

SELF-SIMILAR SOLUTIONS TO THE STEADY NAVIER-STOKES EQUATIONS IN A TWO-DIMENSIONAL SECTOR

JEAHEANG BANG, CHANGFENG GUI, HAO LIU, YUN WANG, AND CHUNJING XIE

ABSTRACT. This paper is concerned with self-similar solutions of the steady Navier-Stokes system in a two-dimensional sector with the no-slip boundary condition. We give necessary and sufficient conditions in terms of the angle of the sector and the flux to guarantee the existence of self-similar solutions of a given type. We also investigate the uniqueness and non-uniqueness of flows with a given type, which not only give rigorous justifications for some statements in [21] but also show that some numerical computations in [21] may not be precise. The non-uniqueness result is a new phenomenon for these flows. As a consequence of the classification of self-similar solutions in the half-space, we characterize the leading order term of the steady Navier-Stokes system in an aperture domain when the flux is small. The main approach is to study the ODE system governing self-similar solutions, where the detailed properties of both complete and incomplete elliptic functions have been investigated.

1. INTRODUCTION AND MAIN RESULTS

The main goal of this paper is to study the so-called self-similar solutions to the steady Navier-Stokes equations

$$\begin{cases} -\Delta \mathbf{u} + \mathbf{u} \cdot \nabla \mathbf{u} + \nabla p = 0, \\ \operatorname{div} \mathbf{u} = 0 \end{cases} \quad (1)$$

in a two-dimensional sector K with angle 2α ($0 < \alpha < \pi$) centered at the origin, supplemented with the no-slip boundary conditions

$$\mathbf{u} = 0 \quad \text{on } \partial K \setminus \{0\}. \quad (2)$$

In $\mathbb{R}^2 \setminus \{0\}$, one can introduce the standard polar coordinates,

$$x_1 = r \cos \theta, \quad x_2 = r \sin \theta,$$

and the orthogonal unit vectors

$$\mathbf{e}_r = (\cos \theta, \sin \theta), \quad \mathbf{e}_\theta = (-\sin \theta, \cos \theta).$$

Then in terms of polar coordinates, we can write the sector K as

$$K = \{(r, \theta) : r > 0, \theta \in (-\alpha, \alpha)\} \text{ where } 0 < \alpha < \pi, \quad (3)$$

and the velocity field could be written as $\mathbf{u} = u^r \mathbf{e}_r + u^\theta \mathbf{e}_\theta$.

To determine a solution, we still need the so-called flux condition. It follows from the no-slip boundary conditions (2) and the divergence-free property (1)₂ of the flows that one can define the flux

$$\Phi := \int_{-\alpha}^{\alpha} u^r(1, \theta) d\theta = \int_{-\alpha}^{\alpha} u^r(r, \theta) r d\theta \quad \text{for all } r > 0. \quad (4)$$

It is well-known that for Navier-Stokes equations in any n -dimensional cone Ω which is invariant under the dilation $x \rightarrow \lambda x$, the following scaling property holds: if $(\mathbf{u}(x), p(x))$ is a solution in Ω , then for every $\lambda > 0$, the scaled one $(\lambda \mathbf{u}(\lambda x), \lambda^2 p(\lambda x))$ is also a solution in Ω . Note that not only $\mathbb{R}^n \setminus \{0\}$, but also $\mathbb{R}_+^n \setminus \{0\}$ and more generally, an n -dimensional cone are invariant under the dilation. Motivated by this scaling property, one may study the so-called self-similar (SS) solutions, i.e., the solutions satisfying $(\mathbf{u}, p)(x) = (\lambda \mathbf{u}(\lambda x), \lambda^2 p(\lambda x))$ in Ω for all $\lambda > 0$.

In $\mathbb{R}^2 \setminus \{0\}$, the study of the self-similar solutions can be reduced to the study of solutions on the unit circle, i.e., the 2π -periodic solutions (as in [9, 22]). This leads to a classical equation whose solutions are complete elliptic functions. All the self-similar solutions, also called Jeffery-Hamel solutions, are found explicitly and classified, see [11, 12, 22]. The precise results in these references can be summarized as follows.

Theorem 1.1. (*[11, 12, 22]*) *Consider the Navier-Stokes equations (1) in $\mathbb{R}^2 \setminus \{0\}$ together with (4) where $\alpha = \pi$.*

(1) *For any $\Phi \in \mathbb{R}$, there is a class of self-similar solutions given by*

$$\mathbf{u}_{\Phi,0} = \frac{\Phi}{2\pi r} \mathbf{e}_r + \frac{\mu}{r} \mathbf{e}_\theta, \quad \text{for any } \mu \in \mathbb{R},$$

(2) *For $m = 1, 2, \dots$, if $\Phi \leq \Phi_{\max}(m) := \pi(m^2 - 4)$, there is a self-similar solution of the form*

$$\mathbf{u}_{\Phi,m} = \frac{1}{r} f(\theta + \theta_0) \mathbf{e}_r,$$

where f is an elliptic function with the minimal period of $\frac{2\pi}{m}$, and θ_0 is an angle that can be chosen arbitrarily. Furthermore, the function f is uniquely determined by Φ and m . If $\Phi > \Phi_{\max}(m)$, then there is no self-similar solution with minimal period $\frac{2\pi}{m}$.

For self-similar solutions in a two-dimensional sector, a major new feature is that one has to impose a boundary condition on the physical boundary. In particular, we are interested in the no-slip boundary condition (2). Self-similar solutions in a sector with the no-slip

boundary condition, such as jet flows and flows between inclined walls, have various physical applications and have attracted much attention; see [2, 10] and references therein.

However, the study of self-similar solutions in a sector is more involved and poses a significant difficulty due to the presence of physical boundaries. In [21], Rosenhead studied the self-similar solutions in a sector satisfying the no-slip boundary condition via expressing the solutions in terms of the elliptic functions. As an application, Fraenkel studied laminar flows in a channel with slightly curved walls in [6], by using the self-similar solutions studied in [21] as leading order terms. Unfortunately, for the given angle of the sector and flux, in [21], the existence of the solutions was established by numerical computations rather than rigorous proof. A rigorous analysis of the properties of the flows mentioned in [6, 21] is the first objective of this paper; in particular, we give necessary and sufficient conditions for the existence of a non-trivial self-similar solution of a particular type.

When the domain is the half-space, in [8, Lemma 5.1], the authors proved the existence and uniqueness of a symmetric self-similar solution provided the given flux is small. For more studies on the self-similar solutions in a sector, one may refer to [14, 15, 20] and references therein. It is an interesting problem to get rid of the restriction of the flux imposed in [8, 14] because it is not expected from the numerical results of [21].

Now to state our results, we first define the type of solutions in terms of the numbers of the outflow and inflow regions as follows.

Definition 1.1. *Let $(m_+, m_-) \neq (0, 0)$ be a pair of non-negative integers, and let $\mathbf{u} = u^r \mathbf{e}_r$ ¹ be a non-trivial self-similar solution to (1)-(2) in a two-dimensional sector K . The solution \mathbf{u} is said to be of type (m_+, m_-) if for the quantity $f(\theta) := r u^r$, the number of intervals of θ where $f(\theta) > 0$ (outflow region) is m_+ and the number of intervals of θ where $f(\theta) < 0$ (inflow region) is m_- . In particular, a solution of type $(1, 0)$ is called a pure outflow whereas a solution of type $(0, 1)$ is called a pure inflow.*

For example, Figures 1-3 give the illustration for $f(\theta) = r u^r$ with different types.

Normally, the integers m_+ and m_- satisfy that

$$|m_+ - m_-| \leq 1.$$

However, there are some special solutions of type $(m, 0)$, $m \geq 2$, which we will discuss later and can be viewed as the limiting cases of type (m, m) flows. In addition, note that we do not consider the trivial solution $\mathbf{u} \equiv 0$ in the definition above.

¹It can be proved that a self-similar (SS) solution \mathbf{u} to (1) with the no-slip boundary condition (2) must satisfy $u^\theta \equiv 0$; see Part (1) of Theorem 1.2 and its proof in Section 2.

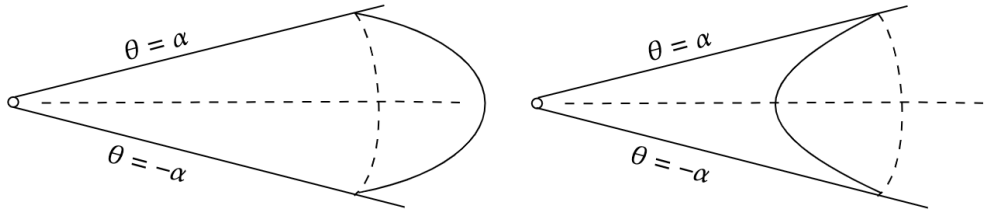


FIGURE 1. Pure outflow and pure inflow

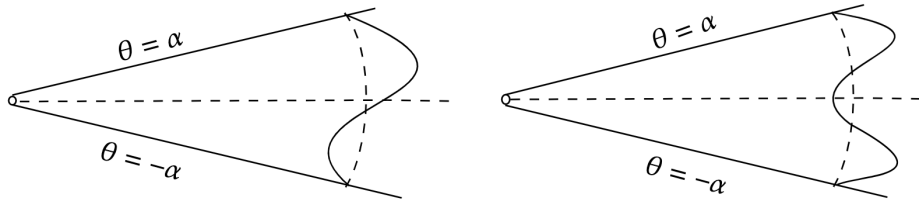


FIGURE 2. Type (1,1) and type (2,1) flow

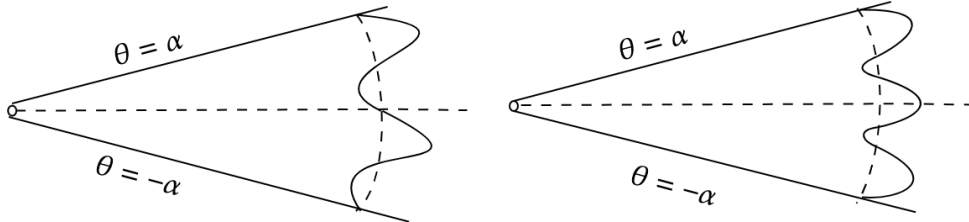


FIGURE 3. Type (2,2) and type (3,2) flow

Now, let us state our first main result, which is mainly about the existence and non-existence of a self-similar solution of each type.

Theorem 1.2. *Consider a self-similar (SS) solution \mathbf{u} to the Navier-Stokes equations (1) with the no-slip boundary condition (2) and the flux condition (4) in a sector K , which is defined in (3) with angle 2α ($\alpha \in (0, \pi)$). The following statements hold.*

- (1) $u^\theta \equiv 0$ for every SS solution \mathbf{u} .

- (2) (Type (1,0) flow) If $\frac{\pi}{2} \leq \alpha < \pi$, there is no SS solution of type (1,0). If $0 < \alpha < \frac{\pi}{2}$, there exists a maximum flux $\Phi_{max}^{(1,0)}(\alpha) > 0$ such that
- (a) if $0 < \Phi < \Phi_{max}^{(1,0)}(\alpha)$, then there exists an SS solution of type (1,0);
 - (b) if $\Phi > \Phi_{max}^{(1,0)}(\alpha)$, then there exists no SS solution of type (1,0).
- (3) (The other types except for (1,0) and (2,1)) Let (m_+, m_-) be a pair of non-negative integers such that $|m_+ - m_-| \leq 1$ and $(m_+, m_-) \neq (0,0), (1,0), (2,1)$. For any $\alpha \in (0, \pi)$, there exists a maximum flux $\Phi_{max}^{(m_+, m_-)}(\alpha) \in \mathbb{R}$ such that
- (a) if $\Phi < \Phi_{max}^{(m_+, m_-)}(\alpha)$, then there exists an SS solution of type (m_+, m_-) ;
 - (b) if $\Phi > \Phi_{max}^{(m_+, m_-)}(\alpha)$, then there exists no SS solution of type (m_+, m_-) .
- (4) For $(m_+, m_-) = (2,1)$, if $0 < \alpha \leq \frac{\pi}{2}$, then there exists a maximum flux $\Phi_{max}^{(2,1)}(\alpha)$ such that the same conclusions as part (3) hold.

Remark 1.1. In Theorem 1.2, we did not impose any smallness restriction on flux, and this theorem pertains to non-symmetric flows as well as symmetric ones (symmetric with respect to the middle line $\theta = 0$). In fact, the flows of type (m_+, m_-) obtained in Theorem 1.2 are non-symmetric if and only if $m_+ = m_-$.

Remark 1.2. In addition, we have established the existence of type (m_+, m_-) flows for the special case $\Phi = \Phi_{max}^{(m_+, m_-)}(\alpha)$, which is studied in Section 7 (cf. Theorem 7.1).

Remark 1.3. Indeed, we can show that there is an $\alpha^* \geq \frac{\pi}{2}$ which is implicitly defined in (71), such that for $0 < \alpha \leq \alpha^*$, the part (4) in Theorem 1.2 still holds; see Proposition 6.7 for the detailed explanations. Numerical computations show that $\alpha^* \geq 2.232$. However, its exact value is unknown.

We also prove various properties of the maximum fluxes and uniqueness or non-uniqueness of some types of flows.

Theorem 1.3. First, the following properties of $\Phi_{max}^{(m_+, m_-)}$ hold.

- (1) $\Phi_{max}^{(1,0)}(\alpha) = \frac{3\pi}{\alpha} + o(\frac{1}{\alpha})$ as $\alpha \rightarrow 0$ and $\Phi_{max}^{(1,0)}(\alpha) = 8(\frac{\pi}{2} - \alpha) + o(\frac{\pi}{2} - \alpha)$ as $\alpha \rightarrow \frac{\pi}{2}$.
- (2) $\Phi_{max}^{(1,1)}(\alpha)$ is decreasing with respect to α ; $\Phi_{max}^{(1,1)}(\alpha) = \Phi_{max}^{(1,0)}(\alpha)$ for $0 < \alpha < \frac{\pi}{2}$ and $\Phi_{max}^{(1,1)}(\alpha) = \Phi_{max}^{(0,1)}(\alpha)$ for $\frac{\pi}{2} \leq \alpha < \pi$.
- (3) $\Phi_{max}^{(m,m)}(\alpha) = m\Phi_{max}^{(1,1)}(\frac{\alpha}{m}) = m\Phi_{max}^{(1,0)}(\frac{\alpha}{m})$, $m \geq 2$.
- (4) $\Phi_{max}^{(m,m)}(\alpha) < \Phi_{max}^{(m,m+1)}(\alpha) \leq \Phi_{max}^{(m+1,m+1)}(\alpha) \leq \Phi_{max}^{(m+1,m)}(\alpha)$ for any $m \geq 1$.

Second, the following uniqueness results hold.

- (1) The SS solution of type (1,0) (pure outflow) is unique for every $0 < \Phi < \Phi_{max}^{(1,0)}(\alpha)$.
- (2) The SS solution of type (0,1) (pure inflow) is unique for every $\Phi < \Phi_{max}^{(0,1)}(\alpha)$.
- (3) The SS solution of type (m,m) , $m \geq 1$ is unique for every $\Phi < \Phi_{max}^{(m,m)}(\alpha)$.

Finally, we have the following non-uniqueness of solutions.

- (1) For every $\alpha \in (0, \frac{\pi}{2}]$ and every $\Phi \in (\Phi_{max}^{(1,1)}(\alpha), \Phi_{max}^{(1,2)}(\alpha))$, there exist at least two SS solutions of type (1, 2).
- (2) For every $\alpha \in (0, \pi)$ and every $\Phi \in (\Phi_{max}^{(m,m)}(\alpha), \Phi_{max}^{(m,m+1)}(\alpha))$ with $m \geq 2$, there exist at least two SS solutions of type $(m, m+1)$.

Remark 1.4. Additional properties of $\Phi_{max}^{(m_+, m_-)}(\alpha)$, such as the estimate for the magnitude of $\Phi_{max}^{(0,1)}(\alpha)$, etc, can also be found in Section 7 (cf. Theorem 7.1).

Remark 1.5. Most of the facts in Theorem 1.3 are consistent with the numerical results in [21]. However, Theorem 1.3 together with Theorem 7.1 reveals that some numerical computations in [21] may not be precise. For example, $\Phi_{max}^{(1,1)}(\frac{\pi}{2})$ should be 0, not “0.5” given in [21]; $\Phi_{max}^{(m,m+1)}(\alpha)$ should be greater than $\Phi_{max}^{(m,m)}(\alpha)$, which contradicts with the numerical results.

Remark 1.6. There is a more general class of scaling invariant solutions, rotated self similar solutions, which satisfy

$$\mathbf{u}(x) = \lambda R(-2\beta \log \lambda) \mathbf{u}(\lambda R(2\beta \log \lambda)x) \quad \text{for all } \lambda > 0 \text{ and some } \beta \in \mathbb{R},$$

where R is a rotation matrix on \mathbb{R}^2 . It is worth mentioning that on $\mathbb{R}^2 \setminus \{0\}$, Guilloid and Wittwer [9] constructed and characterized all the rotated self-similar solutions which are not necessarily self-similar. However, in a two-dimensional sector K , due to the no-slip boundary condition (2), it is not hard to see all the rotated self-similar solutions must be self-similar.

Self-similar solutions not only are a very important class of solutions by themselves, but also play a very important role in understanding the asymptotic behavior of a general solution to the stationary Navier-Stokes equations at far fields or near a singularity, see [1, 13, 16, 17] and references therein. It was proved in [8] that when the flux is small, there exists at least one solution of the Navier-Stokes system in the aperture domain

$$\Omega := \{\mathbf{x} = (x_1, x_2) \in \mathbb{R}^2 : \text{either } x_1 \neq 0 \text{ or } x_2 \in (-d, d), d > 0\}^2 \quad (5)$$

supplemented no-slip boundary condition

$$\mathbf{u} \cdot \mathbf{n} = 0 \quad \text{on } \partial\Omega. \quad (6)$$

Furthermore, the solution is unique in a certain class of solutions. The flows decay at large distances like $|\mathbf{x}|^{-1}$, and the leading order terms are certain self-similar solutions of the steady Navier-Stokes system; see Theorem 8.1 for the precise statement. However, the exact

²The definition of the aperture domain Ω here differs from the definition in [8] by exchanging x_1 and x_2 .

type of those self-similar solutions was not identified in [8]. For the further progress, one may refer to [3, 4, 7, 18, 19].

With the aid of the classifications of the self-similar solutions obtained in Theorems 1.2 and 1.3, we can give the precise description for the leading order terms of the solutions at far fields in the aperture domain.

Theorem 1.4. *Let the aperture domain Ω be given by (5). Consider the steady Navier-Stokes equations (1) in Ω supplemented with the no-slip boundary condition (6). There exists $\Phi_0 > 0$ such that if $\Phi \in (-\Phi_0, \Phi_0)$, where $\Phi := \int_{-d}^d u_1(0, x_2) dx_2$, then the problem admits a solution for which, the leading order term at the upstream is a type (0, 1) self-similar solution, while the leading order term at the downstream is a type (1, 2) self-similar solution.*

Remark 1.7. *For $\Phi > 0$, the upstream flows in Ω are the flows in the region $x_1 \rightarrow -\infty$, and the downstream flows in Ω are the flows in the region $x_1 \rightarrow +\infty$. For $\Phi < 0$, these two regions interchange.*

Our main idea is to study the Navier-Stokes equation on the arc $(\sin \theta, \cos \theta), \theta \in (-\alpha, \alpha)$, under the self-similar assumption and re-write the flux condition and angle condition in terms of the complete and incomplete elliptic functions of the first kind and study their behaviors.

The rest of the paper is organized as follows. In Section 2, we reduce the problem for the Navier-Stokes system into an ODE problem by using the self-similarity assumption. The outflows, periodic flows, and inflows are studied in Sections 3-5, respectively. The flows of other types are investigated in Section 6. Section 7 is devoted to the special case $\Phi = \Phi_{max}^{(m_+, m_-)}(\alpha)$ and the additional properties of $\Phi_{max}^{(m_+, m_-)}(\alpha)$. Finally, we study the asymptotic behavior of solutions at infinity in an aperture domain in Section 8.

2. REDUCTION OF THE PROBLEM TO AN ODE SYSTEM

In this section, we reduce the study of self-similar solutions \mathbf{u} to the Navier-Stokes equations (1) with no-slip boundary condition (2) and flux condition (4) in the sector K to a boundary-value ODE problem with flux constraint. For self-similar solutions, we can write

$$\mathbf{u}(x) = \mathbf{u}(r, \theta) = u^r \mathbf{e}_r + u^\theta \mathbf{e}_\theta = \frac{f(\theta) \mathbf{e}_r + g(\theta) \mathbf{e}_\theta}{r}, \quad p(x) = p(r, \theta) = \frac{p(\theta)}{r^2} \quad (7)$$

with an abuse of the notation of p .

From the equations in (1), one can derive equations of f, g as follows:

$$\begin{cases} (p - 2f)' = 0, \\ -f'' + gf' - f^2 - |g|^2 - 2p = 0, \\ g' = 0, \end{cases} \quad (8)$$

where $'$ denotes the differentiation with respect to θ . These equations hold in the interval $(-\alpha, \alpha)$, and the no-slip boundary condition in (2) becomes

$$\begin{aligned} f(-\alpha) &= f(\alpha) = 0, \\ g(-\alpha) &= g(\alpha) = 0. \end{aligned}$$

From (8)₃ and the boundary condition of g above, it follows that $g \equiv 0$ and hence $u^\theta = 0$.

This proves Part (1) in Theorem 1.2. In addition, using (8)₁, one can find

$$p = 2f - \frac{b}{2}$$

for some constant b , and (8)₂ becomes

$$f'' = -f^2 - 4f + b.$$

This is a classical equation defining elliptic functions. The flux condition (4) now becomes

$$\int_{-\alpha}^{\alpha} f(\theta) d\theta = \Phi.$$

In summary, the study of the self-similar solutions to the problem (1), (2) and (4) is reduced to the study of the following ODE problem

$$\begin{cases} f'' = -f^2 - 4f + b, \\ f(-\alpha) = f(\alpha) = 0, \\ \int_{-\alpha}^{\alpha} f(\theta) d\theta = \Phi. \end{cases} \quad (9)$$

To study the ODE problem (9), we multiply (9)₁ by $2f'$, then integrate both sides with respect to θ to have

$$(f')^2 = -\frac{2}{3}f^3 - 4f^2 + 2bf + 2E := Q(f) = -\frac{2}{3}(f - e_1)(f - e_2)(f - e_3), \quad (10)$$

where E is a constant. Here e_1, e_2, e_3 are roots of $Q(f)$, which may be complex. Moreover, it is easy to note that they satisfy the constraint

$$e_1 + e_2 + e_3 = -6. \quad (11)$$

3. PURE OUTFLOW-TYPE (1, 0) FLOW

In this section, we consider the pure outflow or type (1,0) flow, i.e., the flow that satisfies $f(\theta) > 0$ when $\theta \in (-\alpha, \alpha)$. The main result in this section is

Proposition 3.1. *Consider a self-similar (SS) solution of type (1,0) to the Navier-Stokes equations (1) with no-slip boundary condition (2) and the flux condition (4).*

(1) *If the angle $\alpha \geq \frac{\pi}{2}$, there does not exist SS solutions of type (1,0).*

- (2) For any $0 < \alpha < \frac{\pi}{2}$, there exists a maximum flux $\Phi_{max}^{(1,0)}(\alpha) > 0$ defined in (17) below, such that the following dichotomy holds: for every $0 < \Phi \leq \Phi_{max}^{(1,0)}(\alpha)$, there exists a unique SS solution of type (1,0); on the other hand, if $\Phi > \Phi_{max}^{(1,0)}(\alpha)$, there is no SS solution of type (1,0).
- (3) Moreover, we have the following asymptotic behavior of $\Phi_{max}^{(1,0)}(\alpha)$ as $\alpha \rightarrow 0$ and $\frac{\pi}{2}$: $\Phi_{max}^{(1,0)}(\alpha) = \frac{3\pi}{\alpha} + o(\frac{1}{\alpha})$ as $\alpha \rightarrow 0$ and $\Phi_{max}^{(1,0)}(\alpha) = 8(\frac{\pi}{2} - \alpha) + o(\frac{\pi}{2} - \alpha)$ as $\alpha \rightarrow \frac{\pi}{2}$.

Clearly, Proposition 3.1 gives Part (2) of Theorem 1.2 as well as Part (1) of Theorem 1.3. As discussed in Section 2, we only need to solve the ODE problem (9).

For the ODE problem (9), our starting point is the following simple analysis of the roots of $Q(f)$. There are two possible cases. One is that there is one real root and two complex conjugate roots. In this case, without loss of generality, we let e_1 be the real root and e_2, e_3 be the complex conjugate roots. The other case is that all three roots are real, and without loss of generality, we can adjust the order of e_1, e_2 and e_3 so that $e_3 \leq e_2 \leq e_1$.

Lemma 3.2. *For a pure outflow, we have either $e_1 > 0$ and e_2, e_3 are complex conjugates or $e_1 > 0 \geq e_2 \geq e_3$ and $e_3 < 0$.*

Proof. We first show that $e_1 > 0$. Suppose $e_1 \leq 0$. Note the cubic polynomial $Q(f)$ satisfies $Q(f) < 0$ when $f > e_1$, and for the pure outflow $f > 0 \geq e_1$. Hence the identity (10), i.e., $Q(f) = (f')^2 \geq 0$ leads to a contradiction. Due to the same reason, one can easily see that if $e_3 \leq e_2 \leq e_1$ are all real, then $e_3 \leq e_2 \leq 0$. Indeed, since the fact that $e_1 + e_2 + e_3 = -6 < 0$, it holds $e_3 < 0$. Now we prove that $e_2 \leq 0$. Suppose $e_2 > 0$, then $Q(0) < 0$. Then due to the boundary condition(9)₂, $Q(f(\pm\alpha)) = Q(0) < 0$. This contradicts with $Q(f) = (f')^2 \geq 0$. \square

The possible plots for $Q(f)$ are presented in Figures 4a and 4b. Then for a pure outflow, the value of $f(\theta)$ increases from 0 to e_1 and then decreases from e_1 to 0. And the solution f is symmetric with respect to the half line $\theta = 0$; see Figure 4c.

The above fact together with (10) tells that given the angle α and the flux Φ , we should have the following two equations,

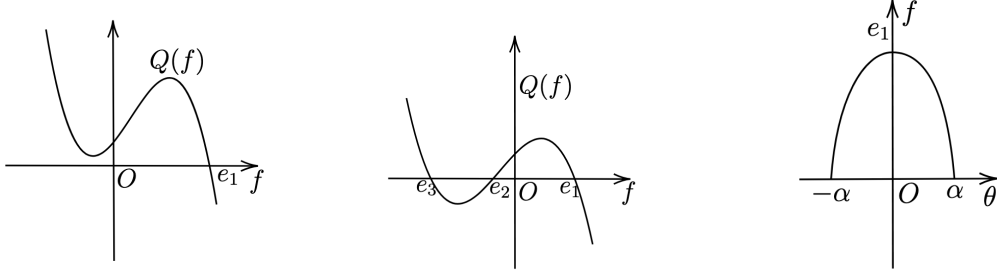
$$I_+(e_1, e_2) := \int_0^{e_1} \frac{df}{\sqrt{Q(f)}} = \int_0^{e_1} \frac{df}{\sqrt{-\frac{2}{3}(f - e_1)(f - e_2)(f - e_3)}} = \alpha, \quad (12)$$

$$J_+(e_1, e_2) := \int_0^{e_1} \frac{f df}{\sqrt{Q(f)}} = \int_0^{e_1} \frac{f df}{\sqrt{-\frac{2}{3}(f - e_1)(f - e_2)(f - e_3)}} = \frac{\Phi}{2}, \quad (13)$$

with $e_3 = -6 - e_1 - e_2$.

We first prove the following lemma, which is Part (1) of Proposition 3.1.

Lemma 3.3. *When the angle $\alpha \geq \frac{\pi}{2}$, there exists no pure outflow.*



(A) $Q(f)$ has one real root (B) $Q(f)$ has three real roots (C) Velocity of pure outflow

FIGURE 4. Plots for $Q(f)$ and a plot for velocity of pure outflow

Proof. The analysis is divided into two cases, according to the type of roots.

Case 1. e_1 is real, e_2 and e_3 are complex conjugates. It follows from (11) that one has

$$e_2 = -3 - \frac{1}{2}e_1 + ci, \quad e_3 = -3 - \frac{1}{2}e_1 - ci, \quad c > 0.$$

In this case,

$$I_+(e_1, e_2) = \int_0^{e_1} \frac{df}{\sqrt{-\frac{2}{3}(f - e_1) \left[(f + 3 + \frac{1}{2}e_1)^2 + c^2 \right]}}.$$

In this situation, with e_1 fixed, $I_+(e_1, e_2)$ attains its maximum when $c = 0$, which is

$$I_+ \left(e_1, -3 - \frac{1}{2}e_1 \right) = \int_0^{e_1} \frac{df}{\sqrt{-\frac{2}{3}(f - e_1)(f + 3 + \frac{1}{2}e_1)}}.$$

On the other hand, with e_1 fixed, $I_+(e_1, e_2)$ decreases as c increases. In addition, as c goes to ∞ , $I_+(e_1, e_2)$ goes to 0.

Case 2. The three roots are real, and as assumed above, $e_3 \leq e_2 \leq e_1$. It is shown in Lemma 3.2 that $e_1 > 0 \geq e_2 \geq e_3$ and $e_3 < 0$. Moreover, $-6 - e_1 = e_2 + e_3 \leq 2e_2$. It follows that $e_2 \geq -3 - \frac{1}{2}e_1$. This shows that for every fixed $e_1 > 0$, the admissible value of e_2 is $[-3 - \frac{1}{2}e_1, 0]$. And

$$\begin{aligned} (f - e_2)(f - e_3) &= (f - e_2)(f + 6 + e_1 + e_2) = f(f + 6 + e_1) - (6 + e_1)e_2 - e_2^2 \\ &= f(f + 6 + e_1) - \left(e_2 + 3 + \frac{1}{2}e_1 \right)^2 + \left(3 + \frac{1}{2}e_1 \right)^2. \end{aligned}$$

When f, e_1 is fixed, the above expression is decreasing with respect to $e_2 \in [-3 - \frac{1}{2}e_1, 0]$. This implies that $I_+(e_1, e_2)$ **is increasing with respect to** $e_2 \in [-3 - \frac{1}{2}e_1, 0]$. Then for each e_1 , $I_+(e_1, e_2)$ attains its minimum when $e_2 = -3 - \frac{1}{2}e_1$ (this also implies that $e_3 = -3 - \frac{1}{2}e_1$),

which is

$$I_+ \left(e_1, -3 - \frac{1}{2}e_1 \right) = \int_0^{e_1} \frac{df}{\sqrt{-\frac{2}{3}(f - e_1)(f + 3 + \frac{1}{2}e_1)}}.$$

It is exactly the maximum of Case 1. On the other hand, for a fixed e_1 , the integral $I_+(e_1, e_2)$ attains its maximum when $e_2 = 0$, which is

$$I_+(e_1, 0) = \int_0^{e_1} \frac{df}{\sqrt{-\frac{2}{3}(f - e_1)f(f + 6 + e_1)}}. \quad (14)$$

Note that $I_+(e_1, 0)$ is **strictly decreasing with respect to** e_1 , which can be seen from the following expression

$$I_+(e_1, 0) = \int_0^{e_1} \frac{df}{\sqrt{-\frac{2}{3}(f - e_1)f(f + 6 + e_1)}} = \int_0^1 \frac{dg}{\sqrt{-\frac{2}{3}(g - 1)g(e_1g + 6 + e_1)}}.$$

Hence $I_+(e_1, 0)$ attains its maximum when $e_1 = 0$. A direct computation shows that this maximum is exactly

$$\int_0^1 \frac{dg}{\sqrt{4(1-g)g}} \stackrel{g=\sin^2 \theta}{=} \int_0^{\frac{\pi}{2}} \frac{2 \sin \theta \cos \theta}{2 \sin \theta \cos \theta} d\theta = \frac{\pi}{2}. \quad (15)$$

The above computations show that the maximum value of the half angle (of the sector) α that a pure outflow can achieve is $\frac{\pi}{2}$, and the maximum value is in fact achieved when $(e_1, e_2) = (0, 0)$, which corresponds to the trivial solution $f \equiv 0$ under the condition $f \geq 0$. Therefore, **there exists no pure outflow when** $\alpha \geq \frac{\pi}{2}$. \square

During the proof of Lemma 3.3, we also derive some monotone properties of $I_+(e_1, e_2)$, which we formulate as a lemma for later use.

Lemma 3.4. *For every fixed $e_1 > 0$, e_2 and e_3 real, $I_+(e_1, e_2)$ is strictly increasing with respect to $e_2 \in [-3 - \frac{1}{2}e_1, 0]$. Moreover, $I_+(e_1, 0)$ is strictly decreasing with respect to $e_1 \in (0, \infty)$.*

It is then natural to ask when $0 < \alpha < \frac{\pi}{2}$, for any given flux $\Phi > 0$, whether there is a pure outflow. The answer is no, there must be a restriction on Φ from above, this is exactly Part (2) in Proposition 3.1. We now proceed to prove the rest of Proposition 3.1 including its Part (3) where the asymptotic behavior of $\Phi_{max}^{(1,0)}(\alpha)$ is considered.

Proof of Proposition 3.1. We only need to prove Part (2) and Part (3) in Proposition 3.1.

(i) Proof of Part (2) in Proposition 3.1. To find the corresponding pure outflow with the given half angle α and flux Φ , we need to find e_1 and e_2 such that (12)-(13) can be satisfied. We consider (12) first. We note that $I_+(e_1, 0)$ in (14) decreases strictly from $\frac{\pi}{2}$ to 0, as e_1

increases from 0 to ∞ . Hence, for the angle $\alpha < \frac{\pi}{2}$, there is a unique $e_1 = e_1^*(\alpha) > 0$, such that

$$I_+(e_1^*(\alpha), 0) = \alpha. \quad (16)$$

For $e_1 \leq e_1^*(\alpha)$, it holds that $I_+(e_1, 0) \geq \alpha$. On the other hand,

$$\lim_{c \rightarrow \infty} I_+ \left(e_1, -3 - \frac{1}{2}e_1 + ci \right) = 0.$$

Hence, using the monotone properties of $I_+(e_1, e_2)$, for every $0 < e_1 \leq e_1^*(\alpha)$, we can find a unique $e_2 = e_2(e_1)$, such that

$$I_+(e_1, e_2(e_1)) = \alpha.$$

Here $e_2(e_1)$ could be real or complex. On the other hand, for every $e_1 > e_1^*(\alpha)$, $I_+(e_1, 0) < I_+(e_1^*(\alpha), 0) = \alpha$. According to Lemma 3.4, we know that $I_+(e_1, e_2) \leq I_+(e_1, 0)$. Hence, there is no e_2 such that $I_+(e_1, e_2) = \alpha$. This shows that the admissible value of e_1 is $(0, e_1^*(\alpha)]$.

Due to the same reason as that in the proof of Lemma 3.3, for fixed e_1 , $J_+(e_1, e_2)$ is increasing with respect to $e_2 \in [-3 - \frac{1}{2}e_1, 0]$. Hence, the maximum of $J_+(e_1, e_2)$ is also attained when $e_2 = 0$ (among all possible e_2 's, real or complex), which is

$$J_+(e_1, 0) = \int_0^{e_1} \frac{f df}{\sqrt{-\frac{2}{3}(f - e_1)f(f + 6 + e_1)}} = \int_0^1 \frac{\sqrt{e_1}g dg}{\sqrt{\frac{2}{3}(1 - g)g(g + 6/e_1 + 1)}}.$$

Then it is easy to see $J_+(e_1, 0)$ is increasing with respect to e_1 . Hence, under the angle constraint (12), the maximum flux is

$$\Phi_{max}^{(1,0)}(\alpha) := 2J_+(e_1^*(\alpha), 0). \quad (17)$$

Next, for every $0 < \Phi < \Phi_{max}^{(1,0)}(\alpha)$, we show that there exists an $e_1 \in (0, e_1^*(\alpha))$, such that

$$J_+(e_1, e_2(e_1)) = \int_0^{e_1} \frac{f df}{\sqrt{-\frac{2}{3}(f - e_1)(f - e_2)(f + 6 + e_1 + e_2)}} = \frac{\Phi}{2}.$$

As proved above, for every $0 < e_1 \leq e_1^*(\alpha)$, there exists a unique $e_2(e_1)$, such that $I_+(e_1, e_2(e_1)) = \alpha$. Note that $J_+(e_1, 0)$ goes to 0 as e_1 goes to 0, and

$$0 \leq J_+(e_1, e_2(e_1)) \leq J_+(e_1, 0).$$

Hence

$$\lim_{e_1 \rightarrow 0^+} J_+(e_1, e_2(e_1)) = 0.$$

Since $J_+(e_1, e_2(e_1))$ is continuous as a function of e_1 , for every $0 < \Phi < \Phi_{max}^{(1,0)}(\alpha)$, by the intermediate value theorem, there must be at least an e_1 , such that $J_+(e_1, e_2(e_1)) = \frac{\Phi}{2}$. This proves the existence and non-existence results in Part (2) of Proposition 3.1.

We then show the uniqueness of the pure outflow. We prove the uniqueness by contradiction. Suppose there exists another $(\tilde{e}_1, \tilde{e}_2)$ satisfying (12) and (13), with $0 < \tilde{e}_1 < e_1$. We have from (12) that

$$\begin{aligned} \alpha &= \int_0^{e_1} \frac{df}{\sqrt{\frac{2}{3}(e_1 - f)(f - e_2)(f - e_3)}} \\ &= \int_0^1 \frac{dg}{\sqrt{\frac{2}{3}(1 - g)(e_1g - e_2)(e_1g - e_3)/e_1}} \\ &= \int_0^1 \frac{dg}{\sqrt{\frac{2}{3}(1 - g)[e_1g^2 - (e_2 + e_3)g + e_2e_3/e_1]}} \\ &= \int_0^1 \frac{dg}{\sqrt{\frac{2}{3}(1 - g)[e_1(g^2 + g) + 6g + e_2e_3/e_1]}} \\ &= \int_0^1 \frac{dg}{\sqrt{\frac{2}{3}(1 - g)[\tilde{e}_1(g^2 + g) + 6g + \tilde{e}_2\tilde{e}_3/\tilde{e}_1]}} \end{aligned}$$

where $\tilde{e}_3 = -6 - \tilde{e}_1 - \tilde{e}_2$. Since $0 < \tilde{e}_1 < e_1$, and then $\tilde{e}_1(g^2 + g) < e_1(g^2 + g)$, and hence it holds that

$$\frac{e_2e_3}{e_1} < \frac{\tilde{e}_2\tilde{e}_3}{\tilde{e}_1}. \quad (18)$$

On the other hand, we have from (13)

$$\begin{aligned} \frac{\Phi}{2} &= \int_0^{e_1} \frac{f df}{\sqrt{\frac{2}{3}(e_1 - f)(f - e_2)(f - e_3)}} \\ &= \int_0^1 \frac{g dg}{\sqrt{\frac{2}{3}(1 - g)\left[\frac{1}{e_1}(g^2 + g) + \frac{6}{e_1^2}g + \frac{e_2e_3}{e_1^3}\right]}} \\ &= \int_0^1 \frac{g dg}{\sqrt{\frac{2}{3}(1 - g)\left[\frac{1}{\tilde{e}_1}(g^2 + g) + \frac{6}{\tilde{e}_1^2}g + \frac{\tilde{e}_2\tilde{e}_3}{\tilde{e}_1^3}\right]}}. \end{aligned}$$

However, due to $0 < \tilde{e}_1 < e_1$ and (18), we have

$$\frac{1}{e_1}(g^2 + g) + \frac{6}{e_1^2}g + \frac{e_2e_3}{e_1^3} < \frac{1}{\tilde{e}_1}(g^2 + g) + \frac{6}{\tilde{e}_1^2}g + \frac{\tilde{e}_2\tilde{e}_3}{\tilde{e}_1^3}.$$

This is a contradiction.

(ii) Proof of Part (3) in Proposition 3.1. Finally, let us prove the asymptotics of $\Phi_{max}^{(1,0)}(\alpha)$ when $\alpha \rightarrow 0$ or $\frac{\pi}{2}$. We consider $\alpha \rightarrow 0$ first. In this case, we have $e_1^*(\alpha) \rightarrow +\infty$, where $e_1^*(\alpha)$

is defined in (16) explicitly. As $e_1 \rightarrow +\infty$, we have

$$\begin{aligned}
\lim_{e_1 \rightarrow +\infty} \sqrt{e_1} I_+(e_1, 0) &= \lim_{e_1 \rightarrow +\infty} \int_0^{e_1} \frac{\sqrt{e_1} df}{\sqrt{-\frac{2}{3}(f - e_1)f(f + 6 + e_1)}} \\
&= \lim_{e_1 \rightarrow +\infty} \int_0^1 \frac{dg}{\sqrt{-\frac{2}{3}(g - 1)g(g + 1 + 6/e_1)}} \\
&= \int_0^1 \frac{dg}{\sqrt{\frac{2}{3}(1 - g)g(g + 1)}} = \frac{\sqrt{6\pi}\Gamma(5/4)}{\Gamma(3/4)}.
\end{aligned} \tag{19}$$

And as $e_1 \rightarrow +\infty$,

$$\begin{aligned}
\lim_{e_1 \rightarrow +\infty} \frac{J_+(e_1, 0)}{\sqrt{e_1}} &= \lim_{e_1 \rightarrow +\infty} \int_0^1 \frac{g dg}{\sqrt{\frac{2}{3}(1 - g)g(g + 6/e_1 + 1)}} \\
&= \int_0^1 \frac{g dg}{\sqrt{\frac{2}{3}(1 - g)g(g + 1)}} = \frac{\sqrt{\frac{2}{3}}\pi\Gamma(7/4)}{\Gamma(5/4)}.
\end{aligned} \tag{20}$$

Hence, we have as $\alpha \rightarrow 0^+$ that

$$\begin{aligned}
\lim_{\alpha \rightarrow 0^+} \alpha \Phi_{max}^{(1,0)}(\alpha) &= \lim_{\alpha \rightarrow 0^+} 2\alpha J_+(e_1^*(\alpha), 0) \\
&= \lim_{\alpha \rightarrow 0^+} 2 \frac{J_+(e_1^*(\alpha), 0)}{\sqrt{e_1^*(\alpha)}} \sqrt{e_1^*(\alpha)} I_+(e_1^*(\alpha), 0) \\
&= \lim_{e_1^*(\alpha) \rightarrow +\infty} 2 \frac{J_+(e_1^*(\alpha), 0)}{\sqrt{e_1^*(\alpha)}} \sqrt{e_1^*(\alpha)} I_+(e_1^*(\alpha), 0) \\
&= 2 \frac{\sqrt{6\pi}\Gamma(5/4)}{\Gamma(3/4)} \frac{\sqrt{\frac{2}{3}}\pi\Gamma(7/4)}{\Gamma(5/4)} = \frac{4\pi\Gamma(7/4)}{\Gamma(3/4)} = 3\pi.
\end{aligned}$$

On the other hand, $I_+(e_1, 0)$ increases to $\frac{\pi}{2}$, as e_1 decreases to 0. Hence, we have $e_1^*(\alpha) \rightarrow 0^+$, as $\alpha \rightarrow \frac{\pi}{2}$. Now we compute

$$\begin{aligned}
\frac{d}{de_1} I_+(e_1, 0) &= \frac{d}{de_1} \int_0^{e_1} \frac{df}{\sqrt{-\frac{2}{3}(f - e_1)f(f + 6 + e_1)}} \\
&= \frac{d}{de_1} \int_0^1 \frac{dg}{\sqrt{\frac{2}{3}(1 - g)g(e_1 g + 6 + e_1)}} \\
&= \int_0^1 \frac{-\frac{1}{2}(g + 1) dg}{\sqrt{\frac{2}{3}(1 - g)g(e_1 g + 6 + e_1)}^3}.
\end{aligned}$$

Hence

$$\begin{aligned} \lim_{e_1 \rightarrow 0} \frac{I_+(e_1, 0) - \frac{\pi}{2}}{e_1 - 0} &= \lim_{e_1 \rightarrow 0} \frac{I_+(e_1, 0) - I_+(0, 0)}{e_1 - 0} = \lim_{e_1 \rightarrow 0} \frac{d}{de_1} I_+(e_1, 0) \\ &= -\frac{1}{24} \int_0^1 \frac{1+g}{\sqrt{(1-g)g}} dg = -\frac{\pi}{16}. \end{aligned} \quad (21)$$

Moreover,

$$\begin{aligned} \lim_{e_1 \rightarrow 0} \frac{J_+(e_1, 0)}{e_1} &= \lim_{e_1 \rightarrow 0} \frac{1}{e_1} \int_0^{e_1} \frac{f df}{\sqrt{-\frac{2}{3}(f-e_1)f(f+6+e_1)}} \\ &= \lim_{e_1 \rightarrow 0} \frac{1}{e_1} \int_0^1 \frac{\sqrt{e_1} g dg}{\sqrt{\frac{2}{3}(1-g)g(g+6/e_1+1)}} \\ &= \lim_{e_1 \rightarrow 0} \int_0^1 \frac{g dg}{\sqrt{\frac{2}{3}(1-g)g(e_1 g + 6 + e_1)}} \\ &= \int_0^1 \frac{g dg}{\sqrt{4(1-g)g}} = \int_0^{\frac{\pi}{2}} \frac{2 \sin^2 \theta \sin \theta \cos \theta}{2 \sin \theta \cos \theta} d\theta = \frac{\pi}{4}. \end{aligned} \quad (22)$$

Finally, combining (21) and (22), we conclude that

$$\begin{aligned} \lim_{\alpha \rightarrow \frac{\pi}{2}} \frac{\Phi_{max}^{(1,0)}(\alpha)}{\frac{\pi}{2} - \alpha} &= \lim_{\alpha \rightarrow \frac{\pi}{2}} \frac{2J_+(e_1^*(\alpha), 0)}{\frac{\pi}{2} - \alpha} = \lim_{\alpha \rightarrow \frac{\pi}{2}} \frac{2J_+(e_1^*(\alpha), 0)}{e_1^*(\alpha)} \frac{e_1^*(\alpha)}{\frac{\pi}{2} - \alpha} \\ &= \lim_{e_1^*(\alpha) \rightarrow 0} \frac{2J_+(e_1^*(\alpha), 0)}{e_1^*(\alpha)} \frac{e_1^*(\alpha) - 0}{\frac{\pi}{2} - I_+(e_1^*(\alpha), 0)} = 8. \end{aligned}$$

In summary, for pure outflow, it holds that

$$\Phi_{max}^{(1,0)}(\alpha) = \frac{3\pi}{\alpha} + o\left(\frac{1}{\alpha}\right) \text{ as } \alpha \rightarrow 0, \text{ and } \Phi_{max}^{(1,0)}(\alpha) = 8\left(\frac{\pi}{2} - \alpha\right) + o\left(\frac{\pi}{2} - \alpha\right) \text{ as } \alpha \rightarrow \frac{\pi}{2}. \quad (23)$$

This completes the proof for Proposition 3.1. \square

Remark 3.1. In fact, according to [5], it has been computed numerically that

$$\Phi_{max}^{(1,0)}(\alpha) \simeq 2.934\sqrt{e_1^*(\alpha)}, \quad \alpha \simeq \frac{3.211}{\sqrt{e_1^*(\alpha)}}, \quad \text{and } \Phi_{max}^{(1,0)}(\alpha) \simeq \frac{9.424}{\alpha}, \quad \text{as } \alpha \rightarrow 0.$$

This is consistent with our computations in (19), (20) and (23)₁ when the angle $\alpha \rightarrow 0$. Our expansion $\Phi_{max}^{(1,0)}(\alpha) = 8\left(\frac{\pi}{2} - \alpha\right) + o\left(\frac{\pi}{2} - \alpha\right)$ as $\alpha \rightarrow \frac{\pi}{2}$ seems to be new and not mentioned in the literature.

Remark 3.2. The fact that $\alpha = \frac{\pi}{2}$ is a borderline case for pure outflows is well-known since the numerical evidence of [21]. There was also numerical evidence for the existence of the maximum flux $\Phi_{max}^{(1,0)}(\alpha)$. Our contribution here is a rigorous justification for these facts and a more detailed description of the asymptotic of $\Phi_{max}^{(1,0)}(\alpha)$ as $\alpha \rightarrow 0$ and $\frac{\pi}{2}$.

4. PERIODIC FLOW-TYPE (m, m) FLOW

In this section, we consider the periodic flows, i.e., the flow of type (m, m) , $m \geq 1$. The main objective of this section is to prove the following two propositions which are about the existence and non-existence of type $(1, 1)$ flows and type (m, m) flows with $m \geq 2$, respectively.

Proposition 4.1. *Consider a self-similar (SS) solution of type $(1, 1)$ to the Navier-Stokes equations (1) with no-slip boundary condition (2) and the flux condition (4).*

- (1) *Assume that $0 < \alpha < \frac{\pi}{2}$, there exists a maximum flux $\Phi_{max}^{(1,1)}(\alpha) = \Phi_{max}^{(1,0)}(\alpha) > 0$ which is given in (17) above, such that for every $\Phi < \Phi_{max}^{(1,1)}(\alpha)$, there is a unique SS solution of type $(1, 1)$; on the other hand, if $\Phi > \Phi_{max}^{(1,1)}(\alpha)$, there is no SS solution of type $(1, 1)$.*
- (2) *Assume that $\alpha \geq \frac{\pi}{2}$, there exists a maximum flux $\Phi_{max}^{(1,1)}(\alpha) \leq 0$ which is defined by (38) below, such that for every $\Phi < \Phi_{max}^{(1,1)}(\alpha)$, there is a unique SS solution of type $(1, 1)$; on the other hand, if $\Phi > \Phi_{max}^{(1,1)}(\alpha)$, there is no SS solution of type $(1, 1)$.*
- (3) *The maximum flux $\Phi_{max}^{(1,1)}(\alpha)$ is decreasing with respect to $\alpha \in (0, \pi)$. Moreover, $\Phi_{max}^{(1,1)} < \frac{\pi^2}{\alpha} - 4\alpha$ for $0 < \alpha < \pi$.*

Proposition 4.2. *Consider a self-similar (SS) solution of type (m, m) to the Navier-Stokes equations (1) with no-slip boundary condition (2) and the flux condition (4). Assume that $\alpha \in (0, \pi)$ and $m \geq 2$. There exists a maximum flux $\Phi_{max}^{(m,m)}(\alpha) = m\Phi_{max}^{(1,0)}(\frac{\alpha}{m})$, such that for every $\Phi < \Phi_{max}^{(m,m)}(\alpha)$, there is a unique SS solution of type (m, m) ; on the other hand, if $\Phi > \Phi_{max}^{(m,m)}(\alpha)$, there is no SS solution of type (m, m) .*

These propositions 4.1, 4.2 pertain to the case when $\Phi \neq \Phi_{max}^{(m,m)}(\alpha)$. The critical case when $\Phi = \Phi_{max}^{(m,m)}(\alpha)$ will be discussed in detail in Section 7.

We begin with some preliminary results.

Lemma 4.3. *For the type (m, m) flows, we must have $e_1 \geq 0$ and e_2 and e_3 are real. Moreover, $e_2 \leq 0$ and $e_3 < e_2$.*

Proof. First, we show that $e_1 \geq 0$. Suppose $e_1 < 0$, $Q(0)$ will be negative, which will not happen due to the boundary condition $(9)_2$ and (10). Second, we show that e_2 and e_3 must be real. Suppose e_2 and e_3 are complex conjugates, then using $e_1 \geq 0$, we have $Q(f) > 0$ when $f < 0$ which says f' can not change its sign in the region $\{f < 0\}$, hence is monotone on the region $\{f < 0\}$. Then f can not move from 0 to a negative value and then move back to 0. Third, we show that $e_2 \leq 0$. We note e_3 must be negative, since $e_1 + e_2 + e_3 = -6$ and $e_1 \geq 0$, $e_3 \leq e_2$. If $e_2 > 0$, $Q(0)$ will be negative, which will not happen due to the Dirichlet boundary condition $(9)_2$ and (10). Finally, we show $e_3 < e_2$. If not, then $e_3 = e_2$, this will not happen due to (24) below as the integral on the left-hand side of (24) is finite. \square

Then we can conclude that for type (1, 1) flows, the corresponding plot for $Q(f)$ is Figure 4b. For $f(\theta)$, either the value of solution f increases from 0 to e_1 and then decreases from e_1 to $e_2 \leq 0$, and finally increases back to 0 (see Figure 5a); or the value of solution f decreases from 0 to e_2 and then increases from e_2 to $e_1 > 0$, and finally decreases back to 0 (see Figure 6a). A general type (m, m) flow is simply a repetition of the above process m times; see Figures 5b and 6b for plots of type (2,2) flows. Hence, Proposition 4.2 will be a direct consequence of Proposition 4.1.

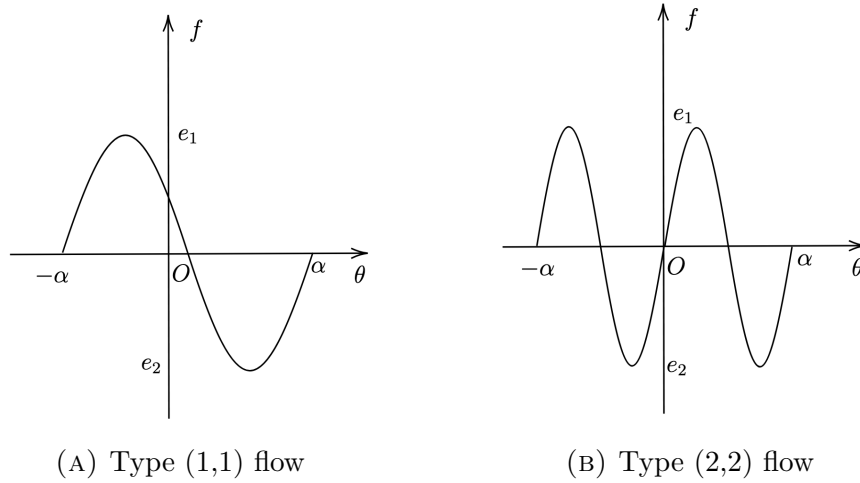


FIGURE 5. Type (1,1) flow and type (2,2) flow-case I

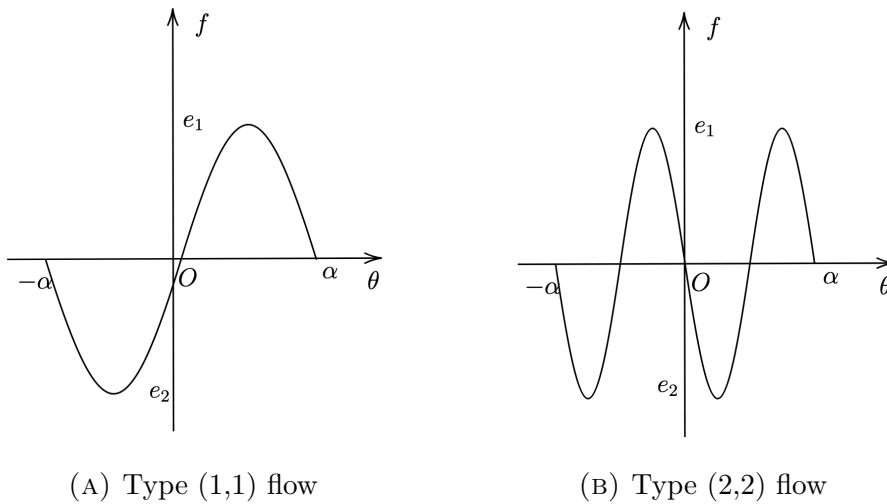


FIGURE 6. Type (1,1) flow and type (2,2) flow-case II

Due to the symmetry of the solution, it holds that for each flow of type $(1, 1)$, the angle and flux condition can be rewritten as

$$I(e_1, e_2) := \int_{e_2}^{e_1} \frac{df}{\sqrt{-\frac{2}{3}(f-e_1)(f-e_2)(f-e_3)}} = \alpha, \quad (24)$$

and

$$J(e_1, e_2) := \int_{e_2}^{e_1} \frac{f df}{\sqrt{-\frac{2}{3}(f-e_1)(f-e_2)(f-e_3)}} = \frac{\Phi}{2}. \quad (25)$$

Let $K(\gamma)$ and $E(\gamma)$ be the complete elliptic functions of the first kind and the second kind, respectively. That is

$$K(\gamma) = \int_0^1 \frac{dt}{\sqrt{(1-t^2)(1-\gamma^2 t^2)}}, \quad E(\gamma) = \int_0^1 \frac{\sqrt{1-\gamma^2 t^2}}{\sqrt{1-t^2}} dt. \quad (26)$$

Denote

$$\bar{\gamma} = \sqrt{\frac{e_1 - e_2}{e_1 - e_3}} \in [0, 1). \quad (27)$$

Then (24)-(25) can be rewritten as follows,

$$\frac{\sqrt{6}K(\bar{\gamma})}{\sqrt{e_1 - e_3}} = \alpha, \quad (28)$$

$$\alpha^2 + \frac{\alpha\Phi}{4} = [(\bar{\gamma}^2 - 2)K(\bar{\gamma}) + 3E(\bar{\gamma})]K(\bar{\gamma}) := H(\bar{\gamma}). \quad (29)$$

In fact, let

$$t = \sqrt{\frac{e_1 - f}{e_1 - e_2}}.$$

It follows from (24), (25) and (27) that one has

$$\begin{aligned} \alpha &= \int_0^1 \frac{2\sqrt{e_1 - e_2} dt}{\sqrt{\frac{2}{3}(e_1 - e_2)(1-t^2)(e_1 - e_3 - (e_1 - e_2)t^2)}} \\ &= \int_0^1 \frac{\sqrt{6} dt}{\sqrt{(1-t^2)(e_1 - e_3 - (e_1 - e_2)t^2)}} \\ &= \frac{1}{\sqrt{e_1 - e_3}} \int_0^1 \frac{\sqrt{6} dt}{\sqrt{(1-t^2)(1-\bar{\gamma}^2 t^2)}} = \frac{\sqrt{6}}{\sqrt{e_1 - e_3}} K(\bar{\gamma}). \end{aligned}$$

On the other hand,

$$\begin{aligned}
 \Phi &= 2 \int_{e_2}^{e_1} \frac{f df}{\sqrt{-\frac{2}{3}(f-e_1)(f-e_2)(f-e_3)}} \\
 &= 2 \int_0^1 \frac{2\sqrt{e_1-e_2} \cdot [e_1 - (e_1-e_2)t^2] dt}{\sqrt{\frac{2}{3}(e_1-e_2)(1-t^2)(e_1-e_3 - (e_1-e_2)t^2)}} \\
 &= \frac{2\sqrt{6}}{\sqrt{e_1-e_3}} \int_0^1 \frac{[e_1 - (e_1-e_2)t^2] dt}{\sqrt{(1-t^2)(1-\bar{\gamma}^2 t^2)}} \\
 &= \frac{2\sqrt{6}}{\sqrt{e_1-e_3}} \int_0^1 \frac{[e_3 + (e_1-e_3)(1-\bar{\gamma}^2 t^2)] dt}{\sqrt{(1-t^2)(1-\bar{\gamma}^2 t^2)}} \\
 &= \frac{2\sqrt{6}}{\sqrt{e_1-e_3}} [e_3 K(\bar{\gamma}) + (e_1-e_3)E(\bar{\gamma})].
 \end{aligned} \tag{30}$$

It follows from (27) that

$$\bar{\gamma}^2(e_1 - e_3) = e_1 - e_2 = 6 + 2e_1 + e_3,$$

which implies

$$e_3 = -2 + \frac{1}{3}(\bar{\gamma}^2 - 2)(e_1 - e_3). \tag{31}$$

Taking (28) and (31) into (30), we have

$$\begin{aligned}
 \Phi &= 2\sqrt{6} \frac{-2 + \frac{1}{3}(\bar{\gamma}^2 - 2)(e_1 - e_3)}{\sqrt{e_1 - e_3}} K(\bar{\gamma}) + 2\sqrt{6}\sqrt{e_1 - e_3}E(\bar{\gamma}) \\
 &= -4 \cdot \alpha + \frac{2\sqrt{6}}{3}(\bar{\gamma}^2 - 2) \frac{\sqrt{6}(K(\bar{\gamma}))^2}{\alpha} + 2\sqrt{6} \cdot \frac{\sqrt{6}K(\bar{\gamma})}{\alpha} E(\bar{\gamma}).
 \end{aligned}$$

Hence,

$$\Phi\alpha + 4\alpha^2 = 4(\bar{\gamma}^2 - 2)K^2(\bar{\gamma}) + 12K(\bar{\gamma})E(\bar{\gamma}) = 4H(\bar{\gamma}),$$

which implies (29).

Regarding the function $H(\gamma)$, it was proved by Guillod and Wittwer in [9, Appendix A] that $H(\gamma)$ is a strictly decreasing function with respect to γ . We reproduce their result as a lemma.

Lemma 4.4. *The function H defined by (29) is strictly decreasing, mapping $[0, 1)$ to $(-\infty, \frac{\pi^2}{4}]$.*

Now we are ready to prove Proposition 4.1.

Proof of Proposition 4.1. (i) Proof of Part (1) in Proposition 4.1. First, let us express (e_1, e_2, e_3) in terms of α and $\bar{\gamma}$. According to (28),

$$\frac{6K^2(\bar{\gamma})}{\alpha^2} = e_1 - e_3.$$

According to (27),

$$\bar{\gamma}^2 = \frac{e_1 - e_2}{e_1 - e_3},$$

and consequently,

$$\bar{\gamma}^2(e_1 - e_3) = e_1 - e_2 = 6 + 2e_1 + e_3.$$

Hence,

$$e_1 = -2 + \frac{1}{3}(\bar{\gamma}^2 + 1)(e_1 - e_3) = -2 + \frac{2}{\alpha^2}(\bar{\gamma}^2 + 1)K^2(\bar{\gamma}), \quad (32)$$

$$e_3 = -2 + \frac{1}{3}(\bar{\gamma}^2 - 2)(e_1 - e_3) = -2 + \frac{2}{\alpha^2}(\bar{\gamma}^2 - 2)K^2(\bar{\gamma}), \quad (33)$$

and

$$e_2 = -2 - \frac{1}{3}(2\bar{\gamma}^2 - 1)(e_1 - e_3) = -2 - \frac{2}{\alpha^2}(2\bar{\gamma}^2 - 1)K^2(\bar{\gamma}). \quad (34)$$

We claim that for any given α , e_2 is strictly decreasing with respect to $\bar{\gamma}$. Indeed, a direct computation shows that

$$\begin{aligned} \alpha^2 \frac{de_2}{d\bar{\gamma}} &= -8\bar{\gamma} \cdot K^2(\bar{\gamma}) + 4(1 - 2\bar{\gamma}^2)K(\bar{\gamma})K'(\bar{\gamma}) \\ &= 4K(\bar{\gamma}) [-2\bar{\gamma}K(\bar{\gamma}) + (1 - 2\bar{\gamma}^2)K'(\bar{\gamma})] \\ &= 4K(\bar{\gamma}) \left[-2\bar{\gamma}K(\bar{\gamma}) + (1 - 2\bar{\gamma}^2) \frac{E(\bar{\gamma})}{\bar{\gamma}(1 - \bar{\gamma}^2)} - (1 - 2\bar{\gamma}^2) \frac{K(\bar{\gamma})}{\bar{\gamma}} \right] \\ &= \frac{4K(\bar{\gamma})}{(1 - \bar{\gamma}^2)\bar{\gamma}} [-K(\bar{\gamma})(1 - \bar{\gamma}^2) + (1 - 2\bar{\gamma}^2)E(\bar{\gamma})], \end{aligned}$$

where we used the formula (cf. [23, p.501])

$$\frac{dK(\gamma)}{d\gamma} = \frac{E(\gamma)}{\gamma(1 - \gamma^2)} - \frac{K(\gamma)}{\gamma}.$$

Note that (cf. [9, Eq. (A.2)])

$$1 - \gamma^2 < \frac{E(\gamma)}{K(\gamma)} < 1 - \frac{\gamma^2}{2}.$$

One can easily prove that

$$\frac{de_2}{d\bar{\gamma}} < 0, \quad \bar{\gamma} \in (0, 1). \quad (35)$$

Let

$$\bar{\gamma}^* = \sqrt{\frac{e_1^*(\alpha)}{e_1^*(\alpha) - (-6 - e_1^*(\alpha))}} \quad (36)$$

be the ratio associated with the triple of roots $(e_1^*(\alpha), 0, -6 - e_1^*(\alpha))$, where $e_1^*(\alpha)$ is implicitly defined through (16). Note that $(e_1^*(\alpha), 0, -6 - e_1^*(\alpha))$ satisfies the equations (12), (13) for type $(1, 0)$ flows as well as the equations (24), (25) for type $(1, 1)$ flows because of $I_+(e_1^*(\alpha), 0) =$

$I(e_1^*(\alpha), 0)$ and $J_+(e_1^*(\alpha), 0) = J(e_1^*(\alpha), 0)$. Assume that (e_1, e_2, e_3) is the triple of roots satisfying both (24) and (25), which corresponds to a flow of type (1, 1). It holds that $e_2 \leq 0$ from Lemma 4.3. Then due to (35), we have $\bar{\gamma} \geq \bar{\gamma}^*$. And then it follows from Lemma 4.4 that $H(\bar{\gamma}) \leq H(\bar{\gamma}^*)$. This is equivalent to say $\Phi \leq \Phi_{max}^{(1,0)}(\alpha)$ by using (29). Therefore, when $\Phi > \Phi_{max}^{(1,0)}(\alpha)$, there is no periodic flow of type (1, 1) such that (24),(25) hold.

For every $\Phi < \Phi_{max}^{(1,0)}(\alpha)$, there is a unique $\bar{\gamma} > \bar{\gamma}^*$ such that (29) holds, due to Lemma 4.4. Then we have the unique triple of roots (e_1, e_2, e_3) given by the equations (32), (33), (34). Moreover, due to the monotonicity of e_1 and e_2 with respect to $\bar{\gamma}$, it holds that

$$e_1 > e_1^*(\alpha) > 0, \quad e_2 < 0.$$

Therefore, for each $\Phi < \Phi_{max}^{(1,0)}(\alpha)$, we can find a unique periodic flow of type (1, 1) such that (24)-(25) hold.

(ii) Proof of Part (2) in Proposition 4.1. When $e_1 = 0$, it follows from (32) that

$$(\bar{\gamma}^2 + 1)K^2(\bar{\gamma}) = \alpha^2. \quad (37)$$

Since $(\gamma^2 + 1)K^2(\gamma)$ is strictly increasing and maps $[0, 1)$ to $[\frac{\pi^2}{4}, \infty)$, for fixed $\alpha \geq \frac{\pi}{2}$, there is a unique $\bar{\gamma} = \bar{\gamma}^*$ such that (37) holds. For this particular $\bar{\gamma}^*$, we get the corresponding triple of roots $(0, e_2^*(\alpha), -6 - e_2^*(\alpha))$, by virtue of (32)-(34). It is noted that this particular flow is also a pure inflow. Let

$$\Phi_{max}^{(1,1)}(\alpha) := 2 \int_{e_2^*(\alpha)}^0 \frac{f df}{\sqrt{-\frac{2}{3}f(f - e_2^*(\alpha))(f + 6 + e_2^*(\alpha))}} \leq 0, \quad \frac{\pi}{2} \leq \alpha < \pi. \quad (38)$$

$\Phi_{max}^{(1,1)}(\alpha)$ is the flux of the periodic flow with the roots $(0, e_2^*(\alpha), -6 - e_2^*(\alpha))$. Next, we will prove that $\Phi_{max}^{(1,1)}(\alpha)$ is the maximum flux of type (1, 1) flows for $\frac{\pi}{2} \leq \alpha < \pi$. Assume that (e_1, e_2, e_3) is a triple of roots satisfying (24)-(25). Recall $\bar{\gamma} = \sqrt{\frac{e_1 - e_2}{e_1 - e_3}}$ and it holds that $e_1 \geq 0$. On the other hand, it follows from (32) that e_1 is strictly increasing with respect to $\bar{\gamma}$. Hence $\bar{\gamma} \geq \bar{\gamma}^*$. Then Lemma 4.4 and (29) implies that the corresponding flux $\Phi \leq \Phi_{max}^{(1,1)}(\alpha)$. Therefore, when $\Phi > \Phi_{max}^{(1,1)}(\alpha)$, there is no periodic flow of type (1, 1) such that (24),(25) hold.

Similar to the argument in the proof of Part (1) above, for every $\Phi < \Phi_{max}^{(1,1)}(\alpha)$, there is a unique flow of type (1, 1) such that (24)-(25) hold and $e_1 > 0, e_2 < 0$.

(iii) Proof of Part (3) in Proposition 4.1. The fact $\Phi_{max}^{(1,1)}(\alpha) < \frac{\pi^2}{\alpha} - 4\alpha$ for $\frac{\pi}{2} \leq \alpha < \pi$ is easily seen from (29)₂ and Lemma 4.4 that $H(\bar{\gamma}) \leq \frac{\pi^2}{4}$. It remains to show $\Phi_{max}^{(1,1)}(\alpha)$ is decreasing as a function of α . Assume that $0 < \alpha < \beta < \frac{\pi}{2}$. Then $\Phi_{max}^{(1,1)}(\alpha) = \Phi_{max}^{(1,0)}(\alpha)$, and the maximum flux is attained when the second root $e_2 = 0$. We then have

$$\Phi_{max}^{(1,1)}(\alpha) = 2J_+(e_1^*(\alpha), 0), \quad \text{where } I_+(e_1^*(\alpha), 0) = \alpha,$$

$$\Phi_{max}^{(1,1)}(\beta) = 2J_+(e_1^*(\beta), 0), \quad \text{where } I_+(e_1^*(\beta), 0) = \beta.$$

According to Lemma 3.4, $I_+(e_1, 0)$ is strictly decreasing with respect to e_1 , it holds that $e_1^*(\alpha) > e_1^*(\beta)$. On the other hand, as proved in Section 3, $J_+(e_1, 0)$ is strictly increasing with respect to e_1 . Hence $\Phi_{max}^{(1,1)}(\beta) < \Phi_{max}^{(1,1)}(\alpha)$.

Assume that $0 < \alpha < \frac{\pi}{2} \leq \beta < \pi$. The maximum flux $\Phi_{max}^{(1,1)}(\alpha) = \Phi_{max}^{(1,0)}(\alpha) > 0$, $\Phi_{max}^{(1,1)}(\beta) \leq 0$. Hence, $\Phi_{max}^{(1,1)}(\beta) < \Phi_{max}^{(1,1)}(\alpha)$.

Assume that $\frac{\pi}{2} \leq \alpha < \beta < \pi$. The maximum flux is attained when the largest root $e_1 = 0$. Using $(\gamma^2 + 1)K^2(\gamma)$ is strictly increasing again, there exist unique $\bar{\gamma}^*(\beta)$ and $\bar{\gamma}^*(\alpha)$

$$(\bar{\gamma}^*(\beta)^2 + 1)K(\bar{\gamma}^*(\beta))^2 = \beta^2,$$

$$(\bar{\gamma}^*(\alpha)^2 + 1)K(\bar{\gamma}^*(\alpha))^2 = \alpha^2.$$

And it holds that $\bar{\gamma}^*(\beta) > \bar{\gamma}^*(\alpha)$, and then one can find that $\Phi_{max}^{(1,1)}(\beta) < \Phi_{max}^{(1,1)}(\alpha)$ by using the relation (29) and Lemma 4.4. We finish the proof of Proposition 4.1. \square

Proof of Proposition 4.2. For the periodic flows with m ($m \geq 2$) periods in $[-\alpha, \alpha]$, i.e., the flows of type (m, m) , it holds that

$$I_{m,m}(e_1, e_2) := mI(e_1, e_2) = m \int_{e_2}^{e_1} \frac{df}{\sqrt{-\frac{2}{3}(f - e_1)(f - e_2)(f - e_3)}} = \alpha, \quad (39)$$

$$J_{m,m}(e_1, e_2) := mJ(e_1, e_2) = m \int_{e_2}^{e_1} \frac{f df}{\sqrt{-\frac{2}{3}(f - e_1)(f - e_2)(f - e_3)}} = \frac{\Phi}{2}. \quad (40)$$

In other words, we have

$$I(e_1, e_2) = \frac{\alpha}{m} < \frac{\pi}{2}, \quad J(e_1, e_2) = \frac{\Phi}{2m}.$$

Hence, the problem is reduced to the problem of type (1,1) flow with half angle $\frac{\alpha}{m} < \frac{\pi}{2}$ and flux $\frac{\Phi}{m}$. Applying Part (1) of Proposition 4.1, we obtain the conclusion in Proposition 4.2. Especially, we have the relation

$$\Phi_{max}^{(m,m)}(\alpha) = m \max_{\{(e_1, e_2): I(e_1, e_2) = \frac{\alpha}{m}\}} 2J(e_1, e_2) = m\Phi_{max}^{(1,1)}\left(\frac{\alpha}{m}\right) = m\Phi_{max}^{(1,0)}\left(\frac{\alpha}{m}\right).$$

\square

5. PURE INFLOW-TYPE (0,1) FLOW

In this section, we consider the pure inflow or type (0,1) flow, i.e., the flow that satisfies $f(\theta) < 0$ when $\theta \in (-\alpha, \alpha)$. The main statement of this section is the following.

Proposition 5.1. *Consider a self-similar (SS) solution of type (0,1) to the Navier-Stokes equations (1) with no-slip boundary condition (2) and the flux condition (4).*

- (1) *Assume that $0 < \alpha \leq \frac{\pi}{2}$. Let $\Phi_{max}^{(0,1)}(\alpha) = 0$, for every $\Phi < \Phi_{max}^{(0,1)}(\alpha) = 0$, there exists a **unique** SS solution of type (0,1) and obviously there is no such one if $\Phi \geq 0$.*
- (2) *Assume that $\frac{\pi}{2} < \alpha < \pi$. Let $\Phi_{max}^{(0,1)}(\alpha) = \Phi_{max}^{(1,1)}(\alpha) < \frac{\pi^2}{\alpha} - 4\alpha$, where $\Phi_{max}^{(1,1)}(\alpha)$ is given by (38) above. For every $\Phi \leq \Phi_{max}^{(0,1)}(\alpha)$, there exists a **unique** SS solution of type (0,1). For every $\Phi > \Phi_{max}^{(0,1)}(\alpha)$, there is no SS solution of type (0,1).*

Following similar arguments in Lemma 4.3, one can show that $e_1 \geq 0$ and $e_2 < 0$ for the pure inflow. Then for the pure inflow, the corresponding plot for $Q(f)$ is given in Figure 4b. For the pure inflow, the angle condition and the flux condition can be rewritten as

$$I_-(e_1, e_2) = \int_{e_2}^0 \frac{df}{\sqrt{-\frac{2}{3}(f - e_1)(f - e_2)(f - e_3)}} = \alpha, \quad (41)$$

$$J_-(e_1, e_2) = \int_{e_2}^0 \frac{f df}{\sqrt{-\frac{2}{3}(f - e_1)(f - e_2)(f - e_3)}} = \frac{\Phi}{2}. \quad (42)$$

We first give a lemma considering the possible choices of e_1 and e_2 under the angle condition (41).

Lemma 5.2. (1) *Assume that $0 < \alpha \leq \frac{\pi}{2}$. For every $e_2 < 0$, there exists a unique $e_1 > 0$, such that (41) holds.*

- (2) *Assume that $\alpha > \frac{\pi}{2}$. There exists some $-3 < e_2^*(\alpha) < 0$, such that for every $e_2 \leq e_2^*(\alpha)$, there exists a unique $e_1 \geq 0$, such that (41) holds. For every $e_2 > e_2^*(\alpha)$, there does not exist $e_1 \geq 0$, such that (41) holds.*

Remark 5.1. *For every $\alpha > \frac{\pi}{2}$, $e_2^*(\alpha)$ in Lemma 5.2 is exactly the critical number such that $I(0, e_2^*(\alpha)) = \alpha$ for flows of type (1,1). More precisely, $e_2^*(\alpha)$ satisfies*

$$e_2^*(\alpha) = -2 - \frac{2}{\alpha^2} [2(\gamma^*)^2 - 1] K^2(\gamma^*),$$

with γ^* satisfying (37).

Proof of Lemma 5.2. We have

$$(e_1 - f)(f - e_3) = (e_1 - f)(f + 6 + e_1 + e_2) = e_1^2 + (6 + e_2)e_1 - f(f + 6 + e_2).$$

Then for every fixed $e_2 < 0$, when $e_1 = -3 - \frac{1}{2}e_2$, the value for $(e_1 - f)(f - e_2)(f - e_3)$ attains the minimum. On the other hand, to make sure $e_2 \geq e_3$ and $e_1 + e_2 + e_3 = -6$, it must hold that $e_1 \geq -6 - 2e_2$.

We consider the following two cases separately: (1) $-3 \leq e_2 < 0$; (2) $e_2 < -3$.

Case 1. $-3 \leq e_2 < 0$. In this case, the admissible value of e_1 is $[0, +\infty)$. The integral $I_-(e_1, e_2)$ is strictly decreasing with respect to e_1 , for every fixed e_2 . As e_1 goes to ∞ , $I_-(e_1, e_2)$ goes to 0. When $e_1 = 0$, the maximum is attained, which is

$$I_-(0, e_2) = \int_{e_2}^0 \frac{df}{\sqrt{\frac{2}{3}(-f)(f - e_2)(f + 6 + e_2)}} = \int_0^1 \frac{dg}{\sqrt{\frac{2}{3}g(1 - g)(e_2g + 6 + e_2)}}.$$

$I_-(0, e_2)$ is strictly decreasing with respect to e_2 . Moreover, $I_-(0, e_2)$ goes to $\frac{\pi}{2}$ as e_2 goes to 0 in virtue of (15), and $I_-(0, e_2)$ tends to $+\infty$ as e_2 goes to -3 .

Therefore, if $0 < \alpha \leq \frac{\pi}{2}$, then for every $-3 \leq e_2 < 0$ we have $I_-(0, e_2) > \alpha$. By the intermediate value theorem, there exists a unique e_1 such that $I_-(e_1, e_2) = \alpha$. However, if $\alpha > \frac{\pi}{2}$, there exists a unique $-3 < e_2^*(\alpha) < 0$, such that $I_-(0, e_2^*(\alpha)) = \alpha$. For every $-3 \leq e_2 < e_2^*(\alpha)$, it holds that $I_-(0, e_2) > \alpha$ and by the intermediate value theorem again, there exists a unique e_1 such that $I_-(e_1, e_2) = \alpha$. If $e_2 > e_2^*(\alpha)$, then $I_-(0, e_2) < \alpha$, and hence there is no e_1 , such that $I_-(e_1, e_2) = \alpha$.

Case 2. $e_2 < -3$. For this case, the admissible value of e_1 is $[-6 - 2e_2, +\infty)$.

The integral $I_-(e_1, e_2)$ is strictly decreasing with respect to e_1 , for each fixed e_2 . When $e_1 = -6 - 2e_2$, which also implies that $e_3 = e_2$, the integral $I_-(e_1, e_2)$ attains its maximum, which is ∞ and $I_-(e_1, e_2)$ decreases to 0 as e_1 goes to ∞ . Hence, by the intermediate value theorem, there exists a unique e_1 such that $I_-(e_1, e_2) = \alpha$.

Combining the above two cases, we finish the proof for Lemma 5.2. \square

Now we are ready to prove Proposition 5.1.

Proof of Proposition 5.1. We prove the existence part of Proposition 5.1 first and leave the uniqueness part to the last part of this proof.

(i) Proof of Part (1) in Proposition 5.1 without uniqueness. As we will see, the case for $0 < \alpha \leq \frac{\pi}{2}$ is easier, so we start from this case. We only need to prove that for every flux $\Phi < 0$, there exists (e_1, e_2) such that both (41) and (42) hold.

As proved in Lemma 5.2, for every $e_2 < 0$, there exists a unique e_1 , which we denote by $e_1(e_2)$, such that $I_-(e_1(e_2), e_2) = \alpha$. First, we note

$$|J_-(e_1, e_2)| \leq |e_2|I_-(e_1, e_2) = |e_2|\alpha. \quad (43)$$

As e_2 can be chosen arbitrarily close to 0, $|J_-(e_1, e_2)|$ can also be arbitrarily close to 0.

Second, if $e_2 < -6$, then $e_1(e_2) \geq -6 - 2e_2 > -e_2$. Let $e_3 = -6 - e_1(e_2) - e_2$.

$$\begin{aligned} \alpha &= \int_{e_2}^0 \frac{df}{\sqrt{\frac{2}{3}(e_1 - f)(f - e_2)(f - e_3)}} \\ &\leq \int_{e_2}^0 \frac{df}{\sqrt{\frac{2}{3}(-e_2)(f - e_2)(f - e_3)}} \\ &= \int_0^1 \frac{dg}{\sqrt{\frac{2}{3}(1 - g)(e_2g - e_3)}} \leq \int_0^1 \frac{dg}{\sqrt{\frac{2}{3}(1 - g)(e_2 - e_3)}} \leq \frac{\sqrt{6}}{\sqrt{e_2 - e_3}}. \end{aligned}$$

It implies that $0 < e_2 - e_3 \leq \frac{6}{\alpha^2}$, and thus $e_1(e_2) = -6 - e_2 - e_3 = -2e_2 + o(e_2)$, as $e_2 \rightarrow -\infty$. Then for large enough $|e_2|$,

$$\begin{aligned} -J_-(e_1(e_2), e_2) &\geq \int_{\frac{e_2}{2}}^{\frac{e_2}{4}} \frac{-f df}{\sqrt{-\frac{2}{3}(f - e_1(e_2))(f - e_2)(f - e_3)}} \\ &\geq c \int_{\frac{e_2}{2}}^{\frac{e_2}{4}} \frac{-e_2 df}{\sqrt{(-e_2) \cdot (-e_2) \cdot (-e_2)}} \geq c\sqrt{-e_2}. \end{aligned}$$

This implies that $J_-(e_1(e_2), e_2)$ goes to $-\infty$ as e_2 goes to $-\infty$.

Combining the above analysis, by the intermediate value theorem, we conclude that for every (α, Φ) , $0 < \alpha \leq \frac{\pi}{2}$, $\Phi < 0$, there exists a pure inflow.

(ii) Proof of Part (2) in Proposition 5.1 without uniqueness. Next, we consider the case that $\alpha > \frac{\pi}{2}$. For this case, as we discussed, there exists an $e_2^*(\alpha) \in (-3, 0)$ such that $I_-(0, e_2^*(\alpha)) = \alpha$. In fact, $(0, e_2^*(\alpha), -6 - e_2^*(\alpha))$ gives a flow with maximum flux $\Phi_{max}^{(1,1)}(\alpha)$ in the class of type (1, 1) flows, in virtue of Proof of Part (2) in Proposition 4.1. We shall prove that the particular flow also gives the maximum flux in the class of pure inflows.

According to Lemma 5.2, for every $e_2 < e_2^*(\alpha)$, there exists a unique $e_1 > 0$, which we denote by $e_1(e_2)$, such that $I_-(e_1(e_2), e_2) = \alpha$. The pure inflow corresponding to $(e_1(e_2), e_2, -6 - e_1(e_2) - e_2)$ can also be considered as the negative part of a type (1, 1) flow in the interval $(-\beta, \beta)$, $\beta > \alpha$, i.e.,

$$I(e_1(e_2), e_2) = \beta > \alpha.$$

Let $\Phi = 2J_-(e_1(e_2), e_2)$. It follows from Part (3) of Proposition 4.1 that one has,

$$\Phi_{max}^{(1,1)}(\beta) < \Phi_{max}^{(1,1)}(\alpha) = 2J(0, e_2^*(\alpha)).$$

Hence, it holds that

$$\Phi = 2J_-(e_1(e_2), e_2) < \Phi_{max}^{(1,1)}(\beta) < \Phi_{max}^{(1,1)}(\alpha).$$

Moreover, as proved above, it holds that

$$\lim_{e_2 \rightarrow -\infty} J_-(e_1(e_2), e_2) = -\infty.$$

Therefore, when $\frac{\pi}{2} < \alpha < \pi$, the maximum flux for the pure inflow is attained when $e_1 = 0$. And for every $\Phi \leq \Phi_{max}^{(1,1)}(\alpha)$, there is a pure inflow, while for every $\Phi > \Phi_{max}^{(1,1)}(\alpha)$, there is no pure inflow.

(iii) Uniqueness. In the last part, we prove the uniqueness of type (0,1) flow (pure inflow). As discussed above, if $0 < \alpha \leq \frac{\pi}{2}$ then for every $e_2 < 0$, and if $\frac{\pi}{2} < \alpha < \pi$ then for every $e_2 < e_2^*(\alpha)$, there is a unique $e_1(e_2)$ such that $I_-(e_1(e_2), e_2) = \alpha$. Hence $J_-(e_1, e_2) = J_-(e_1(e_2), e_2)$, which we claim is strictly increasing with respect to e_2 . We first compute that

$$\begin{aligned} \frac{\partial I_-}{\partial e_1} &= \int_{e_2}^0 \frac{(-\frac{1}{2}) \cdot (6 + 2e_1 + e_2) df}{\sqrt{-\frac{2}{3}(f - e_2)(f - e_1)^3(f - e_3)^3}} < 0, \\ \frac{\partial I_-}{\partial e_2} &= \int_{e_2}^0 \frac{(-\frac{1}{2}) \cdot (6e_1 + e_1^2 + e_2f + f^2) df}{(-e_2)\sqrt{-\frac{2}{3}(f - e_2)(f - e_1)^3(f - e_3)^3}} > 0, \\ \frac{\partial J_-}{\partial e_1} &= \int_{e_2}^0 \frac{(-\frac{1}{2})f \cdot (6 + 2e_1 + e_2) df}{\sqrt{-\frac{2}{3}(f - e_2)(f - e_1)^3(f - e_3)^3}} > 0, \\ \frac{\partial J_-}{\partial e_2} &= \frac{J_-}{e_2} + \int_{e_2}^0 \frac{(-\frac{1}{2})f \cdot (6e_1 + e_1^2 + e_2f + f^2) df}{(-e_2)\sqrt{-\frac{2}{3}(f - e_2)(f - e_1)^3(f - e_3)^3}}. \end{aligned}$$

Then by chain rules, we have

$$\frac{dJ_-}{de_2}(e_1(e_2), e_2) = \frac{\partial J_-}{\partial e_1} \frac{de_1}{de_2} + \frac{\partial J_-}{\partial e_2} = \frac{\partial J_-}{\partial e_1} \frac{\partial I_- / \partial e_2}{-\partial I_- / \partial e_1} + \frac{\partial J_-}{\partial e_2}.$$

We note that $\frac{J_-}{e_2} > 0$, hence

$$\begin{aligned} &\frac{dJ_-}{de_2}(e_1(e_2), e_2) \cdot \frac{-\partial I_-}{\partial e_1} = \frac{\partial J_-}{\partial e_1} \frac{\partial I_-}{\partial e_2} - \frac{\partial J_-}{\partial e_2} \frac{\partial I_-}{\partial e_1} \\ &> \int_{e_2}^0 \frac{(-\frac{1}{2})f \cdot (6 + 2e_1 + e_2) df}{\sqrt{-\frac{2}{3}(f - e_2)(f - e_1)^3(f - e_3)^3}} \cdot \int_{e_2}^0 \frac{(-\frac{1}{2}) \cdot (6e_1 + e_1^2 + e_2f + f^2) df}{(-e_2)\sqrt{-\frac{2}{3}(f - e_2)(f - e_1)^3(f - e_3)^3}} \\ &\quad + \int_{e_2}^0 \frac{(-\frac{1}{2})f \cdot (6e_1 + e_1^2 + e_2f + f^2) df}{(-e_2)\sqrt{-\frac{2}{3}(f - e_2)(f - e_1)^3(f - e_3)^3}} \cdot \int_{e_2}^0 \frac{\frac{1}{2} \cdot (6 + 2e_1 + e_2) df}{\sqrt{-\frac{2}{3}(f - e_2)(f - e_1)^3(f - e_3)^3}} \end{aligned}$$

Let $A(f, e_1, e_2) = \sqrt{-\frac{2}{3}(f - e_2)(f - e_1)^3(f - e_3)^3}$. By Hölder inequality,

$$\begin{aligned}
 & \frac{dJ_-}{de_2}(e_1(e_2), e_2) \cdot \frac{-\partial I_-}{\partial e_1} \\
 & > \frac{(6 + 2e_1 + e_2)}{-4e_2} \left[\int_{e_2}^0 \frac{(-f) \cdot (e_2 f + f^2) df}{A(f, e_1, e_2)} \cdot \int_{e_2}^0 \frac{df}{A(f, e_1, e_2)} \right. \\
 & \quad \left. - \int_{e_2}^0 \frac{(-f) df}{A(f, e_1, e_2)} \int_{e_2}^0 \frac{(e_2 f + f^2) df}{A(f, e_1, e_2)} \right] \\
 & = \frac{6 + 2e_1 + e_2}{4} \left[\int_{-e_2}^0 \frac{f^2 df}{A(f, e_1, e_2)} \int_{-e_2}^0 \frac{df}{A(f, e_1, e_2)} - \int_{e_2}^0 \frac{(-f) df}{A(f, e_1, e_2)} \int_{e_2}^0 \frac{(-f) df}{A(f, e_1, e_2)} \right] \\
 & \quad + \frac{(6 + 2e_1 + e_2)}{-4e_2} \left[\int_{e_2}^0 \frac{(-f)^3 df}{A(f, e_1, e_2)} \int_{e_2}^0 \frac{df}{A(f, e_1, e_2)} - \int_{e_2}^0 \frac{(-f) df}{A(f, e_1, e_2)} \int_{e_2}^0 \frac{f^2 df}{A(f, e_1, e_2)} \right] \\
 & \geq 0.
 \end{aligned}$$

Thus $J_-(e_1(e_2), e_2)$ is strictly increasing with respect to e_2 , and uniqueness is proved. \square

6. FLOWS OF OTHER TYPES

In this section, we will focus on the flows of other types, i.e., types of $(m + 1, m)$ and $(m, m + 1)$, $m \geq 1$. We are interested in their existence and uniqueness. In particular, we prove the non-uniqueness of the type $(m, m + 1)$ flows. First, we note that following similar arguments in Lemma 4.3, one can show that $e_1 \geq 0$ and $e_2 < 0$ for type $(m + 1, m)$ and $(m, m + 1)$ flows, $m \geq 1$, and the corresponding picture for $Q(f)$ is also given in Figure 4b.

6.1. Type $(m, m + 1)$ flows. In this subsection, we consider the flows of type $(m, m + 1)$, $m \geq 1$. The main statement of this subsection is as follows:

Proposition 6.1. *Consider a self-similar (SS) solution of type $(m, m + 1)$ to (1) with no-slip boundary condition (2) and the flux condition (4). Assume that $\alpha \in (0, \pi)$ and $m \in \mathbb{N}$, $m \geq 1$.*

- (1) *There exists a maximum flux $\Phi_{max}^{(m, m+1)}(\alpha)$, such that*
 - *if $\Phi < \Phi_{max}^{(m, m+1)}(\alpha)$, then there exists an SS solution of type $(m, m + 1)$;*
 - *if $\Phi > \Phi_{max}^{(m, m+1)}(\alpha)$, there exists no SS solution of type $(m, m + 1)$.*
- (2) *It holds that $\Phi_{max}^{(m, m)}(\alpha) < \Phi_{max}^{(m, m+1)}(\alpha) \leq \frac{m}{m+1} \Phi_{max}^{(m+1, m+1)}(\alpha)$. Moreover, assume $0 < \alpha < \frac{\pi}{2}$ when $m = 1$ and $0 < \alpha < \pi$ when $m \geq 2$, then for every $\Phi_{max}^{(m, m)}(\alpha) < \Phi < \Phi_{max}^{(m, m+1)}(\alpha)$, there exist at least two SS solutions of type $(m, m + 1)$.*

For type $(m, m + 1)$ flows, the angle α and the half flux $\frac{\Phi}{2}$ can be written as

$$\begin{aligned} I_{m,m+1}(e_1, e_2) &= mI_+(e_1, e_2) + (m + 1)I_-(e_1, e_2), \\ J_{m,m+1}(e_1, e_2) &= mJ_+(e_1, e_2) + (m + 1)J_-(e_1, e_2), \end{aligned} \quad (44)$$

where I_+ , I_- , J_+ and J_- are defined by (12), (13), (41) and (42), respectively. We mainly focus on the flow of type $(1, 2)$ for the clarity of the presentation, the proof for flows of type $(m, m + 1)$, $m \geq 2$ follows the same lines.

Lemma 6.2. *For $\alpha \in (0, \frac{\pi}{2})$, let $e_1^*(\alpha)$ be the root satisfying $I_+(e_1^*(\alpha), 0) = \alpha$, while let $e_1^*(\alpha) = 0$ if $\alpha \in [\frac{\pi}{2}, \pi)$. We have that for every $e_1 > e_1^*(\alpha)$, there exists a unique $e_2 \in (-3 - \frac{1}{2}e_1, 0)$ such that*

$$I_{1,2}(e_1, e_2) = \alpha.$$

Proof. Consider $\alpha \in (0, \frac{\pi}{2})$ first. Since $I_+(e_1, 0)$ is strictly decreasing with respect to e_1 , for every $e_1 > e_1^*(\alpha)$, it holds that

$$\lim_{e_2 \rightarrow 0^-} I_{1,2}(e_1, e_2) = I_+(e_1, 0) < I_+(e_1^*(\alpha), 0) = \alpha.$$

If $\alpha \in [\frac{\pi}{2}, \pi)$,

$$\lim_{e_2 \rightarrow 0^-} I_{1,2}(e_1, e_2) = I_+(e_1, 0) < \frac{\pi}{2} \leq \alpha.$$

On the other hand,

$$\lim_{e_2 \rightarrow (-3 - \frac{1}{2}e_1)^+} I_{1,2}(e_1, e_2) \geq \lim_{e_2 \rightarrow (-3 - \frac{1}{2}e_1)^+} \int_{e_2}^0 \frac{df}{\sqrt{-\frac{2}{3}(f - e_1)(f - e_2)(f + 6 + e_1 + e_2)}} = \infty.$$

Hence, by the intermediate value theorem, there exists an $e_2 \in (-3 - \frac{1}{2}e_1, 0)$ such that $I_{1,2}(e_1, e_2) = \alpha$.

Next, we turn to the uniqueness part. We will show that $I_{1,2}(e_1, e_2)$ is strictly *decreasing* with respect to e_2 for $e_2 \in (-3 - \frac{1}{2}e_1, 0]$ by showing that $I(e_1, e_2)$ is *decreasing* with respect to e_2 . Let $-3 - \frac{1}{2}e_1 < \tilde{e}_2 < e_2 \leq 0$. According to (28), it holds that

$$\begin{aligned} I(e_1, e_2) &= \frac{\sqrt{6}K(\tilde{\gamma})}{\sqrt{e_1 - e_3}}, \quad \text{with } e_3 = -6 - e_1 - e_2, \quad \tilde{\gamma} = \sqrt{\frac{e_1 - e_2}{e_1 - e_3}}, \\ I(e_1, \tilde{e}_2) &= \frac{\sqrt{6}K(\tilde{\tilde{\gamma}})}{\sqrt{e_1 - \tilde{e}_3}}, \quad \text{with } \tilde{e}_3 = -6 - e_1 - \tilde{e}_2, \quad \tilde{\tilde{\gamma}} = \sqrt{\frac{e_1 - \tilde{e}_2}{e_1 - \tilde{e}_3}}. \end{aligned}$$

Since $\tilde{e}_2 < e_2$, one has $\tilde{e}_3 > e_3$ and hence

$$\tilde{\gamma} < \tilde{\tilde{\gamma}}, \quad I(e_1, e_2) < I(e_1, \tilde{e}_2). \quad (45)$$

Meanwhile, according to Lemma 3.4,

$$I_+(e_1, e_2) > I_+(e_1, \tilde{e}_2). \quad (46)$$

Therefore, combining (45) and (46), we have

$$I_{1,2}(e_1, e_2) = 2I(e_1, e_2) - I_+(e_1, e_2) < I_{1,2}(e_1, \tilde{e}_2). \quad (47)$$

Uniqueness of e_2 is thus proved. \square

Lemma 6.3. *Assume that $e_1^*(\alpha)$ is the same as that in Lemma 6.2, and $e_1 > e_1^*(\alpha)$. Let $e_2(e_1)$ denote the unique root indicated in Lemma 6.2, such that $I_{1,2}(e_1, e_2(e_1)) = \alpha$. Then*

$$\lim_{e_1 \rightarrow \infty} J_{1,2}(e_1, e_2(e_1)) = -\infty.$$

Proof. Let

$$\beta = I(e_1, e_2(e_1)) = \int_{e_2(e_1)}^{e_1} \frac{df}{\sqrt{-\frac{2}{3}(f-e_1)(f-e_2(e_1))(f-e_3)}},$$

with $e_3 = -6 - e_1 - e_2(e_1)$. It follows from the definition of $I_{1,2}(e_1, e_2)$ in (44)₁ (in which $m = 1$) that $\frac{1}{2}\alpha < \beta < \alpha$. According to (32),

$$e_1 = -2 + \frac{2}{\beta^2}(\bar{\gamma}^2 + 1)K(\bar{\gamma})^2, \quad \text{with } \bar{\gamma} = \sqrt{\frac{e_1 - e_2(e_1)}{e_1 - e_3}}.$$

When $e_1 \rightarrow +\infty$, $K(\bar{\gamma}) \rightarrow +\infty$. Hence,

$$\lim_{e_1 \rightarrow +\infty} \bar{\gamma}(e_1, e_2(e_1)) = 1.$$

Let

$$\tilde{\Phi} = 2J(e_1, e_2(e_1)) = 2 \int_{e_2(e_1)}^{e_1} \frac{f df}{\sqrt{-\frac{2}{3}(f-e_1)(f-e_2)(f-e_3)}}.$$

According to (29), it holds that

$$\beta^2 + \frac{1}{4}\beta\tilde{\Phi} = H(\bar{\gamma}) \rightarrow -\infty, \quad \text{as } \bar{\gamma} \rightarrow 1^-,$$

which implies that $\tilde{\Phi} \rightarrow -\infty$, as $e_1 \rightarrow +\infty$. Consequently,

$$\lim_{e_1 \rightarrow +\infty} J_{1,2}(e_1, e_2(e_1)) \leq \lim_{e_1 \rightarrow +\infty} J(e_1, e_2(e_1)) = -\infty,$$

which completes the proof for Lemma 6.3. \square

Proof of Part (1) of Proposition 6.1 when $m = 1$. Assume that the triple of roots (e_1, e_2, e_3) gives a flow of type (1, 2) with the flux Φ . Let $\beta = I(e_1, e_2)$. The root (e_1, e_2, e_3) also gives a flow of type (1, 1) in the sector with angle 2β with a different flux $\tilde{\Phi} := 2J(e_1, e_2) \geq \Phi$. Obviously, it holds that

$$\frac{\alpha}{2} \leq \beta \leq \alpha.$$

Hence, according to Proposition 4.1,

$$\Phi_{max}^{(1,1)}(\beta) \leq \Phi_{max}^{(1,1)}\left(\frac{\alpha}{2}\right),$$

and consequently,

$$\Phi \leq \tilde{\Phi} \leq \Phi_{max}^{(1,1)}(\beta) \leq \Phi_{max}^{(1,1)}\left(\frac{\alpha}{2}\right). \quad (48)$$

Therefore, there is an upper bound for the flux. Combining the fact with Lemma 6.3, one can conclude that there is a critical value $\Phi_{max}^{(1,2)}(\alpha)$, above which the flow of type (1, 2) is impossible, and below which there is at least one flow of type (1, 2). \square

Next we will study the *non-uniqueness* of type (1, 2) flows, for given $0 < \alpha < \frac{\pi}{2}$ and flux Φ . Our strategy is as follows: We first prove that $\Phi_{max}^{(1,2)}(\alpha) > \Phi_{max}^{(1,0)}(\alpha) = \Phi_{max}^{(1,1)}(\alpha)$. Second, assume that $\Phi_{max}^{(1,2)}(\alpha)$ is attained at (e_1^0, e_2^0) , and $\Phi_{max}^{(1,0)}(\alpha)$ is attained at $(e_1^*, 0)$, we have $e_1^0 > e_1^*$. Then for every $\Phi_{max}^{(1,0)}(\alpha) = \Phi_{max}^{(1,1)}(\alpha) < \Phi < \Phi_{max}^{(1,2)}(\alpha)$, there are at least two flows of type (1, 2). For one flow, the corresponding root $e_1^* < e_1 < e_1^0$, for another flow, $e_1 > e_1^0$.

For simplicity, we take the angle $\bar{\alpha} = I_+(1, 0) < \frac{\pi}{2}$ and show that $\Phi_{max}^{(1,2)}(\bar{\alpha}) > \Phi_{max}^{(1,0)}(\bar{\alpha})$, and the non-uniqueness of the corresponding type (1, 2) flows. One can generalize the proof for a general $\alpha \in (0, \frac{\pi}{2})$ at once.

Lemma 6.4. *Let $e_1 > 1$, and $e_2 = e_2(e_1)$ satisfies that $I_{1,2}(e_1, e_2(e_1)) = \bar{\alpha} = I_+(1, 0)$. It holds that*

$$\lim_{e_1 \rightarrow 1^+} e_2(e_1) = 0. \quad (49)$$

Proof. Suppose (49) does not hold. It follows from the fact $e_2(e_1) \in (-3 - \frac{1}{2}e_1, 0)$ that there exists a sequence of $\{e_1^n\}$, and a positive number $\delta > 0$, such that

$$\lim_{n \rightarrow \infty} e_1^n = 1, \quad \lim_{n \rightarrow \infty} e_2(e_1^n) = -\delta.$$

Then using the monotonicity formula (47) of $I_{1,2}(e_1, e_2)$ with respect to e_2 , one can get

$$\bar{\alpha} = \lim_{n \rightarrow \infty} I_{1,2}(e_1^n, e_2(e_1^n)) = I_{1,2}(1, -\delta) > I_{1,2}(1, 0) = \bar{\alpha}.$$

This leads to a contradiction and (49) holds. \square

Lemma 6.5. *Let $e_1 > 1$, and $e_2 = e_2(e_1)$ satisfies that $I_{1,2}(e_1, e_2(e_1)) = \bar{\alpha} = I_+(1, 0)$. There exists some constant $C_0 > 0$ such that*

$$\lim_{e_1 \rightarrow 1^+} \frac{\sqrt{-e_2(e_1)}}{e_1 - 1} = C_0.$$

Proof. Note that

$$\begin{aligned} I_{1,2}(e_1, e_2) - I_{1,2}(1, 0) &= I(e_1, e_2) - I(e_1, 0) + I(e_1, 0) - I(1, 0) + I_-(e_1, e_2) \\ &= \underline{I(e_1, e_2) - I(e_1, 0)} + \underline{I_+(e_1, 0) - I_+(1, 0)} + \underline{I_-(e_1, e_2)}. \end{aligned} \quad (50)$$

Herein, due to (28), we have

$$I(e_1, e_2) = \frac{\sqrt{6}K(\bar{\gamma}(e_1, e_2))}{\sqrt{e_1 - e_2}} = \frac{\sqrt{6}K(\bar{\gamma}(e_1, e_2))}{\sqrt{6 + 2e_1 + e_2}} \quad \text{with } \bar{\gamma}(e_1, e_2) = \sqrt{\frac{e_1 - e_2}{6 + 2e_1 + e_2}}.$$

Hence,

$$\frac{\partial I(e_1, e_2)}{\partial e_2} = \frac{\sqrt{6}K'(\bar{\gamma}) \frac{\partial \bar{\gamma}}{\partial e_2}}{\sqrt{6 + 2e_1 + e_2}} + \frac{\sqrt{6}K(\bar{\gamma}) \cdot (-\frac{1}{2})}{(6 + 2e_1 + e_2)^{\frac{3}{2}}}.$$

and

$$\begin{aligned} \lim_{e_1 \rightarrow 1^+, e_2 \rightarrow 0^-} \frac{I(e_1, e_2) - I(e_1, 0)}{e_2} &= \lim_{e_1 \rightarrow 1^+, e_2 \rightarrow 0^-} \frac{\partial I(e_1, e_2)}{\partial e_2} \\ &= \frac{-\sqrt{6}K'(\sqrt{\frac{1}{8}}) \cdot 9}{128} - \frac{\sqrt{6}K(\sqrt{\frac{1}{8}})}{16\sqrt{8}} := C_1. \end{aligned} \quad (51)$$

For the second part of (50), since

$$\begin{aligned} \frac{d}{de_1} I_+(e_1, 0) &= \frac{d}{de_1} \int_0^{e_1} \frac{df}{\sqrt{-\frac{2}{3}(f - e_1)f(f + 6 + e_1)}} \\ &= \frac{d}{de_1} \int_0^1 \frac{dg}{\sqrt{\frac{2}{3}(1 - g)g(e_1g + 6 + e_1)}} \\ &= \int_0^1 \frac{-\frac{1}{2}(g + 1) dg}{\sqrt{\frac{2}{3}(1 - g)g(e_1g + 6 + e_1)^3}}, \end{aligned}$$

it holds that

$$\lim_{e_1 \rightarrow 1^+} \frac{I_+(e_1, 0) - I_+(1, 0)}{e_1 - 1} = \frac{d}{de_1} I_+(1, 0) := C_2 < 0. \quad (52)$$

For the last part of (50), we have

$$\begin{aligned} I_-(e_1, e_2) &= \int_{e_2}^0 \frac{df}{\sqrt{-\frac{2}{3}(f - e_1)(f - e_2)(f + 6 + e_1 + e_2)}} \\ &= \int_0^1 \frac{\sqrt{-e_2} dg}{\sqrt{\frac{2}{3}(e_1 - e_2g)(1 - g)(e_2g + 6 + e_1 + e_2)}}. \end{aligned}$$

Hence,

$$\lim_{e_1 \rightarrow 1^+, e_2 \rightarrow 0^-} \frac{I_-(e_1, e_2)}{\sqrt{-e_2}} = \int_0^1 \frac{dg}{\sqrt{\frac{14}{3}(1 - g)}} := C_3 > 0. \quad (53)$$

Now using $I_{1,2}(e_1, e_2(e_1)) = I_{1,2}(1, 0) = \bar{\alpha}$ and combining (50)-(53), we have

$$\lim_{e_1 \rightarrow 1^+} \frac{\sqrt{-e_2(e_1)}}{e_1 - 1} = -\frac{C_2}{C_3} = C_0 > 0,$$

□

Lemma 6.6. *Let $e_1 > 1$, and $e_2 = e_2(e_1)$ satisfies that $I_{1,2}(e_1, e_2(e_1)) = \bar{\alpha} = I_+(1, 0)$. It holds that*

$$\lim_{e_1 \rightarrow 1^+} \frac{J_{1,2}(e_1, e_2(e_1)) - J_{1,2}(1, 0)}{e_1 - 1} > 0.$$

Proof. Consider that

$$\begin{aligned} & J_{1,2}(e_1, e_2(e_1)) - J_{1,2}(1, 0) \\ &= \underline{J_+}(e_1, e_2(e_1)) - \underline{J_+}(e_1, 0) + \underline{J_+}(e_1, 0) - \underline{J_+}(1, 0) + 2\underline{J_-}(e_1, e_2(e_1)). \end{aligned} \quad (54)$$

For the first part of (54),

$$\begin{aligned} \frac{\partial}{\partial e_2} J_+(e_1, e_2) &= \frac{\partial}{\partial e_2} \int_0^{e_1} \frac{f df}{\sqrt{\frac{2}{3}(e_1 - f)(f - e_2)(f + 6 + e_1 + e_2)}} \\ &= \int_0^{e_1} \frac{(3 + e_2 + \frac{1}{2}e_1)f df}{\sqrt{\frac{2}{3}(e_1 - f)[(f - e_2)(f + 6 + e_1 + e_2)]^{\frac{3}{2}}}}, \end{aligned}$$

and then

$$\lim_{e_1 \rightarrow 1^+, e_2 \rightarrow 0^-} \frac{\partial}{\partial e_2} J_+(e_1, e_2) = \int_0^1 \frac{\frac{7}{2} df}{\sqrt{\frac{2}{3}(1 - f)f(f + 7)^3}} := C_4 > 0.$$

Hence, combining Lemmas 6.4 and 6.5, we have

$$\lim_{e_1 \rightarrow 1^+} \frac{J_+(e_1, e_2(e_1)) - J_+(e_1, 0)}{e_1 - 1} = \lim_{e_1 \rightarrow 1^+} \frac{J_+(e_1, e_2(e_1)) - J_+(e_1, 0)}{e_2(e_1)} \cdot \frac{e_2(e_1)}{e_1 - 1} = 0. \quad (55)$$

For the second part of (54),

$$\begin{aligned} \frac{d}{de_1} J_+(e_1, 0) &= \frac{d}{de_1} \int_0^{e_1} \frac{f df}{\sqrt{-\frac{2}{3}(f - e_1)f(f + 6 + e_1)}} \\ &= \frac{d}{de_1} \int_0^1 \frac{e_1 g dg}{\sqrt{\frac{2}{3}(1 - g)g(e_1 g + 6 + e_1)}} \\ &= \int_0^1 \frac{g(e_1 g + 6 + e_1) - \frac{1}{2}e_1 g(1 + g)}{\sqrt{\frac{2}{3}(1 - g)g(e_1 g + 6 + e_1)^3}} dg \\ &= \int_0^1 \frac{\frac{1}{2}e_1 g^2 + \frac{1}{2}e_1 g + 6g}{\sqrt{\frac{2}{3}(1 - g)g(e_1 g + 6 + e_1)^3}} dg. \end{aligned} \quad (56)$$

Hence,

$$\lim_{e_1 \rightarrow 1^+} \frac{J_+(e_1, 0) - J_+(1, 0)}{e_1 - 1} = \int_0^1 \frac{g^2 + 13g}{2\sqrt{\frac{2}{3}(1 - g)g(g + 7)^3}} dg := C_5 > 0. \quad (57)$$

For the last part of (54), when (e_1, e_2) is close to $(1, 0)$,

$$|J_-(e_1, e_2)| = \left| \int_{e_2}^0 \frac{f df}{\sqrt{\frac{2}{3}(e_1 - f)(f - e_2)(f + 6 + e_1 + e_2)}} \right| \leq C \left| \int_{e_2}^0 \frac{f df}{\sqrt{f - e_2}} \right| \leq C(\sqrt{-e_2})^3. \quad (58)$$

Combining (55), (57) and (58), we have

$$\lim_{e_1 \rightarrow 1^+} \frac{J_{1,2}(e_1, e_2(e_1)) - J_{1,2}(1, 0)}{e_1 - 1} = C_5 > 0.$$

This completes the proof for Lemma 6.6. \square

Proof of Part (2) of Proposition 6.1 ($m = 1$). Let $\bar{\alpha} = I_+(1, 0)$. Lemma 6.6 shows that

$$\Phi_{max}^{(1,2)}(\bar{\alpha}) > 2J_{1,2}(1, 0) = 2J_+(1, 0) = \Phi_{max}^{(1,0)}(\bar{\alpha}) = \Phi_{max}^{(1,1)}(\bar{\alpha}). \quad (59)$$

Meanwhile, as proved in Lemma 6.3,

$$\lim_{e_1 \rightarrow +\infty} J_{1,2}(e_1, e_2(e_1)) = -\infty. \quad (60)$$

Hence, $\Phi_{max}^{(1,2)}(\bar{\alpha})$ **can be attained**.

Assume that $\Phi_{max}^{(1,2)}(\bar{\alpha})$ is attained at (e_1^0, e_2^0) . We claim that $e_1^0 > 1$, $e_2^0 < 0$. First, we prove $e_1^0 > 1$. Suppose $e_1^0 < 1$. Then $J_+(e_1^0, 0) < J_+(1, 0)$. Consequently,

$$\Phi_{max}^{(1,2)}(\bar{\alpha}) = 2J_{1,2}(e_1^0, e_2^0) \leq 2J_+(e_1^0, 0) < 2J_+(1, 0) = \Phi_{max}^{(1,0)}(\bar{\alpha}),$$

which gives a contradiction. Suppose $e_1^0 = 1$ and $e_2^0 < 0$. Then according to (45),

$$I(e_1^0, e_2^0) > I(1, 0) = I_+(1, 0) = \bar{\alpha},$$

which also gives a contradiction. Hence, $e_1^0 > 1$. Next, we show $e_2^0 < 0$. Otherwise, $e_2^0 = 0$, and by Lemma 3.4,

$$I_{1,2}(e_1^0, e_2^0) = I_+(e_1^0, 0) < I_+(1, 0) = \bar{\alpha}.$$

Given any $\Phi \in (\Phi_{max}^{(1,1)}(\bar{\alpha}), \Phi_{max}^{(1,2)}(\bar{\alpha}))$, by the intermediate value theorem, there exists some $e_1 \in (1, e_1^0)$, such that $2J_{1,2}(e_1, e_2(e_1)) = \Phi$. On the other hand, due to (60) and the intermediate value theorem, there exists another $\tilde{e}_1 \in (e_1^0, \infty)$, such that $2J_{1,2}(\tilde{e}_1, e_2(\tilde{e}_1)) = \Phi$. We finish the proof for the special case $\bar{\alpha} = I_+(1, 0) < \frac{\pi}{2}$, the general case $\alpha \in (0, \frac{\pi}{2})$ is similar and omitted.

Next, we show that $\Phi_{max}^{(1,2)}(\alpha) > \Phi_{max}^{(1,1)}(\alpha)$ when $\frac{\pi}{2} \leq \alpha < \pi$. The case that $\alpha = \frac{\pi}{2}$ will be discussed in details in Section 8. Here we focus on the case $\frac{\pi}{2} < \alpha < \pi$. In fact, we will show that

$$\Phi_{max}^{(1,2)}(\alpha) \geq 0. \quad (61)$$

As proved in Lemma 6.2, for every $e_1 > 0$, there exists a unique $e_2(e_1) \in (-3 - \frac{1}{2}e_1, 0)$ such that $I_{1,2}(e_1, e_2(e_1)) = \alpha$. Following almost the same proof of Lemma 6.4, we have $\lim_{e_1 \rightarrow 0^+} e_2(e_1) = 0$. (Following the proof of Lemma 6.5, you will obtain $\alpha = 2I_-(0, -\delta) > \pi$, which leads to a contradiction.) Hence, $\lim_{e_1 \rightarrow 0^+} J_{1,2}(e_1, e_2(e_1)) = 0$, which implies (61).

At last, we discuss the relation between $\Phi_{max}^{(1,2)}(\alpha)$ and $\Phi_{max}^{(2,2)}(\alpha)$. As indicated by (48),

$$\Phi_{max}^{(1,2)}(\alpha) \leq \Phi_{max}^{(1,1)}\left(\frac{\alpha}{2}\right) = \frac{1}{2}\Phi_{max}^{(2,2)}(\alpha).$$

Now the proof for Proposition 6.1 when $m = 1$ is completed. \square

The proof for Proposition 6.1 with $m \geq 2$ follows the same lines, so we omit the details.

6.2. Type $(m+1, m)$ flows. In this subsection, we consider the flows of type $(m+1, m)$, $m \geq 1$. The main statement of this subsection is the following.

Proposition 6.7. *Consider a self-similar (SS) solution of type $(m+1, m)$ to the Navier-Stokes equations (1) with no-slip boundary condition (2) and the flux condition (4). Assume that $\alpha \in (0, \alpha^*]$ if $m = 1$, where α^* is explicitly defined in (71), and $\alpha \in (0, \pi)$ if $m \geq 2$. We have*

- (1) *There exists a maximum flux $\Phi_{max}^{(m+1,m)}(\alpha)$, such that*
 - *if $\Phi < \Phi_{max}^{(m+1,m)}(\alpha)$, there exists an SS solution of type $(m+1, m)$;*
 - *if $\Phi > \Phi_{max}^{(m+1,m)}(\alpha)$, there exists no SS solution of type $(m+1, m)$.*
- (2) *It holds that $\Phi_{max}^{(m+1,m)}(\alpha) \geq \Phi_{max}^{(m+1,m+1)}(\alpha)$.*

For type $(m, m+1)$ flows, the angle α and the half flux $\frac{\Phi}{2}$ are given by

$$I_{m+1,m}(e_1, e_2) := (m+1)I_+(e_1, e_2) + mI_-(e_1, e_2),$$

$$J_{m+1,m}(e_1, e_2) := (m+1)J_+(e_1, e_2) + mJ_-(e_1, e_2).$$

To show Part (1) of Proposition 6.7, we need to show every $\Phi \in (-\infty, \Phi_{max}^{(m+1,m)}(\alpha))$ can be attained by a type $(m+1, m)$ flow. Since for each fixed e_1 , we do not have a unique e_2 such that $I_{m+1,m}(e_1, e_2) = \alpha$, the level set of $I_{m+1,m}(e_1, e_2) = \alpha$ may be complicated and we need a careful analysis on it. We start by considering type $(2, 1)$ flows first. The next lemma shows the convexity of $I_{2,1}(e_1, e_2)$ with respect to e_2 .

Lemma 6.8. *For every $e_1 > 0$, $-3 - \frac{1}{2}e_1 < e_2 < 0$, it holds that*

$$\frac{\partial^2 I_{2,1}}{\partial e_2^2}(e_1, e_2) > 0. \tag{62}$$

Proof. Recall that $\bar{\gamma} = \sqrt{\frac{e_1 - e_2}{e_1 - e_3}} \in [0, 1)$, $I(e_1, e_2) = \frac{\sqrt{6}K(\bar{\gamma})}{\sqrt{e_1 - e_3}}$ and $e_3 = -6 - e_1 - e_2$. It follows from a direct computation that

$$\frac{\partial^2 \bar{\gamma}}{\partial e_2^2} = \left(\frac{3}{2}e_1 + 3 \right) \frac{-\frac{1}{2}(e_1 - e_3) + \frac{3}{2}(e_1 - e_2)}{(e_1 - e_2)^{\frac{3}{2}}(e_1 - e_3)^{\frac{5}{2}}}.$$

Using above, a direct computation yields that

$$\begin{aligned} \frac{\partial I}{\partial e_2} &= \sqrt{6}K'(\bar{\gamma}) \frac{\partial \bar{\gamma}}{\partial e_2} \frac{1}{\sqrt{6 + 2e_1 + e_2}} - \frac{\sqrt{6}}{2}K(\bar{\gamma})(6 + 2e_1 + e_2)^{-\frac{3}{2}} \\ &= \sqrt{6}K'(\bar{\gamma}) \frac{-\frac{3}{2}e_1 - 3}{(e_1 - e_2)^{\frac{1}{2}}(6 + 2e_1 + e_2)^2} - \frac{\sqrt{6}}{2}K(\bar{\gamma})(6 + 2e_1 + e_2)^{-\frac{3}{2}}. \end{aligned} \quad (63)$$

And that

$$\begin{aligned} \frac{\partial^2 I}{\partial e_2^2} &= \sqrt{6} \frac{(\frac{3}{2}e_1 + 3)}{(e_1 - e_2)(6 + 2e_1 + e_2)^{\frac{7}{2}}} \left[K''(\bar{\gamma}) \left(\frac{3}{2}e_1 + 3 \right) + \frac{K'(\bar{\gamma})}{\bar{\gamma}} \left(-3 + \frac{3}{2}e_1 - 3e_2 \right) \right] \\ &\quad + \frac{3\sqrt{6}}{4}K(\bar{\gamma})(6 + 2e_1 + e_2)^{-\frac{5}{2}}. \end{aligned}$$

Now noting $K'(\bar{\gamma}) \geq 0$, $e_1 > 0$ and $e_2 < 0$, together with $K''(\bar{\gamma}) \geq \frac{K'(\bar{\gamma})}{\bar{\gamma}}$, it holds that

$$\left(-3 + \frac{3}{2}e_1 - 3e_2 \right) \frac{K'(\bar{\gamma})}{\bar{\gamma}} > -3 \frac{K'(\bar{\gamma})}{\bar{\gamma}} \geq -3K''(\bar{\gamma}).$$

It then follows that

$$\frac{\partial^2 I}{\partial e_2^2} \geq \frac{3\sqrt{6}}{2} \frac{e_1(\frac{3}{2}e_1 + 3)}{(e_1 - e_2)(6 + 2e_1 + e_2)^{\frac{7}{2}}} K''(\bar{\gamma}) + \frac{3\sqrt{6}}{4}K(\bar{\gamma})(6 + 2e_1 + e_2)^{-\frac{5}{2}} > 0. \quad (64)$$

The fact $K''(\bar{\gamma}) \geq \frac{K'(\bar{\gamma})}{\bar{\gamma}}$ follows from the Taylor expansion of $K(\gamma)$. Indeed, using

$$K(\gamma) = \frac{\pi}{2} \sum_{n=0}^{\infty} \left(\frac{(2n)!}{2^{2n}(n!)^2} \right)^2 \gamma^{2n},$$

it can be checked directly that

$$K''(\gamma) = \frac{\pi}{2} \sum_{n=1}^{\infty} 2n(2n-1) \left(\frac{(2n)!}{2^{2n}(n!)^2} \right)^2 \gamma^{2n-2} \geq \frac{K'(\gamma)}{\gamma}.$$

On the other hand, a direct computation yields that

$$\frac{\partial I_+(e_1, e_2)}{\partial e_2} = \int_0^{e_1} \frac{(3 + \frac{1}{2}e_1 + e_2) df}{\sqrt{-\frac{2}{3}(f - e_1)(f - e_2)^3(f + 6 + e_1 + e_2)^3}}, \quad (65)$$

and then

$$\begin{aligned} \frac{\partial^2 I_+(e_1, e_2)}{\partial e_2^2} &= \int_0^{e_1} \frac{3(3 + \frac{1}{2}e_1 + e_2)^2 df}{\sqrt{-\frac{2}{3}(f - e_1)(f - e_2)^5(f + 6 + e_1 + e_2)^5}} \\ &\quad + \int_0^{e_1} \frac{df}{\sqrt{-\frac{2}{3}(f - e_1)(f - e_2)^3(f + 6 + e_1 + e_2)^3}} > 0. \end{aligned} \quad (66)$$

Since $I_{2,1} = I + I_+$, the proof for (62) is completed. \square

Lemma 6.9. *Assume that $0 < \alpha < \frac{\pi}{2}$.*

- (1) *For every $e_1 > e_1^*(\frac{\alpha}{2})$, there is a unique $e_2 \in (-3 - \frac{1}{2}e_1, 0)$, such that $I_{2,1}(e_1, e_2) = \alpha$.*
- (2) *There exists some $\tilde{e}_1(\alpha) \in (e_1^*(\alpha), e_1^*(\frac{\alpha}{2}))$, such that*
 - *for every $e_1 \in (\tilde{e}_1, e_1^*(\frac{\alpha}{2})]$, there are two e_2 s, satisfying $I_{2,1}(e_1, e_2) = \alpha$.*
 - *there exists a unique $\tilde{e}_2(\alpha)$, satisfying $I_{2,1}(\tilde{e}_1(\alpha), \tilde{e}_2(\alpha)) = \alpha$.*

Proof. Step 1. We begin with the following observations. For every $e_1 > 0$, it follows from (63) and (65) that

$$\begin{aligned} \lim_{e_2 \rightarrow 0^-} \frac{\partial I}{\partial e_2} &= \sqrt{6}K' \left(\sqrt{\frac{e_1}{6 + 2e_1}} \right) \frac{-\frac{3}{2}e_1 - 3}{e_1^{\frac{1}{2}}(6 + 2e_1)^2} - \frac{\sqrt{6}}{2}K \left(\sqrt{\frac{e_1}{6 + 2e_1}} \right) (6 + 2e_1)^{-\frac{3}{2}}, \\ \lim_{e_2 \rightarrow 0^-} \frac{\partial I_+}{\partial e_2} &= \lim_{e_2 \rightarrow 0^-} \int_0^{e_1} \frac{(3 + \frac{1}{2}e_1 + e_2) df}{\sqrt{-\frac{2}{3}(f - e_1)(f - e_2)^3(f + 6 + e_1 + e_2)^3}} = +\infty. \end{aligned}$$

Hence,

$$\lim_{e_2 \rightarrow 0^-} \frac{\partial I_{2,1}}{\partial e_2} = \lim_{e_2 \rightarrow 0^-} \frac{\partial(I + I_+)}{\partial e_2} = +\infty.$$

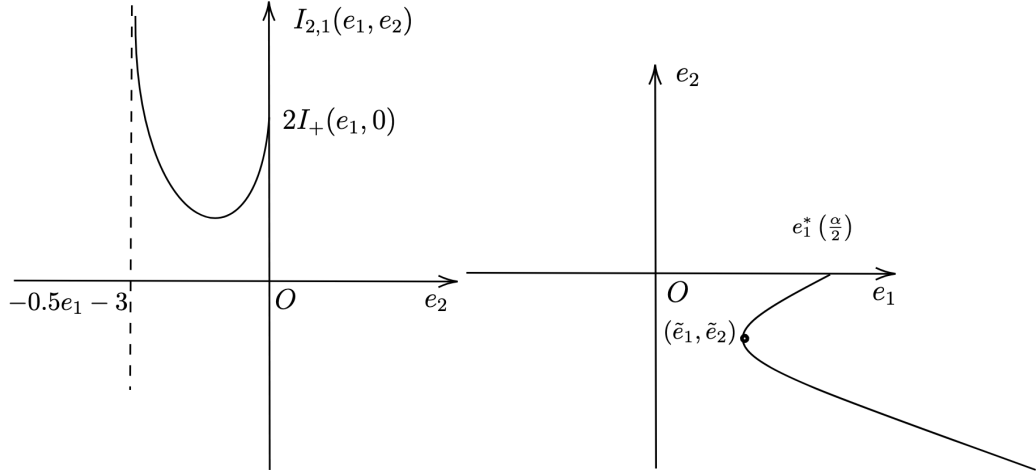
On the other hand, as $e_2 \rightarrow (-3 - \frac{1}{2}e_1)^+$, $e_2 - e_3 \rightarrow 0$, and hence $\bar{\gamma} \rightarrow 1$. It then follows from (63) and (65) that

$$\begin{aligned} \lim_{e_2 \rightarrow (-3 - \frac{1}{2}e_1)^+} \frac{\partial I}{\partial e_2} &= \lim_{\bar{\gamma} \rightarrow 1} -\sqrt{6}K'(\bar{\gamma}) \left(\frac{3}{2}e_1 + 3 \right)^{-\frac{3}{2}} - \frac{\sqrt{6}}{2}K(\bar{\gamma}) \left(\frac{3}{2}e_1 + 3 \right)^{-\frac{3}{2}} = -\infty, \\ \lim_{e_2 \rightarrow (-3 - \frac{1}{2}e_1)^+} \frac{\partial I_+(e_1, e_2)}{\partial e_2} &= 0. \end{aligned}$$

We then have $\lim_{e_2 \rightarrow (-3 - \frac{1}{2}e_1)^+} \frac{\partial I_{2,1}}{\partial e_2} = -\infty$. For a fixed e_1 , the plot of $I_{2,1}(e_1, e_2)$ is illustrated by Figure 7a.

Step 2. According to Step 1 and Lemma 6.8, for every $e_1 > 0$, there exists a unique $\bar{e}_2(e_1) \in (-3 - \frac{1}{2}e_1, 0)$, such that

$$I_{2,1}(e_1, \bar{e}_2(e_1)) = \inf \left\{ I_{2,1}(e_1, e_2) : -3 - \frac{1}{2}e_1 < e_2 \leq 0 \right\}.$$



(A) A possible plot of $I_{2,1}(e_1, e_2)$ with (B) A connected component of the level set fixed e_1 .
 $I_{2,1}(e_1, e_2) = \alpha$ with $0 < \alpha < \frac{\pi}{2}$.

$I_{2,1}(e_1, e_2)$ is strictly decreasing on $(-3 - \frac{1}{2}e_1, \bar{e}_2]$ and strictly increasing on $[\bar{e}_2, 0]$.

Step 3. Assume that $e_1 > e_1^*(\frac{\alpha}{2})$. According to Lemma 3.4,

$$\lim_{e_2 \rightarrow 0^-} I_{2,1}(e_1, e_2) = 2I_+(e_1, 0) < 2I_+\left(e_1^*\left(\frac{\alpha}{2}\right), 0\right) = \alpha.$$

On the other hand,

$$\lim_{e_2 \rightarrow (-3 - \frac{1}{2}e_1)^+} I_{2,1}(e_1, e_2) = \infty.$$

Due to Step 2, there exists a unique $e_2 = e_2(e_1) \in (-3 - \frac{1}{2}e_1, \bar{e}_2(e_1))$, such that $I_{2,1}(e_1, e_2) = \alpha$. Moreover, it holds that

$$\frac{\partial I_{2,1}}{\partial e_2}(e_1, e_2(e_1)) < 0.$$

Step 4. Let

$$S = \left\{ e_1 > 0 : \inf_{e_2 \in (-3 - \frac{1}{2}e_1, 0)} I_{2,1}(e_1, e_2) \geq \alpha \right\}.$$

First, we claim that S is not empty. If $e_1 < e_1^*(\alpha)$, then

$$\inf_{e_2 \in (-3 - \frac{1}{2}e_1, 0)} I_{2,1}(e_1, e_2) \geq \inf_{e_2 \in (-3 - \frac{1}{2}e_1, 0)} I(e_1, e_2) \geq I_+(e_1, 0) > I_+(e_1^*(\alpha), 0) = \alpha,$$

where we have applied Lemma 3.4 and the fact that $I(e_1, e_2)$ is decreasing with respect to e_2 . Hence, $(0, e_1^*(\alpha)] \subset S$ and S is not empty.

Let $\tilde{e}_1 = \sup S \in [e_1^*(\alpha), e_1^*(\frac{\alpha}{2}))$. The fact $\tilde{e}_1 < e_1^*(\frac{\alpha}{2})$ can be seen from if $e_1 \geq e_1^*(\frac{\alpha}{2})$, then

$$\inf_{e_2 \in (-3 - \frac{1}{2}e_1, 0)} I_{2,1}(e_1, e_2) < I_{2,1}(e_1, 0) = 2I_+(e_1, 0) \leq 2I_+\left(e_1^*\left(\frac{\alpha}{2}\right), 0\right) = \alpha.$$

It follows from the definition of \tilde{e}_1 that if $e_1 \in (\tilde{e}_1, e_1^*(\frac{\alpha}{2})]$, $\inf_{e_2 \in (-3-\frac{1}{2}e_1, 0)} I_{2,1}(e_1, e_2) < \alpha$. Due to Step 2, there are exactly two e_2 such that $I_{2,1}(e_1, e_2) = \alpha$, which we denote by $e_2^l(e_1)$ and $e_2^r(e_1)$ respectively, $e_2^l(e_1) < \bar{e}_2(e_1) < e_2^r(e_1)$. Moreover, it holds that

$$\frac{\partial I_{2,1}}{\partial e_2}(e_1, e_2^l(e_1)) < 0, \quad \frac{\partial I_{2,1}}{\partial e_2}(e_1, e_2^r(e_1)) > 0.$$

Step 5. When $e_1 = \tilde{e}_1$, $\inf_{e_2 \in (-3-\frac{1}{2}e_1, 0)} I_{2,1}(e_1, e_2) = \alpha$. There is a unique \tilde{e}_2 , such that $I_{2,1}(\tilde{e}_1, \tilde{e}_2) = \alpha$. It also holds that

$$\frac{\partial I_{2,1}}{\partial e_2}(\tilde{e}_1, \tilde{e}_2(e_1)) = 0$$

□

It follows from the results in Lemma 6.9 and the implicit function theorem that there is a continuous curve in the level set $\{(e_1, e_2) : I_{2,1}(e_1, e_2) = \alpha\}$, starting from $(e_1^*(\frac{\alpha}{2}), 0)$ and can be extended to $(\tilde{e}_1, \tilde{e}_2)$ and there is another continuous curve in the level set of $\{(e_1, e_2) : I_{2,1}(e_1, e_2) = \alpha\}$, starting from $(e_1^*(\frac{\alpha}{2}), e_2^l(e_1^*(\frac{\alpha}{2})))$ and can be extended to $(\tilde{e}_1, \tilde{e}_2)$ on the left and approach $(+\infty, -\infty)$ on the right. In summary, We have shown there is a continuous curve in the level set of $\{(e_1, e_2) : I_{2,1}(e_1, e_2) = \alpha\}$ starting from $(e_1^*(\frac{\alpha}{2}), 0)$ and can be extended to $(+\infty, -\infty)$. The corresponding plot is given in Figure 7b.

In the next lemma, we show the existence of maximum flux $\Phi_{max}^{(2,1)}(\alpha)$, which is the supremum of the flux that can be attained by a type (2,1) flow. The existence of maximum flux $\Phi_{max}^{(m+1,m)}(\alpha)$ follows from the same proof.

Lemma 6.10. *Assume that $e_1 > e_1^*(\frac{\alpha}{2})$ and $e_2 = e_2(e_1)$ is the unique root satisfying $I_{2,1}(e_1, e_2) = \alpha$. Then*

$$\lim_{e_1 \rightarrow \infty} J_{2,1}(e_1, e_2(e_1)) = -\infty.$$

Proof. When $e_1 \geq e_1^*(\frac{\alpha}{4})$, according to Lemma 3.4,

$$I_+(e_1, e_2) \leq I_+(e_1, 0) \leq I_+\left(e_1^*\left(\frac{\alpha}{4}\right), 0\right) = \frac{\alpha}{4},$$

and consequently,

$$I_-(e_1, e_2(e_1)) \geq \frac{\alpha}{2}.$$

On the other hand, when $e_1 > 6$,

$$e_1 > 3 + \frac{1}{2}e_1 \geq -e_2.$$

Hence, when $e_1 > \max\{e_1^*(\frac{\alpha}{4}), 6\}$,

$$\begin{aligned} \frac{\alpha}{2} \leq I_-(e_1, e_2) &= \int_{e_2}^0 \frac{df}{\sqrt{\frac{2}{3}(e_1 - f)(f - e_2)(f - e_3)}} \\ &\leq \int_{e_2}^0 \frac{df}{\sqrt{\frac{2}{3}(-e_2)(f - e_2)(f - e_3)}} \\ &= \int_0^1 \frac{dg}{\sqrt{\frac{2}{3}(1 - g)(e_2 g - e_3)}} \leq \frac{\sqrt{6}}{\sqrt{e_2 - e_3}}. \end{aligned}$$

It implies that

$$0 < e_2 - e_3 \leq \frac{24}{\alpha^2}.$$

Hence, using $e_3 = -6 - e_1 - e_2$, one can obtain

$$\lim_{e_1 \rightarrow \infty} \frac{|e_2(e_1)|}{e_1} = \frac{1}{2}, \quad \text{and} \quad \lim_{e_1 \rightarrow \infty} \frac{e_3(e_1)}{e_2(e_1)} = 1. \quad (67)$$

Let us compare the sizes of $J_+(e_1, e_2)$ and $J_-(e_1, e_2)$ when e_1 is large.

$$\begin{aligned} J_+(e_1, e_2) &= \int_0^{e_1} \frac{f df}{\sqrt{-\frac{2}{3}(f - e_1)(f - e_2)(f - e_3)}} \\ &= \int_0^1 \frac{\sqrt{e_1} g dg}{\sqrt{\frac{2}{3}(1 - g)(g - \frac{e_2}{e_1})(g - \frac{e_3}{e_1})}} \leq C\sqrt{e_1}. \end{aligned}$$

Meanwhile, due to (67),

$$\lim_{e_1 \rightarrow \infty} \frac{|J_-(e_1, e_2)|}{\sqrt{-e_2}} = \lim_{e_1 \rightarrow \infty} \int_0^1 \frac{g dg}{\sqrt{\frac{2}{3}(1 - g)(g - \frac{e_1}{e_2})(\frac{e_3}{e_2} - g)}} = +\infty. \quad (68)$$

Combining (67)-(68), it holds that

$$J_{2,1}(e_1, e_2) = 2J_+(e_1, e_2) + J_-(e_1, e_2) \rightarrow -\infty, \quad \text{as } e_1 \rightarrow +\infty. \quad (69)$$

On the other hand, since the flux has a natural upper bound $2e_1 \cdot \alpha$, combining (69), one sees that there exists a maximum flux $\Phi_{max}^{(2,1)}(\alpha)$ which is the supremum of the flux that can be attained by a type (2,1) flow. \square

Now we are ready to prove Proposition 6.7.

Proof of Proposition 6.7. (i) Proof of Part (1). We first consider $m = 1$. In this case, we first assume $0 < \alpha < \frac{\pi}{2}$ and show that any flux $\Phi \in (-\infty, \Phi_{max}^{(2,1)}(\alpha)]$ can be achieved on the connected component in the level set $\{(e_1, e_2) : I_{2,1}(e_1, e_2) = \alpha\}$ plotted in Figure 7b. It suffices to show that $\Phi_{max}^{(2,1)}(\alpha)$ can not be attained when $e_1 < e_1^*(\frac{\alpha}{2})$. Indeed, as shown in the

proof of Proposition 3.1, $J_+(e_1, e_2)$ is strictly increasing with respect to $e_2 \in (-\frac{1}{2}e_1 - 3, 0)$ and $J_+(e_1, 0)$ is strictly increasing with respect to $e_1 \in (0, +\infty)$. Hence, if $e_1 < e_1^*(\frac{\alpha}{2})$,

$$J_{2,1}(e_1, e_2) \leq 2J_+(e_1, e_2) \leq 2J_+(e_1, 0) < 2J_+\left(e_1^*\left(\frac{\alpha}{2}\right), 0\right) \leq \frac{1}{2}\Phi_{max}^{(2,1)}(\alpha).$$

Consider $\frac{\pi}{2} \leq \alpha < \pi$. We define similarly

$$\tilde{e}_1(\alpha) := \sup \left\{ e_1 \in \left(0, e_1^*\left(\frac{\alpha}{2}\right)\right) : \inf_{e_2 \in (-\frac{1}{2}e_1 - 3, 0)} I_{2,1}(e_1, e_2) \geq \alpha \right\}.$$

It is clear that $\tilde{e}_1(\alpha) < e_1^*(\frac{\alpha}{2})$. Then either $\tilde{e}_1 = 0$ or $\tilde{e}_1 > 0$. If $\tilde{e}_1 > 0$, the previous proof applies, especially we will have a connected component of the level set $I_{2,1}(e_1, e_2) = \alpha$ plotted as in Figure 7b and any flux $\Phi \in (-\infty, \Phi_{max}^{(2,1)}(\alpha)]$ can be achieved on this component.

We claim that for $0 < \beta \leq \alpha$ it holds that

$$\tilde{e}_1(\beta) \geq \tilde{e}_1(\alpha). \quad (70)$$

Indeed, from the definition of \tilde{e}_1 , we know that for any $e_1 \in (\tilde{e}_1(\alpha), e_1^*(\frac{\alpha}{2}))$ we have

$$\inf_{e_2 \in (-\frac{1}{2}e_1 - 3, 0)} I_{2,1}(e_1, e_2) < \alpha.$$

If $\tilde{e}_1(\beta) < \tilde{e}_1(\alpha)$, then $\tilde{e}_1(\alpha) \in (\tilde{e}_1(\beta), e_1^*(\frac{\beta}{2}))$, where we have used $\tilde{e}_1(\alpha) < e_1^*(\frac{\alpha}{2}) \leq e_1^*(\frac{\beta}{2})$. Hence, it follows that

$$\alpha = \inf_{e_2 \in (-\frac{1}{2}\tilde{e}_1(\alpha) - 3, 0)} I_{2,1}(\tilde{e}_1(\alpha), e_2) < \beta \leq \alpha.$$

This is a contradiction and then (70) holds. Due to (70), we know that there exists a unique $\alpha^* \in [\frac{\pi}{2}, \pi)$, such that

$$\tilde{e}_1(\alpha) > 0 \text{ if } \alpha < \alpha^* \text{ and } \tilde{e}_1(\alpha) = 0 \text{ if } \alpha^* \leq \alpha < \pi. \quad (71)$$

Using (71), the proof for Proposition 6.7 with $m = 1$ is completed.

If $m \geq 2$, we have $\alpha = I_{m+1,m} = (m+1)I_+ + mI_- = mI + I_+$, then (64) and (66) imply that $\frac{\partial^2 I_{m+1,m}}{\partial e_2^2}(e_1, e_2) > 0$, i.e., the convexity holds. Next, we define

$$S^m = \left\{ e_1 > 0 : \inf_{e_2 \in (-\frac{1}{2}e_1 - 3, 0)} I_{m+1,m}(e_1, e_2) \geq \alpha \right\}.$$

Similar to Step 4 in the proof for Lemma 6.9, we can show that $\tilde{e}_1 = \sup S^m \in [e_1^*(\frac{\alpha}{m}), e_1^*(\frac{\alpha}{m+1})]$. Hence, $\tilde{e}_1 > 0$, and one can go through the proof above to conclude that there is a continuous curve in the level set of $\{(e_1, e_2) : I_{m+1,m}(e_1, e_2) = \alpha\}$ starting from $(e_1^*(\frac{\alpha}{m+1}), 0)$ and can be extended to $(+\infty, -\infty)$ such that any $\Phi \in (-\infty, \Phi_{max}^{(m+1,m)}(\alpha)]$ can be achieved on this curve.

(ii) Proof of Part (2). Recall that for $m \geq 1$, the maximum flux $\Phi_{max}^{(m+1,m+1)}(\alpha)$ is attained when $e_1 = e_1^*(\frac{\alpha}{m+1})$, $e_2 = 0$. It can also be considered a limiting case of the type $(m+1, m)$ flow. Hence, it holds that

$$\Phi_{max}^{(m+1,m)}(\alpha) \geq \Phi_{max}^{(m+1,m+1)}(\alpha).$$

Therefore, the proof for Proposition 6.7 is completed. \square

7. FLOWS WITH MAXIMUM FLUXES AND FURTHER DISCUSSIONS

This section is devoted to more results. Our proofs of Theorems 1.2, 1.3 in fact provide more results than the statements of the two theorems. Theorem 1.2 pertains to the existence and non-existence of solution when $\Phi \neq \Phi_{max}^{(m+,m-)}(\alpha)$. However, our proofs also explain which type of solution exists when $\Phi = \Phi_{max}^{(m+,m-)}(\alpha)$.

Theorem 7.1. (1) If $\Phi = \Phi_{max}^{(1,0)}(\alpha)$, $0 < \alpha < \frac{\pi}{2}$, then there exists an SS solution \mathbf{u} of type $(1, 0)$ such that $f(\theta) := r u^r$ satisfies

$$f'(\alpha) = f'(-\alpha) = 0. \quad (72)$$

$$(2) \quad \Phi_{max}^{(0,1)}(\alpha) \begin{cases} = 0, & \text{if } 0 < \alpha \leq \frac{\pi}{2}, \\ < \frac{\pi^2}{\alpha} - 4\alpha, & \text{if } \frac{\pi}{2} < \alpha < \pi. \end{cases}$$

(3) If $\Phi = \Phi_{max}^{(0,1)}(\alpha)$, $\frac{\pi}{2} < \alpha < \pi$, then there exists an SS solution \mathbf{u} of type $(0, 1)$ such that $f(\theta) := r u^r$ satisfies (72).

$$(4) \quad \Phi_{max}^{(1,1)}(\alpha) = \begin{cases} \Phi_{max}^{(1,0)}(\alpha), & \text{if } 0 < \alpha < \frac{\pi}{2}, \\ \Phi_{max}^{(0,1)}(\alpha), & \text{if } \frac{\pi}{2} \leq \alpha < \pi. \end{cases}$$

(5) If $\Phi = \Phi_{max}^{(m,m)}(\alpha)$, $m \geq 2$, $0 < \alpha < \pi$, then there exists an SS solution \mathbf{u} of type $(m, 0)$ such that $f(\theta) = r u^r$ satisfies (72).

(6) If $\Phi = \Phi_{max}^{(1,2)}(\alpha)$, $0 < \alpha \leq \frac{\pi}{2}$, then there exists an SS solution \mathbf{u} of type $(1, 2)$.

(7) If $\Phi = \Phi_{max}^{(m,m+1)}(\alpha)$, $m \geq 2$, $0 < \alpha < \pi$, then there exists an SS solution \mathbf{u} of type $(m, m+1)$.

Remark 7.1. According to Parts (1), (3), (5), when $\Phi = \Phi_{max}^{(m+,m-)}(\alpha)$, there exists a solution of a given type with the special property (72). Given that, Parts (2), (4) have the following implications:

- (a) (Type $(0, 1)$, $0 < \alpha \leq \frac{\pi}{2}$) In this case, when $\Phi = \Phi_{max}^{(0,1)}(\alpha) (= 0)$, this maximum flux is obviously achieved by the trivial solution $\mathbf{u} \equiv 0$.
- (b) (Type $(0, 1)$, $\frac{\pi}{2} < \alpha < \pi$) In this case, the trivial solution is no longer a limiting case of type $(0, 1)$ due to Parts (2) and (3), but instead, there exists a (non-trivial) SS solution of type $(0, 1)$ with (72), that achieves $\Phi_{max}^{(0,1)}(\alpha)$.

- (c) (Type (1,1), $0 < \alpha < \frac{\pi}{2}$) In this case, according to Parts (1), (4), when $\Phi = \Phi_{max}^{(1,1)}(\alpha)$, there exists an SS solution of type (1,0) with (72), which achieves $\Phi_{max}^{(1,1)}(\alpha)$. Considering (72), this solution of type (1,0) in fact can be considered as a limiting case of type (1,1) when $0 < \alpha < \frac{\pi}{2}$.
- (d) (Type (1,1), $\frac{\pi}{2} \leq \alpha < \pi$) Similarly, according to Parts (3), (4), when $\Phi = \Phi_{max}^{(1,1)}(\alpha)$, there exists an SS solution of type (0,1) with (72) due to which this SS solution of type (0,1) in fact can be considered a limiting case of type (1,1) when $\frac{\pi}{2} \leq \alpha < \pi$.
- (e) (Type (m,m), $m \geq 2$, $0 < \alpha < \pi$) Even in this case, according to Part (5), the SS solution of type (m,0) with (72), that achieves $\Phi_{max}^{(m,m)}(\alpha)$, can be considered a limiting case of type (m,m).

On the other hand, according to Part (6) of Theorem 7.1, for type (1,2), its maximal flux is achieved at some points (e_1, e_2) satisfying $e_1 \neq 0$ and $e_2 \neq 0$ when $0 < \alpha \leq \frac{\pi}{2}$, which implies that this flow does not satisfy (72). One can get a similar conclusion for type $(m, m+1)$ according to Part (7).

Proof of Theorem 7.1. As Theorem 7.1 is in fact already proved in the proofs of Theorems 1.2, 1.3, we will just indicate where each part of Theorem 7.1 is proved. Part (1) was proved in (17) where $e_2 = 0$. Part (2) for the case $0 < \alpha \leq \frac{\pi}{2}$ was proved in (43), and Part (2) for the case $\frac{\pi}{2} < \alpha < \pi$ as well as Part (3) were proved in Part (2) of the proof of Proposition 5.1. Part (4) for the case $0 < \alpha < \frac{\pi}{2}$ was proved near (36) in the proof of Proposition 4.1 whereas Part (4) for the case $\frac{\pi}{2} \leq \alpha < \pi$ was proved in the same proof. Lastly, using (39), (40), one can see that the proof for Part (5) is similar to the proof for Part (4). Hence the proof for Part (5) is in fact omitted. Part (6) was proved in the proof of Proposition 6.1 when $m = 1$. The proof for Part (7) is similar to that for Part (6). \square

8. ASYMPTOTIC BEHAVIOR OF SOLUTIONS TO 2D NS IN AN APERTURE DOMAIN

Galdi, Padula, and Solonnikov [8] investigated the Navier-Stokes system (1) in an aperture domain defined in (5). It was proved in [8] that there exists at least a symmetric solution \mathbf{u} , i.e, it satisfies

$$u_1(x_1, -x_2) = u_1(x_1, x_2), \quad u_2(x_1, -x_2) = -u_2(x_1, x_2), \quad (73)$$

which decays at large distances with rate $|\mathbf{x}|^{-1}$ when $|\Phi|$ is small. Moreover, it is interesting that the leading term of the solution in the far field is a Jeffery-Hamel solution. More precisely, the following theorem was established in [8].

Theorem 8.1. [[8, Lemma 5.1, Theorem 5.1]]

- (1) (*Jeffery-Hamel solutions*) If $|\Phi| < \frac{1}{36}$, there exists a solution of the Navier-Stokes system (1) in the half-plane $H = H_{\pm}$ defined by $H_{\pm} = \{x \in \mathbb{R}^2 : \pm x_1 > 0\}$ such that

$$\mathbf{u} = \frac{f(\theta)}{r} \mathbf{e}_r, \quad \int_{-\frac{\pi}{2}}^{\frac{\pi}{2}} f(\theta) d\theta = \Phi, \quad f\left(\pm \frac{\pi}{2}\right) = 0, \quad f(\theta) = f(-\theta) \text{ in } H_{\pm}, \quad (74)$$

Here, when considering (74) on H_- , we make the abuse of the notation that the negative x_1 -axis corresponds to $\theta = 0$. Moreover, it holds that

$$\max_{\theta \in [-\frac{\pi}{2}, \frac{\pi}{2}]} |f(\theta)| \leq 6|\Phi|, \quad (75)$$

and $\max_{\theta \in [-\frac{\pi}{2}, \frac{\pi}{2}]} |f'(\theta)| \leq 28|\Phi|$. The function f is unique in the class of solutions satisfying (74) and (75).

- (2) (*Asymptotic behavior*) Let the aperture domain Ω be as in (5). Then there exists a $\Phi_1 > 0$ such that if $|\Phi| < \Phi_1$, the stationary Navier-Stokes system (1) with the following conditions

$$\mathbf{u} = 0 \quad \text{on } \partial\Omega, \quad \int_{-d}^d u_1(0, x_2) dx_2 = \Phi, \quad \lim_{|x| \rightarrow \infty} \mathbf{u}(x) = 0,$$

admits at least one symmetric solution $\mathbf{u} \in W_{loc}^{1,2}(\overline{\Omega})$ satisfying (73), $\nabla \mathbf{u} \in L^2(\Omega)$, and

$$\|\mathbf{u} - \bar{\mathbf{u}}\|_{1+\sigma, \Omega^R} := \sup_{x \in \Omega^R} |x|^{1+\sigma} |\mathbf{u}(x) - \bar{\mathbf{u}}(x)| \leq c(\sigma, R)\Phi < \infty.$$

Here $\sigma \in (0, 1)$, $\Omega^R := \Omega \setminus B_R$, $R > 2d$ and

$$\bar{\mathbf{u}}(x) = \begin{cases} \bar{\mathbf{u}}_+(x), & x \in H_+, \\ \bar{\mathbf{u}}_-(x), & x \in H_-, \end{cases}$$

and $\bar{\mathbf{u}}_{\pm}$ is the Jeffery-Hamel flow in H_{\pm} corresponding to fluxes $\pm\Phi$, given in Part (1).

In this section, we give a clear description of the type of Jeffery-Hamel solution that appeared in Theorem 8.1 as follows.

Proposition 8.2. For $\Phi \in (0, \frac{1}{36})$, the unique Jeffery-Hamel solution $\bar{\mathbf{u}}_+$ satisfying (74)-(75) indicated in Part (2) of Theorem 8.1 is an SS solution of type (1, 2). Meanwhile, there exists a constant $\Phi_0 \in (0, \frac{1}{36})$, for $\Phi \in (-\Phi_0, 0)$, the unique Jeffery-Hamel solution $\bar{\mathbf{u}}_-$ in Part (2) of Theorem 8.1 satisfying (74)-(75) is an SS solution of type (0, 1).

Proof. According to Part (2) of Theorem 1.2, the Jeffery-Hamel solution cannot be of type (1, 0) because there exists no self-similar solution of type (1, 0) when $\alpha = \frac{\pi}{2}$. In addition, it cannot be of type (1, 1) when $\Phi \neq 0$ because a symmetric self-similar solution of type (1, 1) has zero flux (see (73) for the definition of symmetry).

Next, we rule out the possibility of types (m, m) , $(m, m + 1)$, $(m + 1, m)$, $(m, 0)$, $m \geq 2$ for $\bar{\mathbf{u}}_{\pm}$. Suppose $\bar{\mathbf{u}}_{\pm}$ corresponds to the triple of roots (e_1, e_2, e_3) and is of the type (m, m) , $(m, m + 1)$, $(m + 1, m)$, or $(m, 0)$, $m \geq 2$. First of all, it follows from (75) that

$$\max\{e_1, -e_2\} = \max_{\theta \in [-\frac{\pi}{2}, \frac{\pi}{2}]} |f(\theta)| \leq 6|\Phi| < \frac{1}{6}. \quad (76)$$

Then using (28), we have

$$I(e_1, e_2) = \frac{\sqrt{6}K(\bar{\gamma})}{\sqrt{e_1 - e_3}} \leq \frac{1}{m} \frac{\pi}{2} \leq \frac{\pi}{4}.$$

Assume that $e_1^*(\frac{\pi}{4})$ is the root satisfying

$$I_+ \left(e_1^* \left(\frac{\pi}{4} \right), 0 \right) = \frac{\pi}{4}.$$

We have $e_1 \geq e_1^*(\frac{\pi}{4})$. Suppose it was not correct, that is, $0 < e_1 < e_1^*(\frac{\pi}{4})$. Since $e_2 \leq 0$, by virtue of (45) and Lemma 3.4,

$$I(e_1, e_2) \geq I(e_1, 0) = I_+(e_1, 0) > I_+ \left(e_1^* \left(\frac{\pi}{4} \right), 0 \right) = \frac{\pi}{4}.$$

This leads to a contradiction, and hence $e_1 \geq e_1^*(\frac{\pi}{4})$. On the other hand,

$$I_+ \left(\frac{1}{6}, 0 \right) = \int_0^{\frac{1}{6}} \frac{df}{\sqrt{-\frac{2}{3}(f - \frac{1}{6})f(f + \frac{37}{6})}} > \int_0^1 \frac{3dg}{\sqrt{38(1-g)g}} = \frac{3}{\sqrt{38}}\pi > \frac{\pi}{4}. \quad (77)$$

According to Lemma 3.4, (77) implies that $e_1 \geq e_1^*(\frac{\pi}{4}) > \frac{1}{6}$. This contradicts with (76), and then $\bar{\mathbf{u}}_{\pm}$ can not be of type (m, m) , $(m, m + 1)$, $(m + 1, m)$, $(m, 0)$ with $m \geq 2$ if $|\Phi| < \frac{1}{36}$.

Next, we will rule out the possibility of type $(2, 1)$. Suppose that the solution corresponds to the triple of roots (e_1, e_2, e_3) and is of the type $(2, 1)$. Note that we have

$$I(e_1, e_2) = \frac{\sqrt{6}K(\bar{\gamma})}{\sqrt{e_1 - e_3}} < \frac{\pi}{2}. \quad (78)$$

Meanwhile, $K(\bar{\gamma}) \geq \frac{\pi}{2}$ for $\bar{\gamma} \geq 0$. Therefore, using (78), one can obtain

$$6 < e_1 - e_3 = 6 + 2e_1 + e_2,$$

which says

$$0 < -e_2 < 2e_1. \quad (79)$$

Note that

$$\begin{aligned}
 I_{2,1}(e_1, e_2) &= I(e_1, e_2) + I_+(e_1, e_2) \\
 &= \frac{\sqrt{6}K(\bar{\gamma})}{\sqrt{e_1 - e_3}} + \int_0^{e_1} \frac{df}{\sqrt{-\frac{2}{3}(f - e_1)(f - e_2)(f - e_3)}} \\
 &= \frac{\sqrt{6}K(\bar{\gamma})}{\sqrt{6 + 2e_1 + e_2}} + \int_0^1 \frac{dg}{\sqrt{\frac{2}{3}(1 - g)(g - \frac{e_2}{e_1})(e_1g + 6 + e_1 + e_2)}}.
 \end{aligned}$$

Since $e_1 \in (0, \frac{1}{6})$ and $e_2 \in (-\frac{1}{6}, 0)$ due to (76), one has

$$\frac{\sqrt{6}K(\bar{\gamma})}{\sqrt{6 + 2e_1 + e_2}} > \frac{\sqrt{6}K(0)}{\sqrt{6 + \frac{1}{3}}} > 0.97 \cdot \frac{\pi}{2}.$$

Meanwhile, since $0 < -e_2 < 2e_1$,

$$\begin{aligned}
 \int_0^1 \frac{dg}{\sqrt{\frac{2}{3}(1 - g)(g - \frac{e_2}{e_1})(e_1g + 6 + e_1 + e_2)}} &\geq \int_0^1 \frac{dg}{\sqrt{\frac{2}{3}(1 - g)(g + 2) \cdot \frac{19}{3}}} \\
 &= \frac{3}{\sqrt{38}} \cdot 2 \arctan \frac{\sqrt{2}}{2} > 0.32 \cdot \frac{\pi}{2}.
 \end{aligned}$$

It gives a contradiction to the fact that $I_{2,1}(e_1, e_2) = \frac{\pi}{2}$.

There are only two possibilities left. One is type (0, 1) and the other is type (1, 2). Of course, the type (0, 1) has a negative flux. Last, we will prove that the type (1, 2) flow has the positive flux when (e_1, e_2) is close to (0, 0). Assume that (e_1, e_2, e_3) provides a flow of type (1, 2), satisfying that

$$I_{1,2}(e_1, e_2) = \frac{\pi}{2}.$$

As proved in Lemma 6.2, for each $e_1 > 0$, e_2 is uniquely determined by e_1 , and we denote it by $e_2(e_1)$. We will prove that

$$J_{1,2}(e_1, e_2(e_1)) > 0,$$

when $e_1 > 0$ and is close to 0.

Lemma 8.3. *It holds that*

$$\lim_{e_1 \rightarrow 0^+} \frac{e_2(e_1)}{e_1} = 0, \quad \text{and} \quad \lim_{e_1 \rightarrow 0^+} \frac{J_{1,2}(e_1, e_2(e_1))}{e_1} = \frac{\pi}{2} > 0.$$

Proof. First, we prove that

$$\lim_{e_1 \rightarrow 0^+} \frac{e_2(e_1)}{e_1} = 0. \tag{80}$$

Following the same proof for (79), one has

$$0 < -e_2 < 2e_1. \tag{81}$$

It implies $\lim_{e_1 \rightarrow 0^+} e_2(e_1) = 0$.

Since

$$I_{1,2}(e_1, e_2(e_1)) = I(e_1, e_2(e_1)) + I_-(e_1, e_2(e_1)),$$

and

$$\lim_{e_1 \rightarrow 0^+, e_2 \rightarrow 0^-} I(e_1, e_2) = I(0, 0) = K(0) = \frac{\pi}{2},$$

it holds that

$$\lim_{e_1 \rightarrow 0^+} I_-(e_1, e_2(e_1)) = 0. \quad (82)$$

Meanwhile,

$$\begin{aligned} I_-(e_1, e_2) &= \int_{e_2}^0 \frac{df}{\sqrt{-\frac{2}{3}(f-e_1)(f-e_2)(f-e_3)}} \\ &= \frac{\sqrt{-e_2}}{\sqrt{e_1}} \int_0^1 \frac{dg}{\sqrt{\frac{2}{3}\left(1-\frac{e_2}{e_1}g\right)(1-g)(e_2g+6+e_1+e_2)}}. \end{aligned} \quad (83)$$

It follows from (81) that for $\delta > 0$ small enough and $e_1 \in (0, \delta)$, $e_2 \in (-\delta, 0)$ that, there exists some $C(\delta) > 0$ such that

$$\frac{1}{C(\delta)} \leq \int_0^1 \frac{dg}{\sqrt{\frac{2}{3}\left(1-\frac{e_2}{e_1}g\right)(1-g)(e_2g+6+e_1+e_2)}} \leq C(\delta).$$

This together with (81), (82), (83) implies that

$$\lim_{e_1 \rightarrow 0^+} \frac{\sqrt{-e_2(e_1)}}{\sqrt{e_1}} = 0$$

and proves (80).

Consider that

$$J_{1,2}(e_1, e_2) = \underline{J_+(e_1, e_2)} - \underline{J_+(e_1, 0)} + \underline{J_+(e_1, 0)} - \underline{J_+(0, 0)} + \underline{2J_-(e_1, e_2)}. \quad (84)$$

Herein, as shown in the proof of Lemma 6.6,

$$\begin{aligned} \frac{\partial}{\partial e_2} J_+(e_1, e_2) &= \int_0^{e_1} \frac{(3+e_2+\frac{1}{2}e_1)f df}{\sqrt{\frac{2}{3}(e_1-f)[(f-e_2)(f+6+e_1+e_2)]^{\frac{3}{2}}}} \\ &= \int_0^1 \frac{(3+e_2+\frac{1}{2}e_1)g dg}{\sqrt{\frac{2}{3}(1-g)[(g-\frac{e_2}{e_1})(e_2g+6+e_1+e_2)]^{\frac{3}{2}}}}. \end{aligned}$$

Hence,

$$\lim_{e_1 \rightarrow 0^+, \frac{e_2}{e_1} \rightarrow 0} \frac{\partial}{\partial e_2} J_+(e_1, e_2) = \int_0^1 \frac{3 dg}{\sqrt{\frac{2}{3}(1-g)g} \cdot 6^{\frac{3}{2}}} = \int_0^1 \frac{dg}{4\sqrt{(1-g)g}} = \frac{\pi}{4} > 0.$$

Similarly, for the second part of (84), same as (56), we have

$$\frac{d}{de_1} J_+(e_1, 0) = \int_0^1 \frac{\frac{1}{2}e_1 g^2 + \frac{1}{2}e_1 g + 6g}{\sqrt{\frac{2}{3}(1-g)g}(e_1 g + 6 + e_1)^3} dg.$$

Hence,

$$\lim_{e_1 \rightarrow 0^+} \frac{J_+(e_1, 0) - J_+(0, 0)}{e_1} = \int_0^1 \frac{\sqrt{g} dg}{\sqrt{\frac{2}{3}(1-g)} \cdot 6} = \frac{\pi}{4} > 0.$$

For the last part of (84), when (e_1, e_2) is close to $(0, 0)$,

$$\begin{aligned} |J_-(e_1, e_2)| &= \left| \int_{e_2}^0 \frac{f df}{\sqrt{\frac{2}{3}(e_1 - f)(f - e_2)(f + 6 + e_1 + e_2)}} \right| \leq C \left| \int_{e_2}^0 \frac{f df}{\sqrt{(e_1 - f)(f - e_2)}} \right| \\ &\leq C \frac{\sqrt{-e_2}}{\sqrt{e_1}} \left| \int_{e_2}^0 \frac{\sqrt{-f} df}{\sqrt{f - e_2}} \right| \leq C \cdot (-e_2). \end{aligned}$$

Combining the above estimates, we finish the proof for Lemma 8.3. \square

Lemma 8.3 yields that the flow of type $(1, 2)$ has positive flux when $\max\{|e_1|, |e_2|\}$ is small. Now we can conclude that the unique Jeffery-Hamel symmetric flow obtained in Theorem 8.1 is of type $(0, 1)$ when the flux $\Phi < 0$ and $|\Phi|$ is small, while the flow is of type $(1, 2)$ when $0 < \Phi < \frac{1}{36}$. Hence, the proof for Proposition 8.2 is completed. \square

Combining the results in Theorem 8.1 and Proposition 8.2, we finish the proof for Theorem 1.4.

Acknowledgement. The research of Gui is supported by University of Macau research grants CPG2024-00016-FST, SRG2023-00011-FST, UMDP Professorial Fellowship of Mathematics, and Macao SAR FDCT 0003/2023/RIA1. The research of Wang is partially supported by NSFC grants 12171349 and 12271389. The research of Xie is partially supported by NSFC grant 12250710674, the Fundamental Research Funds for the Central Universities, and Program of Shanghai Academic Research Leader 22XD1421400. The authors thank Professor Vladimír Šverák for many helpful discussions.

REFERENCES

- [1] J. Bang, C. Gui, H. Liu, Y. Wang, and C. Xie. Rigidity of steady solutions to the Navier-Stokes equations in high dimensions. *arXiv preprint arXiv:2306.05184*, 2023.
- [2] W. H. H. Banks, P. G. Drazin, and M. B. Zaturka. On perturbations of Jeffery-Hamel flow. *J. Fluid Mech.*, 186:559–581, 1988.
- [3] W. Borchers, G. P. Galdi, and K. Pileckas. On the uniqueness of Leray-Hopf solutions for the flow through an aperture. *Arch. Rational Mech. Anal.*, 122(1):19–33, 1993.

- [4] W. Borchers and K. Pileckas. Existence, uniqueness and asymptotics of steady jets. *Arch. Rational Mech. Anal.*, 120(1):1–49, 1992.
- [5] P. G. Drazin and N. Riley. *The Navier-Stokes equations: a classification of flows and exact solutions*, volume 334 of *London Mathematical Society Lecture Note Series*. Cambridge University Press, Cambridge, 2006.
- [6] L. E. Fraenkel. Laminar flow in symmetrical channels with slightly curved walls. I. On the Jeffery-Hamel solutions for flow between plane walls. *Proc. Roy. Soc. London Ser. A*, 267:119–138, 1962.
- [7] G. P. Galdi. *An introduction to the mathematical theory of the Navier-Stokes equations*. Springer Monographs in Mathematics. Springer, New York, second edition, 2011. Steady-state problems.
- [8] G. P. Galdi, M. Padula, and V. A. Solonnikov. Existence, uniqueness and asymptotic behaviour of solutions of steady-state Navier-Stokes equations in a plane aperture domain. *Indiana Univ. Math. J.*, 45(4):961–995, 1996.
- [9] J. Guillod and P. Wittwer. Generalized scale-invariant solutions to the two-dimensional stationary Navier-Stokes equations. *SIAM J. Math. Anal.*, 47(1):955–968, 2015.
- [10] A. Gusarov. Entrainment flow of a jet emerging into a half-space with the no-slip boundary condition. *Physics of Fluids*, 32(8), 2020.
- [11] G. Hamel. Spiralförmige bewegungen zäher flüssigkeiten. *Jahresbericht der deutschen mathematiker-vereinigung*, 25:34–60, 1917.
- [12] G. B. Jeffery. The two-dimensional steady motion of a viscous fluid. *The London, Edinburgh, and Dublin Philosophical Magazine and Journal of Science*, 29(172):455–465, 1915.
- [13] H. Jia and V. Šverák. Asymptotics of stationary navier stokes equations in higher dimensions. *Acta Mathematica Sinica, English Series*, 34(4):598–611, dec 2017.
- [14] T. Kobayashi. Jeffery-Hamel’s flows in the plane. *J. Math. Sci. Univ. Tokyo*, 21(1):61–77, 2014.
- [15] T. Kobayashi. Steady Navier-Stokes equations with Poiseuille and Jeffery-Hamel flows in \mathbb{R}^2 . *Rocky Mountain J. Math.*, 49(6):1909–1929, 2019.
- [16] A. Korolev and V. Šverák. On the large-distance asymptotics of steady state solutions of the Navier-Stokes equations in 3D exterior domains. *Ann. Inst. H. Poincaré C Anal. Non Linéaire*, 28(2):303–313, 2011.
- [17] H. Miura and T.-P. Tsai. Point singularities of 3D stationary Navier-Stokes flows. *J. Math. Fluid Mech.*, 14(1):33–41, 2012.
- [18] S. A. Nazarov, A. Sequeira, and J. H. Videman. Steady flows of Jeffrey-Hamel type from the half-plane into an infinite channel. I. Linearization on an antisymmetric solution. *J. Math. Pures Appl. (9)*, 80(10):1069–1098, 2001.
- [19] S. A. Nazarov, A. Sequeira, and J. H. Videman. Steady flows of Jeffery-Hamel type from the half-plane into an infinite channel. II. Linearization on a symmetric solution. *J. Math. Pures Appl. (9)*, 81(8):781–810, 2002.
- [20] L. Rivkind and V. A. Solonnikov. Jeffery-Hamel asymptotics for steady state Navier-Stokes flow in domains with sector-like outlets to infinity. *J. Math. Fluid Mech.*, 2(4):324–352, 2000.
- [21] L. Rosenhead. The steady two-dimensional radial flow of viscous fluid between two inclined plane walls. *Proceedings of the Royal Society of London. Series A. Mathematical and Physical Sciences*, 175(963):436–467, 1940.

- [22] V. Šverák. On Landau's solutions of the Navier-Stokes equations. volume 179, pages 208–228. 2011. Problems in mathematical analysis. No. 61.
- [23] E. T. Whittaker and G. N. Watson. *A course of modern analysis. An introduction to the general theory of infinite processes and of analytic functions: with an account of the principal transcendental functions.* Cambridge University Press, New York, fourth edition, 1962.

INSTITUTE FOR THEORETICAL SCIENCES, WESTLAKE UNIVERSITY, CHINA

Email address: `jhbang@westlake.edu.cn`

DEPARTMENT OF MATHEMATICS, FACULTY OF SCIENCE AND TECHNOLOGY, UNIVERSITY OF MACAU, TAIPA, MACAO AND DEPARTMENT OF MATHEMATICS, THE UNIVERSITY OF TEXAS AT SAN ANTONIO, ONE UTSA CIRCLE, SAN ANTONIO, TEXAS, 78249

Email address: `Changfeng.Gui@utsa.edu`

SCHOOL OF MATHEMATICAL SCIENCES AND INSTITUTE OF NATURAL SCIENCES, SHANGHAI JIAO TONG UNIVERSITY, 800 DONGCHUAN ROAD, SHANGHAI, CHINA

Email address: `mathhao.liu@sjtu.edu.cn`

SCHOOL OF MATHEMATICAL SCIENCES, CENTER FOR DYNAMICAL SYSTEMS AND DIFFERENTIAL EQUATIONS, SOOCHOW UNIVERSITY, SUZHOU, CHINA

Email address: `ywang3@suda.edu.cn`

SCHOOL OF MATHEMATICAL SCIENCES, INSTITUTE OF NATURAL SCIENCES, MINISTRY OF EDUCATION KEY LABORATORY OF SCIENTIFIC AND ENGINEERING COMPUTING, AND CMA-SHANGHAI, SHANGHAI JIAO TONG UNIVERSITY, 800 DONGCHUAN ROAD, SHANGHAI, CHINA

Email address: `cjxie@sjtu.edu.cn`