

Can Large Language Models Serve as Effective Classifiers for Hierarchical Multi-Label Classification of Scientific Documents at Industrial Scale?

Seyed Amin Tabatabaei¹, Sarah Fancher², Michael Parsons², Arian Askari³

¹Elsevier s.tabatabaei@elsevier.com

²SSRN {sarah.fancher, michael}@ssrn.com

³Leiden University a.askari@liacs.leidenuniv.nl

Abstract

We address the task of hierarchical multi-label classification (HMC) of scientific documents at an industrial scale, where hundreds of thousands of documents must be classified across thousands of dynamic labels. The rapid growth of scientific publications necessitates scalable and efficient methods for classification, further complicated by the evolving nature of taxonomies—where new categories are introduced, existing ones are merged, and outdated ones are deprecated. Traditional machine learning approaches, which require costly retraining with each taxonomy update, become impractical due to the high overhead of labelled data collection and model adaptation. Large Language Models (LLMs) have demonstrated great potential in complex tasks such as multi-label classification. However, applying them to large and dynamic taxonomies presents unique challenges as the vast number of labels can exceed LLMs’ input limits. In this paper, we present novel methods that combine the strengths of LLMs with dense retrieval techniques to overcome these challenges. Our approach avoids retraining by leveraging zero-shot HMC for real-time label assignment. We evaluate the effectiveness of our methods on SSRN, a large repository of preprints spanning multiple disciplines, and demonstrate significant improvements in both classification accuracy and cost-efficiency. By developing a tailored evaluation framework for dynamic taxonomies and publicly releasing our code, this research provides critical insights into applying LLMs for document classification, where the number of classes corresponds to the number of nodes in a large taxonomy, at an industrial scale.

1 Introduction

The rapid increase in scientific publications presents growing challenges for categorizing these documents in digital repositories. While the volume of papers is significant, the complexity is further increased by the wide range of topics, which are hierarchically organized in a taxonomy since the topics can be viewed as subcategories of broader categories within this hierarchy (Liu et al., 2023; Toney and Dunham, 2022).

However, taxonomies are not static. Domain experts and librarians frequently update them to reflect advancements in various fields. Categories are regularly introduced, merged, or deprecated to ensure the taxonomy remains up-to-date and relevant. Although HMC has been explored in prior studies, these methods typically assume a fixed taxonomy. To the best of our knowledge, no existing work considers the dynamic nature of taxonomies.

Given a scientific document and a hierarchical taxonomy of labels, our task is to perform multi-label classification by identifying which leaf node labels from the taxonomy are most appropriate for the document. Current classification approaches, relying on static labels, require retraining whenever the taxonomy changes. This process demands significant amounts of new labeled data given each frequent update of the taxonomy, leading to impractical solutions due to the high cost and time required. Moreover, the large scale of these taxonomies often surpasses the input limitations of most LLMs (Chang et al., 2024; Xiong et al., 2020; Karpukhin et al., 2020), which would otherwise be suitable for such complex tasks.

Label assignment is inherently subjective, as experts may assign different labels to the same document (as illustrated in Figure 3 in the Appendix). Our analysis showed that human classification ac-

curacy² varies between 65% and 90%, depending on document complexity and taxonomy changes. This inconsistency emphasizes the need for an automated, scalable solution that ensures more consistent and reliable classification results.

In this paper, we propose a novel approach that combines the strengths of LLMs with dense retrieval models. Our methods avoid the high retraining costs associated with machine learning-based approaches by employing zero-shot method for label assignment in large, dynamic taxonomies. We demonstrate the effectiveness of our approach on SSRN, a vast digital repository, showing significant improvements in both accuracy and cost-effectiveness. By automating document categorization, we reduce the costs from \$3.50 per document to approximately 20 cents, marking a pivotal shift for businesses aiming to scale classification efforts while maintaining accuracy.

Our contributions are as follows:

- We propose methods for multi-label classification that do not require retraining. These methods leverage LLMs and dense retrieval models to handle large, dynamic taxonomies, making them highly applicable to real-world scenarios where taxonomy structures are periodically evolving.
- We introduce a new dataset of scientific documents labeled across multiple disciplines by domain experts. The dataset includes hierarchical, dynamic labels, reflecting the complex structure of modern taxonomies.
- We propose a novel evaluation framework tailored to dynamic taxonomies, moving beyond static taxonomies to demonstrate the effectiveness of our methods in a realistic, evolving environment.
- We release the code for our methods, enabling reproducibility and fostering future work in HMC with dynamic taxonomies.³

²We define human classification as the process of annotating scientific documents under time constraints, which can increase the likelihood of errors due to limited review time. To assess the performance of human classification, a senior and highly experienced subject matter expert annotated the documents with high precision, providing a reference for human accuracy in this context.

³The code and dataset are available at <https://github.com/tabatabaeis/SSRN-LLM-TaxoClass>

2 Related Work

HMC of scientific documents has been extensively studied, often with small datasets or static taxonomies (Zangari et al., 2024; Wang and Gao, 2024; Zhu et al., 2024; Zhang et al., 2023; Fard et al., 2023; Pal et al., 2020).

Previous datasets (Kowsari et al., 2017; Lu and Getoor, 2003; Yang et al., 2018; Santos and Rodrigues, 2009) such as the Cora (McCallum et al., 2000) and Citeseer (Giles et al., 1998) lack hierarchical structures or are limited to a small set of papers. While newer datasets like SciHTC (Sadat and Caragea, 2022) introduce more hierarchical complexity, they still assume a static taxonomy.

In our extensive experiments, we found SPECTER2 (Singh et al., 2022) as the most effective baseline on our dataset, which is why we compare our proposed method with it throughout this paper, referring to SPECTER2 as the SOTA on our business-specific dataset. SPECTER (Cohan et al., 2020) processes paper titles and abstracts, optimizing a triplet margin loss that ensures papers with citation links have more similar embeddings than those without. SPECTER2 builds upon this by fine-tuning on four additional tasks: classification, regression, proximity, and retrieval. We further adapt SPECTER2 to our hierarchical multi-label classification task, fine-tuning it for each update of our evolving taxonomy. This process includes manually annotating hundreds of thousands of documents with the new taxonomy labels after each change. To the best of our knowledge, no prior work has explored the use of LLMs for HMC with either static or dynamic taxonomies. Our work addresses this gap by combining LLMs with dense retrieval models, offering a scalable solution without the need for training.

3 Dataset Description

3.1 Document Data

Document Data includes preprints characterized by title, abstract, and keywords, forming the basis for taxonomy label assignment. See Table 1 for the statistics. In this work, we refer to the preprint or document’s ‘content’ as its title, abstract, and keywords. These features encapsulate the core content and context of each document, serving as the basis for assigning labels from the established taxonomy.

To maintain objectivity and avoid bias, the labelling process excludes author affiliations. For example, a document authored by an individual

from a university’s law department would not automatically receive labels pertinent to legal studies. This approach ensures that labels are derived solely from the document’s content. While full text is available, it was excluded due to LLM token limits and computational costs, as well as feedback from Subject Matter Experts (SMEs) indicating that manual classification typically relies on meta-data alone.

3.2 Taxonomy Structure

The taxonomy structure is a hierarchical tree with nodes representing scientific disciplines, some with up to nine levels. The taxonomy is extensive, encompassing several thousand nodes, with some branches extending up to nine levels deep. Each node in the taxonomy is defined by its label (name), ID, and its relationships with parent and child nodes. Additionally, some nodes include a brief description that describes the type of research applicable to that specific node. The taxonomy is not static; it is regularly reviewed and updated by experts from the repository to reflect the ongoing developments in scientific research. This process may involve adding, removing, or merging nodes to ensure the taxonomy remains up-to-date. The latest version is available on SSRN⁴.

3.3 Taxonomy Preparation and Enhancement

Table 1: Dataset Statistics.

Statistic	Max	Avg	Min
Word-level length statistics			
Title	28	13	3
Keywords	41	9	0
Abstract	400	180	20
Hierarchy statistics			
Leaf labels	2778 (Total)		
Parent labels	477 (Total)		
Children per parent	159	6.86	-
Leaf node depth	9	4.39	-

Acronym expansion. Our analysis of the taxonomy revealed that many labels contained acronyms, often derived from the names of parent nodes, though some were unrelated. While SMEs generally understand these acronyms, we found that expanding them into full forms enhances LLM comprehension. For instance, FoodSciRN in labels such as "*FoodSciRN Conferences & Meetings*"

⁴<https://papers.ssrn.com/sol3/DisplayJournalBrowse.cfm>

refers to "*Food Science Research Network*," a parent label. Similarly, OPER in labels like "*OPER Subject Matter eJournals*" stands for "*Operations Research Network*,".

Label description generation. Our experiments showed that adding label descriptions significantly improved classification effectiveness of various classification approaches. However, manually creating descriptions for around a thousand taxonomy nodes was impractical. To address this, we used GPT-4 to automatically generate descriptions. To produce meaningful descriptions, the following information was included in the prompt provided to ChatGPT-4: (i) Label Name: The name of the node; (ii) Parent Name: The name of the parent node; and (iii) Parent Description: The description of the parent node, if available. The prompt is presented in Figure 4. We also included a sample description from a node at a similar depth in the taxonomy to guide GPT-4 through few-shot learning. SMEs evaluated the generated descriptions, confirming that most were high quality and suitable for our task. Automating this process enriched the dataset and enhanced the performance of our multi-label classification methods.

4 Methods

We propose two strategies for HMC of scientific documents. The first strategy relies solely on LLMs to traverse the taxonomy and select relevant labels. The second strategy, includes three approaches, combines bi-encoder models for initial filtering, followed by LLM-based refinement of the label selection. The following subsections provide a detailed breakdown of each approach.

4.1 LLM-Traversal-LLM-Select (TravSelect)

In the TravSelect approach, an iterative hierarchical classification process is employed. This involves prompting the LLM to traverse the taxonomy layer by layer using a Breadth-First Search strategy: (i) **First Step:** The LLM prompted to evaluate top-level taxonomy nodes to identify relevant categories based on the scientific document’s content. (ii) **Iterative Process:** Each selected node in a layer can either be a leaf, i.e., a node without children, or a parent node. All selected leaf nodes are added to the set of selected nodes. For the selected parent nodes, the LLM continues narrowing down and progressively assessing their children. (iii) **Final Selection:** The process continues until

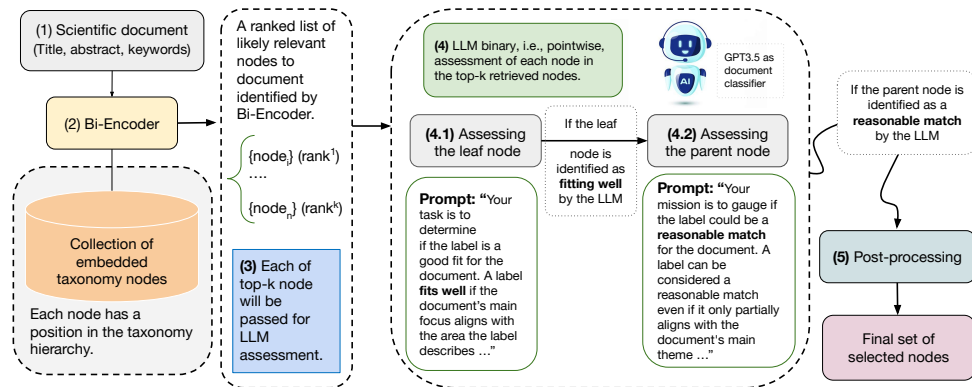


Figure 1: An illustration of our most effective proposed method, LLM-Select-Pointwise (LLM-SelectP).

there is no more parent node among selected nodes, resulting in a set of selected leaf nodes. The prompt template can be seen in Figure 5 in the appendix.

4.2 Initial Filtering with Bi-Encoder Models

This set of approaches begins with a common step: filtering the taxonomy using a bi-encoder model. This step involves ranking all leaf nodes of the taxonomy based on their similarity to the given scientific document’s content. The bi-encoder model computes the cosine similarity between the embeddings of the scientific document and the taxonomy nodes where each node is represented by its name and description. The objective is to eliminate irrelevant leaf nodes early, reducing the computational load for subsequent steps.

In our experiments, we evaluated several bi-encoder models to assess their effectiveness in ranking human-selected labels among the top positions, as shown in Figure 2. In this setup, we only had only one perfect set of labels for each scientific document. The "sentence-transformers/all-mpnet-base-v2" model consistently outperformed other models and was thus selected for the initial filtering step in all subsequent approaches. We also explored different top-k depths, ranging from 10 to 100. Consequently, to optimize both effectiveness and computational costs, we present the top 40 leaf nodes, as suggested by SMEs after analyzing the best performing methods results, from the bi-encoder model, along with their hierarchical context (i.e., the full path to the root) as the pruned taxonomy (PT), to our proposed LLM-based classification methods, where each method uses this information differently to select the most relevant labels from this pruned set, considering both the document content and hierarchical relationships.

4.3 LLM-Based classification methods

After filtering, each approach differentiates in how it utilizes LLMs for multi-label classification:

4.3.1 LLM-Select-One-Pass (LLM-SelectO)

LLM-SelectO adopts a one-pass selection approach, where the LLM is tasked with simultaneously classifying all potential labels in a single prompt, as opposed to individual pointwise classification. The LLM is prompted with the PT, including the description of each label, and tasked with selecting the most relevant labels, considering both the scientific document’s content and the hierarchical relationships within the pruned taxonomy. The prompt is presented in Figure 6 in appendix.

4.3.2 LLM-Rerank

In LLM-Rerank, the LLM is used to assign relevancy scores to the each node from the PT. The process involves: (i) **Relevancy Scoring**: The LLM assigns a score to each node and its direct parent in the PT based on its similarity to the scientific document used to sort nodes. The prompt is presented in Figure 7 in appendix. (ii) **Re-Ranking**: The scores are then used to rank the taxonomy leaf nodes by applying mathematical functions that consider both the children node scores and their parent nodes. The used mathematical functions are as follow: (1) Using only the leaf node’s score; (2) Averaging the score of the leaf node with its direct parent; (3) Averaging the score of the leaf node with all its ancestor nodes; and (4) Using the harmonic mean of the leaf node’s score and those of all its ancestor nodes. We empirically found that the most effective mathematical function for calculating the final relevance score is the assigned scores to the leaf nodes themselves without considering the parents.

4.3.3 LLM-Select-Pointwise (LLM-SelectP)

LLM-SelectP follows a pointwise classification approach, breaking down the HMC task into a series of independent binary classification decisions as illustrated in Figure 1. The process is divided into the following steps: (i) **Leaf Node Assessment:** The LLM determines whether each leaf node is relevant based on its description (its prompt is presented in Figure 8 in appendix); (ii) **Parent Node Assessment:** The LLM assesses parent nodes to ensure contextual relevance within the hierarchy (its prompt is presented in Figure 9 in appendix); (iii) **Label Adjustment:** The number of selected labels is adjusted to meet the predefined range, ensuring sufficient but not excessive label assignment.

4.4 Post-Processing

All approaches conclude with a post-processing step to refine the final label set, a recommendation from SMEs. This step is highly task-dependent and tailored to the specific requirements of the given problem. (i) **Decreasing the Number of Labels:** If more than five labels are selected, the label set will be reduced. The LLM is provided with the selected nodes and their parents and is prompted to choose the most relevant five labels, ensuring the number of labels per document remains within the preferred range, the prompt presented in Figure 10 in appendix. This is not applied for LLM-Rerank method where the labels are already scored and top-k labels could be selected straightforwardly. (ii) **Decreasing number of siblings.** This step is based on SME’s suggestion and the goal is to ensure that not all labels are selected from one parent; preventing from being biased to a single subcategory within the taxonomy.

5 Evaluation Framework

Given the possibility of having multiple perfect label sets for each document, we could not rely on a gold dataset for evaluation. Instead, we engaged SMEs to provide direct feedback on the labels assigned by each method to scientific documents. SMEs reviewed a set of 100 documents for each method, evaluating the accuracy and relevance of the assigned labels. To evaluate the HMC models, we used two metrics: (i) **Correctness:** A binary metric indicating whether the SME deemed the selected label set by the appropriate. We report the percentage of positive responses as accuracy. (ii) **Subjective Evaluation:** SMEs rated label

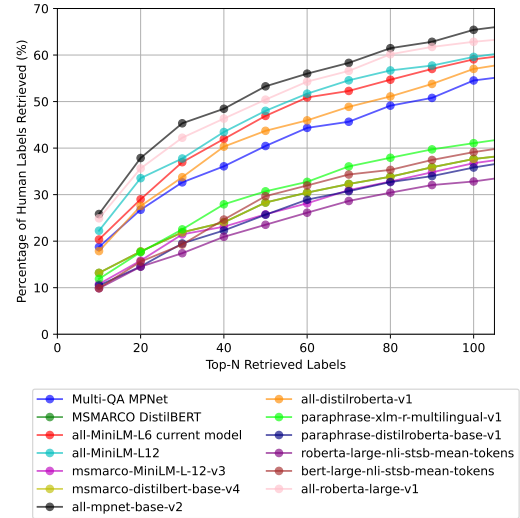


Figure 2: Comparative performance of different bi-encoders.

quality on a 1-5 scale. The detailed explanation of scores is given in Table 3 in Appendix. We used the GENEX, an evaluation tool developed by Elsevier (Figure 11), to assist SMEs in evaluating the labels and gathering quantitative feedback, including questions like "What is the ideal label set?", "Why did you assign this score?", and "What makes a label set unsuitable?" These insights were pivotal during the Proof of Concept (PoC) phase to address approach limitations.

6 Results

Table 2 presents accuracy and SME scoring metrics (S-1% to S-5%), which represent the percentage of documents rated from 1 (unacceptable quality) to 5 (excellent quality). The results show that our proposed methods, which combine a bi-encoder for initial filtering and classification by LLMs, outperform the previous SOTA, SPECTER2 (Singh et al., 2022). Our best method, LLM-SelectP, achieves an accuracy of 0.943 compared to 0.615 for SPECTER2. Furthermore, LLM-SelectP, by a large margin, achieves the highest effectiveness in terms of S-5%, with 32.9% of its predictions rated as perfect annotations, while the previous SOTA achieves 0% in this setup. Even other proposed methods are limited to 4.3% of predictions rated as perfect annotations. We also found that having the LLM approach the classification task alone, as in the Trav-Select method, results in lower effectiveness compared to all proposed methods and the previous SOTA. These results underscore the importance of effective initial label selection, par-

Table 2: Effectiveness results of different methods. Machine learning based method (Singh et al., 2022) is the previous SOTA on this task. S- i % refers to the percentage of the documents that are scored to i by SME for a method. SelectL and SelectP refers to Listwise and Pointwise respectively.

Method	Accuracy%	S-5% \uparrow	S-4% \uparrow	S-3% \uparrow	S-2% \downarrow	S-1% \downarrow
Machine learning based method						
Previous SOTA (Singh et al., 2022)	61.5	00.0	11.5	50.0	30.7	7.8
Only LLM-based method						
Trav-Select (ours)	50.0	4.3	14.3	25.7	22.9	32.9
Bi-encoder followed by LLM-based methods						
LLM-Rerank (ours)	70.0	0.0	4.3	60	31.4	4.3
LLM-SelectO (ours)	58.6	4.3	24.3	25.7	28.6	17.1
LLM-SelectP (ours)	94.3	32.9	38.6	22.9	4.3	1.4
Ablation analysis(Ours)						
LLM-SelectP w/o decreasing (random selection)	62.9	0.0	4.3	50.0	37.1	8.6
LLM-SelectP w/o description	85.7	2.9	15.7	60.0	18.6	2.9
LLM-SelectP w/o contextualization	85.7	2.9	28.6	57.1	7.1	4.3

ticularly for large taxonomies.

Ablation Analysis. We analyzed the importance of each component of LLM-SelectP’s full methodology. Table 2 shows skipping decreasing the number of labels reduced performance significantly with a drop of 32% in terms of accuracy. Furthermore, removing label descriptions where we only provide label title without its description and without contextualization where we skip evaluation of parent node results in a drop of about 9% in terms of accuracy indicating the importance of all of these steps in LLM-SelectP method.

7 Business Impact

The proposed AI Classification system implemented for SSRN, Elsevier’s preprint repository, has fundamentally transformed the process of document categorization. Prior to this, human classifiers manually assigned over 3,000 constantly evolving labels, which became increasingly impractical due to growing business demands and the rapid expansion of academic disciplines. By automating this process using ChatGPT 3.5, SSRN now classifies documents in a fraction of the time and at a fraction of the cost. Each manually classified document previously cost approximately \$3.50, while our system processes them for around \$0.20 each. With over 140,000 papers submitted annually, this reduction in classification costs results in substantial financial savings, projected to exceed \$100,000 in 2024 alone. This transformation allows SSRN to redirect resources towards strategic initiatives, ensuring

scalability and sustained operational efficiency as the volume of submissions grows. The system runs daily, eliminating the backlog that once delayed the processing of papers, and providing a consistent quality that surpasses the accuracy of manual classification. As SSRN scales, this AI-driven approach ensures that both cost and operational bottlenecks are mitigated, freeing up resources for more strategic initiatives and allowing SSRN to keep pace with the rapidly evolving academic landscape.

8 Conclusion

In this paper, we present novel approaches for HMC of scientific documents using LLMs and dense retrievers. Our methods, without the need for training, effectively handle large, dynamic taxonomies. Among the various approaches we proposed, the LLM-SelectP method achieved over 94% effectiveness in terms of accuracy, highlighting the potential of LLMs in large-scale, real-world classification tasks.

While our current approach successfully utilizes document metadata (title, abstract, and keywords) to maintain cost-effectiveness, future work could explore the integration of full-text analysis, particularly for cases where the system shows lower confidence in classification. Our decision to exclude full-text processing was primarily driven by cost considerations, as LLM processing costs typically scale with token count. However, a hybrid approach that selectively processes full text for ambiguous cases could potentially further improve accuracy while maintaining reasonable operational

costs.

References

- Yupeng Chang, Xu Wang, Jindong Wang, Yuan Wu, Linyi Yang, Kaijie Zhu, Hao Chen, Xiaoyuan Yi, Cunxiang Wang, Yidong Wang, et al. 2024. A survey on evaluation of large language models. *ACM Transactions on Intelligent Systems and Technology*, 15(3):1–45.
- Arman Cohan, Sergey Feldman, Iz Beltagy, Doug Downey, and Daniel S Weld. 2020. Specter: Document-level representation learning using citation-informed transformers. *arXiv preprint arXiv:2004.07180*.
- Maziar Moradi Fard, Paula Sorrolla Bayod, Kiomars Motarjem, Mohammad Alian Nejadi, Saber Akhondi, and Camilo Thorne. 2023. Learning section weights for multi-label document classification. *arXiv preprint arXiv:2311.15402*.
- C. Lee Giles, Kurt D. Bollacker, and Steve Lawrence. 1998. [Citeseer: An automatic citation indexing system](#). In *Proceedings of the Third ACM Conference on Digital Libraries*, DL '98, page 89–98, New York, NY, USA. Association for Computing Machinery.
- Vladimir Karpukhin, Barlas Oğuz, Sewon Min, Patrick Lewis, Ledell Wu, Sergey Edunov, Danqi Chen, and Wen-tau Yih. 2020. Dense passage retrieval for open-domain question answering. *arXiv preprint arXiv:2004.04906*.
- Kamran Kowsari, Donald E Brown, Mojtaba Heidarysafa, Kiana Jafari Meimandi, , Matthew S Gerber, and Laura E Barnes. 2017. Hdltext: Hierarchical deep learning for text classification. In *Machine Learning and Applications (ICMLA), 2017 16th IEEE International Conference on*. IEEE.
- Rundong Liu, Wenhan Liang, Weijun Luo, Yuxiang Song, He Zhang, Ruohua Xu, Yunfeng Li, and Ming Liu. 2023. Recent advances in hierarchical multi-label text classification: A survey. *arXiv preprint arXiv:2307.16265*.
- Qing Lu and Lise Getoor. 2003. Link-based classification. In *Proceedings of the 20th International Conference on Machine Learning (ICML-03)*, pages 496–503.
- Andrew Kachites McCallum, Kamal Nigam, Jason Rennie, and Kristie Seymore. 2000. [Automating the construction of internet portals with machine learning](#). *Inf. Retr.*, 3(2):127–163.
- Ankit Pal, Muru Selvakumar, and Malaikannan Sankarababu. 2020. Multi-label text classification using attention-based graph neural network. *arXiv preprint arXiv:2003.11644*.
- Mobashir Sadat and Cornelia Caragea. 2022. [Hierarchical multi-label classification of scientific documents](#). In *Proceedings of the 2022 Conference on Empirical Methods in Natural Language Processing*, pages 8923–8937, Abu Dhabi, United Arab Emirates. Association for Computational Linguistics.
- António Paulo Santos and Fátima Rodrigues. 2009. Multi-label hierarchical text classification using the acm taxonomy. In *14th Portuguese Conference on Artificial Intelligence (EPIA)*, volume 5, pages 553–564. Springer Berlin.
- Amanpreet Singh, Mike D’Arcy, Arman Cohan, Doug Downey, and Sergey Feldman. 2022. Scirepeval: A multi-format benchmark for scientific document representations. *arXiv preprint arXiv:2211.13308*.
- Autumn Toney and James Dunham. 2022. Multi-label classification of scientific research documents across domains and languages. In *Proceedings of the Third Workshop on Scholarly Document Processing*, pages 105–114.
- Min Wang and Yan Gao. 2024. A multi-label text classification model with enhanced label information. In *2024 27th International Conference on Computer Supported Cooperative Work in Design (CSCWD)*, pages 329–334. IEEE.
- Lee Xiong, Chenyan Xiong, Ye Li, Kwok-Fung Tang, Jialin Liu, Paul Bennett, Junaid Ahmed, and Arnold Overwijk. 2020. Approximate nearest neighbor negative contrastive learning for dense text retrieval. *arXiv preprint arXiv:2007.00808*.
- Pengcheng Yang, Xu Sun, Wei Li, Shuming Ma, Wei Wu, and Houfeng Wang. 2018. [SGM: Sequence generation model for multi-label classification](#). In *Proceedings of the 27th International Conference on Computational Linguistics*, pages 3915–3926, Santa Fe, New Mexico, USA. Association for Computational Linguistics.
- Alessandro Zangari, Matteo Marcuzzo, Matteo Rizzo, Lorenzo Giudice, Andrea Albarelli, and Andrea Gasparetto. 2024. Hierarchical text classification and its foundations: A review of current research. *Electronics*, 13(7):1199.
- Yu Zhang, Bowen Jin, Xiushi Chen, Yanzhen Shen, Yunyi Zhang, Yu Meng, and Jiawei Han. 2023. Weakly supervised multi-label classification of full-text scientific papers. In *Proceedings of the 29th ACM SIGKDD Conference on Knowledge Discovery and Data Mining*, pages 3458–3469.
- Chloe Qinyu Zhu, Rickard Stureborg, and Bhuwan Dhingra. 2024. Hierarchical multi-label classification of online vaccine concerns. *arXiv preprint arXiv:2402.01783*.

A Appendix

A.1 Explanation of Quality Scores for Classification

In this section, we explain the quality scores used in evaluating the classifications. Each score corresponds to a specific level of classification quality, ranging from unacceptable to excellent. The score descriptions focus on the presence of essential classifications, the occurrence of wrong or low-value classifications, and the overall impact on the discovery experience for researchers and the satisfaction of authors. The scores are defined at Table 3.

A.2 Subjectivity of Annotation

Figure 3 illustrates an example of a scientific document with three different sets of labels, each of which could be considered a perfect match for the document. This highlights the inherent subjectivity of the task, as multiple label sets can be deemed ideal for the same document. Consequently, this necessitates a dynamic evaluation approach tailored to each method.

A.3 Previous Solution: Human Classifiers

This section outlines some key challenges with the human classification system and the limitations of the current taxonomy structure, which has impacted the quality and consistency of classification over time.

A.3.1 Human Classifier Limitations

Several factors contribute to the varying levels of quality in the classification performed by human classifiers:

- **Part-time nature of the role:** SSRN classifiers are typically part-time contract workers, many of whom have other professional obligations. Until recently, the hourly wage was quite modest (only \$15 per hour), meaning that for some, the position was not a high-priority role. Consequently, there has been limited motivation to perform the job exceptionally well.
- **Lack of incentives:** Compensation for the classification work has not been directly tied to either speed or quality. Historically, there were no financial incentives such as pay raises for consistently high-quality work. This has led to varying levels of engagement and output quality across classifiers.
- **Cumbersome workflow:** The classification process has been organized around "networks," each with separate queues and individual classifiers. Due to this structure, a paper may be examined by different people, each responsible for classifying within a specific section of the taxonomy. This fragmented approach leads to inconsistencies in classification across different networks, as there is no unified process for adding all relevant classifications at once. Additionally, errors made by front-end processors (often low-wage workers without advanced subject matter knowledge) can result in papers being omitted from relevant queues, further compounding the inconsistency.

A.3.2 Taxonomy Structure Challenges

The structure and evolution of the taxonomy itself has also contributed to classification challenges:

- **Siloed taxonomies:** The current taxonomy system has developed over approximately 30 years, and was historically built in isolation across different networks. This has resulted in overlapping yet functionally separate silos (e.g., Cognitive Science, Neuroscience, and Decision Science) that conceptually overlap but are treated as distinct workflows. Only recently has there been an effort to integrate these taxonomies into a unified system and develop a holistic view of classification.
- **Inconsistent terminology and duplication:** Due to the historical isolation of taxonomies, there have been issues with overlap, inconsistent terminology, and duplication across categories. Furthermore, not all subject areas have a suitable label in the current taxonomy, which can lead to errors of omission during classification.
- **User-driven taxonomy:** The existing taxonomy has also been shaped by user demand, particularly through subscriber-driven email alerts. As a result, some labels are extremely broad (e.g., "Ecology eJournal"), while others are more niche (e.g., "Law, Policy, & Economics of Technical Standards eJournal"). This demand-driven approach has not always aligned with the subject matter itself, complicating the classification process.

Table 3: Quality scores for classification.

Score	Explanation
1	Unacceptable Quality. All essential classifications are missing.
2	Low Quality. One or more essential classifications are missing, minimal relevant classifications are present, and more than 1 classification is wrong. The low quality would prevent a good discovery experience for researchers and would irritate authors.
3	Acceptable Quality. No essential classifications are missing, at most one classification is wrong, and there may be some relevant classifications. Overall, this quality enables a decent discovery experience, satisfactory for most authors, and is nearly as good as a human classifier would provide.
4	Good Quality. All essential classifications are present, no classifications are wrong, and minimal low-value classifications exist. The quality supports discovery across disciplines and matches what we would expect from a human classifier, providing a good discovery experience that most authors would welcome.
5	Excellent Quality. All essential classifications are present, with no low-value or wrong classifications. Overall, the classifications match or exceed the quality of human classifiers, offering an excellent discovery experience that will please researchers and impress authors.

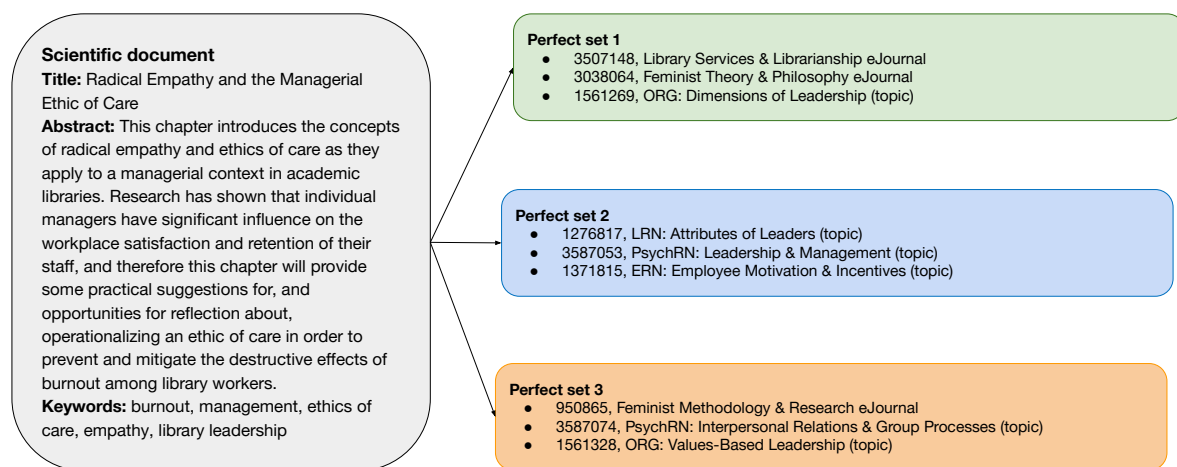


Figure 3: A document can belong to multiple perfect sets, each consisting of different combinations of relevant labels.

A.4 Prompts

A.5 Description Generation

The prompt of our description generation is presented in Figure 4.

You are an AI assistant designed to generate descriptions for labels used in classifying SSRN preprint articles. To do this, you should use the information in the name of the label, and also using the information about the parent of the label in the taxonomy.

Figure 4: The prompt of description generation.

A.6 Traverse Prompt

The prompt of our LLM-Traverse-LLM-Select (TravSelect) method is presented in Figure 5.

A.7 LLM-Select-One-Pass Prompt

The prompt of LLM-Select-One-Pass (LLM-SelectO) method is presented in Figure 6.

A.8 LLM-Rerank Prompt

The prompt of our LLM-Rerank method is presented in Figure 7.

A.9 LLM-Select-Pointwise Prompts

The prompts for the leaf label and parent label assessments in the LLM-Select-Pointwise method are shown in Figures 8 and 9.

A.10 Decreasing the number of labels

The prompt for decreasing the number of labels in post-processing is presented in Figure 10.

You are an AI trained to evaluate the relevance of multiple labels for a given SSRN pre-print document. For this task, you will receive the document's title, keywords, abstract, and a list of labels. Each label in the list has an ID, a name, and description. Your task is to determine which labels are the best fit for the document. A label fits well if the document's main focus aligns with the area the label describes. Your output should be a concise JSON object containing a list, 'best_labels', which only includes the ID of labels that best fit the document.

Figure 5: The prompt of LLM-Traverse-LLM-Select (TravSelect) method.

You are an AI assistant trained to evaluate the relevance of multiple labels for a given SSRN pre-print document. You will receive the document's title, keywords, abstract, and a taxonomy of labels. Each label in the taxonomy has an ID, a name, and description. Your task is to select the best-fitting leaf labels (having no children) for the document. A label is considered a good fit if:

- It directly relates to the core subject of the article.
- All its parents are relevant to the document.

Your output should be a concise JSON object containing a list, 'best_labels', which only includes the IDs of the labels that best fit the document.

Figure 6: The prompt of LLM-Select-One-Pass method.

You are an AI assistant helping me to find the conceptual similarity scores between an SSRN article and a list of {} labels.

Please ensure the following:

- Return a score for each label.
- Ensure there are {} scores in total.
- Ensure the scores are varied and accurately represent the level of similarity, rather than scoring a large percentage of labels the same.
- Consider the main theme of the article and the specific context in which keywords are used.
- Do not assign high similarity scores to labels that are only tangentially related or share a few keywords with the article. The focus should be on the overall subject matter of the article.
- Scores should have two decimal points for greater precision.

The output should be a JSON object named "scores" that contains a list of {} tuples. Each tuple should contain a label ID and a relevancy score between 0.01 and 1.00, indicating the level of relevancy between the label and the given document.

Figure 7: The prompt of LLM-Rerank method.

You are an AI trained to evaluate the relevance of a label for a given SSRN pre-print document. You will receive the document's title, keywords, abstract, and the label's ID, name, and description. Your task is to determine if the label is a good fit for the document. A label fits well if the document's main focus aligns with the area the label describes. Your output should be a concise JSON object. The JSON object should contain three keys: "main_focus", a very short representation of the document's main focus, "label_fit", representing the fit as a boolean value. It's crucial to utilize the entire scoring range to reflect varying degrees of relevancy. Please do not provide any further information or explanation in addition to the JSON object. Do not use the slash or backslash characters in your output.

Figure 8: The prompt of LLM-Select-Pointwise method for the leaf label assessment.

You are an AI, trained to assess the potential relevance of a label for a given SSRN pre-print document. You'll be provided with the document's title, keywords, abstract, and the label's name and description. Your mission is to gauge if the label could be a reasonable match for the document. A label can be considered a reasonable match even if it only partially aligns with the document's main theme. Your response should be a JSON object. This JSON object should include three keys: "main_focus", a brief summary of the document's main theme, "label_fit", indicating the fit as a boolean value, and "relevancy_score", showing the relevance as a score from 0 to 1. It's important to use the full scoring range to indicate varying levels of relevance. Do not use the slash or backslash characters in your output.

Figure 9: The prompt of LLM-Select-Pointwise method for the parent label assessment.

You are an AI trained to evaluate the relevance of multiple labels for a given SSRN pre-print document and select the top 5 labels that best fit the document. For this task, you will receive the document's title, keywords, abstract, and a list of labels. Each label in the list has an ID, name, and description. Your task is to determine which labels are the best fit for the document. A label fits well if the document's main focus aligns with the area the label describes. Please return the IDs of the top 5 labels that best fit the given document.

Figure 10: The prompt for decreasing the number of labels in post-processing.

Influence of e-HRM on Organizational Effectiveness: Towards a Research Model

Growth in e-HRM (electronic- Human Resource Management) is unprecedented after the advent of COVID-19. Even public sector organizations adopted digital HRM in the perspective of the prevalent COVID scenario. One of the most advanced researches is to measure e-HRM success. The study's goal is to explore the linkage of e-HRM towards organizational effectiveness in Indian public sector organizations and then develop a conceptual framework. To assess how e-HRM affects net benefits, we provide a model that builds on the DeLone & McLean (D&M) IS success model and the Expectation-Confirmation model (ECM). Major constructs used in the model are e-HRM service quality, e-HRM Information quality, e-HRM system quality, Expectation, Confirmation, Satisfaction, System Use, Individual Effectiveness, and organizational effectiveness. This paper proposes an answer to how e-HRM can influence organizational effectiveness. In the context of Indian public sector companies, the article adds value by augmenting the D&M and ECM models. A thorough framework for assessing organisational effectiveness must include expectation and confirmation, as well as their satisfaction for better acceptance. The paper could aid HR in better understanding how human factors work viz. Satisfaction, expectation, and confirmation affect the correlation of e-HRM towards organizational effectiveness. To give line managers a fresh perspective on e-HRM acceptance, it is helpful to understand the influence of the e-HRM context on net benefits. The suggested approach is a comprehensive model that may be used to support future studies.

Keywords

e-HRM strength, Organizational Effectiveness, e-HRM, DeLone & McLean model, individual performance

Affiliations

Entry Year

2024

Additional comments for this article.

Evaluation

Label	Set-1	Perfect Label	Importance	Comment
ORG: Values, Attitude, & Perception (Topic)	<input checked="" type="checkbox"/>	<input type="checkbox"/>	<input type="text"/>	<input type="text"/>
ORG: Employee Training & Development Programs (Topic)	<input checked="" type="checkbox"/>	<input type="checkbox"/>	<input type="text"/>	<input type="text"/>
PsychHRN: Organizational Behavior & Workplace Performance (Topic)	<input checked="" type="checkbox"/>	<input type="checkbox"/>	<input type="text"/>	<input type="text"/>
POL: Human Resource Management Models (Topic)	<input checked="" type="checkbox"/>	<input type="checkbox"/>	<input type="text"/>	<input type="text"/>
Information Technology & Systems eJournal	<input checked="" type="checkbox"/>	<input type="checkbox"/>	<input type="text"/>	<input type="text"/>

Search and add missing labels...

Set-1

Confidence

Score

Figure 11: Schema of the GENEX tool used for evaluation.