

# Intriguing Properties of Robust Classification

Bernd Prach, Christoph H. Lampert  
Institute of Science and Technology Austria (ISTA)  
Klosterneuburg, Austria

bprach@ist.ac.at, chl@ist.ac.at

## Abstract

*Despite extensive research since the community learned about adversarial examples 10 years ago, we still do not know how to train high-accuracy classifiers that are guaranteed to be robust to small perturbations of their inputs. Previous works often argued that this might be because no classifier exists that is robust and accurate at the same time. However, in computer vision this assumption does not match reality where humans are usually accurate and robust on most tasks of interest. We offer an alternative explanation and show that in certain settings robust generalization is only possible with unrealistically large amounts of data. More precisely we find a setting where a robust classifier exists, it is easy to learn an accurate classifier, yet it requires an exponential amount of data to learn a robust classifier. Based on this theoretical result, we explore how well robust classifiers generalize on datasets such as CIFAR-10. We come to the conclusion that on this datasets, the limitation of current robust models also lies in the generalization, and that they require a lot of data to do well on the test set. We also show that the problem is not in the expressiveness or generalization capabilities of current architectures, and that there are low magnitude features in the data which are useful for non-robust generalization but are not available for robust classifiers.*

## 1. Introduction

Deep learning has proven useful in numerous computer vision tasks, however, there are still shortcomings that come with these large end-to-end trained models. In particular, most state-of-the-art models suffer from adversarial examples [39], which are tiny perturbations of the input that can result in large changes to the output of such models. This phenomenon can negatively affect the trust of users in the models, it might constitute a security issue, and –because it contradicts human experience– it makes it impossible to create faithfully interpretable models.

Research on mitigation strategies has concentrated on

three pillars: in *adversarial training* [16, 39] adversarial examples are created during training and the models are trained to classify those examples correctly. This procedure makes it harder to find adversarial examples, however, it cannot guarantee that no adversarial examples exist. In contrast, *randomized smoothing* [11] acts at prediction time. It mitigates the effect of adversarial inputs by repeatedly evaluating the network, each time with different noise added to the input. It then constructs a final prediction by combining the predictions, *e.g.* by means of a majority vote. This construction provides probabilistic robustness guarantees, however, usually several thousand predictions need to be performed for each input, which results in an undesirable slowdown. Finally, *Lipschitz networks* [10] prevent adversarial examples by constraining the network architecture such that only models with a small Lipschitz constant (typically equal to 1) can be learned. As a consequence, any input perturbation cannot cause a change in the network’s output of larger magnitude than the perturbation itself, which yields deterministic and overhead-free guarantees on the presence of adversarial examples for any given input. This makes Lipschitz networks currently the only practical method for robust learning with guarantees. Consequently, in this work we concentrate on these, and we will use the notions of “robust network” and “network with a Lipschitz constant at most 1” interchangeably.<sup>1</sup>

Unfortunately, despite many years of research, robust networks still achieve results far worse than what one might hope for. Even on fairly simple datasets and for fairly small perturbations the robust accuracy is much worse than what we believe is possible. Furthermore, a recent large study [33] indicated that even architectures and training techniques that differ strongly in terms of their memory and computational demands, ultimately achieve quite similar robust accuracy values. This suggests the presence of a more fundamental barrier for the development of robust

<sup>1</sup>Furthermore, we only consider feed-forward architectures with fully-connected or convolutional layers. Recurrent networks can be treated in the same way if unrolled, whereas attention layers have unbounded Lipschitz constants in general [24], and currently no method to tightly constrain them exists.

networks than what could be addressed by gradual improvements. Several explanations of this phenomenon have been put forward. For example, it has been suggested that there might be a natural trade-off between robustness and accuracy [40]: this would imply that high robust accuracy is just impossible to achieve. Alternatively, the hypothesis has been put forward that robust networks are not expressive enough [15, 28] or that the computational overhead of training robust network is the limiting factor [7, 13]. At the same time, there exist also recent works that do report that higher robust accuracy is achievable if *additional training data* is exploited [1, 17, 19, 20, 43]. This would suggest that the problem is fundamentally one of *generalization*.

Overall, however, we still lack a solid understanding of what makes the task of robust classification difficult. Our main contributions in this work are three *insights* that we hope will clear up some misconceptions and hopefully guide future research on training robust networks in new directions.

**Insight 1: There are settings in which learning robust accurate classifiers requires much more data than learning just accurate classifiers.** Specifically, we present a learning problem in which any learning algorithm requires an amount of training data exponential in the data dimension, otherwise it cannot learn a robust classifier that is better than chance level. Our construction is based on the fact that non-robust classifiers are able to exploit low-magnitude features in the data, while robust classifiers have to rely on high-magnitude features. The exponential gap between robust and non-robust learning opens up when the former generalize well but the latter ones do not.

**Insight 2: Even for real data, robust learning can require a lot more data than non-robust learning.** We provide evidence that the problem of Insight 1 is not just theoretical, but happens in (less drastic) form also for real datasets. Specifically, for CIFAR-10 we present scaling laws how robust classification accuracy scales with the amount of training data, and we demonstrate that the properties of high-magnitude versus low-magnitude features resemble those discussed above.

**Insight 3: Robust architectures can fit and generalize non-robustly.** Training robust models requires certain architectural choices that are different from standard networks. We show that this is not the reason for the lack of performance on test data. Architectures built for robust classification can robustly overfit the training data, and we can also learn classifiers that generalize well, we just struggle to learn robust classifiers that generalize well.

In the remainder of the paper, we state our insights more formally and report in detail on our theoretical and empirical findings.

## 2. Background & notation

In this work, we mostly discuss 1-Lipschitz functions and classifiers. A function, layer or network  $f$  is 1-Lipschitz if  $\|f(x) - f(y)\|_2 \leq \|x - y\|_2$  for all  $x, y$ , where  $\|\cdot\|_2$  denotes the Euclidean norm. We call a  $K$ -class classifier 1-Lipschitz if it has the form  $f(x) = \operatorname{argmax}_{y=1,\dots,K} [g(x)]_y$ , where  $g$  is a 1-Lipschitz function with  $K$ -dimensional outputs and  $[\cdot]_i$  denotes the  $i$ -th component of a vector.

For a classifier  $f$  the accuracy on a training or test set  $S = \{(x_1, y_1), \dots, (x_n, y_n)\}$  is given by

$$\operatorname{acc}(f) = \frac{1}{n} \sum_{i=1}^n \mathbb{1}[f(x_i) = y_i]. \quad (1)$$

In contrast, its *robust accuracy* of margin  $\epsilon$  is defined as

$$\operatorname{RA}(f) = \frac{1}{n} \sum_{i=1}^n \mathbb{1}[f(\tilde{x}) = y_i, \forall \tilde{x} : \|\tilde{x} - x_i\|_2 \leq \epsilon] \quad (2)$$

Generally, computing a network’s robust accuracy is NP-hard [42], and even approximations are hard to obtain [23]. Lipschitz networks, however, readily allow us to compute a robustness guarantee in the form of a lower bound of (2): for a classifier of form  $f(x) = \operatorname{argmax}_{y=1,\dots,K} [g(x)]_y$ , where  $g$  is 1-Lipschitz, we define its *certified robust accuracy* as,

$$\operatorname{CRA}(f) = \frac{1}{n} \sum_{i=1}^n \mathbb{1} \left[ [g(x)]_{f(x)} > \max_{y \neq f(x)} [g(x)]_y + \sqrt{2}\epsilon \right] \quad (3)$$

With this definition we have that  $\operatorname{RA}(f) \geq \operatorname{CRA}(f)$  (see e.g. [41]), so in this work we will use CRA as an efficient, yet conservative, proxy for a network’s actual robust accuracy. Unless specified otherwise, we will use a perturbation radius  $\epsilon = 36/255$ , as it is common in the literature.

## 3. Robust classification needs more data

We start our discussion by two observations. First, deep learning has been so successful for many classical computer vision tasks that it has become a routine task to train classifiers on a training dataset in a way so that the classifier also performs well on unseen test data afterwards. Second, for many such tasks, classifiers of high *robust* accuracy are provably possible. Namely, the human visual system provides proof for this, as human perception is typically not just highly accurate (we use it to generate the “ground truth” of our datasets), but also robust, in the sense that it is unaffected by small perturbations of its input.

It is tempting to assume that those two observations (classifiers learned from data generalize well, and high-accuracy robust classifiers do exist) imply that it is also possible to *learn* a high-accuracy robust classifier. However, in

the following we show that this conclusion does not hold! Informally, we show that for any dataset size there exists a family of data distributions such that 1) robust classification is possible, 2) learning non-robust classifiers that generalize to future data is easy, 3) learning a robust classifier that generalizes is impossible.

Our result is formalized in the following Theorem.

**Theorem 1** (No Free Robustness). *For any dataset size  $n$  there exists a family,  $\mathcal{F}$ , of binary classification problems (data distributions over the domain  $[-1, 1]^d \times \{\pm 1\}$ , where the data dimension  $d$  can depend on  $n$ ), such that*

- *for any  $\mathcal{D} \in \mathcal{F}$ , there exists a classifier with 100% robust accuracy,*
- *there is a learning algorithm that for any  $\mathcal{D} \in \mathcal{F}$  and  $S \sim \mathcal{D}$  finds a (linear) classifier with 100% test accuracy,*
- *for any learning algorithm,  $\mathcal{L}$ , on average over  $\mathcal{D} \in \mathcal{F}$  and  $S \stackrel{i.i.d.}{\sim} \mathcal{D}$ , the learned classifier  $\mathcal{L}(S)$  achieves robust accuracy less than 51% on  $\mathcal{D}$ .*

The proof consists of an explicit construction of a family of data distributions that fulfills the above three conditions. It can be found in the supplementary material. Here, we provide a sketch of the main idea, which will also provide an intuition of why the condition of robustness can make the task of learning a classifier much harder.

**Proof Sketch 1.** *For any fixed  $n$ , we set the data dimension to  $d = \lceil \log_2 n \rceil + 7$ . Consider the set of all binary functions on the  $(d - 1)$ -dimensional hypercube,  $\Phi = \{\phi : \{\pm 1\}^{d-1} \rightarrow \{\pm 1\}\}$ . Each such function,  $\phi \in \Phi$ , will induce one data distribution  $\mathcal{D} \in \mathcal{F}$  by the following construction: we factorize  $\mathcal{D}(x_1, \dots, x_{d-1}, x_d, y) = p(x_1, \dots, x_{d-1})p(y|x_1, \dots, x_{d-1})p(x_d|y)$ , where  $p(x_1, \dots, x_{d-1}) = \frac{1}{2^{d-1}} \prod_{i=1}^{d-1} \mathbb{1}[|x_i| = 1]$  (uniformly distributed on the  $(d - 1)$ -dimensional hypercube),  $p(y|x_1, \dots, x_{d-1}) = \mathbb{1}[y = \phi(x_1, \dots, x_{d-1})]$  (deterministic label according to  $\phi$ ), and  $p(x_d|y) = \mathbb{1}[x_d = \delta y]$ , for a small constant  $\delta > 0$  (a non-robust feature: perfectly aligned with the label, but of small magnitude).*

*The reasoning behind the choice of factors for the distribution will become clear in the subsequent proof of its properties. Essentially,  $x_1, \dots, x_{d-1}$  are robust (large magnitude) features. Their relation to the ground truth label  $y$  is deterministic ( $y = \phi(x_1, \dots, x_{d-1})$ ) but complicated, which makes it hard to use them for statistical learning. In contrast,  $x_d$  is a non-robust (small magnitude) feature. It, however, is perfectly correlated with the label, allow for simple learning. Finally, the uniform distribution  $p(x_1, \dots, x_{d-1})$  makes it easy to analyze the setting analytically.*

*We now show that the family  $\mathcal{F}$  of distributions has the three properties stated in Theorem 1.*

*First, for any  $\mathcal{D} \in \mathcal{F}$  with associated mapping  $\phi$ , consider the classifier  $f(x_1, \dots, x_d) =$*

*$\phi(\text{sign}(x_1, \dots, x_{d-1}))$ , where the sign-function is applied componentwise.  $f$  is robust against any perturbations of size  $\epsilon < 1$ , because any such perturbation of the robust features is undone by the sign function, and it has perfect accuracy, because it coincides with the labeling function  $\phi$ .*

*Second, consider a learning algorithm that always outputs the classifier  $f(x_1, \dots, x_d) = \text{sign } x_d$ . Then, because  $y = \text{sign } x_d$  holds for all data distributions, it follows that  $f$  has perfect accuracy on future data.*

*The third property requires a slightly longer proof, re-assembling the No Free Lunch theorem, e.g. [38, Theorem 5.1]. Intuitively, it is based on the fact that a robust classifier cannot rely on the value of feature  $x_d$ , because that can be erased (set to 0) by a perturbation of size  $\delta$ . In contrast, perturbations of the remaining features  $x_1, \dots, x_{d-1}$  can be undone by a sign-operation, so we can ignore these. The functional relation between  $(x_1, \dots, x_{d-1})$  and  $y$ , however, follows the (unknown) function  $\phi$ , which is an arbitrary mapping, sampled uniformly from the set of all possible such mappings. We distinguish two case: (1) if a test data point had been seen in the training dataset and (2) if it was not seen. In the former case, the corresponding label is known and the loss can be made 0, but this happens only with probability at most  $\frac{n}{2^{d-1}}$ . Otherwise, the label for any test point is independent of the examples in the training dataset (with respect to a randomly chosen  $\mathcal{D} \in \mathcal{F}$ ). Therefore, no learner can achieve an expected test error of less than  $\frac{1}{2}$  in this case. In combination, the overall robust test error is at least  $\frac{1}{2}(1 - \frac{n}{2^{d-1}})$ , which by our choice of  $d$  is at least 0.49.*

The previous result established a lower bound on the worst case behavior, by showing that in certain settings we do require exponentially many data points (exponentially in the dataset dimension). Next, we provide a matching upper bound: As long as the input domain is bounded and some robust classifier exists, exponentially many data points suffice to learn an accurate and robust classifier. For this we do need to assume that there exists a robust classifier that is robust to perturbations with bounded  $L_\infty$  norm. Note that here is the only part of the paper where we use  $L_\infty$  norm, everywhere else we assume  $L_2$  distances. More precisely:

**Theorem 2.** *Assume that there exists a  $L_\infty$  robust classifier (margin  $\delta$ ) on data distribution  $\mathcal{D}$ , where the data points are in  $[0, 1]^d$ . Then as long as we have  $n \geq 37 \lceil \frac{1}{\delta} \rceil^d$  training points sampled from  $\mathcal{D}$ , for margin  $\delta/2$ , we can achieve average  $L_\infty$  robust test accuracy of at least 99% (average over sampling training sets).*

**Proof Sketch 2.** *We will prove that in the setting above, the 1-nearest neighbor classifier will get 99% robust accuracy. In order to show this, we first show that for any test point, the nearest point of a different class is at least  $2\delta$  away. Therefore, if there is a training point within distance  $\delta$  of a*

test point, no perturbation of size at most  $\delta/2$  applied to the test point can change the prediction of the 1-nearest neighbor algorithm. Finally, we show that the probability (over sampling training set and test point) of having a training example within  $\delta$  is  $\geq 99\%$ .

For the full proof see the supplementary material. Note that we can adapt the proof to work for any margin  $\delta' < \delta$ , and not just for  $\delta/2$ . Furthermore, if we only assume  $L_2$  robustness we might need many more data points, namely  $\mathcal{O}(c^d d^{d/2})$  for some constant  $c$ .

## 4. Experiments

### 4.1. Architectures

In order to gather evidence towards quantifying the behaviour of robust classifiers on datasets such as MNIST and CIFAR-10, we train some robust and standard (non-robust) models.

In order to obtain simple models that achieve good accuracy we rely on the *SimpleConvNet* [30, 44]. It consists of 8 convolutional layers and one linear layer. Each convolutional layer comes with *BatchNorm* [22] and ReLU activation. The model uses *MaxPooling* in order to reduce the resolution in the forward pass and also as a global pooling before the linear layer. In order to calculate the loss, we first apply the *Softmax* function with temperature  $\frac{1}{8}$  to the predicted class scores, and then use *CrossEntropy*.

For the robust 1-Lipschitz models, we either use an 8-layer MLP or the ConvNet architecture from [33]. It constrains every single layer to be 1-Lipschitz, therefore the whole network is 1-Lipschitz as well. The architecture first concatenates channels with value 0 to the input, so that the total number of channels becomes 64. Then it applies 5 blocks with 3 convolutional layers each followed by a 1-Lipschitz linear layer. As 1-Lipschitz layers we use AOL [31] or CPL [26]. As common in 1-Lipschitz networks, the architecture uses *MaxMin* [2] as the activation function. As down sampling it uses *PixelUnshuffle*. Unless mentioned otherwise, the loss function we use is *OffsetCrossEntropy* [31], with offset and temperature both set to 0.25. The only hyperparameter we tune is the peak learning rate, we train models with different learning rates for 100 epochs each, and pick the learning rate of the model with the highest certified robust accuracy on a validation set.

For both model we use SGD with Nesterov momentum of 0.9 and batch size of 256 with *OneCycleLR* as a learning rate scheduler. We usually train for 3000 epochs. As data pre-processing we subtract the training data mean from every channel, we do not rescale the data. As augmentation we usually use random crops (size 4), random flipping and we randomly erase (replace with 0) a patch of size  $2 \times 2$ .

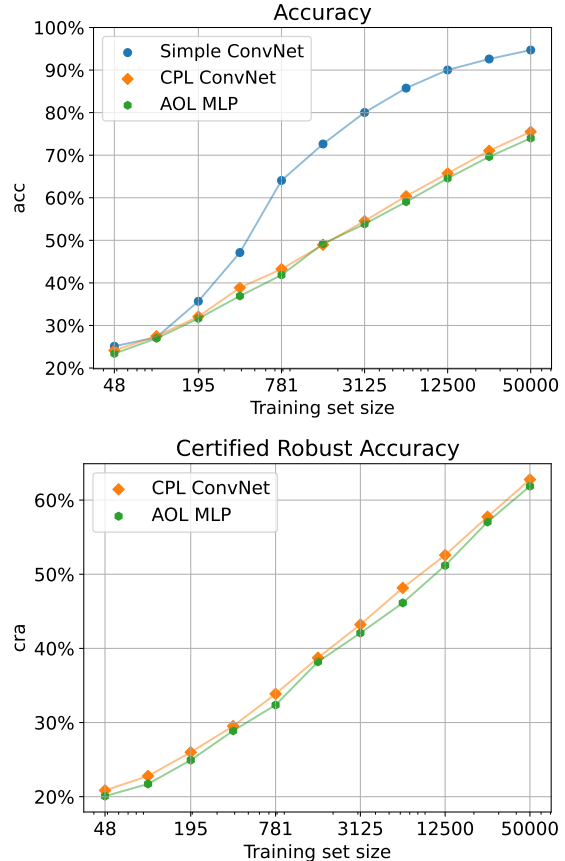


Figure 1. Accuracy (top) and certified robust accuracy for  $\epsilon = 36/255$  (bottom) for a standard and two 1-Lipschitz models trained on subsets of CIFAR-10 of different sizes.

### 4.2. Robust scaling laws

Recent work on robust image classification has shown that additional data can greatly increase robust accuracy on CIFAR-10. Also, in Section 3 we have shown that the amount of training data can be an important limiting factor for robust classification. Therefore, in this section, we want to explore how the size of the training data influences the performance of a robust classifier trained on it for real data.

Therefore, for our first result, we sub-sampled CIFAR-10 in order to get datasets of different sizes, and evaluated the performance of models trained on those datasets. In order to keep the amount of compute the same for all settings, when we divide the dataset size by some value  $k$  we also multiply the number of epochs by  $k$ . We trained a SimpleConvNet, a 1-Lipschitz MLP with AOL dense layers as well as a ConvNet with CPL as described in Section 4.1. The results can be found in Figure 1. We found that increasing the size of the dataset size does indeed make a big difference for the (test) performance of these models, and

doubling the size of the dataset seems to reliably increase the certified robust accuracy by about 5%. We did a similar set of experiments to evaluate the influence of the amount of compute. The results are in the supplementary material. Whilst increasing only the compute does also improve the performance, it has much less of an effect, and the curves flatten out with increasing compute. Note that of course with more data, additional compute will be more useful. So we do expect that ideally we scale up both, dataset size as well as compute. Interestingly, we also observe that (when training long enough) the convolutional architecture and the MLP have a very similar performance. It does seem that for robust classification, the inductive biases from the convolutional architecture are not very helpful, which is a big difference to non-robust classification.

Recently, different pieces of work [1, 17, 19, 20, 43] have used additional data in the style of CIFAR-10 generated by a diffusion model in order to improve the performance of robust classifiers. We show that the certified robust accuracy achieved by some previous works nicely extends the scaling behavior we found by sub-sampling CIFAR-10. Furthermore, we show that when simply training on additional data (from [43]) without any modification the performance also does increase. Our improvements however are not as big as the ones from the relevant related work that carefully designs the training setup to use the additional training data. (This effect could also in part be due to the higher quality of generated data in the related work.) Find details in the supplementary material, where we also explore why the scaling might have this surprisingly log-linear behavior.

### 4.3. Robust overfitting

Previous works have suspected that the lack of robust performance might be due to underfitting: Our models might not have enough capacity to fit the data robustly. In our next experiment we will show that this is not the case, we can train a 1-Lipschitz networks to perfectly fit CIFAR-10, and do so in a robust way. We train an CPL ConvNet and an AOL MLP. In order to overfit robustly, we set the offset in our loss function to  $\sqrt{2}$ , and we train without augmentation for 3000 epochs.

We show the results in Figure 2. First note that we can clearly (over)fit the training data robustly. For the MLP, even for perturbations of size 1, we get almost perfect certified robust accuracy on the training set. However, it is also visible that the classifiers do not generalize well. The performance on the test set is much worse for any perturbation size. We show similar plots for different networks in the supplementary material. Notably, robust overfitting does seem to require a lot of training epochs.

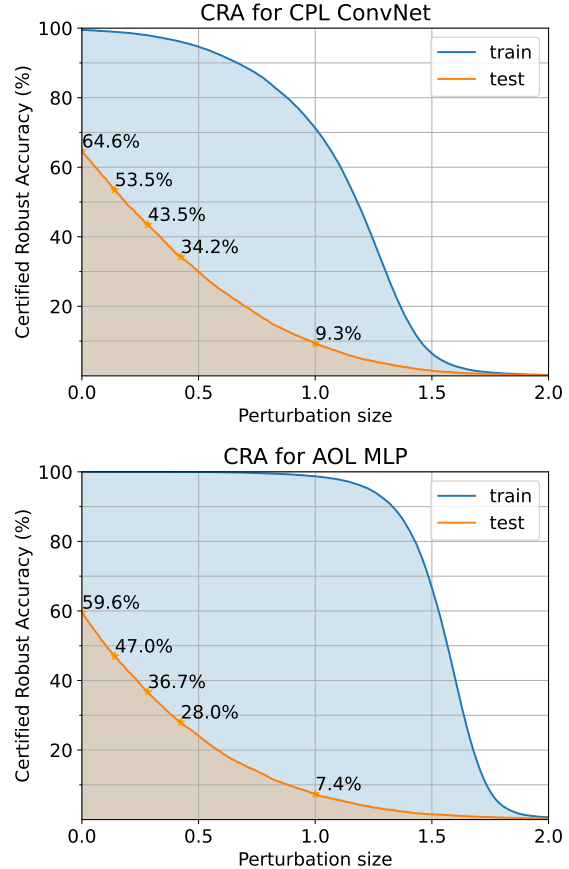


Figure 2. We can robustly overfit the CIFAR-10 training set with a CPL ConvNet (top) and an AOL MLP (bottom).

### 4.4. Robust and non-robust features

In our theoretical section we have established that robust classification can be much harder than non-robust classification, which is also what we observe in experiments. In our theoretical example this hardness comes from a feature of small magnitude and high predictive power. In this section we aim to evaluate whether CIFAR-10 has similar properties: We want to know whether there is a subspace of the input space, such that the data has very low variance when projected onto that subspace, yet the projection is useful for classification. It turns out that it is the case. For example, we can find such a subspace by considering the principal components [29] of the dataset. The principal components of a data set is an orthogonal basis, such that principal component  $i$  maximizes the variance of the data that lies in the subspace spanned by the first  $i$  principal components. For visualizations of the first principal components of CIFAR-10 as well as the variance explained by subsets of principal components see the supplementary material.

For our experiments we flatten the training images in order to evaluate the principal components. Then in different

PCs	Var. Expl.	Accuracy		CRA	
		Train	Test	Train	Test
1-16	72%	99%	43%	64%	31%
1-512	98%	100%	91%	89%	61%
513-3072	2%	100%	85%	9%	9%
2049-3072	0.02%	99%	39%	0%	0%
1-16 & 513-3072	74%	100%	86%	65%	35%

Table 1. Performance on different subsets of the principal components, as well as the proportion of variance explained by it.

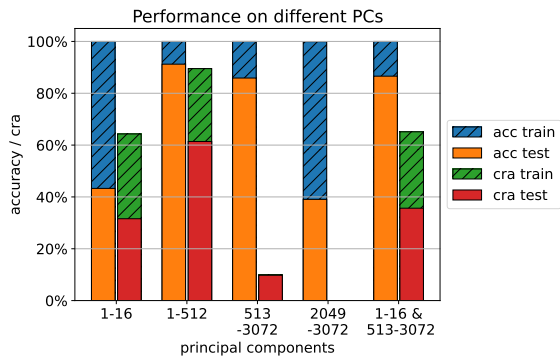


Figure 3. Performance on different subsets of the principal components.

experiments we project the flattened (train and test) images onto different subsets of principal components. After the projection, we transform the vectors back into the image space, so that we can train a standard and a 1-Lipschitz convolutional CPL network on the data without modifications to the setup.

Find our results in Table 1 and Figure 3 as well as some more in the supplementary material. It turns out that when considering the subspace spanned by all but the first 512 components, only about 2% of the data variance are in this subspace. However, when training a standard network on this data, we obtain about 85% test accuracy! Similarly, when projecting on the last 1024 (out of 3072) components, we get only 0.02% of the variance, not enough to allow any robust classification, not even on the training data. However, we trained a standard network to achieve about 39% accuracy on the test set, so there is still some weak signal in the last principal component, a signal that we cannot use for robust classification due to its low magnitude.

From this we conclude that there are in fact low magnitude features on CIFAR-10 that are useful for classification, yet because of the small magnitude they are not useful for robust classification. This is a property that CIFAR-10 shares with our example from Section 3. We believe that

this effect can be made even larger when we search for a linear subspace with this property, and not just take simple subsets of the principal components. We leave the exploration of this direction to future work.

On the other hand, when considering the principal components of high variance, it turns out that the first principal components are not very useful for generalizing. When using only the first 16 principal components for example, we do get about 72% of the total variance, and we can fit standard networks to get  $\geq 99%$  training accuracy. Furthermore we can also train 1-Lipschitz ConvNets to get good certified robust training accuracy (64% with augmentation, 97% without) on this low-dimensional subspace. However, the standard convolution network only achieves about 43% accuracy on the test set, suggesting that there is only a weak signal in those features despite high variance.

Based on this observation, we created another dataset which contains the PCA components 1–16 together with the components 513–3072, that is, high magnitude and low magnitude features but not the intermediates. This data suffices completely for non-robust learning (86% test accuracy), but robust learning fails (35% robust test accuracy). We take this result as an indication that CIFAR-10 as a real dataset shares some characteristics with the hypercube example of Insight 1: it contains robust features, which do not generalize robustly, and non-robust features, which generalize, but which the non-robust classifier is not able to exploit. The difference lies in the presence of mid-range features, which the robust classifier can exploit to some extent. These are weaker, though, and therefore require a larger training dataset for good results.

#### 4.5. Robust architectures can generalize

In this final experimental section we want to explore whether it is the model architecture that prevents robust models from generalizing. Often the architecture, layers, and the training pipeline in general is different depending on whether accuracy or robust accuracy is the goal metric. Therefore, we want to explore whether the change in architecture is responsible for the lack of generalization in robust networks. In order to prevent vanishing gradients and other problems when training 1-Lipschitz networks, there are a few important adaptation from standard convolutional networks. As an example, the standard ReLU activation function does not allow for good bounds on the Lipschitz constant, therefore we usually replace it with the MaxMin activation function[2, 9]. We have listed further differences in Table 2. In order to evaluate whether the difference in architecture (*e.g.* the lack of global pooling in 1-Lipschitz networks) is the reason for the worse generalization, we carefully constructed a single architecture that can reach competitive accuracy and competitive certified robust accuracy.

Among all differences between the architectures, we

ConvNets:	Standard	1-Lipschitz
Activation	ReLU	MaxMin
Blocks	3	5
Global Pooling	MaxPooling	None
Local Pooling	MaxPooling	PixelUnshuffle
Normalization	BatchNorm	None
Convolution	Standard	1-Lipschitz
Linear Layer	Standard	1-Lipschitz
Initialization	Random	Identity Map

Table 2. Difference in architecture of a SimpleConvNet and a standard 1-Lipschitz ConvNet.

t	Acc	CRA
0	93.2%	0.0%
$\frac{1}{10}$	76.8%	61.7%

Table 3. We can get high accuracy or good certified robust accuracy with the same setup, only by changing the value of trade-off parameter  $t$  in the loss function.

have found that initialization and batch normalization cause most of the a trade-off between accuracy and certified robust accuracy, especially when training for a lower number of epochs. For initialization, it seems that identity or near-identity initialization is very useful for 1-Lipschitz networks [33, 45], whereas great accuracy requires some random initialization (e.g. *Kaiming uniform* [18] or orthogonal). For the experiments in this section we used orthogonal initialization. Getting rid of the batch normalization is slightly trickier when using 1-Lipschitz layers. However, it turns out we can use a single normalization layer applied to the output of the model to enable training to good accuracy. We furthermore can fold this normalization into our loss function, so that we can train the identical model to good accuracy and (with a different loss function) to good certified robust accuracy.

In order to smoothly interpolate between the two setting we introduce a loss function with a trade-off parameter  $t$ . It aims to be a version of the *OffsetCrossEntropy* [31], with additional normalization. We name the loss function *Self-NormalizingCrossEntropy* and define it as:

$$\text{CrossEntropy} \left( \text{Softmax} \left( \frac{s}{\text{std}(s) + t} - y \right), y \right), \quad (4)$$

where  $s$  is the vector of scores predicted by the model,  $y$  is a one-hot encoding of the label and  $\text{std}(s)$  denotes the standard deviation of  $s$ .

We used this loss function to train a set of models that includes ones with good accuracy and some with good certified robust accuracy. For results see Figure 4 and Table 3. First note that we can obtain 93.2% accuracy with

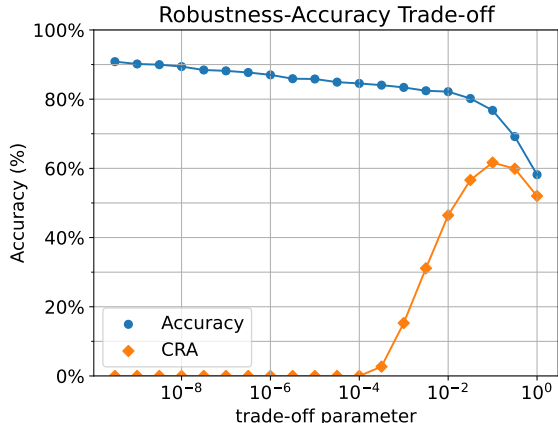


Figure 4. The same model can reach good accuracy as well as good certified robust accuracy.

this model, showing that the model itself allows to generalize comparably to traditional ConvNets, and we do not require layers such as MaxPooling for generalisation. Furthermore, we do get 61.7% certified robust accuracy by only changing the value of the trade-off parameter. This shows that the architectural restrictions of 1-Lipschitz models are not the reason why those models fail to generalize well.

Interestingly, with our setup, there is no parameter value that is good for both tasks, but we do see a clear accuracy-robustness trade-off [40], as observed in the literature before.

## 5. Related work

Throughout this section we will use  $n$  to denote the dataset size and  $d$  to denote the dimension of the data. In order to quantify how many training examples we need for a particular datasets size, we use Bachmann–Landau notation: for functions  $f$  and  $g$ , we write  $f(d) = \Omega(g(d))$  if for some  $M$  and  $d_0$  it holds that  $|f(d)| \geq M|g(d)|$  for all  $d \geq d_0$ .

We will first describe related work on **robust generalization**. One closely related piece of work is [37]. In their work, the authors show that even in a very simple example on Gaussian distributions, robust classification can require many more training examples than non-robust classification. In their example, we can construct an accurate classifier from just a single training example, but for  $\epsilon$ -robust classification with  $L_\infty$ -norm we need about  $\Omega(\epsilon^2 \sqrt{d} / \log(d))$  examples. This is an very interesting results, that could explain part of the gap in performance between standard classification and robust classification. Our paper differs in that we are mainly interested in  $L_2$  robustness, and in our example we show that the gap in samples required could potentially be much larger, and we might require  $\Omega(2^d)$  training examples.

The work of [37] has been extended by [5] and [12], where the authors also consider different  $L_p$  norms, and prove some bounds about the excess risk. We are more interested in distribution where the optimal robust classifier actually achieves 0 risk, and furthermore we think that the convergence rate to this optimal risk is not that important, but the sample complexity of getting within (*e.g.*) 1% of the optimal risk is a more useful quantity to study.

Other works have also produced results about robust generalization. For example, in [34] the authors introduce a data distribution where adversarial training can hurt the test performance of a (regression) model. The authors also argue that we do not actually need labeled data in order to improve performance. As long as we have unlabeled data, we can use a standard network to produce pseudo-labels, and (as long as the data is not adversarial) those labels should be fairly accurate. In [27] the authors show that for Gaussian data the test loss of a linear classifier might actually get worse with additional data, or might show some double descent behavior. In [6] the authors consider data distribution where an perfectly accurate robust classifier exists. They show that in this scenario, learning a robust classifier with maximal possible margin can need  $d$  times more samples. We show in our paper that robust classification can be hard not just when aiming for maximum possible margin, but also when the goal is robustness to smaller perturbations.

A different attempt of explaining the lack of performance of current robust models is by blaming the **robustness-accuracy trade-off** [40]. It has been observed theoretically as well as empirically that on certain data distributions a classifier can be either very accurate or reasonably robust, but not both [4, 14, 35, 40, 46]. Whilst this trade-off offers interesting insights in general, we think it is not the most promising way to study the lack of performance in image classification tasks, where an accurate and robust classifier does exist.

Other authors argue that robust classification might require much more complex models, where complexity can refer to the hypothesis class [15, 28, 32], the amount of compute required [7, 13] or the size of the model required [8, 25]. The distributions used to prove results are often similar to our example distribution, there is a map that is hard to learn (*e.g.* from the hypercube to the label), but the data comes with an additional feature of small magnitude that allows us read off the label. These results are further related to our work as in order to process exponentially (in  $d$ ) many examples, one definitely also requires compute exponentially in  $d$ , at either training (*e.g.* for a neural network) or at inference time (*e.g.* for a 1-nearest neighbor classifier). So our result also implies the result that on certain distributions we do require exponential amount of compute.

Another related concept are **robust and non-robust features** [21]. The authors introduce the idea that adversarial

examples might not directly be artifacts of the way we train the models, but exist because of the data distribution. Furthermore, they exist because of features that are useful and generalize well but are not robust. In [21] the authors use a very general definition of features, and consider any map from the input space to the real numbers a feature. In our work we take a more restricted view, and show that even linear projections of the data have this property.

There is also a recent piece of work [3] that studied **robust scaling laws**, however they consider perturbations with bounded  $L_\infty$  norm. In their setting they concluded that (with current techniques) it will require unreasonable amounts of compute (much more than to train recent LLMs) to match human performance on CIFAR-10.

## 6. Conclusion

Even 10 years after adversarial examples have entered the community’s attention, robust classification is far from solved. Furthermore it is also not clear why the problem of robust classification is so hard to solve, and we still struggle on very simple datasets with robustness to fairly small perturbations. In our paper we have aimed to collect theoretical facts and empirical evidence about robust classification, in particular about robust generalization, in order to give the field a better understanding of the phenomena.

In particular we first showed that there are data distributions on which it is not possible to train a robust classifier, unless the amount of data is unreasonably large. Moreover, this can be the case even for distribution where we can easily learn a good (non-robust) classifier, and where a perfect robust classifier exists.

Based on this insight, we evaluated whether similar results also hold on real data. We showed that on CIFAR-10 current models do seem to require a large amount of additional data for robust classification. We also presented scaling laws of how robust performance changes with the size of the training data. Furthermore, we showed that as in our theoretical example, CIFAR-10 does have low-magnitude features that cannot be used for robust classification, yet they are useful for training a standard classifier.

Finally, we have showed that the lack of performance of 1-Lipschitz classifiers is not a consequence of the architecture. In particular, 1-Lipschitz models are expressive enough to fit the training data very robustly. Furthermore, 1-Lipschitz architecture are also able to do (non-robust) generalization very well and the same architecture can be trained either to good test accuracy, or to good performance on robust classification based on the choice of loss function.

We hope that awareness of these intriguing properties of robust classification will allow the community to building better robust image classifiers in the future.



## References

- [1] Thomas Altstidl, David Dobre, Björn Eskofier, Gauthier Gidel, and Leo Schwinn. Raising the bar for certified adversarial robustness with diffusion models. *arXiv preprint arXiv:2305.10388*, 2023. 2, 5
- [2] Cem Anil, James Lucas, and Roger Grosse. Sorting out Lipschitz function approximation. In *International Conference on Machine Learning (ICML)*, 2019. 4, 6
- [3] Brian R. Bartoldson, James Diffenderfer, Konstantinos Parasiris, and Bhavya Kailkhura. Adversarial robustness limits via scaling-law and human-alignment studies. In *2nd Workshop on Advancing Neural Network Training: Computational Efficiency, Scalability, and Resource Optimization (WANT@ ICML 2024)*, 2024. 8
- [4] Louis Béthune, Thibaut Boissin, Mathieu Serrurier, Franck Mamalet, Corentin Friedrich, and Alberto Gonzalez Sanz. Pay attention to your loss: understanding misconceptions about Lipschitz neural networks. *Conference on Neural Information Processing Systems (NeurIPS)*, 2022. 8
- [5] Arjun Nitin Bhagoji, Daniel Cullina, and Prateek Mittal. Lower bounds on adversarial robustness from optimal transport. *Conference on Neural Information Processing Systems (NeurIPS)*, 2019. 8
- [6] Robi Bhattacharjee, Somesh Jha, and Kamalika Chaudhuri. Sample complexity of robust linear classification on separated data. In *International Conference on Machine Learning (ICML)*, 2021. 8
- [7] Sébastien Bubeck, Yin Tat Lee, Eric Price, and Ilya Razenshteyn. Adversarial examples from computational constraints. In *International Conference on Machine Learning (ICML)*, 2019. 2, 8
- [8] Sébastien Bubeck, Yuanzhi Li, and Dheeraj M Nagaraj. A law of robustness for two-layers neural networks. In *Conference on Learning Theory (COLT)*, 2021. 8
- [9] Artem Chernodub and Dimitri Nowicki. Norm-preserving orthogonal permutation linear unit activation functions (OPLU). *arXiv preprint arXiv:1604.02313*, 2016. 6
- [10] Moustapha Cisse, Piotr Bojanowski, Edouard Grave, Yann Dauphin, and Nicolas Usunier. Parseval networks: Improving robustness to adversarial examples. In *International Conference on Machine Learning (ICML)*, 2017. 1
- [11] Jeremy Cohen, Elan Rosenfeld, and Zico Kolter. Certified adversarial robustness via randomized smoothing. In *International Conference on Machine Learning (ICML)*, 2019. 1
- [12] Chen Dan, Yuting Wei, and Pradeep Ravikumar. Sharp statistical guarantees for adversarially robust gaussian classification. In *International Conference on Machine Learning (ICML)*, 2020. 8
- [13] Akshay Degwekar, Preetum Nakkiran, and Vinod Vaikuntanathan. Computational limitations in robust classification and win-win results. In *Conference on Learning Theory (COLT)*, 2019. 2, 8
- [14] Elvis Dohmatob. Limitations of adversarial robustness: strong no free lunch theorem. *arXiv preprint arXiv:1810.04065*, 2018. 8
- [15] Alhussein Fawzi, Omar Fawzi, and Pascal Frossard. Analysis of classifiers’ robustness to adversarial perturbations. *Machine Learning*, 2018. 2, 8
- [16] Ian Goodfellow, Jonathon Shlens, and Christian Szegedy. Explaining and harnessing adversarial examples. In *International Conference on Learning Representations (ICLR)*, 2015. 1
- [17] Sven Gowal, Sylvestre-Alvise Rebuffi, Olivia Wiles, Florian Stimberg, Dan Andrei Calian, and Timothy A Mann. Improving robustness using generated data. *Conference on Neural Information Processing Systems (NeurIPS)*, 2021. 2, 5
- [18] Kaiming He, Xiangyu Zhang, Shaoqing Ren, and Jian Sun. Deep residual learning for image recognition. In *Conference on Computer Vision and Pattern Recognition (CVPR)*, 2016. 7
- [19] Kai Hu, Andy Zou, Zifan Wang, Klas Leino, and Matt Fredrikson. Unlocking deterministic robustness certification on Imagenet. *Conference on Neural Information Processing Systems (NeurIPS)*, 2023. 2, 5
- [20] Kai Hu, Klas Leino, Zifan Wang, and Matt Fredrikson. A recipe for improved certifiable robustness. In *International Conference on Learning Representations (ICLR)*, 2024. 2, 5, 3
- [21] Andrew Ilyas, Shibani Santurkar, Dimitris Tsipras, Logan Engstrom, Brandon Tran, and Aleksander Madry. Adversarial examples are not bugs, they are features. *Conference on Neural Information Processing Systems (NeurIPS)*, 2019. 8
- [22] Sergey Ioffe and Christian Szegedy. Batch normalization: Accelerating deep network training by reducing internal covariate shift. In *International Conference on Machine Learning (ICML)*, 2015. 4
- [23] Matt Jordan and Alexandros G. Dimakis. Exactly computing the local Lipschitz constant of ReLU networks. In *Conference on Neural Information Processing Systems (NeurIPS)*, 2020. 2
- [24] Hyunjik Kim, George Papamakarios, and Andriy Mnih. The Lipschitz constant of self-attention. In *International Conference on Machine Learning (ICML)*, 2021. 1
- [25] Binghui Li, Jikai Jin, Han Zhong, John Hopcroft, and Liwei Wang. Why robust generalization in deep learning is difficult: Perspective of expressive power. *Conference on Neural Information Processing Systems (NeurIPS)*, 2022. 8
- [26] Laurent Meunier, Blaise J Delattre, Alexandre Araujo, and Alexandre Allauzen. A dynamical system perspective for Lipschitz neural networks. In *International Conference on Machine Learning (ICML)*, 2022. 4
- [27] Yifei Min, Lin Chen, and Amin Karbasi. The curious case of adversarially robust models: More data can help, double descend, or hurt generalization. In *Uncertainty in Artificial Intelligence (UAI)*, 2021. 8
- [28] Preetum Nakkiran. Adversarial robustness may be at odds with simplicity. *arXiv preprint arXiv:1901.00532*, 2019. 2, 8
- [29] Karl Pearson. LIII. On lines and planes of closest fit to systems of points in space. *The London, Edinburgh, and Dublin Philosophical Magazine and Journal of Science*, 1901. 5

- [30] Bernd Prach. SimpleConvNet. <https://github.com/berndprach/SimpleConvNet>, 2024. 4
- [31] Bernd Prach and Christoph H. Lampert. Almost-orthogonal layers for efficient general-purpose Lipschitz networks. In *European Conference on Computer Vision (ECCV)*, 2022. 4, 7
- [32] Bernd Prach and Christoph H. Lampert. 1-Lipschitz neural networks are more expressive with N-activations. *arXiv preprint arXiv:2311.06103*, 2023. 8
- [33] Bernd Prach, Fabio Brau, Giorgio Buttazzo, and Christoph H. Lampert. 1-Lipschitz layers compared: Memory speed and certifiable robustness. In *Conference on Computer Vision and Pattern Recognition (CVPR)*, 2024. 1, 4, 7
- [34] Aditi Raghunathan, Sang Michael Xie, Fanny Yang, John Duchi, and Percy Liang. Adversarial training can hurt generalization. In *ICML Workshop on Identifying and Understanding Deep Learning Phenomena*, 2019. 8
- [35] Aditi Raghunathan, Sang Michael Xie, Fanny Yang, John Duchi, and Percy Liang. Understanding and mitigating the tradeoff between robustness and accuracy. In *International Conference on Machine Learning (ICML)*, 2020. 8
- [36] Hadi Salman, Jerry Li, Ilya Razenshteyn, Pengchuan Zhang, Huan Zhang, Sebastien Bubeck, and Greg Yang. Provably robust deep learning via adversarially trained smoothed classifiers. *Conference on Neural Information Processing Systems (NeurIPS)*, 2019. 3
- [37] Ludwig Schmidt, Shibani Santurkar, Dimitris Tsipras, Kunal Talwar, and Aleksander Madry. Adversarially robust generalization requires more data. *Conference on Neural Information Processing Systems (NeurIPS)*, 2018. 7, 8
- [38] Shai Shalev-Shwartz and Shai Ben-David. *Understanding Machine Learning: From Theory to Algorithms*. Cambridge University Press, 2014. 3
- [39] Christian Szegedy, Wojciech Zaremba, Ilya Sutskever, Joan Bruna, Dumitru Erhan, Ian Goodfellow, and Rob Fergus. Intriguing properties of neural networks. In *International Conference on Learning Representations (ICLR)*, 2014. 1
- [40] Dimitris Tsipras, Shibani Santurkar, Logan Engstrom, Alexander Turner, and Aleksander Madry. Robustness may be at odds with accuracy. In *International Conference on Learning Representations (ICLR)*, 2019. 2, 7, 8
- [41] Yusuke Tsuzuku, Issei Sato, and Masashi Sugiyama. Lipschitz-margin training: Scalable certification of perturbation invariance for deep neural networks. *Conference on Neural Information Processing Systems (NeurIPS)*, 2018. 2
- [42] Aladin Virmaux and Kevin Scaman. Lipschitz regularity of deep neural networks: analysis and efficient estimation. In *Conference on Neural Information Processing Systems (NeurIPS)*, 2018. 2
- [43] Zekai Wang, Tianyu Pang, Chao Du, Min Lin, Weiwei Liu, and Shuicheng Yan. Better diffusion models further improve adversarial training. In *International Conference on Machine Learning (ICML)*, 2023. 2, 5, 3
- [44] Johan Sokrates Wind. 94% on CIFAR-10 in 94 lines and 94 seconds. [https://johanwind.github.io/2022/12/28/cifar\\_94.html](https://johanwind.github.io/2022/12/28/cifar_94.html), 2022. Accessed: 2024-11-12. 4
- [45] Xiaojun Xu, Linyi Li, and Bo Li. LOT: Layer-wise orthogonal training on improving  $\ell_2$  certified robustness. *Conference on Neural Information Processing Systems (NeurIPS)*, 2022. 7
- [46] Hongyang Zhang, Yaodong Yu, Jiantao Jiao, Eric Xing, Laurent El Ghaoui, and Michael Jordan. Theoretically principled trade-off between robustness and accuracy. In *International Conference on Machine Learning (ICML)*, 2019. 8

# Intriguing Properties of Robust Classification

## Supplementary Material

### 7. Proof Theorem 1

In this section we will provide the full proof for our main theorem:

**Theorem 1** (No Free Robustness). *For any dataset size  $n$  there exists a family,  $\mathcal{F}$ , of binary classification problems (data distributions over the domain  $[-1, 1]^d \times \{\pm 1\}$ , where the data dimension  $d$  can depend on  $n$ ), such that*

- for any  $\mathcal{D} \in \mathcal{F}$ , there exists a classifier with 100% robust accuracy,
- there is a learning algorithm that for any  $\mathcal{D} \in \mathcal{F}$  and  $S \sim \mathcal{D}$  finds a (linear) classifier with 100% test accuracy,
- for any learning algorithm,  $\mathcal{L}$ , on average over  $\mathcal{D} \in \mathcal{F}$  and  $S \stackrel{i.i.d.}{\sim} \mathcal{D}$ , the learned classifier  $\mathcal{L}(S)$  achieves robust accuracy less than 51% on  $\mathcal{D}$ .

*Proof.* We already proved the first two points in the main paper. Here we will provide the proof for the third statement. First note that the average adversarial test error for perturbation of size  $\leq \delta$  is given as

$$\mathbb{E}_{\mathcal{D} \in \mathcal{F}} \mathbb{E}_{S \stackrel{i.i.d.}{\sim} \mathcal{D}} \mathbb{P}_{(x,y) \sim \mathcal{D}} \left[ \exists_{x': \|x'\|_2 \leq \delta} \text{ s.t. } \mathcal{L}(S)(x') \neq y \right]. \quad (5)$$

We can get a lower bound to this quantity by considering only a single attack that sets the "non-robust" feature  $x_d$  to 0. We will write  $\tilde{x}$  for the result of applying this attack to an input  $x$ . With this we can lower bound the average adversarial test error by

$$\mathbb{E}_{\mathcal{D} \in \mathcal{F}} \mathbb{E}_{S \stackrel{i.i.d.}{\sim} \mathcal{D}} \mathbb{P}_{(x,y) \sim \mathcal{D}} \mathcal{L}(S)(\tilde{x}) \neq y. \quad (6)$$

Recall that we denoted the set of all binary functions on the  $(d-1)$ -dimensional hypercube as  $\Phi = \{\phi : \{\pm 1\}^{d-1} \rightarrow \{\pm 1\}\}$ . Next we will rewrite sampling  $\mathcal{D} \in \mathcal{F}$  and  $S \stackrel{i.i.d.}{\sim} \mathcal{D}$  as sampling  $\phi \in \Phi$ , and once we know  $\phi$ , sampling from  $\mathcal{D}$  is equal to sampling the robust features from the hypercube  $\{\pm 1\}^{d-1}$ , as the non-robust feature  $x_d$  and the label depend deterministically on the robust features. We can furthermore change the order of sampling the robust features and sampling  $\phi \in \Phi$ . We will write  $X^r$  and  $x^r$  for these robust features. Using this, the lower bound on the average adversarial test error becomes:

$$\mathbb{E}_{X^r} \mathbb{E}_{x^r} \mathbb{E}_{\phi \in \Phi} \mathbb{1} \left[ \mathcal{L}(X^r, \phi(X^r))(\tilde{x}^r) \neq \phi(x^r) \right] \quad (7)$$

Now note that when  $x^r \notin X^r$ , then  $\phi(x^r)$  becomes independent of  $\phi(X^r)$ . Therefore, since we assumed a uniform

distribution on  $\Phi$ , any learner will be correct exactly  $\frac{1}{2}$  of the time. Using this, the lower bound on the average adversarial test error becomes

$$\mathbb{E}_{X^r} \mathbb{E}_{x^r} \mathbb{1} \left[ x^r \notin X^r \right] \frac{1}{2}. \quad (8)$$

Now the probability that  $x^r \in X^r$  is at most  $\frac{n}{2^{d-1}}$ , so we know that the average adversarial test error is at least  $\frac{1}{2} - \frac{n}{2^d}$ , and therefore at least 49% by our choice of  $d = \lceil \log_2 n \rceil + 7$ .  $\square$

### 8. Proof Theorem 2

In this section we prove Theorem 2. Recall

**Theorem 2.** *Assume that there exists a  $L_\infty$  robust classifier (margin  $\delta$ ) on data distribution  $\mathcal{D}$ , where the data points are in  $[0, 1]^d$ . Then as long as we have  $n \geq 37 \lceil \frac{1}{\delta} \rceil^d$  training points sampled from  $\mathcal{D}$ , for margin  $\delta/2$ , we can achieve average  $L_\infty$  robust test accuracy of at least 99% (average over sampling training sets).*

*Proof.* In order to prove this theorem we will show that in this setting, the 1-nearest neighbor algorithm achieves robust accuracy of at least 99%.

In order to show this, we first show that for any test point, the nearest point of a different class is at least an  $L_\infty$  distance of  $2\delta$  away. Assume that  $f$  is a robust classifier on  $\mathcal{D}$ . Consider a test point  $x$  and the nearest training point  $\tilde{x}$  that is of a different class. We know that  $f$  robustly classifies both  $x$  and  $\tilde{x}$  with radius  $\delta$ . This implies that any point of distance  $\leq \delta$  to either of the points must share a label with that point, and therefore  $x$  and  $\tilde{x}$  must be at least  $2\delta$  apart.

Now suppose there exists a training point  $x_i$  that is at most  $\delta$  away from a test point  $x$ . By our assumption this training point has the same label as  $x$ . Further consider the smallest perturbation  $\Delta$  such that the 1-nearest neighbor algorithm predicts different labels for  $x$  and  $x^a := x + \Delta$ . We have that the distance between  $x_i$  and  $x^a$  is at most  $\|\Delta\|_\infty + \delta$  (by the triangle inequality). Furthermore, the distance between  $x^a$  and its nearest neighbor is at least  $2\delta - \|\Delta\|_\infty$ , since that neighbor has a different class than  $x$ . So, since the nearest neighbor of  $x^a$  cannot be  $x_i$  (by assumption), we know that  $2\delta - \|\Delta\|_\infty < \|\Delta\|_\infty + \delta$ , or equivalently  $\|\Delta\|_\infty > \delta/2$ . Therefore, no perturbation of size  $\delta/2$  can change the prediction of the 1-nearest neighbor classifier, and this classifier is therefore robust to perturbation of size  $\leq \delta/2$ .

With this established it just remains to be shown that with enough training examples, for 99% of test points  $x$ , there

will be a training point close to  $x$ . In order to prove that this is the case, we will split the hypercube into a set of disjoint boxes. The probability of a test point being close to a training point is at least as big as the probability of the test point being in a box that has at least one training point inside. We define the boxes by defining a set of *box centers*: For  $D = \lceil 1/\delta \rceil$ , set  $C = [\frac{1}{2}\delta, \frac{3}{2}\delta, \dots, \frac{2D-1}{2}\delta]^d$ . We define  $B_r(C)$  as the  $L_\infty$  ball with radius  $r$  around  $C$ . Further, we set  $\mathcal{B}$  to be the set of all boxes,  $\mathcal{B} = \{B_{\delta/2}(C) : C \in \mathcal{C}\}$ . We have that  $|\mathcal{B}| = D^d = \lceil 1/\delta \rceil^d$ . We will write  $p_B$  for the probability of a data point lying in box  $B$  under distribution  $\mathcal{D}$ . With this, we can write the probability of having at least 1 training point in box  $B$  as

$$\mathbb{P}(\exists i : X_i \in B) = 1 - \mathbb{P}(X_i \notin B \forall i) \quad (9)$$

$$= 1 - \prod_{i=1}^n (1 - \mathbb{P}(X_i \in B)) \quad (10)$$

$$= 1 - (1 - p_B)^n. \quad (11)$$

We further have that  $(1 - p)^n = (1 - p)^{\frac{1}{p}np} \leq \exp(-np)$ , and therefore

$$\mathbb{P}(\exists i : X_i \in B) \geq 1 - \exp(-np_B). \quad (12)$$

We will also use that  $\exp(x) \geq 1 + x$  for all  $x$ , and therefore  $\exp(x - 1) \geq x$ , and

$$x \exp(-x) \leq \exp(-1). \quad (13)$$

Then, putting everything together, for  $p$  the probability that a test point is classified robustly we have that:

$$p \geq \mathbb{P}\left(\min_i \|x - X_i\|_\infty \leq \delta\right) \quad (14)$$

$$\geq \sum_{B \in \mathcal{B}} \mathbb{P}(x \in B) \mathbb{P}(\exists i : X_i \in B) \quad (15)$$

$$\geq \sum_{B \in \mathcal{B}} p_B (1 - \exp(-np_B)) \quad (16)$$

$$= 1 - \sum_{B \in \mathcal{B}} p_B \exp(-np_B) \quad (17)$$

$$= 1 - \frac{1}{n} \sum_{B \in \mathcal{B}} np_B \exp(-np_B) \quad (18)$$

$$\geq 1 - \frac{1}{n} \sum_{B \in \mathcal{B}} \frac{1}{e} \quad (19)$$

$$= 1 - \frac{|\mathcal{B}|}{ne} \quad (20)$$

Now since  $|\mathcal{B}| = \lceil 1/\delta \rceil^d$  and we assumed that  $n \geq 37 \lceil 1/\delta \rceil^d$  we get that  $p \geq 99\%$ .  $\square$

## 9. Additional scaling law results

In this section we provide additional results for Section 4.2.

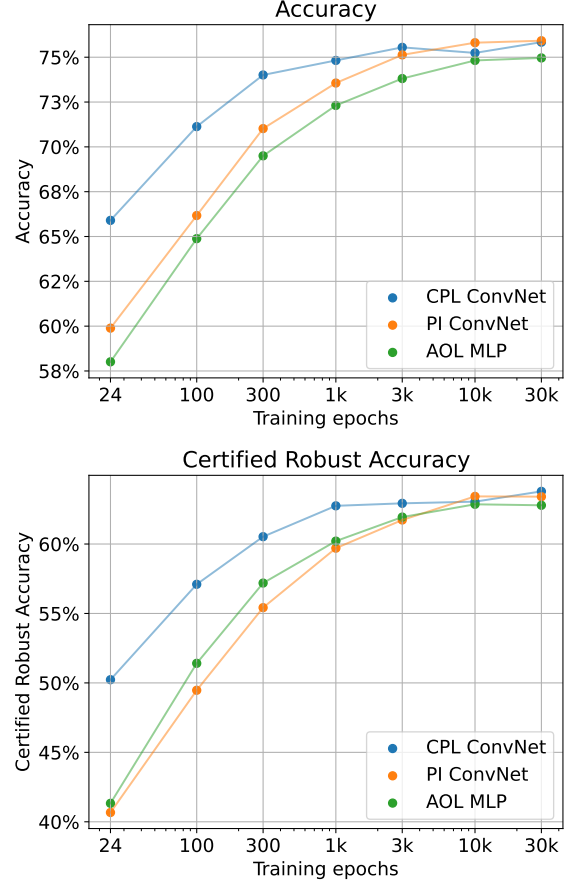


Figure 5. Scaling up the compute for 3 different models.

### 9.1. Scaling up compute

First we explore the question of whether increasing the amount of compute alone can have a positive effect similar to the one we observed when increasing the size of the dataset. The answer seems to be no. We analyze for 3 different models how they scale with compute when leaving the dataset size fixed. The results are visualized in Figure 5. Note that the x-axis is in log scale. Doubling the dataset size improves the performance less and less, and the curves for both accuracy and certified robust accuracy flatten with increasing training epochs.

### 9.2. Training on additional data

We are also interested whether the scaling law from Figure 1 also extends to larger training datasets, larger than the 50k images from the CIFAR-10 training dataset itself. One way of doing this is to use an additional dataset to pretrain our models. Another approach that seems to work well is to generate additional data in the style of CIFAR-10 by using a diffusion model [1, 17, 19, 20, 43].

In order to train on a larger dataset, we used 1 million im-

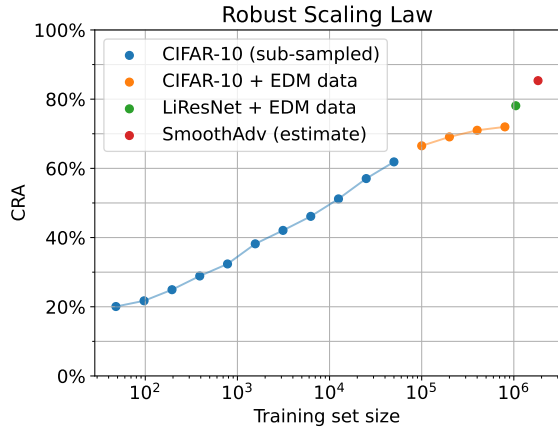


Figure 6. Scaling the size of the training data up by using additional data.

ages from [43]. We subsampled this large dataset to obtain training sets of different sizes, and combined those with the CIFAR-10 training data in order to train our models. We set the number of epochs to 3000, so we did use more compute with larger datasets this time. We trained an AOL-MLP on this data.

In addition to our own results, we also report some results from related work. First, we show the performance of the current best 1-Lipschitz model [20]. The authors generated 1 million additional CIFAR-10 style images with a diffusion model, using a model trained on 940 million images for data filtering. Training with this additional data allows them to achieve 78.1% certified robust accuracy. We also report the work that achieves the current best probabilistic robustness, Salman et al. [36]. Their best model achieves a robust accuracy of 81% for perturbations of size up to  $1/4$ . In order to get an estimate of the robust accuracy with  $\epsilon = 36/255$ , we linearly interpolate this results with the clean accuracy. From their plots it seems like this is a reasonable estimate. For their result the authors use pretraining (on 1.2 million images), and additional unlabeled data (500k images).

The results can be seen in Figure 6. We see that the certified robust accuracy achieved by some previous works nicely extends the scaling behavior we found by subsampling CIFAR-10. Also, using additional generated data does clearly improve the performance of the AOL-MLP. However, the improvements from training an MLP naively on more data, without increasing the model size are not as big as the ones from the relevant related work that carefully designs the training setup to maximize test performance. This effect might also in part be due to the lower quality of generated data.

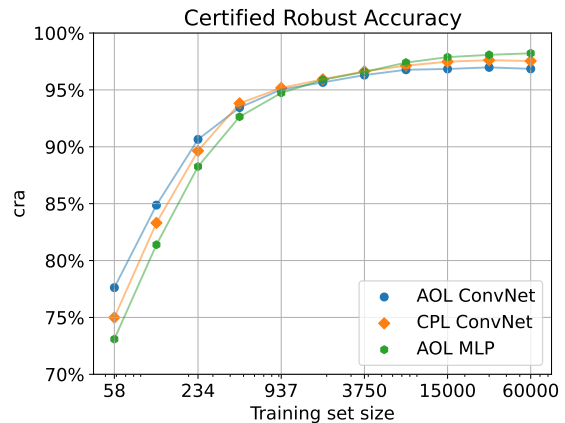
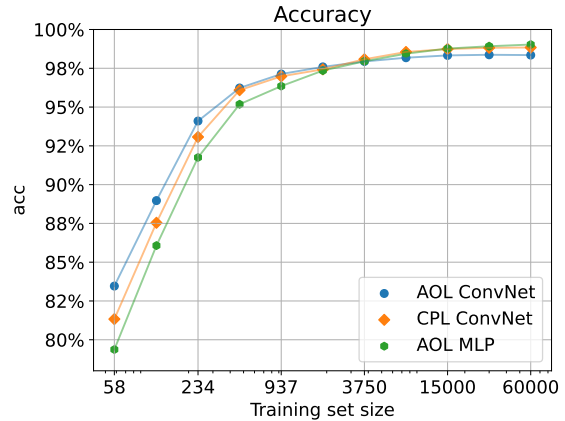


Figure 7. Accuracy for a standard and two 1-Lipschitz models trained on subsets of MNIST of different sizes.

### 9.3. MNIST results

For completeness we also repeat the experiment for MNIST. In order to be able to keep most of our setup the same, we padded the image (after subtracting the mean value) with value 0 to size  $32 \times 32$ . We reduced the size of our models slightly (16 instead of 64 base channels for the ConvNet, and width 1024 instead of 3072 for the MLPs). We also simplified the augmentation a bit, and used only random cropping (size 4) and random flipping. For results see Figure 7. It seems that we require about 234 training examples to reach 90% certified robust accuracy. With less data, doubling the dataset size does seem to increase the performance by about 7%. Afterwards the improvements from doubling the dataset size do decrease, and it seems that with about 15k examples the models we considered reach the peak performance.

### 9.4. Why linear-log?

It is very interesting that the performance in Figure 1 increases approximately linearly in the logarithm of the training datasets size. Whilst we do not know why this is the

case we do want to provide two intuitions to the reader.

First, if we assume that the performance of a classifier on a test point depends only on a constant number of "useful" examples (*e.g.* the  $k$ -nearest neighbors), then the probability that an additional training example is "useful" for a test point is  $O(1/n)$ . We also have that  $\sum_{i=1}^n \frac{1}{i} \sim \ln(n) + \gamma$ , where  $\gamma \sim 0.577$  is the Euler-Mascheroni constant, which might be the reason why we see this linear-log behavior.

Second, when we consider the minimum distance of a test point to a training point, this distance should behave approximately proportional to  $n^{-\frac{1}{d^*}}$  for some  $d^* \leq d$  (for details see Section 12). When  $n \ll \exp(d^*)$ , this term is approximately equal to  $1 - \frac{\log(n)}{d^*}$ , so the distance to the nearest neighbor is approximately linear in  $\log(n)$ . If our classifier improves (about linearly) as the nearest training examples get closer to the test points, the observation above would explain the scaling law we observe. We provide more details as well as some experimental evidence in Section 12.

## 10. Robust overfitting

In this section we will present additional results for Section 4.3. We further trained a ConvNet using convolutional power iteration and a ConvNet using AOL with orthogonal initialization (as used in Section 4.5) to overfit the training data. The results can be seen in Figure 8. It turns out when trained with margin  $\sqrt{2}$  (not shown), those models do not fit the data robustly. However, when we train with margin  $\frac{36}{255}\sqrt{2}$ , they do overfit at least for small perturbations.

## 11. Robust and non-robust features

In this section we provide additional visualizations for Section 4.4. For the variance explained by subsets of principal components see Figure 9, and some visualizations of images projected onto the first 16 components are in Figure 10.

In order to evaluate the capabilities of the models to overfit the training data projected onto different subsets of principal components, we repeated the experiments from Section 4.4 without data augmentation. The results are shown in Figure 11. Note that we can robustly overfit the training data, even when projected on just the first 16 principal components. For the performance on further different subset of principal components see Figure 12.

## 12. Details for linear-log behavior

In Figure 1 it seems that the certified robust accuracy depends on the logarithm of the size of the training set almost in a linear way. In this section we want to explore why this might be the case.

For a first intuition, we will consider the scenario where the performance of an architecture on every test example depends only on a few training examples. We think of those as *e.g.* the  $k$ -nearest neighbors or some support vectors. In this

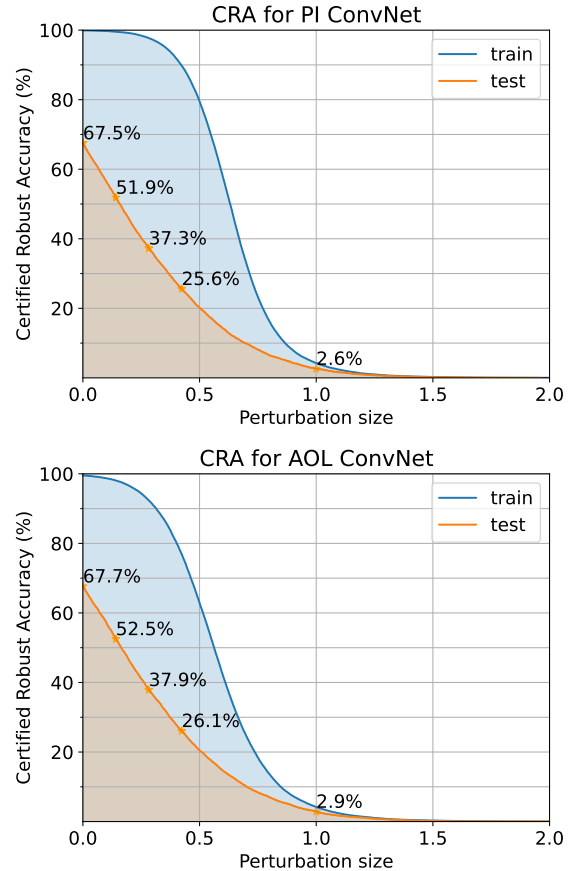


Figure 8. We can also robustly overfit (at least to margin  $\epsilon = 36/255$ ) a 1-Lipschitz network trained with power iteration (top) and an AOL ConvNet with orthogonal initialization (bottom).

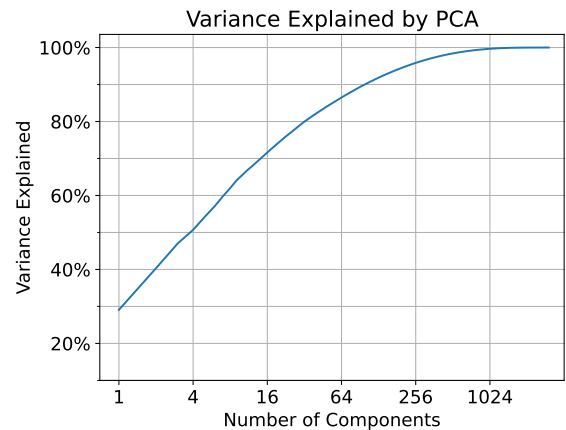


Figure 9. Variance explained by the first  $k$  principal components.

case, a new training data point can only have an influence on the performance (for a particular test point) if it is part of those few examples. The chance that this is the case for the  $n^{\text{th}}$  training example added to the training set is  $O(\frac{1}{n})$ .




Figure 10. CIFAR-10 images (left) and their reconstruction using 16 principal components (right).

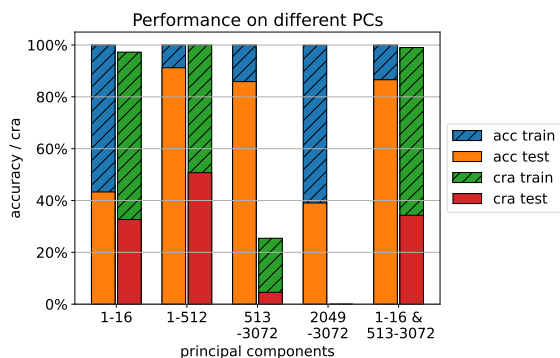


Figure 11. Performance of models when projected to a subset of principal components. Here, the robust models were trained without data augmentation.

Therefore, the amount of times *e.g.* a  $k$ -nearest neighbor classifier could be improved by adding an additional training example is  $O(\frac{1}{n})$ , and the total amount of times it might be improved when increasing the training set size from  $n_1$

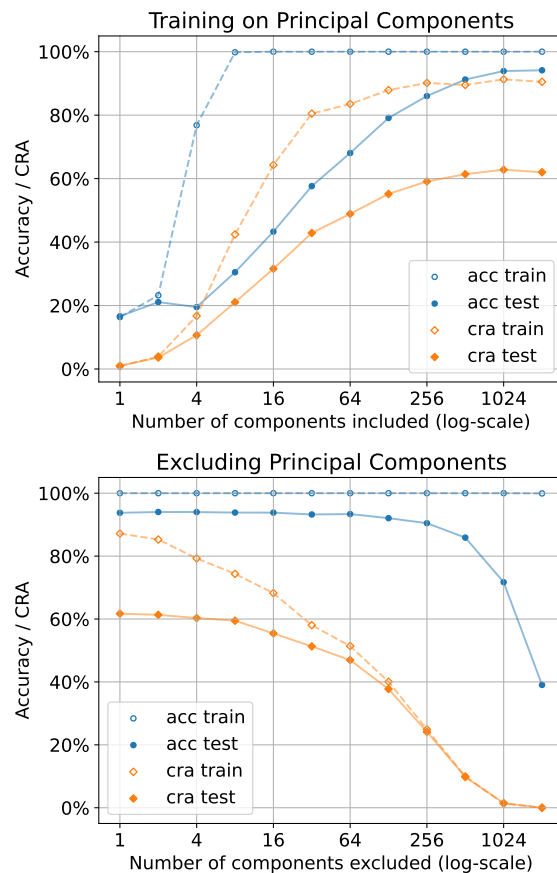


Figure 12. Training on the subset of principal components with the highest (top) or lowest (bottom) variance. Accuracy and certified robust accuracy reported come from two different models.

to  $n_2$  is of order

$$\sum_{i=1+n_1}^{n_2} \frac{1}{i} \sim \ln(n_2) - \ln(n_1) = \ln\left(\frac{n_2}{n_1}\right). \quad (21)$$

If the amount of improvement does not increase with dataset size, this gives us an upper bound on the performance: For some value  $c$ , doubling the dataset size should at best increase the performance by  $c$ . This is in line with the behavior we observe in Figure 1.

We can also analyze this behavior in terms of distance to the nearest neighbor: We assume that for image datasets, for some dimension  $d^*$  (something like an "intrinsic dimension of the data"), it should hold that the probability  $p$  of a (test) data point being within radius  $r$  of another data point approximately follows  $p \sim cr^{d^*}$  for some value  $c$ . We want to use this to make statements about the median of the distribution of the distance to the nearest neighbor, which we call  $r^*$ . In order to do this, consider the probability  $p_n$  that

any of  $n$  datapoints is close to the test point. We have that

$$p_n = 1 - (1 - p)^n \leq np \quad (22)$$

and

$$p_n = 1 - (1 - p)^n \geq 1 - \exp(-np). \quad (23)$$

Now if we set  $r = r_l$  for

$$r_l = \left( \frac{1}{2cn} \right)^{\frac{1}{d^*}}, \quad (24)$$

we get that  $p_n \leq np = nc \frac{1}{2nc} = \frac{1}{2}$ , and therefore  $r^* \geq r_l$ . Similarly, for

$$r_u = \left( \frac{1}{cn} \right)^{\frac{1}{d^*}}, \quad (25)$$

we get that  $p_n \geq 1 - \exp(-np) = 1 - \frac{1}{e} > \frac{1}{2}$ , and therefore  $r^* \leq r_u$ . Putting these together we have that

$$\left( \frac{1}{2cn} \right)^{\frac{1}{d^*}} \leq r^* \leq \left( \frac{1}{cn} \right)^{\frac{1}{d^*}}. \quad (26)$$

Furthermore note that as long as  $\log n \ll d^*$ , the following approximation should be close:

$$\left( \frac{1}{n} \right)^{\frac{1}{d^*}} = \exp\left(-\frac{\log(n)}{d^*}\right) \sim 1 - \frac{\log(n)}{d^*}. \quad (27)$$

Therefore, for some  $C$  it should approximately hold that

$$C \left( 1 - \frac{\log(n)}{d^*} \right) \leq r^* \leq C \left( 1 - \frac{\log(2n)}{d^*} \right), \quad (28)$$

which does imply that  $r^*$  will behave approximately linearly in  $\log(n)$  as long as  $\log(n) \ll d^*$

We evaluated whether this relationship does hold on CIFAR-10. Our results are shown in Figure 13, where we show that indeed the distance to the nearest neighbor does behave similarly to what we expect from the theoretical analysis. If it is further the case that the (expected) certified robust accuracy of a classifier increases when a test point is closer to the training point, this would explain why the performance of this classifier scales about linearly with the logarithm of the dataset size. Note that at least when using the angular distance, it seems that on average 1-Lipschitz classifiers do better on test examples with a nearby training example.

When estimating  $d^*$  from the experimental data in Figure 13, we get an "intrinsic dimension" of about  $d^* \sim 28$ . This unfortunately implies that in order to get 1-nearest neighbors of distance close to 1 we will require  $n \geq 10^{31}$ . So while the 1-nearest neighbor algorithm will produce a great robust classifier with enough data, this amount of data does not seem to be reachable in practice.

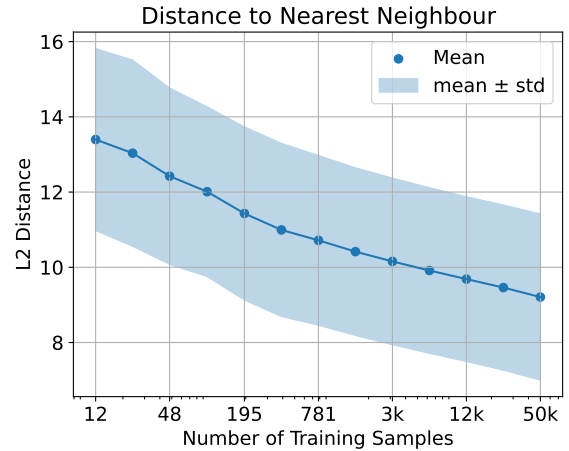


Figure 13. The distance to the nearest neighbor scales about linearly in  $\log(n)$ , for  $n$  the size of the training dataset.