



An implementation of neural simulation-based inference for parameter estimation in ATLAS

The ATLAS Collaboration

Neural simulation-based inference is a powerful class of machine-learning-based methods for statistical inference that naturally handles high-dimensional parameter estimation without the need to bin data into low-dimensional summary histograms. Such methods are promising for a range of measurements, including at the Large Hadron Collider, where no single observable may be optimal to scan over the entire theoretical phase space under consideration, or where binning data into histograms could result in a loss of sensitivity. This work develops a neural simulation-based inference framework for statistical inference, using neural networks to estimate probability density ratios, which enables the application to a full-scale analysis. It incorporates a large number of systematic uncertainties, quantifies the uncertainty due to the finite number of events in training samples, develops a method to construct confidence intervals, and demonstrates a series of intermediate diagnostic checks that can be performed to validate the robustness of the method. As an example, the power and feasibility of the method are assessed on simulated data for a simplified version of an off-shell Higgs boson couplings measurement in the four-lepton final states. This approach represents an extension to the standard statistical methodology used by the experiments at the Large Hadron Collider, and can benefit many physics analyses.

Contents

1	Introduction	2
2	Neural simulation-based inference	4
2.1	Classifiers as probability density ratio estimators	4
2.2	A simple μ S+B model	5
2.3	Search-oriented mixture model	6
2.4	Robust estimators with ensembles	7
3	Example use case: off-shell Higgs boson production	8
3.1	Input features	9
3.2	Network architecture and training	10
3.3	Systematic uncertainties	10
4	Diagnostics	10
4.1	Reweighting closure	12
4.2	Calibration closure	12
4.3	Spread in ensemble predictions	12
4.4	Additional diagnostics	14
5	Systematic uncertainties	14
5.1	Nuisance parameters in the likelihood ratio function	15
5.2	The profile log-likelihood ratio	16
5.3	Effects from the limited size of simulated samples	16
5.4	Calculation of pulls and impacts	17
6	Neyman construction	18
6.1	Generating pseudo-experiments	19
6.2	Overcoming negative weights	19
6.3	Confidence intervals	20
7	Comparison of sensitivity	21
7.1	Comparison to histogram-based methods	21
7.2	Impact of systematic uncertainties	23
8	Conclusions and outlook	24
	Appendix	27
A	Interpolation function	27

1 Introduction

Precision measurements of theoretical parameters are a core element of the scientific program of experiments at the Large Hadron Collider (LHC). Such measurements typically rely on the method of maximum

likelihood, which assesses the likelihood of the observed data for a range of parameter values [1, 2]. While the likelihood cannot be calculated analytically, it can be estimated from high-fidelity simulations of data under varying parameter values [3]. As the space of observational measurements grows to higher dimensionality, density estimation becomes challenging and is often preceded by data reduction, which compresses the relevant information into a low-dimensional summary statistic, often a single observable, allowing for simple probability density estimation methods, such as histogramming, to be used [1]. While significant effort goes into both the design of this summary observable and the choice of histogram binning, these simplifications may nonetheless result in a loss of sensitivity. This is of particular concern for problems where the differential cross-sections and the observed kinematic distributions of different physics processes have a non-linear dependence on the parameter of interest (POI). In non-linear cases, no single observable may contain all the information required to maximize the sensitivity of the analysis over the full range of the theory parameter under consideration [4–6]. Examples of analyses for which this can have significant consequences for the sensitivity include the off-shell Higgs boson production measurements and effective field theory (EFT) measurements, where quantum interference introduces a non-linear dependence on the parameter of interest.

While histograms cannot effectively scale to high dimensions, neural networks (NN) were shown to perform high-dimensional, unbinned density estimation in the context of parameter estimation at the LHC [4, 7–10] without the need to collapse information to a single observable. Referred to as *neural simulation-based inference (NSBI)*, these methods can dramatically enhance sensitivity in analyses where the simplifications coming from using histograms of a single summary statistics are unwarranted.

NSBI techniques are of interest to a wide range of scientific fields for parameter estimation in cases where likelihoods are either intractable or computationally expensive to evaluate. When high-fidelity simulators can provide samples drawn from these likelihoods, NNs are capable of learning the underlying density of these simulated samples and can be used to approximate a likelihood ratio [7], the likelihood itself [11], or, in the context of Bayesian inference, the posterior [12]. These techniques have several potential applications in the physical sciences [3, 4] and can be used, for instance, to study galaxy clustering [13], probe the interior of neutron stars from telescope data [14], or analyze data from gravitational wave detectors [15].

For the application of NSBI to analysis of experimental particle physics data, crucial questions remain unanswered. How can a large number of nuisance parameters (NP) be incorporated? How can the uncertainty from limited Monte-Carlo (MC) simulated samples be quantified? Can NN produce robust likelihood ratios and confidence intervals when applied in a realistic experimental context, and how can their reliability be effectively tested? This paper answers these questions and, thereby, enables the construction of a complete NSBI framework, together with diagnostic tools to address these questions.

The developed framework is an extension of an established statistical method at the LHC [1, 2], to be usable with unbinned, multidimensional data, where NNs are used to estimate likelihood ratios between hypotheses. It accounts for both linear and non-linear dependence of physics observables as a function of theory parameters, which is crucial to building optimal test statistic functions. The challenge of *model misspecification* in NSBI, where the simulations have systematic differences from real data, is addressed by the introduction of NPs representing systematic uncertainties, and by testing the modeling of these systematic uncertainties themselves, in a similar way to how it is done for traditional analysis techniques in particle physics [16]. This method can leverage an analytical factorization of contributions from different physics processes to the full likelihood, which is possible in many analyses at the LHC. To show the power and applicability of the method, an example use case is described using samples describing the gluon fusion processes simulated for the ATLAS off-shell Higgs boson production measurement in the four-lepton final states [17]. The example will be compared to an equivalent *histogram-based analysis*,

defined as one where the likelihood ratio is given by a multinomial distribution based on the histogram of a single observable. The improvement in sensitivity compared to a histogram-based analysis, while accounting for systematic uncertainties, comes from the optimization of the analysis over the entire range of the theory parameter, which cannot be achieved with the use of only a single observable for all regions of the theory space, and from the unbinned nature of the method. The robustness tests that are needed to build a reliable likelihood ratio model using NNs are also shown.

Recently, the ATLAS experiment has also demonstrated the ability to unfold differential cross-sections in high-dimensional observable space and without binning [18] using a technique that also relies on the ability of classifiers to estimate probability density ratios. The goals of unfolding are different from parameter estimation from experimental data, and the two approaches are complementary.

Since this paper builds upon established statistical methods at the LHC, it focuses on the tools and concepts necessary to extend these to a high-dimensional and unbinned NSBI analysis. The paper is organized as follows. Section 2 reviews the concepts of NSBI and modifications that are developed for a practical application at the LHC. Section 3 introduces the context of the off-shell Higgs boson production measurement, which is the example analysis used to demonstrate the method developed. Section 4 then describes the diagnostic tools used to validate the trained models, Section 5 extends the method to incorporate systematic uncertainties, Section 6 describes how to build confidence intervals for NSBI, and Section 7 assesses the gain in sensitivity. The conclusion is presented in Section 8 with a discussion of opportunities and challenges.

2 Neural simulation-based inference

This section reviews the core principles of classifier-based NSBI and discusses a framework in which the method can be made robust and numerically stable. NPs are introduced into this framework in Section 5.

2.1 Classifiers as probability density ratio estimators

NN classifiers can be used to discriminate between two hypotheses μ_0 and μ_1 by minimizing the binary cross-entropy loss function,

$$\mathcal{L}[s] = -\frac{1}{(\sum_{i=1}^N w_i)} \sum_{i=1}^N w_i \cdot [y_i \log s(x_i) + (1 - y_i) \log(1 - s(x_i))], \quad (1)$$

where the sum is over N events i sampled from probability density functions $p(x_i|\mu_0)$ or $p(x_i|\mu_1)$ with weights w_i and assigned labels $y_i = 0$ or $y_i = 1$, respectively, and $s(x_i)$ is the classifier decision function. Each event i is described by a vector of observables x_i .

The optimal decision function (in the infinite sample limit, i.e., as $N \rightarrow \infty$), which minimizes the binary cross entropy function, is given by [7, 19]

$$s(x_i) = \frac{p(x_i|\mu_1) \cdot \nu(\mu_1)}{p(x_i|\mu_0) \cdot \nu(\mu_0) + p(x_i|\mu_1) \cdot \nu(\mu_1)}, \quad (2)$$

where $\nu(\mu_0)$ and $\nu(\mu_1)$ are the expected number of events for each hypothesis.

In high-energy physics, training datasets are usually taken from MC simulated samples generated according to the two hypotheses. These simulated events are often weighted, and the weights may take negative values. Typically, the weights are scaled to perform the training with *balanced samples*, i.e., $\sum_{y=0} w_i = \sum_{y=1} w_i$, which tends to improve the convergence of the NN to the optimal classifier. When training a classifier between two hypotheses, this choice simplifies the optimal classifier to

$$s(x_i) = \frac{p(x_i|\mu_1)}{p(x_i|\mu_0) + p(x_i|\mu_1)}. \quad (3)$$

Eq. (3) can be used to write the probability density ratio of hypotheses μ_0 and μ_1 for a single event x_i as [7, 20]:

$$r(x_i|\mu_1, \mu_0) = \frac{p(x_i|\mu_1)}{p(x_i|\mu_0)} = \frac{s(x_i)}{1 - s(x_i)}. \quad (4)$$

The estimate $\hat{r}(x|\mu_1, \mu_0)$ for the ratio $r(x; \mu_1, \mu_0)$ is obtained by substituting the optimal decision function $s(x)$ with its NN estimate $\hat{s}(x)$. This relation enables the probability density ratio of two values of POIs for individual events to be estimated without the need for dimensionality reduction or histograms. The probability density ratio for the dataset is constructed by taking the product of probability density ratios for individual events to compute the test statistic comparing the two hypotheses μ_0 and μ_1 . This trick has, for instance, been used to obtain per-event probability density ratios, in data-driven background models [21] and unfolding [18] in the ATLAS experiment.

The task of parameter estimation is a composite hypothesis test, but can be performed by comparing the likelihood for two values of a parameter at a time. While it may appear that parameter estimation would require training a separate classifier for each pair of hypotheses being compared, in practice there are more elegant solutions. A single *parametrized network* may be trained to learn a conditional decision function that varies with the hypothesis under consideration (i.e., the different values of the theory parameter) [7, 22]. If the parametric dependence of a test statistic can be expressed analytically in terms of the POIs and a finite number of likelihood ratios estimated from binary classifiers, the need for a network to learn the parametric dependence is eliminated.

2.2 A simple $\mu\text{S}+\text{B}$ model

The measurement of the signal strength μ of a process with no interference with the background processes is defined by the mixture model,

$$p(x_i|\mu) = \frac{\mu\nu_S p(x_i|\text{S}) + \nu_B p(x_i|\text{B})}{\mu\nu_S + \nu_B}, \quad (5)$$

where S represents the signal processes, B the background processes, ν_S the expected signal yield, and ν_B the expected background yield. One can train a classifier to estimate a decision function separating signal from background events using balanced class weights,

$$s(x_i) = \frac{p(x_i|\text{S})}{p(x_i|\text{B}) + p(x_i|\text{S})}, \quad (6)$$

and then compute the per-event probability density ratio,

$$r(x_i|\text{S}, \text{B}) = \frac{p(x_i|\text{S})}{p(x_i|\text{B})} = \frac{s(x_i)}{1 - s(x_i)}. \quad (7)$$

This can be scaled as required to construct the likelihood ratio,

$$\frac{p(x_i|\mu)}{p(x_i|\mu=0)} = \frac{1}{(\mu\nu_S + \nu_B)} \frac{\mu\nu_S p(x_i|S) + \nu_B p(x_i|B)}{p(x_i|B)} = \frac{1}{(\mu\nu_S + \nu_B)} (\mu\nu_S r(x_i|S, B) + \nu_B), \quad (8)$$

where ν_S and ν_B are estimated from simulation. The output of a single μ -independent classifier is a *sufficient summary statistic*, meaning that it contains all the information necessary to do hypothesis tests over a range of μ . This is guaranteed by the Neyman-Pearson lemma, which states that the likelihood ratio is the optimal observable when comparing two hypotheses. To use this classifier output directly as an estimate of the probability density ratio, stringent requirements would need to be placed on the quality of this estimate. Alternatively, the output of the classifier can be treated as a high-level observable particularly sensitive to μ . For this reason, it is often used as the final observable in histogram-based signal strength measurements. In such analyses, the likelihood is traditionally computed in each bin of a histogram using a multinomial probability model, where the fraction of events in each bin is obtained from simulation and the observed number of events from data [1]. In non-linear problems, no single observable is a sufficient summary statistics. The next section develops a formalism to generalize the procedure presented above.

2.3 Search-oriented mixture model

When the hypotheses being tested can be decomposed into components of a mixture model, the learning task can be factorized into a series of simpler classification tasks [7]. If the only parameters to be estimated can be written as signal strengths, the individual classifiers no longer need to be parametrized as a function of the POIs, since the relation is explicitly known. This analytical decomposition reduces the burden of validating the test statistic from testing its interpolation performance over the full theory parameter space to validating the performance of a small number of classifiers with fixed hypothesis. If every classifier is well-trained and well-calibrated, then their combination may be expected to remain well-behaved, although this must be explicitly verified.

For the description of a general signal strength measurement at the LHC based on final state that receives contributions from multiple physics processes, the probability density can be described as a mixture model:

$$p(x_i|\mu) = \frac{1}{\nu(\mu)} \sum_J^{C_{\text{proc}}} f_J(\mu) \nu_J p_J(x_i), \quad (9)$$

where index J enumerates the C_{proc} different physics process, $p_J(x_i)$ is the probability density for the event i corresponding to the process J , ν_J the expected yield for that process with μ at the Standard Model value, and $\nu(\mu) = \sum_J f_J(\mu) \nu_J$. Here μ can either represent a single theory parameter or a vector of theory parameters, and the formalism accommodates both cases. The mixture model can be rewritten as a function of probability density ratios between the different C_{proc} processes and a single reference,

$$\frac{p(x_i|\mu)}{p_{\text{ref}}(x_i)} = \frac{1}{\nu(\mu)} \sum_J^{C_{\text{proc}}} f_J(\mu) \nu_J \frac{p_J(x_i)}{p_{\text{ref}}(x_i)}. \quad (10)$$

The probability density ratios, $p_J(x_i)/p_{\text{ref}}(x_i)$, can be estimated by using a finite number of μ -independent classifiers. In measurements of signal strengths, the dependence on μ is completely captured by the

coefficients $f_J(\mu)$. If the dependence of $p(x_i|\mu)/p_{\text{ref}}(x_i)$ on the POIs μ is not known analytically, a parametrized network can be trained instead [7].

While there is freedom to make any choice for the reference, this paper defines a *search-oriented* reference process, built as a combination of all signal processes,

$$p_{\text{ref}}(x_i) = \frac{1}{\sum_K^{C_{\text{signals}}} \nu_K} \sum_J^{C_{\text{signals}}} \nu_J p_J(x_i), \quad (11)$$

with C_{signals} as the number of signal processes. This definition ensures that the denominators in Eq. (10) is larger than zero over the entire signal region of an analysis, which is the region that is sensitive to the signal processes. Here, p_{ref} is defined to be independent of μ , which allows the construction of the final profile likelihood ratio that is independent of p_{ref} (see Section 5). The term p_{ref} contributes to a constant offset towards $\log p(x_i|\mu)$, which can be ignored in the maximization of the likelihood.

The search-oriented mixture model overcomes issues that may arise in alternative formulations of the reference sample. If probability density ratios $p_J(x)/p_{\text{ref}}(x)$ are used to estimate the likelihood ratio in regions of phase-space with $p_{\text{ref}}(x) \approx 0$, the final estimate will depend on a fine-tuned cancellation of large numbers, which is numerically unstable. A pre-selected signal region for the analysis must be defined that ensures $p_{\text{ref}}(x_i) > 0$ throughout the region. This definition of p_{ref} ensures that all signal-sensitive regions of the phase space can remain in the pre-selection region. This choice of p_{ref} also aids in the sample-efficient training of the individual classifiers. Finally, it may be convenient to define p_{ref} such that it can be represented using simulated samples with only positive weighted events. This simplifies the procedure to construct confidence intervals, which are described in Section 6.

2.4 Robust estimators with ensembles

In a traditional analysis where a classifier is employed solely for constructing a sensitive observable and where probability density estimation is performed with a histogram, an imperfect training leads to a suboptimal observable and a slightly less sensitive analysis. However, it does not lead to an ill-behaved test statistic, introduce inaccuracies in the measured confidence intervals, or introduce biases in the maximum likelihood estimate of the POIs. These undesirable behaviors are absent because the likelihood of event counts per bin in a histogram can be computed exactly using the Poisson probability density function. In NSBI, the probability density ratios are instead estimated using NNs, making the high quality of these estimates imperative. Since an individual classifier may not perfectly estimate the decision function $s(x_i)$, a series of steps is described to ensure that the estimator $\hat{s}(x_i)$ is well-behaved (as determined by the diagnostic tests described in Section 4).

One possibility is to calibrate $\hat{s}(x_i)$ using simulated samples [7], however, achieving accurate and continuous calibration in practice can be technically challenging. Instead, an ensemble of networks is trained [23] on bootstrapped samples of the training data, and their average response used to construct a robust estimate of likelihood ratios. The bootstrapping can be implemented either through resampling or using Poisson perturbations to the event weights that correspond to statistical fluctuations [24]. This approach helps account for the variance between individual networks, originating from the random initialization of weights and the finite number of events of the training samples. A similar method has previously been used for neural-network-based data-driven background estimates [21] and unfolding of differential cross-sections [18] in ATLAS. Examining classifier and ensemble performance across different parts of

the observable phase space can guide decisions about NN architecture optimization and data preprocessing. Furthermore, iterative optimization is essential to achieve a high level of accuracy in likelihood-ratio estimation.

Multiple diagnostic tests help determine whether the level of precision desired from the ensembles is achieved, which are discussed in Section 4. Ultimately, the full test statistic must be tested on simulated samples at different values of the POIs to ensure that reliable results with the desired precision are consistently produced over the entire parameter range. Since the ensembles are trained on bootstrapped samples, it is possible to use the spread in their predictions to assess the uncertainty due to the finite training data.

3 Example use case: off-shell Higgs boson production

The developed NSBI framework is demonstrated using a subset of the samples originally generated in ATLAS for an off-shell Higgs boson production measurement in the $H \rightarrow ZZ \rightarrow 4\ell$ decay channel using a sample of proton–proton collisions at $\sqrt{s} = 13$ TeV corresponding to an integrated luminosity of 140 fb^{-1} . The original analysis is described in detail in Ref. [17], only the details relevant to NSBI are summarized below. For this demonstration only a subset of the physics processes and systematic uncertainties from the original analysis are considered. The results of a complete implementation of NSBI in the measurement of off-shell Higgs production are given in Ref. [25].

When the quantum interference between signal and background processes is negligible, a single observable that optimally separates signal from background contains all the information necessary to perform optimal hypothesis tests over the full range of signal strength values (see Eq. (6)). However, this is no longer true when the interference cannot be ignored, as is the case in the off-shell Higgs boson analysis. Large interference contributions cause the kinematic distributions to change non-linearly with the signal strength μ . Ref. [5] demonstrates that the use of NSBI can fully account for these non-linear effects and recover the sensitivity that was lost by the single observable test statistic approach.

The simulated samples used in the study include those for the $gg \rightarrow H^* \rightarrow ZZ \rightarrow 4\ell$ signal-only (S) process, $gg \rightarrow ZZ \rightarrow 4\ell$ background-only (B) process, and the combined simulation including interference effects $gg \rightarrow (H^* \rightarrow) \rightarrow ZZ \rightarrow 4\ell$ (SBI_1), where the subscript indicates that $\mu = 1$ was used for the simulation. These samples, describing the gluon fusion (ggF) production channel, are re-used for the demonstration in this paper. The full probability model for the ggF production can be expressed as¹

$$p_{\text{ggF}}(x|\mu) = \frac{1}{v_{\text{ggF}}(\mu)} \left[(\mu - \sqrt{\mu}) v_S p_S(x) + \sqrt{\mu} v_{\text{SBI}_1} p_{\text{SBI}_1}(x) + (1 - \sqrt{\mu}) v_B p_B(x) \right], \quad (12)$$

where $v_{\text{ggF}}(\mu) = (\mu - \sqrt{\mu}) v_S + \sqrt{\mu} v_{\text{SBI}_1} + (1 - \sqrt{\mu}) v_B$. The contribution from the interference (I) is calculated as $p_I = p_{\text{SBI}_1} - p_B - p_S$, and it is this interference effect that introduces the non-linearity in μ . Following Ref. [17], the full probability model $p_{\text{ggF}}(x|\mu)$ and $v_{\text{ggF}}(\mu)$ are functions of μ , while $p_{\text{SBI}_1}(x)$ and v_{SBI_1} are not, and assume $\mu = 1$. For simplicity, the ggF subscripts are suppressed henceforth. The

¹ In principle, a coupling modifier parameter that scales the signal amplitude is a complex number, and may lead to a phase contributing to the interference term in the cross-section computation. This would require the measurement of two independent parameters of interest. In this analysis, the modifier $\sqrt{\mu}$ is assumed to be a positive real number, and therefore only the inference of one parameter of interest μ is required.

Table 1: List of input variables for the NN. For additional details, see Ref. [17].

Variable	Definition
Production Kinematics	
$m_{4\ell}$	Four-lepton invariant mass
$p_{\text{T}}^{4\ell}$	Four-lepton transverse momentum
$\eta^{4\ell}$	Four-lepton pseudo-rapidity
Decay Kinematics	
m_{Z_1}	Z_1 mass
m_{Z_2}	Z_2 mass
$\cos \theta^*$	cosine of the Higgs boson decay angle
$\cos \theta_1$	cosine of the Z_1 boson decay angle
$\cos \theta_2$	cosine of the Z_2 boson decay angle
ϕ	angle between Z_1, Z_2 bosons decay planes
ϕ_1	Z_1 decay plane angle

reference process definition in Eq. (11) leads to $p_{\text{ref}} = p_S$ for this example, and the search-oriented mixture model from Eq. (10) becomes

$$\frac{p(x|\mu)}{p_S(x)} = \frac{1}{v(\mu)} \left[(\mu - \sqrt{\mu}) v_S + \sqrt{\mu} v_{\text{SBI}_1} \frac{p_{\text{SBI}_1}(x)}{p_S(x)} + (1 - \sqrt{\mu}) v_B \frac{p_B(x)}{p_S(x)} \right]. \quad (13)$$

This density ratio can be constructed from two ensembles, the first to estimate $p_{\text{SBI}_1}(x)/p_S(x)$ and the second to estimate $p_B(x)/p_S(x)$. The event selection strategy follows that of Ref. [17] and additionally uses a multivariate discriminant, similar to the discriminant designed in Ref. [17], but used here only to define the signal and control regions, i.e., parts of the data without sensitivity to the parameter of interest. Control regions can be used to validate the background model and potentially fit background-related NPs. The remainder of this section will describe the input features and architecture for the networks trained for these tasks, and the systematic uncertainty model used in this example.

3.1 Input features

With enough training events, deep NNs can learn from low-level input features such as the four-momenta of all observed final state particles, and can then capture all higher-level correlations. However, in the regime of limited simulated samples, as is often the case at LHC experiments, there is a benefit to using a set of physics-motivated high-level observables that completely describe the observed final state.

The set of observables used to train the network in this demonstration are described in Table 1. The Higgs boson decay into Z bosons is described with seven kinematic observables: $\cos \theta^*$, $\cos \theta_1$, $\cos \theta_2$, ϕ_1 , ϕ , m_{Z_1} and m_{Z_2} . These have traditionally been used to construct a discriminant based on matrix-element calculations, and contain all relevant information to distinguish the Higgs boson signal process from the background [26]. Combined with the observables $m_{4\ell}$, $p_{\text{T}}^{4\ell}$ and $\eta_{4\ell}$ for Higgs production, these can be used to calculate the four-momenta of all final-state leptons in the $ZZ \rightarrow 4\ell$ decay channel. Further details on the observables and event selection can be found in Ref. [17].

3.2 Network architecture and training

The classifiers trained in this demonstration are all feed-forward dense networks and comprise five hidden layers with 1 000 nodes each, and a swish activation [27], followed by an output layer with a single node and a sigmoid activation. The events were split into training and test sets using the k -fold method with $k = 10$ [28], and a bootstrapped sample was generated from the training set to train each network in an ensemble. A weighted binary cross-entropy loss function that accounts for event weights is used to train the networks with the Nadam optimizer [29] in TensorFlow [30]. The training required large-scale graphics processing unit (GPU) infrastructure [31], consisting of several hundred Nvidia T4 and Nvidia A100 GPUs. The final networks used in this paper, with 500 networks used in an ensemble, required approximately 4 000 GPU hours to train.

3.3 Systematic uncertainties

At the LHC, systematic uncertainties in the modeling of physics processes are often considered in terms of their effect on the shape of distributions and on the expected yields (the overall normalization). This separation can be carried forward to NSBI, as it will be shown in Section 5.1. Two systematic uncertainties from the original study in Ref. [17] are implemented to demonstrate the treatment of NPs that either modify both the shape $p(x|\mu)$ and yield $\nu(\mu)$ of distributions or only the yield $\nu(\mu)$. These are:

- **Missing higher-order QCD uncertainty:** the uncertainty in the missing higher-order QCD corrections to the ggF processes in perturbation theory, which modify both the shapes of the kinematic distributions and expected yields.
- **Luminosity uncertainty:** the uncertainty in the integrated luminosity measurement of ATLAS, affecting only the expected yields.

These two uncertainties are used as examples in Section 7 to demonstrate how systematics uncertainties can be implemented in an NSBI analysis. They do not constitute a realistic systematic uncertainty model for an off-shell Higgs boson production measurement, which can include over 100 different sources in the $H^* \rightarrow ZZ \rightarrow 4\ell$ analysis [17].

4 Diagnostics

The precise estimate of likelihood ratios is crucial for a robust final result, and therefore the classifiers used in the framework described in Section 2 require additional scrutiny compared with classifiers used in traditional histogram-based analyses. In addition to traditional visualizations of classifier performance, such as the receiver operating characteristic (ROC) curve and the distribution of the classifier output, this section describes a list of additional diagnostic tools that are essential for the validation of the likelihood ratio estimate at the level of detail required for NSBI analysis.

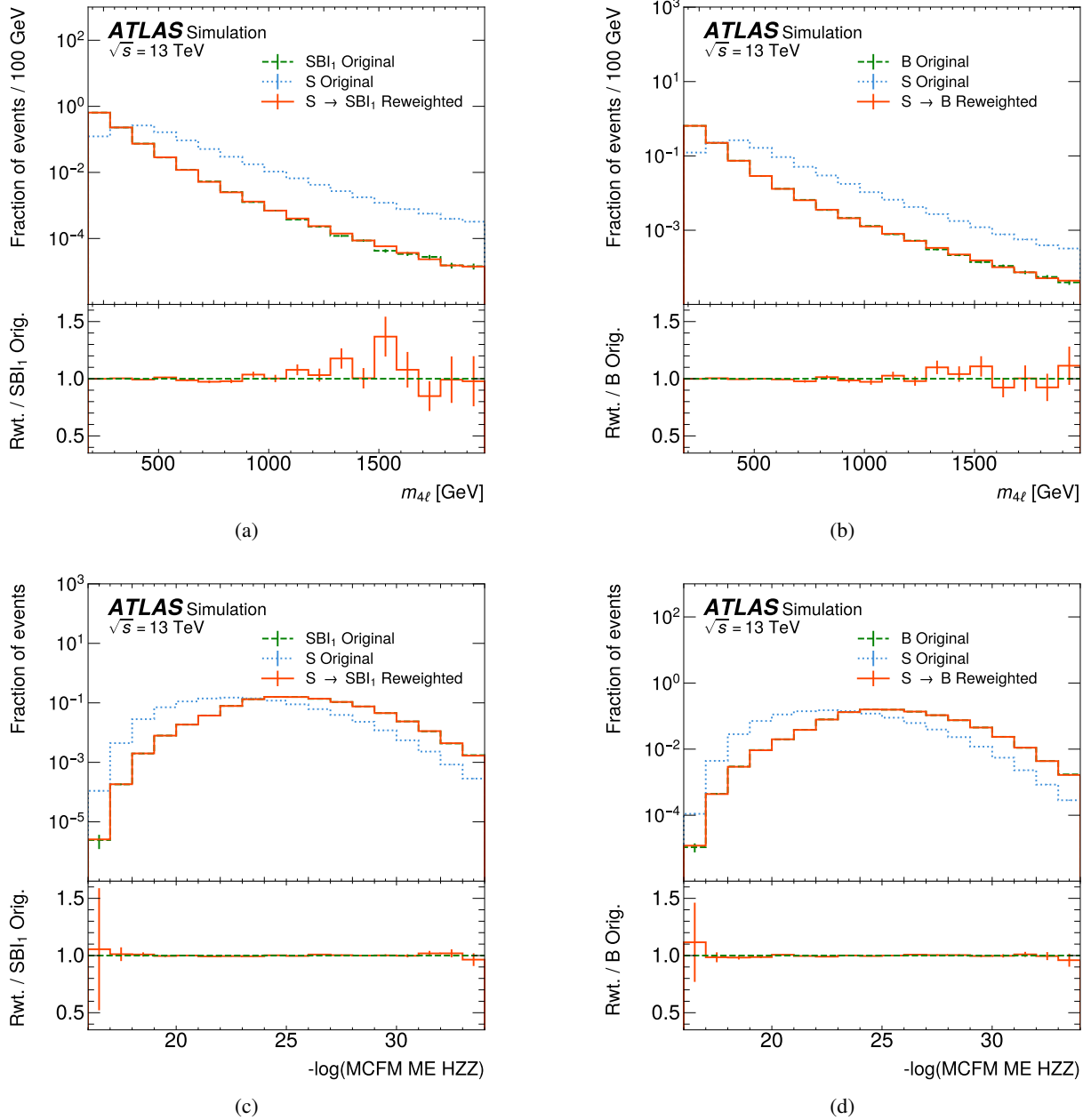


Figure 1: One-dimensional reweight closure diagnostic with $m_{4\ell}$ (a) between the S and SBI₁ samples and (b) between the S and B samples. The same diagnostics, using a high-level observable that represents the squared matrix-element for the $gg \rightarrow H \rightarrow ZZ \rightarrow 4l$ process from reconstructed quantities computed using MCFM [32] (c) between the S and SBI₁ samples and (d) between the S and B samples. The first diagnostic is an example for an observable directly used in the network training, the second diagnostics is an example of the network’s ability to learn high-level physics observables that are not used directly for training. The original reference sample (dotted blue line), is reweighted (solid orange line) using the likelihood ratio estimated with ensembles of NNs to match the target (dashed green line). The lower panels show the ratio of the reweighted reference sample and the original sample.

4.1 Reweighting closure

If an ensemble of NNs has estimated the likelihood ratio of two classes A and B accurately, it can be used to reweight samples from one class to another. Since $p(x_i|A) = p(x_i|B) r(x_i|A, B)$, the distribution of samples from B , when reweighted as $w_i \hat{r}(x_i|A, B)$, where w_i represents the normalized simulation weight of an event from class B , should reproduce the distribution of samples from A ,

$$\hat{r}(x_i|A, B) p(x_i|B) \sim p(x_i|A). \quad (14)$$

Any discrepancies indicate a failure of the ensemble of NNs to correctly estimate the likelihood ratio in some part of the phase space. The normalization of the weights w_i restricts the test to differences in the shape of the distribution. Examples of good reweight closure are shown in Figure 1 to validate the p_{SBI_1}/p_S and p_B/p_S , using a one-dimensional histogram of the $m_{4\ell}$ observable. Additional comparisons can be made by taking higher-dimensional projections of the full input phase space, but the visualization is challenging for more than two dimensions. The closure is also shown for high-level observables that were not explicitly used in the training, in this case, a matrix-element-based observable that is known to be good summary statistic [33].

An independent classifier, such as a deep NN or a boosted decision tree, can be trained with the goal of separating between events from class A and the reweighted events from B to identify any high-dimensional mismatches between the distributions [7]. A perfect reweighting would lead to the failure of this independent classifier to reach the goal, indicated by an area under the ROC curve (AUC) of 0.5. Such *classifier tests* provide a multi-dimension probe of the quality of the classifier, albeit in a limited range of the complete phase space [34, 35].

A related tool, the *normalization closure*,

$$\sum_{i \in A} w_i \frac{p_B(x_i)}{p_A(x_i)} = \sum_{i \in B} w_i, \quad (15)$$

should also be explicitly verified. This simple test can highlight problems if the numerical precision of the training and inference are insufficient to correctly describe events with $s(x_i) \approx 0$ or $s(x_i) \approx 1$.

4.2 Calibration closure

Another useful visualization of the NN performance is the calibration curve. If the distribution of predicted relative probability $\hat{s}(x_i)$ from the ensemble of NNs is binned, then the fraction of events in each bin from the first class provides an empirical MC estimate of the mean $s(x_i)$ in that bin. For a well-calibrated classifier, the binned estimate should match the estimate in each bin. Figure 2 shows the calibration curves for the estimators of $p_{\text{SBI}_1}/(p_S + p_{\text{SBI}_1})$ and p_{SBI_1}/p_S using ensemble predictions. The calibration curves for a well-calibrated classifier is represented as a diagonal line.

4.3 Spread in ensemble predictions

An ensemble of networks is trained for each classification task, as discussed in Section 2.4. The spread in their predictions for the same event reveals the events for the which the number of training events is a limitation, and this can inform the optimization of the training strategy. This spread is shown for example

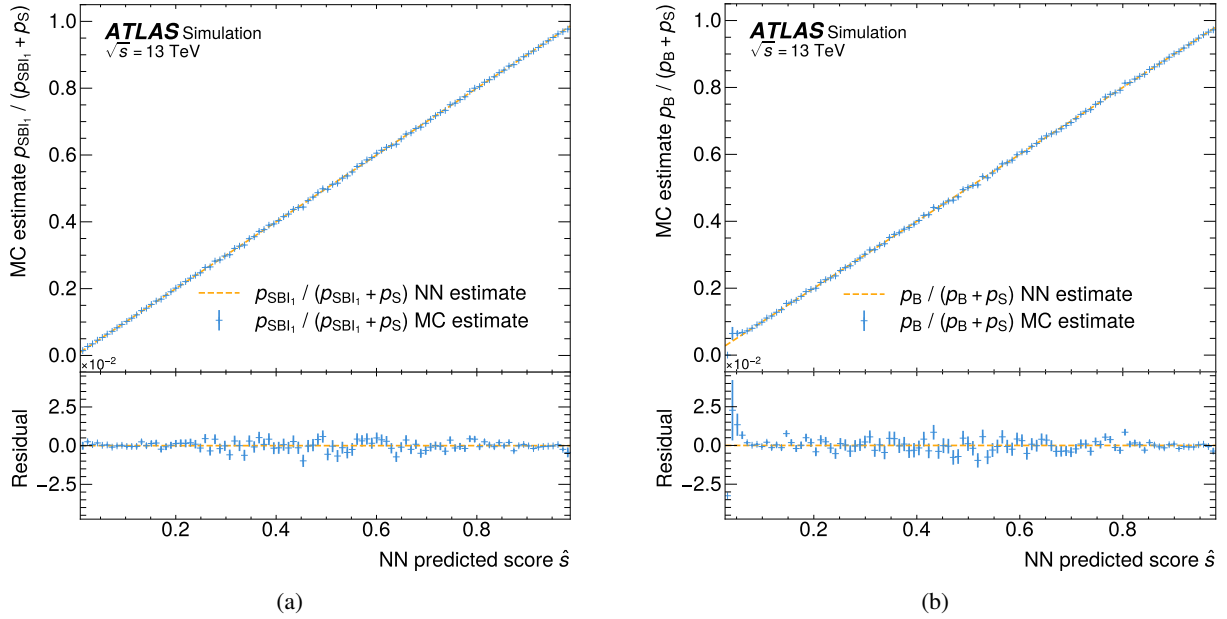


Figure 2: Calibration curves comparing ensemble estimated $\hat{s}(x_i)$ with the expected value from binned MC simulated samples, for the validation of the (a) $p_{\text{SBI}_1}/p_{\text{ref}}$ and (b) $p_{\text{B}}/p_{\text{ref}}$ probability density ratio estimations. The residuals, defined as the difference of the MC estimate and the NN estimate, are shown in the bottom panels. The error bars indicate the uncertainty due to the finite number of simulated events in the MC estimate of the density ratio.

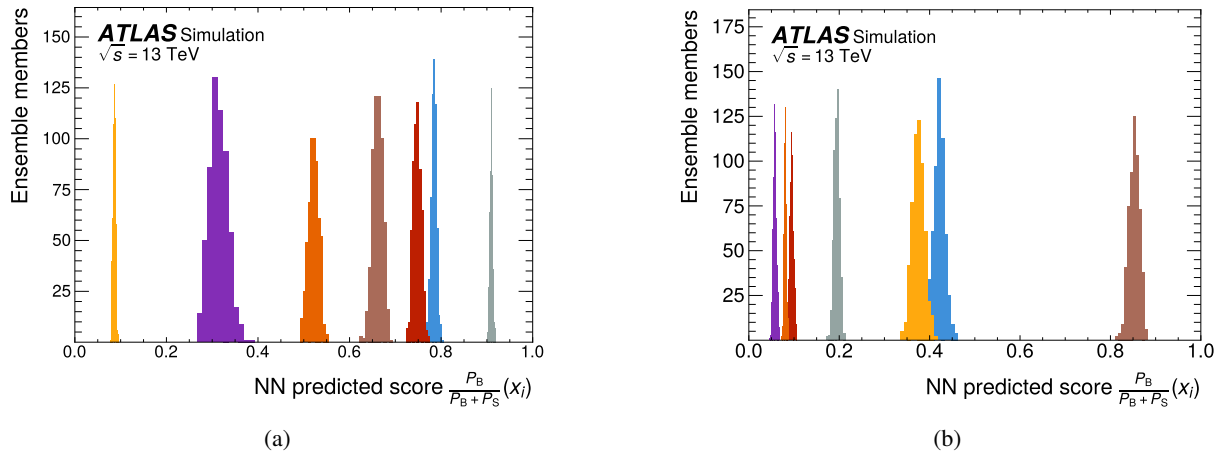


Figure 3: The distribution of NN output for example events (in different colors), calculated from an ensemble of classifiers trained to separate B from S samples, evaluated on (a) seven example events from B and (b) seven example events from S. A larger spread indicates a larger uncertainty in the NN score for the event from the ensemble.

events in Figure 3, where a wider spread indicates a larger ensemble uncertainty. The propagation of these uncertainties in the estimated probability density ratios requires careful consideration of their correlated impact on the final parameter estimate, and is described in Section 5.3.

4.4 Additional diagnostics

Additional diagnostic plots may be used to assess the performance of the method, motivated by analysis-specific considerations. In addition to validating the individual estimated probability density ratios $p_J(x_i)/p_{\text{ref}}(x_i)$ that form the mixture model, the combined probability density ratio $p(x_i|\mu)/p_{\text{ref}}(x_i)$ can also be validated using the discussed diagnostic tools. The inference can in addition be validated on independent samples simulated at values of μ that were not used for training. The probability ratio estimates should also be validated in data using control regions. The final performance of the analysis method can also be verified on simulated datasets, sampled over a wide range of values of the parameter of interest to ensure that the correct maximum likelihood estimate is consistently obtained, and this validation is shown in the companion physics analysis paper [25].

As a further cross-check, the analysis method can be tested on samples simulated with a different event generator, on samples simulated with a shifted value of a NP, or with different injected POI values. This method provides additional interpretable per-event quantities to examine, i.e., the estimated probability density ratios between different theory hypotheses for a given event. These quantities can be studied as functions of several observables to understand the sub-category of events that influence the overall test statistic in favor of one hypothesis over another. A few examples are discussed in Section 7.

5 Systematic uncertainties

A major challenge in applying NSBI to LHC data is addressing systematic uncertainties. Each individual source of systematic uncertainty is represented by a NP α_k . Collectively the NPs are represented by a vector α . The NPs may be constrained by an auxiliary measurement which provides a nominal value a_k and an externally provided uncertainty δ_k on the nominal value.

In principle, classifiers can be conditioned on NPs in an analysis to propagate uncertainties through to the final inference step [7, 36]. In practice, this is not feasible for all NPs in an analysis. First, due to computational costs, as samples are typically generated by varying a single NP at a time, with no training samples available where multiple parameters vary simultaneously. Second, because only three sets of samples are typically available per NP: one at the nominal value $\alpha_k^{(0)} = a_k$ and the others at variations $\alpha_k^{(-)} = a_k - \delta_k$ and $\alpha_k^{(+)} = a_k + \delta_k$. These sets are insufficient for a network to learn the full parametric dependence. Finally, validating the interpolation capabilities of a classifier across all regions of this high-dimensional space of NPs would be challenging even if the classifier were parametrized in all of them.

Instead, this paper extends the systematic uncertainty framework already in place for histogram-based analyses to an unbinned multi-dimensional setting, and incorporates it into NSBI. While in a histogram-based analysis the impact of a NP is estimated per bin, for NSBI it is estimated per event, and the interpolation between NP values is also performed using traditional methods, rather than relying on the networks to learn it. Moreover, the impact of systematic uncertainties from independent sources is treated independently, following the standard practice at the LHC.

5.1 Nuisance parameters in the likelihood ratio function

In a histogram-based analysis at the LHC, the impact of systematic uncertainties is typically propagated into the likelihood using *vertical interpolation* [2]. The impacts of different NPs on the measured yields are considered to be independent of each other and of the POIs,

$$v_J(\alpha) = v_J(\alpha^{(0)}) \prod_k^{N_{\text{sys}}} G_J(\alpha_k), \quad (16)$$

for N_{sys} NPs with $G_J(\alpha_k) = v_J(\alpha_k)/v_J(\alpha_k^{(0)})$. The functions $G_J(\alpha_k)$ are chosen to smoothly interpolate between their three known values at the points $\alpha_k^{(-)}$, $\alpha_k^{(0)}$ and $\alpha_k^{(+)}$, which are determined from the available simulations [2]. The choice of a differentiable interpolation function facilitates the computation of pulls and impacts, detailed in Section 5.4.

Extending this formalism and the corresponding assumptions to a per-event approach, Eq. (10) can be updated to incorporate NPs as

$$\frac{p(x_i|\mu, \alpha)}{p_{\text{ref}}(x_i)} = \frac{1}{v(\mu, \alpha)} \sum_J^{C_{\text{proc}}} f_J(\mu) v_J \frac{p_J(x_i)}{p_{\text{ref}}(x_i)} \prod_k^{N_{\text{sys}}} G_J(\alpha_k) g_J(x_i, \alpha_k), \quad (17)$$

with $v(\mu, \alpha) = \sum_J^{C_{\text{proc}}} f_J(\mu) v_J \prod_k^{N_{\text{sys}}} G_J(\alpha_k)$. The contribution to the per-event probability density ratio from each NP comes from $g_J(x_i, \alpha_k) = p_J(x_i, \alpha_k)/p_J(x_i)$, where $p_J(x_i)$, $f_J(\mu)$, v_J and $p_{\text{ref}}(x_i)$ are defined at $\alpha^{(0)}$.

As with the functions $G_J(\alpha_k)$, the functions $g_J(x_i, \alpha_k)$ are chosen to interpolate between the three known values at $\alpha_k^{(0)}$ and for the alternate cases $\alpha_k^{(\pm)}$ for each event, using the same interpolation strategy. For the nominal case $g_J(x_i, \alpha_k^{(0)}) = 1$, and for $\alpha_k^{(\pm)}$, the probability density ratios $g_J(x_i, \alpha_k^{(\pm)})$ are estimated per event by training ensembles of classifiers. These classifiers are trained to separate nominal samples $p_J(x_i)$ from systematic variation samples $p_J(x, \alpha_k^{(\pm)})$, with one ensemble per physics process, per NP, and per variation.

Once the functions $g_J(x_i, \alpha_k^{(\pm)})$ are determined, these can even be used to replace the alternative simulations altogether in an analysis. This method was used to describe modeling uncertainties in the previous ATLAS analysis of the off-shell Higgs boson production [17] and more recently in the measurement of the WH and ZH production with Higgs boson decays into bottom and charm quarks [37]. The diagnostic tests described in Section 4 are also useful tools to validate these NNs, although they can be less illuminating if the systematic variation is very small (leading to $s(x_i) \approx 0.5$ for all events).

NSBI not only constructs a more sensitive analysis in the entire phase space of the POIs μ , but also in the space of the NPs α [36]. As with histogram analyses, it is important to ensure that an NSBI analysis does not overconstrain a NP, i.e., it does not constrain the uncertainty on NP beyond the externally prescribed uncertainty. Overconstraining might indicate that the modeling of the systematic uncertainty is oversimplified or the fit is exploiting aspects of the systematic uncertainty model that are not known well, for instance in the case of two-point theory uncertainties [38]. An analysis of the pulls on the NPs and impacts, described further in Section 5.4, and the use of alternative modeling of the systematic uncertainties, such as splitting the NP into independent sub-components, can reveal such issues. Furthermore, LHC experiments often quantify the uncertainties in the systematic uncertainties themselves, and on models of correlation between different components of systematic uncertainties [39, 40]. Such challenges are often discussed in the context of model misspecification in ML literature.

5.2 The profile log-likelihood ratio

The full test statistic, based on a profile log-likelihood ratio [41], can be constructed from Eq. (17) by considering all events in the observed data, adding a Poisson term modeling the total rate and including Gaussian constraint factors for the NPs. If N_{data} is the number of events in observed data \mathcal{D} ,

$$\frac{L_{\text{full}}(\mu, \alpha | \mathcal{D})}{L_{\text{ref}}(\mathcal{D})} = \text{Pois}(N_{\text{data}} | \nu(\mu, \alpha)) \prod_i^{N_{\text{data}}} \frac{p(x_i | \mu, \alpha)}{p_{\text{ref}}(x_i)} \prod_k \text{Gaus}(a_k | \alpha_k, \delta_k), \quad (18)$$

where a_k and δ_k are the values of the auxiliary measurements and their associated uncertainty, which are used to constrain the source of systematic uncertainty associated with the NP α_k . The likelihood corresponding to the reference probability distribution can be written as $L_{\text{ref}}(\mathcal{D}) = \prod_i^{N_{\text{data}}} p_{\text{ref}}(x_i)$. If a NP is unconstrained, the corresponding constraint factor is suppressed. An important class of unconstrained NPs is data-driven normalization parameters.

The profiling step involves an unconditional and a conditional maximum likelihood estimation of Eq. (18),

$$\begin{aligned} (\hat{\mu}, \hat{\alpha}) &= \underset{\mu, \alpha}{\text{argmax}} \frac{L_{\text{full}}(\mu, \alpha)}{L_{\text{ref}}}, \\ \hat{\alpha}(\mu) &= \underset{\alpha}{\text{argmax}} \frac{L_{\text{full}}(\mu, \alpha)}{L_{\text{ref}}}, \end{aligned} \quad (19)$$

where the dependence of L_{full} on \mathcal{D} is implicit, and where L_{ref} is a constant, without any dependence on μ or α , it does not affect the position of the maxima. The test statistic is constructed by taking the ratio of Eq. (18) at these two points in the parameter space. The dependency on L_{ref} cancels out and the traditional profile log-likelihood ratio is recovered,

$$t_{\mu} = -2 \ln \left(\frac{L_{\text{full}}(\mu, \hat{\alpha}(\mu))}{L_{\text{full}}(\hat{\mu}, \hat{\alpha})} \right). \quad (20)$$

The use of likelihood ratios instead of likelihoods does not prevent the combination of NSBI and histogram-based analyses. Any combination can be written as

$$\frac{L_{\text{comb}}(\mu, \alpha)}{L_{\text{ref}}} = \frac{L_{\text{full}}(\mu, \alpha)}{L_{\text{ref}}} L_{\text{hist}}(\mu, \alpha). \quad (21)$$

The corresponding test statistic is again independent of L_{ref} since it cancels in the profile likelihood ratio [25].

5.3 Effects from the limited size of simulated samples

When likelihood ratios are estimated with NNs, an uncertainty may be introduced to account not only for the limited number of simulated training samples, but also for the stochastic nature of the training algorithm. Training ensembles on bootstrapped versions of the training data, as described in Section 2.4 provides a natural way to describe both of these effects.

Since the estimator for the density ratio is computed as the mean² prediction from an ensemble of networks, the variance of that mean can be estimated by using the bootstrapping technique. The mean of each bootstrapped ensemble is used to estimate a best-fit value of the parameter(s) of interest $\hat{\mu}$, and the variance of these estimates determines the variation of the mean $\Delta\hat{\mu}$ due to the finite number of events in the training sample. The variance can be determined at different values of μ using different Asimov datasets.³ Such datasets, at any value of the POIs, can often be constructed from a set of simulations at few *basis points* in this parameter space, using various morphing techniques [8, 42]. The estimated $\Delta\hat{\mu}$ is an uncertainty in the modeling of the expected probability density of the physics processes, and therefore, it can be introduced as a systematic uncertainty following the spurious signal approach [43] frequently employed in unbinned LHC analyses. A NP α_{stat} with a Gaussian constraint term is introduced in Eq. (17) with the modification

$$f_J(\mu) \rightarrow f_J(\mu + \alpha_{\text{stat}} \Delta\hat{\mu}(\mu)). \quad (22)$$

5.4 Calculation of pulls and impacts

While the unbinned nature of NSBI poses computational challenges to traditional statistical tools for evaluating and analysing the profile likelihood ratio, this framework enables the direct application of modern computational tools that simplify calculations. The full likelihood ratio (Eq. (18)) and the test statistic (Eq. (20)) are differentiable functions. Their dependence on the POIs μ and NPs α is introduced through differentiable functions, either through smooth functions or through NNs that are themselves differentiable. It is natural to leverage auto-differentiation techniques [44] to calculate the Hessian matrix of $L_{\text{full}}(\mu, \alpha)$. Auto-differentiation tools can also be leveraged to perform profiling assisted by exact gradients.

Local estimates of NP pulls and impacts rely on the calculation of the Jacobian and Hessian matrices. The local estimate of pulls and impacts is known as the *HESSE* procedure [45–47] in high-energy physics. The covariance estimates it provides are a useful metric of the uncertainty during the development of the analysis. The reported uncertainties of the final analysis are calculated with the so-called *MINOS* procedure, which are based on profile likelihood ratio intervals in the asymptotic approximation. In this section, procedures for the local *HESSE* approximation based on the exact Jacobian and Hessian matrices are derived. The construction of confidence intervals will be described in Section 6.

The *HESSE* covariance matrix is estimated using the inverse of the Hessian matrix at the maximum likelihood estimate $(\hat{\mu}, \hat{\alpha})$,

$$V_{nm} = \left[\frac{1}{2} \frac{\partial^2 \lambda}{\partial \alpha_n \partial \alpha_m} (\hat{\mu}, \hat{\alpha}) \right]^{-1}, \quad (23)$$

where $\lambda(\mu, \alpha) = -2 \ln(L_{\text{full}}(\mu, \alpha)/L_{\text{ref}})$ and the POI is identified by the index $m = 0$ to simplify the notation. The calculation of the Jacobian and Hessian matrices can be parallelized on computing clusters [48]. The pull of the NP α is defined as

² The median, known to be robust to outliers, could also be used.

³ An Asimov dataset is one for which the application of any unbiased estimator for all parameters will provide the true values [41]. In unbinned analyses, an approximation of such a dataset can be constructed using a large number of simulated events with appropriate event weights.

$$\frac{\widehat{\alpha}_k - \alpha_k^{(0)}}{\sqrt{V_{kk}}}. \quad (24)$$

The impact of a systematic uncertainty is an estimate of the propagation of the uncertainty to the POI μ . Like in case of estimation of pulls, the impact of a systematic uncertainty can be approximated by a local expression based solely on the Jacobian and Hessian matrices or by a more accurate, but computationally more expensive, expression based on the maximum likelihood estimate calculated at different parameter values.

The impact of a systematic uncertainty is traditionally estimated by the difference $\Gamma_k^{\text{NP},(\pm)} = \widehat{\mu}(\widehat{\alpha}_k \pm \sqrt{V_{kk}}) - \widehat{\mu}$ where $\widehat{\mu}(\widehat{\alpha}_k \pm \sqrt{V_{kk}})$ is the conditional maximum likelihood estimate obtained by keeping the NP associated with the systematic uncertainty fixed at $\alpha_k = \widehat{\alpha}_k \pm \sqrt{V_{kk}}$. Recently [49], an alternative definition has been proposed where the impact is estimated with the difference $\Gamma_k^{\text{AO},(\pm)} = \widehat{\mu}(a_k \pm \delta_k) - \widehat{\mu}(a_k)$ of the maximum likelihood estimates when the value of the auxiliary observable (AO) a_k representing the auxiliary measurement is shifted by the externally provided uncertainty and when it is kept at its nominal value. The latter definition has been shown to allow for a consistent decomposition of systematic and statistical uncertainties.

Both definitions of the impact of a systematic uncertainty have local definitions which can be calculated efficiently with auto-differentiation. In the case of a single POI, a local estimate of the impact Γ_k^{NP} is given by

$$\Gamma_k^{\text{NP}} = \frac{\partial \widehat{\mu}}{\partial \alpha_k} \times \sqrt{V_{kk}} = \left[\frac{\partial^2 \lambda}{\partial^2 \mu}(\widehat{\mu}, \widehat{\alpha}) \right]^{-1} \frac{\partial^2 \lambda}{\partial \mu \partial \alpha_k}(\widehat{\mu}, \widehat{\alpha}) \times \sqrt{V_{kk}}, \quad (25)$$

considerably simplifying the analysis of the profile likelihood ratio. The effect of pulls on the impact can be evaluated by calculating the so-called *pre-fit* impact, which is obtained by replacing $\sqrt{V_{kk}} \rightarrow \delta_k$ in Eq. (25). A local estimate for the alternative definition of impact is given by $\Gamma_k^{\text{AO}} = V_{0k}(\widehat{\mu}, \widehat{\alpha})$ [49], where the covariance matrix is defined in Eq. (23). In non-linear likelihoods with multiple local minima, the local definition also avoids ambiguities that exist when estimating impacts based on finite differences. Further details about these calculations for NSBI using auto-differentiation techniques are described in Ref. [48].

6 Neyman construction

In frequentist statistics, a confidence interval derived from a measurement is expected to cover the true value with a specified probability (e.g., in 68% or 95% of experiments). The procedure for building such confidence intervals, referred to as the *Neyman construction*, involves the inversion of the hypothesis tests. When the distribution of the test statistics is not known, e.g. outside the asymptotic regime [41], or for non-linear problems, this distribution can be estimated with the help of a large number of pseudo-experiments generated based on simulated samples [50].

In the case of NSBI, any residual bias in the estimated probability density ratios may produce a test statistic that does not follow a χ^2 distribution, making this procedure all the more crucial. The procedure for producing such pseudo-experiments, often referred to as *throwing toys*, is well established for histogram-based analyses, where the probability density can be sampled as individual Poisson distributions in each

bin. This approach can be extended to an unbinned, multi-dimensional NSBI analysis. The example of the off-shell Higgs production analysis described in Section 3 requires a Neyman construction because of the double local minima created by the quantum interference and because of the bias created by the $\mu > 0$ condition. These conditions are captured by the simplified analysis presented in this paper and will serve as an example of the procedure developed in this section.

6.1 Generating pseudo-experiments

Similar to events measured in an actual experiment, pseudo-experiments consist of unweighted events. These can be generated by sampling simulated events with replacement, with the probability of sampling an event determined by its original weight in the Asimov dataset, w_i^{Asimov} . Since the same simulated event can be chosen multiple times in a pseudo-experiment, this count can be represented by a new integer event weight, w_i^{toy} .⁴ For a computationally efficient generation of these pseudo-experiments, each simulated event is assigned a w_i^{toy} sampled from a Poisson random number generator with a mean corresponding to the Asimov weight of the event,

$$w_i^{\text{Asimov}} \rightarrow w_i^{\text{toy}} = \text{Poisson}(w_i^{\text{Asimov}}). \quad (26)$$

The generated weights w_i^{toy} are integers by construction. Since w_i^{Asimov} represent fractional weights, with a magnitude of $\mathcal{O}(10^{-3})$ for the example described in Section 3, most events are assigned a weight of zero, and a smaller subset is assigned integer weights. A very small fraction of events may be represented multiple times in a single pseudo-experiment ($w_i^{\text{toy}} \geq 2$), similar to the scenario of generating samples via bootstrapping. To generate such pseudo-experiments from a simulated sample, the original number of simulated events must be much larger than the number of events in an individual pseudo-experiment.

6.2 Overcoming negative weights

The prescription for generating unweighted pseudo-experiments requires the original weights of the simulated events to be non-negative, $w_i^{\text{Asimov}} \geq 0$, since the Poisson distribution is only defined for non-negative values. When the MC simulation sample at a given value of the POIs includes events with negative weights, an alternate sample may be used that consists only of positive weights and covers the support of the original sample. The alternate sample, henceforth referred to as the *reweight reference* sample, will have to first be reweighted to the desired value of the POIs. The samples corresponding to the reference defined in Section 2 may be a convenient choice for the reweight reference sample because it already covers the entire preselection region and can be defined to comprise only positive-weighted events. Since the reference sample does not need to correspond to a physical process, a very large sample can be simulated at leading-order in perturbation theory and without negative weights. A large reference sample is not only ideal for the network training but also to allow the generation of large number of pseudo-experiments following the methods described here. The reweight reference can be reweighted using Eq. (10) to the desired value of the theory parameter

$$w_i^{\text{rwt-ref}} \rightarrow w_i^{\text{Asimov}}(\mu) = \frac{\nu(\mu)}{\nu_{\text{rwt-ref}}} \frac{p(x_i|\mu)}{p_{\text{rwt-ref}}(x_i)} w_i^{\text{rwt-ref}}, \quad (27)$$

⁴ While the integer weights w_i^{toy} are used for convenience, the constructed pseudo-experiment still behaves effectively like an unweighted dataset.

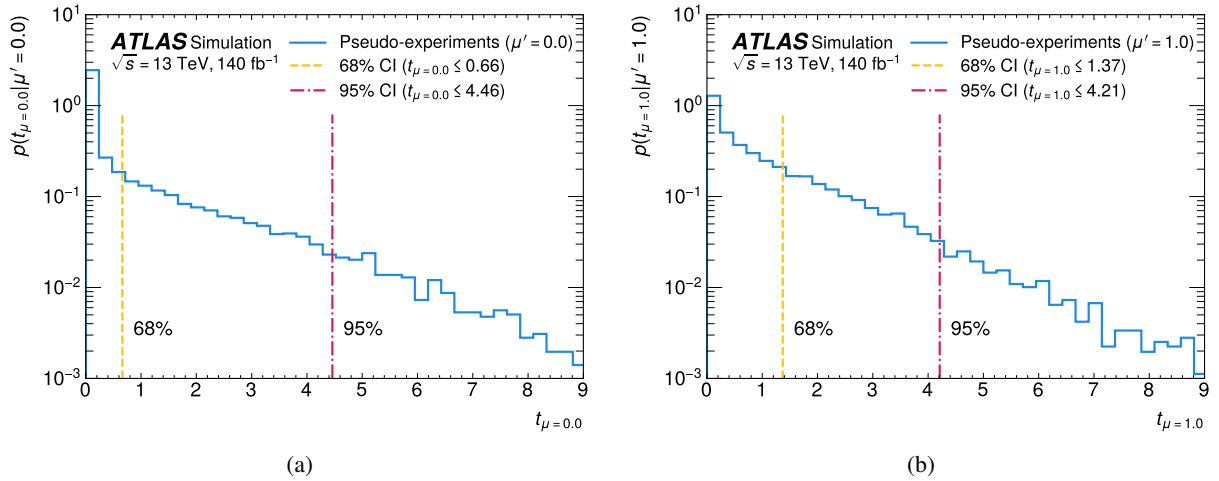


Figure 4: (a) Distribution of the test statistic $t_{\mu=0.0}$ for the case $\mu' = 0.0$ and (b) distribution of $t_{\mu=1.0}$ for the case with $\mu' = 1.0$. Each distribution is estimated with 15 000 pseudo-experiments. The confidence intervals (CI) are built using a Neyman construction by integrating up to 68.27% (vertical dashed yellow line) and 95.45% (vertical dash-dotted red line) of the distribution.

where $p_{\text{rwt-ref}}(x_i)$ is the probability density and $v_{\text{rwt-ref}}$ is the rate for the reweight-reference sample. The probability density ratio $p(x_i|\mu)/p_{\text{rwt-ref}}(x_i)$ can be obtained from ensembles specifically trained for the reweighting procedure, following the same prescription as for the networks used for inference. The estimates can be validated using the same diagnostics described in Section 4, and the new samples are thereby verified to have the same asymptotic properties as the original MC simulation samples. There are also other methods that could be explored to handle negative weighted events [51–53].

6.3 Confidence intervals

Once the pseudo-experiments are generated, the confidence intervals are built following the Neyman construction [50]. For the analysis described in Section 3, the distribution of $p(t_\mu|\mu)$, representing the test statistic t_μ for pseudo-experiments generated at a fixed value of μ , is used to determine the one and two standard-deviation confidence intervals as functions of μ . In each pseudo-experiment, the values of the AOs a_k are sampled from the constraint density. The distribution of the test statistic values over many pseudo-experiments is shown in Figure 4 with a μ of 1. This procedure is repeated over the range of μ to construct complete confidence bands as shown in Figure 5. The shapes of these bands deviate slightly from the asymptotic χ^2 distribution in which the 68.27% and 95.45% confidence intervals would be defined exactly at $t_\mu = 1$ and $t_\mu = 4$. In the case of the off-shell Higgs production analysis, the deviation comes from the non-linear parametrization used in the off-shell Higgs boson production measurement [17], and are not specifically a feature of NSBI.

The formalism discussed in this section lends itself to further tests for robustness on samples generated by shifting multiple NPs simultaneously and verifying that the confidence bands remain well-behaved in such scenarios. Such samples can be generated by a reweighting procedure similar to the one described in

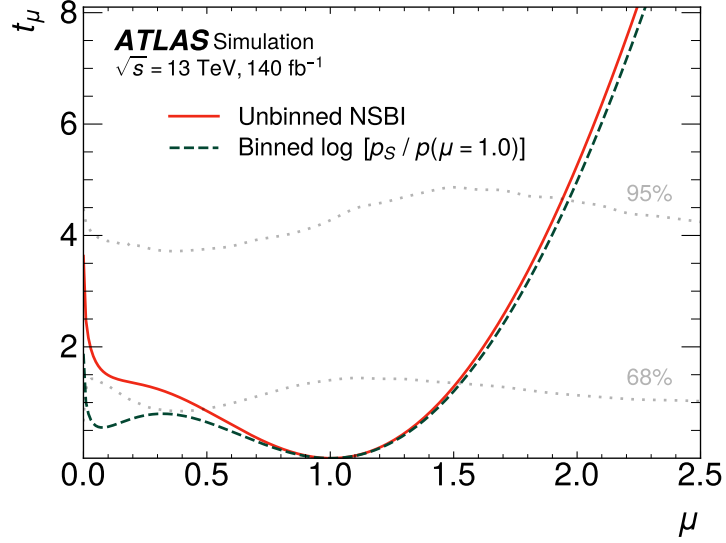


Figure 5: A comparison of expected sensitivity of NSBI (solid red line) to a typical histogram-based (dashed green line) analysis, not including systematic uncertainties. The evaluation is performed on an Asimov dataset generated with $\mu = 1$. The test statistic, the log-likelihood ratio t_μ , is shown as a function of signal strength μ . The 68% and 95% confidence intervals (CI) in dotted gray lines are determined using the Neyman construction.

Section 6.2, this time using the probability density ratio of Eq. (17) that includes NPs,

$$w_i^{\text{rwt-ref}} \rightarrow w_i^{\text{Asimov}}(\mu, \alpha) = \frac{\nu(\mu, \alpha)}{\nu_{\text{rwt-ref}}} \frac{p(x_i|\mu, \alpha)}{p_{\text{rwt-ref}}(x_i)} w_i^{\text{rwt-ref}}. \quad (28)$$

7 Comparison of sensitivity

This section shows the sensitivity of the NSBI method and the impact of systematic uncertainties in the result. The demonstration is performed for the simplified version of an off-shell Higgs boson signal strength measurement on simulated samples described in Section 3 and considers a subset of the physics processes and systematic uncertainties described in Section 3.3.

7.1 Comparison to histogram-based methods

The NSBI method is compared with two histogram-based analysis strategies on a Asimov simulated dataset, to show the gains due to the parametrized and unbinned nature of the method. The first histogram method employs a single observable, a discriminant between signal and full processes that is commonly used for LHC analyses,

$$O_{\text{fixed}} = \log \frac{p_S(x_i)}{p_{\text{SBI}}(x_i)}. \quad (29)$$

Since this ratio is already estimated with ensembles for the NSBI method, no additional NNs need to be trained. This observable is subsequently used to construct a histogram (with 15 bins), and a Poisson

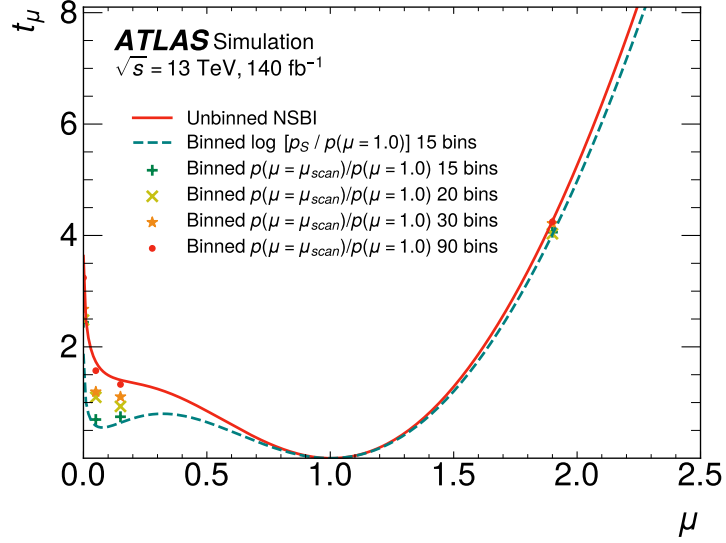


Figure 6: A comparison of expected sensitivity from various analysis strategies using the log-likelihood ratio test statistic t_μ , as a function of μ . The evaluation is performed on an Asimov dataset generated with $\mu = 1$. The solid red curve represents NSBI. The dashed green curve represents a typical histogram analysis that uses a fixed observable, $\log p_S/p(x|\mu = 1)$, as a discriminant, with 15 bins. The markers show the sensitivity for various histogram analyses that use specific discriminants, $p(x_i|\mu)/p(x_i|\mu = 1)$, for specific values of $\mu (= 0.0, 0.05, 0.15, 1.90)$, with 15 (green pluses), 20 (yellow crosses), 30 (orange stars) or 90 (red dots) bins. The improved sensitivity of the green plus markers over the green dashed curve, both using 15 bins, is due to the use of a parametrized observable.

likelihood fit is performed with it, analogous to what would be done in traditional analyses. The likelihood is used to construct a likelihood ratio test statistic, analogous to a traditional analysis using the same data. The improvement from NSBI relative to this approach can be seen in Figure 5.

To assess the power of the method exclusively due to the parametric approach of NSBI, its results are also compared to that of a parametrized but binned variant of NSBI. The second method uses an observable that is parametrized in μ ,

$$O_\mu = \frac{p(x_i|\mu)}{p(x_i|\mu = 1)}, \quad (30)$$

that is subsequently binned and used to perform a Poisson likelihood fit. The log-likelihood ratio is computed for each value of μ using a histogram of the corresponding version of O_μ , similar to the method described in Ref. [22]. The improvement shown in Figure 6 for O_μ over O_{fixed} illustrates the power of a parametrized method. The traditional analysis (with the fixed observable) exhibits two prominent minima, which is typical in analyses with non-linear effects from, for example, quantum interference. However, the minimum at the incorrect value of μ is far less prominent for the analysis using a parametrized observable. Since the observable is optimized for each value of the parameter of interest, the method is able to more confidently reject the incorrect values of μ . The further improvement of the full NSBI implementation is due to the unbinned nature of the method. As the number of bins increases, O_μ can approach the sensitivity of NSBI; however, this may introduce numerical instability, requiring careful bin width optimization, and make sufficiently fine binning untenable across the full range of μ . If the number of bins in a histogram-based analysis is limited by the number of simulated events, then leveraging the power of unbinned fits may be desirable.

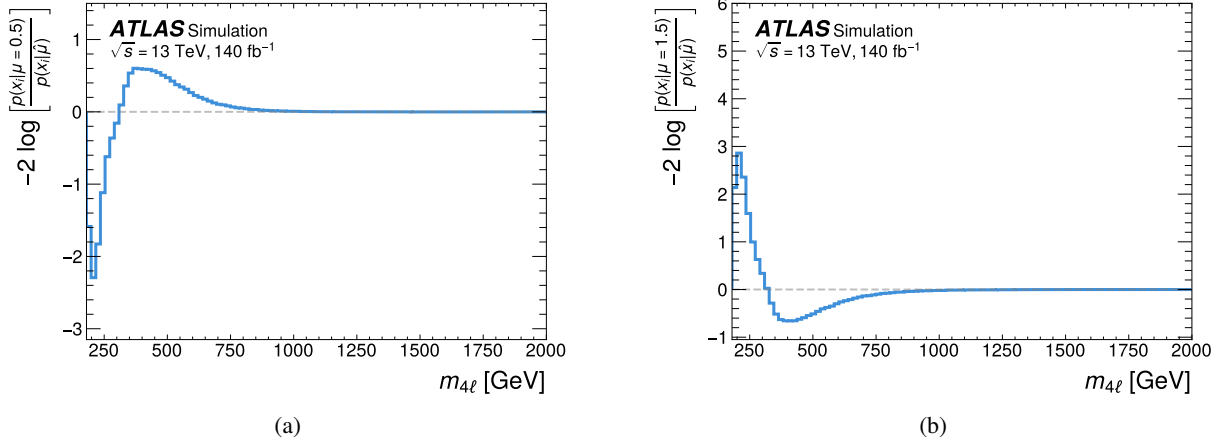


Figure 7: The sum of log density-ratios $-2 \log(p(x_i|\mu')/p(x_i|\hat{\mu}))$ for events from an Asimov sample in bins of $m_{4\ell}$. The sum profile is shown for (a) a hypothesis $\mu' = 0.5$ and (b) a hypothesis $\mu' = 1.5$. This represents the per-event contribution to the test statistic for a given hypothesis, as a function of $m_{4\ell}$. Events in regions with the sum different than zero provide information to discriminate between the two hypotheses, μ' and $\hat{\mu}$, while regions with the sum close to zero do not impact the expected sensitivity of the result. The very high-mass region ($m_{4\ell} > 750$ GeV) is equally consistent with both hypotheses and provides no additional sensitivity.

An additional tool to interpret the results is shown in Figure 7, where the per-event contribution to the test statistic, $-2 \log(p(x_i|\mu')/p(x_i|\hat{\mu}))$, is summed over events from an Asimov sample in bins of $m_{4\ell}$. The profile is shown for two different hypotheses $\mu' = 0.5$ and $\mu' = 1.5$. Events in regions with the sum different than 0 provide information to discriminate between the two hypotheses, μ' and $\hat{\mu}$, while regions with the sum close to zero do not impact the expected sensitivity of the result. However, these one-dimensional distributions marginalize over the rest of the high-dimensional phase space. A region with sum close to zero may result from large cancellations in other dimensions, and a single distribution may not be enough to draw conclusions about a high-dimensional analysis.

7.2 Impact of systematic uncertainties

The systematic uncertainties considered in this demonstration are described in Section 3.3, and their impact is taken into account following the formalism developed in Section 5. The $g_j(x_i, \alpha_k)$ term in Eq. (17) accounts for the impact on the shape of the distributions and the $G_j(\alpha_k)$ term accounts for the impact on the inclusive rate. The interpolation functions used are described in Appendix A. In the case of uncertainties that affect the inclusive rate, but not the shape of distributions, the term $g_j(x_i, \alpha_k)$ in Eq. (17) is fixed to 1 over the full range of α_k . The profile (log-)likelihood is shown in Figure 8 and compared with a histogram analysis using the O_{fixed} observable. The systematic uncertainties reduce the sensitivity of the measurement, as is expected.

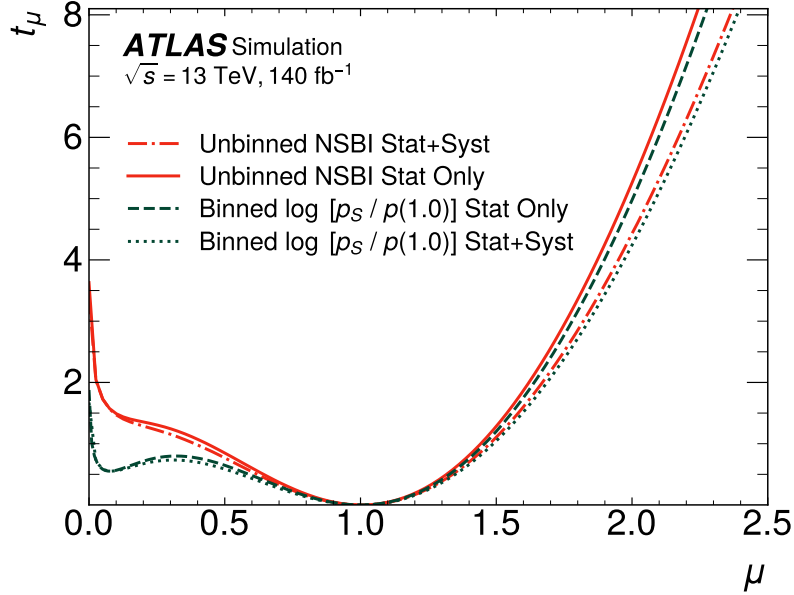


Figure 8: Values of the log-likelihood test statistic t_μ as a function of signal strength μ , representing only statistical uncertainties (solid red for NSBI, dashed green for histogram analysis), compared with the values of the profile log-likelihood ratio, representing both statistical and systematic uncertainties (dash-dotted red for NSBI, dotted green for histogram analysis), evaluated on Asimov data generated with $\mu = 1$. The histogram analysis is performed with a fixed observable, $\log p_s/p(x|\mu = 1)$. The two NPs in this study are described in Section 3.3.

8 Conclusions and outlook

While NSBI methods have drawn interest for their potential to dramatically improve the sensitivity of key analyses at the LHC, several open questions have remained regarding their application in a full-scale LHC analysis. This work develops the necessary tools and concepts required to have a complete statistical framework for NSBI at the LHC and addresses these open questions. The power and feasibility of the method are assessed through an example use case: a simplified measurement of the off-shell Higgs boson couplings in the four-lepton final states. This is an analysis with destructive quantum interference between the signal and background processes, which makes the likelihood model non-linear in the signal strength parameter and benefits from the power of NSBI methods. Comparisons with two histogram-based methods illustrate the gains from the unbinned and parametrized nature of the NSBI method. Since this demonstration was performed on a simplified version of the analysis that does not include all the relevant physics processes and systematic uncertainties, the expected sensitivity shown does not reflect the expected sensitivity of the full physics result.

The framework extends the standard statistical methodology employed at the LHC, transitioning to an unbinned, multi-dimensional setting, capable of accommodating a large number of systematic uncertainties. The paper also provides a list of diagnostics that can be used to understand and validate the performance of the neural network classifiers and describes a method to build a robust test statistic needed for hypothesis tests. It also describes the procedure to construct confidence intervals for unbinned analyses such as those using NSBI. Computational challenges in evaluating and analyzing the test statistic are overcome with the use of auto-differentiation techniques, which help profiling and computing of pulls and impacts.

This method can be applied for parameter estimation in various frequentist statistical analyses, making optimal use of both the available data and simulated samples. It is particularly advantageous for analyses with non-linear likelihood models, large quantum interference, a small number of data events, or those requiring complex analysis observables. While “optimal observables” have previously been used to measure theory parameters in EFT analyses, these observables are close to optimal only for small regions of the parameter space, and often optimized for regions near the Standard Model. They typically do not account for detector effects. In contrast, NSBI is designed to achieve close to optimal sensitivity throughout the phase space under consideration, accounting for detector effects and systematic uncertainties.

Since this method inherits formalisms from the standard statistical methods used in LHC experiments, it also inherits the challenges. These include the challenge of model misspecification, for instance, if the simulation has systematic differences from data and the systematic uncertainties have not been well modeled. These issues can be diagnosed by inspecting pulls, impacts and other diagnostics in the same manner as in traditional histogram-based analyses. This method can also be used in conjunction with data-driven background estimates when the background simulations are not reliable and incorporate other techniques used in traditional analyses to mitigate systematic uncertainties. One potential technical challenge to an NSBI analysis over a histogram-based one is the need for enough training data to optimize precise probability density ratio estimators. These could be overcome by pre-training the networks first on larger datasets, such as fast simulated samples. Another technical challenge lies in the computational cost of training such a large number of neural networks. However, the increasing availability of large scientific computing facilities may mitigate this concern in the near future.

Acknowledgements

We thank CERN for the very successful operation of the LHC and its injectors, as well as the support staff at CERN and at our institutions worldwide without whom ATLAS could not be operated efficiently.

The crucial computing support from all WLCG partners is acknowledged gratefully, in particular from CERN, the ATLAS Tier-1 facilities at TRIUMF/SFU (Canada), NDGF (Denmark, Norway, Sweden), CC-IN2P3 (France), KIT/GridKA (Germany), INFN-CNAF (Italy), NL-T1 (Netherlands), PIC (Spain), RAL (UK) and BNL (USA), the Tier-2 facilities worldwide and large non-WLCG resource providers. Major contributors of computing resources are listed in Ref. [54].

We gratefully acknowledge the support of ANPCyT, Argentina; YerPhI, Armenia; ARC, Australia; BMWF and FWF, Austria; ANAS, Azerbaijan; CNPq and FAPESP, Brazil; NSERC, NRC and CFI, Canada; CERN; ANID, Chile; CAS, MOST and NSFC, China; Minciencias, Colombia; MEYS CR, Czech Republic; DNRF and DNSRC, Denmark; IN2P3-CNRS and CEA-DRF/IRFU, France; SRNSFG, Georgia; BMBF, HGF and MPG, Germany; GSRI, Greece; RGC and Hong Kong SAR, China; ICHEP and Academy of Sciences and Humanities, Israel; INFN, Italy; MEXT and JSPS, Japan; CNRST, Morocco; NWO, Netherlands; RCN, Norway; MNiSW, Poland; FCT, Portugal; MNE/IFA, Romania; MSTDI, Serbia; MSSR, Slovakia; ARIS and MVZI, Slovenia; DSI/NRF, South Africa; MICIU/AEI, Spain; SRC and Wallenberg Foundation, Sweden; SERI, SNSF and Cantons of Bern and Geneva, Switzerland; NSTC, Taipei; TENMAK, Türkiye; STFC/UKRI, United Kingdom; DOE and NSF, United States of America.

Individual groups and members have received support from BCKDF, CANARIE, CRC and DRAC, Canada; CERN-CZ, FORTE and PRIMUS, Czech Republic; COST, ERC, ERDF, Horizon 2020, ICSC-NextGenerationEU and Marie Skłodowska-Curie Actions, European Union; Investissements d’Avenir Labex,

Investissements d’Avenir Idex and ANR, France; DFG and AvH Foundation, Germany; Herakleitos, Thales and Aristeia programmes co-financed by EU-ESF and the Greek NSRF, Greece; BSF-NSF and MINERVA, Israel; NCN and NAWA, Poland; La Caixa Banking Foundation, CERCA Programme Generalitat de Catalunya and PROMETEO and GenT Programmes Generalitat Valenciana, Spain; Göran Gustafssons Stiftelse, Sweden; The Royal Society and Leverhulme Trust, United Kingdom.

In addition, individual members wish to acknowledge support from Armenia: Yerevan Physics Institute (FAPERJ); CERN: European Organization for Nuclear Research (CERN DOCT); Chile: Agencia Nacional de Investigación y Desarrollo (FONDECYT 1230812, FONDECYT 1230987, FONDECYT 1240864); China: Chinese Ministry of Science and Technology (MOST-2023YFA1605700, MOST-2023YFA1609300), National Natural Science Foundation of China (NSFC - 12175119, NSFC 12275265, NSFC-12075060); Czech Republic: Czech Science Foundation (GACR - 24-11373S), Ministry of Education Youth and Sports (FORTE CZ.02.01.01/00/22_008/0004632), PRIMUS Research Programme (PRIMUS/21/SCI/017); EU: H2020 European Research Council (ERC - 101002463); European Union: European Research Council (ERC - 948254, ERC 101089007), European Union, Future Artificial Intelligence Research (FAIR-NextGenerationEU PE00000013), Italian Center for High Performance Computing, Big Data and Quantum Computing (ICSC, NextGenerationEU); France: Agence Nationale de la Recherche (ANR-20-CE31-0013, ANR-21-CE31-0013, ANR-21-CE31-0022, ANR-22-EDIR-0002); Germany: Baden-Württemberg Stiftung (BW Stiftung-Postdoc Eliteprogramme), Deutsche Forschungsgemeinschaft (DFG - 469666862, DFG - CR 312/5-2); Italy: Istituto Nazionale di Fisica Nucleare (ICSC, NextGenerationEU), Ministero dell’Università e della Ricerca (PRIN - 20223N7F8K - PNRR M4.C2.1.1); Japan: Japan Society for the Promotion of Science (JSPS KAKENHI JP22H01227, JSPS KAKENHI JP22H04944, JSPS KAKENHI JP22KK0227, JSPS KAKENHI JP23KK0245); Norway: Research Council of Norway (RCN-314472); Poland: Ministry of Science and Higher Education (IDUB AGH, POB8, D4 no 9722), Polish National Agency for Academic Exchange (PPN/PPO/2020/1/00002/U/00001), Polish National Science Centre (NCN 2021/42/E/ST2/00350, NCN OPUS 2023/51/B/ST2/02507, NCN OPUS nr 2022/47/B/ST2/03059, NCN UMO-2019/34/E/ST2/00393, NCN & H2020 MSCA 945339, UMO-2020/37/B/ST2/01043, UMO-2021/40/C/ST2/00187, UMO-2022/47/O/ST2/00148, UMO-2023/49/B/ST2/04085, UMO-2023/51/B/ST2/00920); Spain: Generalitat Valenciana (Artemisa, FEDER, IDIFEDER/2018/048), Ministry of Science and Innovation (MCIN & NextGenEU PCI2022-135018-2, MICIN & FEDER PID2021-125273NB, RYC2019-028510-I, RYC2020-030254-I, RYC2021-031273-I, RYC2022-038164-I); Sweden: Carl Trygger Foundation (Carl Trygger Foundation CTS 22:2312), Swedish Research Council (Swedish Research Council 2023-04654, VR 2018-00482, VR 2022-03845, VR 2022-04683, VR 2023-03403, VR grant 2021-03651), Knut and Alice Wallenberg Foundation (KAW 2018.0458, KAW 2019.0447, KAW 2022.0358); Switzerland: Swiss National Science Foundation (SNSF - PCEFP2_194658); United Kingdom: Leverhulme Trust (Leverhulme Trust RPG-2020-004), Royal Society (NIF-R1-231091); United States of America: U.S. Department of Energy (ECA DE-AC02-76SF00515), Neubauer Family Foundation.

This work started as part of the ATLAS Google Cloud Platform project [55]. Later stages of the work utilized computing resources at Southern Methodist University’s O’Donnell Data Science and Research Computing Institute and computing resources at the University of Massachusetts Amherst Research Computing.

Appendix

A Interpolation function

Section 5 discusses the use of interpolation methods for systematic uncertainties. A common choice for the interpolation function to parametrize the impact of NPs at the LHC is [2]

$$G_J(\alpha_k) = \begin{cases} \left(\frac{v_J(\alpha_k^{(+)})}{v_J(\alpha_k^0)} \right)^{\alpha_k} & \alpha_k > 1 \\ 1 + \sum_{n=1}^6 c_n \alpha_k^n & -1 \leq \alpha_k \leq 1, \\ \left(\frac{v_J(\alpha_k^{(-)})}{v_J(\alpha_k^0)} \right)^{-\alpha_k} & \alpha_k < -1 \end{cases}, \quad (31)$$

where the six coefficients c_n of the polynomial in α_k are determined uniquely from the requirements that $G_J(\alpha_k)$ be continuous and its first and second derivatives be continuous at $\alpha_k = \pm 1$. The same interpolation strategy and continuity requirements can be used to interpolate $g_J(x_i, \alpha_k)$,

$$g_J(x_i, \alpha_k) = \begin{cases} \left(g_J(x_i, \alpha_k^{(+)}) \right)^{\alpha_k} & \alpha_k > 1 \\ 1 + \sum_{n=1}^6 c_n \alpha_k^n & -1 \leq \alpha_k \leq 1. \\ \left(g_J(x_i, \alpha_k^{(-)}) \right)^{-\alpha_k} & \alpha_k < -1 \end{cases}. \quad (32)$$

References

- [1] G. Cowan, *Statistical data analysis*, Oxford University Press, USA, 1998.
- [2] K. Cranmer, “Practical Statistics for the LHC,” *2011 European School of High-Energy Physics*, 2015, arXiv: [1503.07622](https://arxiv.org/abs/1503.07622) [[physics.data-an](#)].
- [3] K. Cranmer, J. Brehmer, and G. Louppe, *The frontier of simulation-based inference*, *Proc. Nat. Acad. Sci.* **117** (2020) 30055, arXiv: [1911.01429](https://arxiv.org/abs/1911.01429) [[stat.ML](#)].
- [4] J. Brehmer, K. Cranmer, G. Louppe, and J. Pavez, *A guide to constraining effective field theories with machine learning*, *Phys. Rev. D* **98** (2018) 052004, arXiv: [1805.00020](https://arxiv.org/abs/1805.00020) [[hep-ph](#)].
- [5] A. Ghosh, “Measuring quantum interference in the off-shell Higgs to four leptons process with Machine Learning,” *Journées de Rencontre des Jeunes Chercheurs 2019 (JRJC 2019)*, 2020 171, URL: <https://hal.archives-ouvertes.fr/hal-02971995>.
- [6] A. Butter, T. Plehn, N. Soybelman, and J. Brehmer, *Back to the formula - LHC edition*, *SciPost Phys.* **16** (2024) 037, arXiv: [2109.10414](https://arxiv.org/abs/2109.10414) [[hep-ph](#)].
- [7] K. Cranmer, J. Pavez, and G. Louppe, *Approximating Likelihood Ratios with Calibrated Discriminative Classifiers*, (2016), arXiv: [1506.02169](https://arxiv.org/abs/1506.02169) [[stat.AP](#)].

- [8] J. Brehmer, F. Kling, I. Espejo, and K. Cranmer, *MadMiner: Machine Learning-Based Inference for Particle Physics*, *Comput. Softw. Big Sci.* **4** (2020) 3, arXiv: [1907.10621 \[hep-ph\]](#).
- [9] L. Heinrich, *Learning Optimal Test Statistics in the Presence of Nuisance Parameters*, (2022), arXiv: [2203.13079 \[stat.ME\]](#).
- [10] L. Heinrich, S. Mishra-Sharma, C. Pollard, and P. Windischhofer, *Hierarchical Neural Simulation-Based Inference Over Event Ensembles*, (2023), arXiv: [2306.12584 \[stat.ML\]](#).
- [11] G. Papamakarios, E. Nalisnick, D. J. Rezende, S. Mohamed, and B. Lakshminarayanan, *Normalizing Flows for Probabilistic Modeling and Inference*, *J. Mach. Lear. Res.* **22** (2021) 2617, arXiv: [1912.02762 \[stat.ML\]](#).
- [12] G. Papamakarios and I. Murray, *Fast ϵ -free Inference of Simulation Models with Bayesian Conditional Density Estimation*, 2018, arXiv: [1605.06376 \[stat.ML\]](#).
- [13] C. Modi et al., *Sensitivity Analysis of Simulation-Based Inference for Galaxy Clustering*, (2023), arXiv: [2309.15071 \[astro-ph.CO\]](#).
- [14] L. Brandes et al., *Neural simulation-based inference of the neutron star equation of state directly from telescope spectra*, *JCAP* **09** (2024) 009, arXiv: [2403.00287 \[astro-ph.HE\]](#).
- [15] M. Dax et al., *Real-Time Gravitational Wave Science with Neural Posterior Estimation*, *Phys. Rev. Lett.* **127** (2021) 241103, arXiv: [2106.12594 \[gr-qc\]](#).
- [16] K. Cranmer, G. Lewis, L. Moneta, A. Shibata, and W. Verkerke, *HistFactory: A tool for creating statistical models for use with RooFit and RooStats*, (2012), URL: <https://cds.cern.ch/record/1456844>.
- [17] ATLAS Collaboration, *Evidence of off-shell Higgs boson production from ZZ leptonic decay channels and constraints on its total width with the ATLAS detector*, *Phys. Lett. B* **846** (2023) 138223, arXiv: [2304.01532 \[hep-ex\]](#), Erratum: *Phys. Lett. B* **854** (2024) 138734.
- [18] ATLAS Collaboration, *A simultaneous unbinned differential cross section measurement of twenty-four Z+jets kinematic observables with the ATLAS detector*, (2024), arXiv: [2405.20041 \[hep-ex\]](#).
- [19] T. Hastie, R. Tibshirani, and J. Friedman, *The Elements of Statistical Learning*, Springer Series in Statistics, New York, NY, USA: Springer New York Inc., 2001.
- [20] L. Garrido and A. Juste, *On the determination of probability density functions by using Neural Networks*, *Comput. Phys. Commun.* **115** (1998) 25, arXiv: [physics/9807018 \[physics.data-an\]](#).
- [21] ATLAS Collaboration, *Search for nonresonant pair production of Higgs bosons in the $b\bar{b}b\bar{b}$ final state in pp collisions at $\sqrt{s} = 13$ TeV with the ATLAS detector*, *Phys. Rev. D* **108** (2023) 052003, arXiv: [2301.03212 \[hep-ex\]](#).
- [22] P. Baldi, K. Cranmer, T. Faucett, P. Sadowski, and D. Whiteson, *Parameterized neural networks for high-energy physics*, *Eur. Phys. J. C* **76** (2016) 235, arXiv: [1601.07913 \[hep-ex\]](#).

- [23] Z. Zhou, *Ensemble Methods: Foundations and Algorithms*, Chapman & Hall/CRC Machine Learning & Pattern Recognition, CRC Press, 2012, ISBN: 9781439830055.
- [24] ATLAS Collaboration, *Evaluating statistical uncertainties and correlations using the bootstrap method*, ATL-PHYS-PUB-2021-011, 2021, URL: <https://cds.cern.ch/record/2759945>.
- [25] ATLAS Collaboration, *Measurement of off-shell Higgs boson production in the $H^* \rightarrow ZZ \rightarrow 4\ell$ decay channel using a neural simulation-based inference technique with the ATLAS detector at $\sqrt{s} = 13$ TeV*, CERN-EP-2024-298, 2024.
- [26] S. Bolognesi et al., *Spin and parity of a single-produced resonance at the LHC*, *Phys. Rev. D* **86** (2012) 095031, arXiv: [1208.4018](https://arxiv.org/abs/1208.4018) [hep-ph].
- [27] P. Ramachandran, B. Zoph, and Q. V. Le, *Searching for Activation Functions*, (2017), arXiv: [1710.05941](https://arxiv.org/abs/1710.05941) [cs.NE].
- [28] M. Stone, *Cross-Validatory Choice and Assessment of Statistical Predictions*, *J. R. Stat. Soc. Ser. B Methodol.* **36** (1974) 111.
- [29] T. Dozat, “Incorporating Nesterov Momentum into Adam,” *4th International Conference on Learning Representations*, ed. by Y. Bengio and Y. LeCun, 2016 1, URL: <https://dblp.org/rec/conf/iclr/2016.html>.
- [30] TensorFlow Developers, *TensorFlow*, version v2.9.0-rc2, 2022, URL: <https://doi.org/10.5281/zenodo.6519082>.
- [31] F. B. Megino et al., *Operational experience and R&D results using the Google Cloud for High-Energy Physics in the ATLAS experiment*, *Int. J. Mod. Phys. A* **39** (2024) 2450054, arXiv: [2403.15873](https://arxiv.org/abs/2403.15873) [hep-ex].
- [32] J. M. Campbell and R. K. Ellis, *Update on vector boson pair production at hadron colliders*, *Phys. Rev. D* **60** (1999) 113006, arXiv: [hep-ph/9905386](https://arxiv.org/abs/hep-ph/9905386).
- [33] CMS Collaboration, *Measurements of the Higgs boson width and anomalous HVV couplings from on-shell and off-shell production in the four-lepton final state*, *Phys. Rev. D* **99** (2019) 112003, arXiv: [1901.00174](https://arxiv.org/abs/1901.00174) [hep-ex].
- [34] C. Krause and D. Shih, *Fast and accurate simulations of calorimeter showers with normalizing flows*, *Phys. Rev. D* **107** (2023) 113003, arXiv: [2106.05285](https://arxiv.org/abs/2106.05285) [physics.ins-det].
- [35] R. Kansal et al., *Evaluating generative models in high energy physics*, *Phys. Rev. D* **107** (2023) 076017, arXiv: [2211.10295](https://arxiv.org/abs/2211.10295) [hep-ex].
- [36] A. Ghosh, B. Nachman, and D. Whiteson, *Uncertainty-aware machine learning for high energy physics*, *Phys. Rev. D* **104** (2021) 056026, arXiv: [2105.08742](https://arxiv.org/abs/2105.08742) [physics.data-an].
- [37] ATLAS Collaboration, *Measurements of WH and ZH production with Higgs boson decays into bottom quarks and direct constraints on the charm Yukawa coupling in 13 TeV pp collisions with the ATLAS detector*, (2024), arXiv: [2410.19611](https://arxiv.org/abs/2410.19611) [hep-ex].

- [38] A. Ghosh and B. Nachman, *A cautionary tale of decorrelating theory uncertainties*, *Eur. Phys. J. C* **82** (2022) 46, arXiv: [2109.08159 \[hep-ph\]](#).
- [39] ATLAS Collaboration, *Determination of jet calibration and energy resolution in proton–proton collisions at $\sqrt{s} = 8$ TeV using the ATLAS detector*, *Eur. Phys. J. C* **80** (2020) 1104, arXiv: [1910.04482 \[hep-ex\]](#).
- [40] ATLAS Collaboration, *Measurement of the inclusive jet cross-sections in proton–proton collisions at $\sqrt{s} = 8$ TeV with the ATLAS detector*, *JHEP* **09** (2017) 020, arXiv: [1706.03192 \[hep-ex\]](#).
- [41] G. Cowan, K. Cranmer, E. Gross, and O. Vitells, *Asymptotic formulae for likelihood-based tests of new physics*, *Eur. Phys. J. C* **71** (2011) 1554, arXiv: [1007.1727 \[physics.data-an\]](#), Erratum: *Eur. Phys. J. C* **73** (2013) 2501.
- [42] ATLAS Collaboration, *A morphing technique for signal modelling in a multidimensional space of coupling parameters*, ATL-PHYS-PUB-2015-047, 2015, URL: <https://cds.cern.ch/record/2066980>.
- [43] ATLAS Collaboration, *Recommendations for the Modeling of Smooth Backgrounds*, ATL-PHYS-PUB-2020-028, 2020, URL: <https://cds.cern.ch/record/2743717>.
- [44] A. G. Baydin, B. A. Pearlmutter, A. A. Radul, and J. M. Siskind, *Automatic differentiation in machine learning: a survey*, *J. Mach. Learn. Res.* **18** (2018) 1, arXiv: [1502.05767 \[cs.SC\]](#).
- [45] F. James, *MINUIT: Function Minimization and Error Analysis Reference Manual*, (1998), CERN Program Library Long Writeups, URL: <https://cds.cern.ch/record/2296388>.
- [46] W. Verkerke and D. Kirkby, *The RooFit toolkit for data modeling*, 2003, arXiv: [physics/0306116 \[physics.data-an\]](#).
- [47] L. Moneta et al., *The RooStats Project*, 2011, arXiv: [1009.1003 \[physics.data-an\]](#).
- [48] J. Sandesara et al., *ATLAS Data Analysis using a Parallel Workflow on Distributed Cloud-based Services with GPUs*, *EPJ Web of Conf.* **295** (2024) 04007.
- [49] A. Pinto et al., *Uncertainty components in profile likelihood fits*, *Eur. Phys. J. C* **84** (2024) 593, arXiv: [2307.04007 \[physics.data-an\]](#).
- [50] J. Neyman, *Outline of a Theory of Statistical Estimation Based on the Classical Theory of Probability*, *Phil. Trans. Roy. Soc. Lond.* **236** (1937) 333.
- [51] M. Backes, A. Butter, T. Plehn, and R. Winterhalder, *How to GAN Event Unweighting*, *SciPost Phys.* **10** (2021) 089, arXiv: [2012.07873 \[hep-ph\]](#).
- [52] B. Nachman and J. Thaler, *Neural resampler for Monte Carlo reweighting with preserved uncertainties*, *Phys. Rev. D* **102** (2020) 076004, arXiv: [2007.11586 \[hep-ph\]](#).
- [53] M. Drnevich, S. Jiggins, J. Katzy, and K. Cranmer, *Neural Quasiprobabilistic Likelihood Ratio Estimation with Negatively Weighted Data*, (2024), arXiv: [2410.10216 \[stat.ML\]](#).
- [54] ATLAS Collaboration, *ATLAS Computing Acknowledgements*, ATL-SOFT-PUB-2023-001, 2023, URL: <https://cds.cern.ch/record/2869272>.

- [55] ATLAS Collaboration, *Total cost of ownership and evaluation of Google cloud resources for the ATLAS experiment at the LHC*, (2024), arXiv: [2405.13695](https://arxiv.org/abs/2405.13695) [cs.DC].

The ATLAS Collaboration

G. Aad ¹⁰⁴, E. Aakvaag ¹⁷, B. Abbott ¹²³, S. Abdelhameed ^{119a}, K. Abeling ⁵⁶, N.J. Abicht ⁵⁰, S.H. Abidi ³⁰, M. Aboeela ⁴⁶, A. Aboulhorma ^{36e}, H. Abramowicz ¹⁵⁵, Y. Abulaiti ¹²⁰, B.S. Acharya ^{70a,70b,o}, A. Ackermann ^{64a}, C. Adam Bourdarios ⁴, L. Adamczyk ^{87a}, S.V. Addepalli ¹⁴⁷, M.J. Addison ¹⁰³, J. Adelman ¹¹⁸, A. Adiguzel ^{22c}, T. Adye ¹³⁷, A.A. Affolder ¹³⁹, Y. Afik ⁴¹, M.N. Agaras ¹³, A. Aggarwal ¹⁰², C. Agheorghiesei ^{28c}, F. Ahmadov ^{40,ad}, S. Ahuja ⁹⁷, X. Ai ^{63e}, G. Aielli ^{77a,77b}, A. Aikot ¹⁶⁸, M. Ait Tamliah ^{36e}, B. Aitbenkikh ^{36a}, M. Akbiyik ¹⁰², T.P.A. Åkesson ¹⁰⁰, A.V. Akimov ¹⁴⁹, D. Akiyama ¹⁷³, N.N. Akolkar ²⁵, S. Aktas ^{22a}, G.L. Alberghi ^{24b}, J. Albert ¹⁷⁰, P. Albicocco ⁵⁴, G.L. Albouy ⁶¹, S. Alderweireldt ⁵³, Z.L. Alegria ¹²⁴, M. Aleksa ³⁷, I.N. Aleksandrov ⁴⁰, C. Alexa ^{28b}, T. Alexopoulos ¹⁰, F. Alfonsi ^{24b}, M. Algren ⁵⁷, M. Alhroob ¹⁷², B. Ali ¹³⁵, H.M.J. Ali ^{93,x}, S. Ali ³², S.W. Alibocus ⁹⁴, M. Aliev ^{34c}, G. Alimonti ^{72a}, W. Alkahi ⁵⁶, C. Allaire ⁶⁷, B.M.M. Allbrooke ¹⁵⁰, J.S. Allen ¹⁰³, J.F. Allen ⁵³, P.P. Allport ²¹, A. Aloisio ^{73a,73b}, F. Alonso ⁹², C. Alpigiani ¹⁴², Z.M.K. Alsolami ⁹³, A. Alvarez Fernandez ¹⁰², M. Alves Cardoso ⁵⁷, M.G. Alviggi ^{73a,73b}, M. Aly ¹⁰³, Y. Amaral Coutinho ^{84b}, A. Ambler ¹⁰⁶, C. Amelung ³⁷, M. Amerl ¹⁰³, C.G. Ames ¹¹¹, D. Amidei ¹⁰⁸, B. Amini ⁵⁵, K.J. Amirie ¹⁵⁹, A. Amirkhanov ⁴⁰, S.P. Amor Dos Santos ^{133a}, K.R. Amos ¹⁶⁸, D. Amperiadou ¹⁵⁶, S. An ⁸⁵, V. Ananiev ¹²⁸, C. Anastopoulos ¹⁴³, T. Andeen ¹¹, J.K. Anders ⁹⁴, A.C. Anderson ⁶⁰, A. Andreazza ^{72a,72b}, S. Angelidakis ⁹, A. Angerami ⁴³, A.V. Anisenkov ⁴⁰, A. Annovi ^{75a}, C. Antel ⁵⁷, E. Antipov ¹⁴⁹, M. Antonelli ⁵⁴, F. Anulli ^{76a}, M. Aoki ⁸⁵, T. Aoki ¹⁵⁷, M.A. Aparo ¹⁵⁰, L. Aperio Bella ⁴⁹, C. Appelt ¹⁵⁵, A. Apyan ²⁷, S.J. Arbiol Val ⁸⁸, C. Arcangeletti ⁵⁴, A.T.H. Arce ⁵², J-F. Arguin ¹¹⁰, S. Argyropoulos ¹⁵⁶, J.-H. Arling ⁴⁹, O. Arnaez ⁴, H. Arnold ¹⁴⁹, G. Artoni ^{76a,76b}, H. Asada ¹¹³, K. Asai ¹²¹, S. Asai ¹⁵⁷, N.A. Asbah ³⁷, R.A. Ashby Pickering ¹⁷², A.M. Aslam ⁹⁷, K. Assamagan ³⁰, R. Astalos ^{29a}, K.S.V. Astrand ¹⁰⁰, S. Atashi ¹⁶³, R.J. Atkin ^{34a}, H. Atmani ^{36f}, P.A. Atmasiddha ¹³¹, K. Augsten ¹³⁵, A.D. Auriol ⁴², V.A. Austrup ¹⁰³, G. Avolio ³⁷, K. Axiotis ⁵⁷, G. Azuelos ^{110,ah}, D. Babal ^{29b}, H. Bachacou ¹³⁸, K. Bachas ^{156,s}, A. Bachiu ³⁵, E. Bachmann ⁵¹, M.J. Backes ^{64a}, A. Badea ⁴¹, T.M. Baer ¹⁰⁸, P. Bagnaia ^{76a,76b}, M. Bahmani ¹⁹, D. Bahner ⁵⁵, K. Bai ¹²⁶, J.T. Baines ¹³⁷, L. Baines ⁹⁶, O.K. Baker ¹⁷⁷, E. Bakos ¹⁶, D. Bakshi Gupta ⁸, L.E. Balabram Filho ^{84b}, V. Balakrishnan ¹²³, R. Balasubramanian ⁴, E.M. Baldin ³⁹, P. Balek ^{87a}, E. Ballabene ^{24b,24a}, F. Balli ¹³⁸, L.M. Baltes ^{64a}, W.K. Balunas ³³, J. Balz ¹⁰², I. Bamwidhi ^{119b}, E. Banas ⁸⁸, M. Bandieramonte ¹³², A. Bandyopadhyay ²⁵, S. Bansal ²⁵, L. Barak ¹⁵⁵, M. Barakat ⁴⁹, E.L. Barberio ¹⁰⁷, D. Barberis ^{58b,58a}, M. Barbero ¹⁰⁴, M.Z. Barel ¹¹⁷, T. Barillari ¹¹², M-S. Barisits ³⁷, T. Barklow ¹⁴⁷, P. Baron ¹²⁵, D.A. Baron Moreno ¹⁰³, A. Baroncelli ^{63a}, A.J. Barr ¹²⁹, J.D. Barr ⁹⁸, F. Barreiro ¹⁰¹, J. Barreiro Guimarães da Costa ¹⁴, M.G. Barros Teixeira ^{133a}, S. Barsov ³⁹, F. Bartels ^{64a}, R. Bartoldus ¹⁴⁷, A.E. Barton ⁹³, P. Bartos ^{29a}, A. Basan ¹⁰², M. Baselga ⁵⁰, S. Bashiri ⁸⁸, A. Bassalat ^{67,b}, M.J. Basso ^{160a}, S. Bataju ⁴⁶, R. Bate ¹⁶⁹, R.L. Bates ⁶⁰, S. Batlamous ¹⁰¹, M. Battaglia ¹³⁹, D. Battulga ¹⁹, M. Bauce ^{76a,76b}, M. Bauer ⁸⁰, P. Bauer ²⁵, L.T. Bayer ⁴⁹, L.T. Bazzano Hurrell ³¹, J.B. Beacham ¹¹², T. Beau ¹³⁰, J.Y. Beaucamp ⁹², P.H. Beauchemin ¹⁶², P. Bechtel ²⁵, H.P. Beck ^{20,r}, K. Becker ¹⁷², A.J. Beddall ⁸³, V.A. Bednyakov ⁴⁰, C.P. Bee ¹⁴⁹, L.J. Beemster ¹⁶, M. Begalli ^{84d}, M. Begel ³⁰, J.K. Behr ⁴⁹, J.F. Beirer ³⁷, F. Beisiegel ²⁵, M. Belfkir ^{119b}, G. Bella ¹⁵⁵, L. Bellagamba ^{24b}, A. Bellerive ³⁵, P. Bellos ²¹, K. Beloborodov ³⁹, D. Benchebroun ^{36a}, F. Bendebba ^{36a}, Y. Benhammou ¹⁵⁵, K.C. Benkendorfer ⁶², L. Beresford ⁴⁹, M. Beretta ⁵⁴, E. Bergeas Kuutmann ¹⁶⁶, N. Berger ⁴,

B. Bergmann [ID135](#), J. Beringer [ID18a](#), G. Bernardi [ID5](#), C. Bernius [ID147](#), F.U. Bernlochner [ID25](#),
 F. Bernon [ID37](#), A. Berrocal Guardia [ID13](#), T. Berry [ID97](#), P. Berta [ID136](#), A. Berthold [ID51](#), S. Bethke [ID112](#),
 A. Betti [ID76a,76b](#), A.J. Bevan [ID96](#), N.K. Bhalla [ID55](#), S. Bharthuar [ID112](#), S. Bhatta [ID149](#),
 D.S. Bhattacharya [ID171](#), P. Bhattarai [ID147](#), Z.M. Bhatti [ID120](#), K.D. Bhide [ID55](#), V.S. Bhopatkar [ID124](#),
 R.M. Bianchi [ID132](#), G. Bianco [ID24b,24a](#), O. Biebel [ID111](#), M. Biglietti [ID78a](#), C.S. Billingsley [ID46](#),
 Y. Bimgdi [ID36f](#), M. Bindi [ID56](#), A. Bingham [ID176](#), A. Bingul [ID22b](#), C. Bini [ID76a,76b](#), G.A. Bird [ID33](#),
 M. Birman [ID174](#), M. Biros [ID136](#), S. Biryukov [ID150](#), T. Bisanz [ID50](#), E. Bisceglie [ID45b,45a](#), J.P. Biswal [ID137](#),
 D. Biswas [ID145](#), I. Bloch [ID49](#), A. Blue [ID60](#), U. Blumenschein [ID96](#), J. Blumenthal [ID102](#),
 V.S. Bobrovnikov [ID40](#), M. Boehler [ID55](#), B. Boehm [ID171](#), D. Bogavac [ID37](#), A.G. Bogdanchikov [ID39](#),
 L.S. Boggia [ID130](#), V. Boisvert [ID97](#), P. Bokan [ID37](#), T. Bold [ID87a](#), M. Bomben [ID5](#), M. Bona [ID96](#),
 M. Boonekamp [ID138](#), A.G. Borbély [ID60](#), I.S. Bordulev [ID39](#), G. Borissov [ID93](#), D. Bortoletto [ID129](#),
 D. Boscherini [ID24b](#), M. Bosman [ID13](#), K. Bouaouda [ID36a](#), N. Bouchhar [ID168](#), L. Boudet [ID4](#),
 J. Boudreau [ID132](#), E.V. Bouhova-Thacker [ID93](#), D. Boumediene [ID42](#), R. Bouquet [ID58b,58a](#), A. Boveia [ID122](#),
 J. Boyd [ID37](#), D. Boye [ID30](#), I.R. Boyko [ID40](#), L. Bozianu [ID57](#), J. Bracinek [ID21](#), N. Brahimi [ID4](#),
 G. Brandt [ID176](#), O. Brandt [ID33](#), B. Brau [ID105](#), J.E. Brau [ID126](#), R. Brener [ID174](#), L. Brenner [ID117](#),
 R. Brenner [ID166](#), S. Bressler [ID174](#), G. Brianti [ID79a,79b](#), D. Britton [ID60](#), D. Britzger [ID112](#), I. Brock [ID25](#),
 R. Brock [ID109](#), G. Brooijmans [ID43](#), A.J. Brooks [ID69](#), E.M. Brooks [ID160b](#), E. Brost [ID30](#), L.M. Brown [ID170](#),
 L.E. Bruce [ID62](#), T.L. Bruckler [ID129](#), P.A. Bruckman de Renstrom [ID88](#), B. Brüers [ID49](#), A. Bruni [ID24b](#),
 G. Bruni [ID24b](#), D. Brunner [ID48a,48b](#), M. Bruschi [ID24b](#), N. Bruscinò [ID76a,76b](#), T. Buanes [ID17](#), Q. Buat [ID142](#),
 D. Buchin [ID112](#), A.G. Buckley [ID60](#), O. Bulekov [ID39](#), B.A. Bullard [ID147](#), S. Burdin [ID94](#), C.D. Burgard [ID50](#),
 A.M. Burger [ID37](#), B. Burghgrave [ID8](#), O. Burlayenko [ID55](#), J. Burleson [ID167](#), J.T.P. Burr [ID33](#),
 J.C. Burzynski [ID146](#), E.L. Busch [ID43](#), V. Büscher [ID102](#), P.J. Bussey [ID60](#), J.M. Butler [ID26](#), C.M. Buttar [ID60](#),
 J.M. Butterworth [ID98](#), W. Buttinger [ID137](#), C.J. Buxo Vazquez [ID109](#), A.R. Buzykaev [ID40](#),
 S. Cabrera Urbán [ID168](#), L. Cadamuro [ID67](#), D. Caforio [ID59](#), H. Cai [ID132](#), Y. Cai [ID24b,114c,24a](#), Y. Cai [ID114a](#),
 V.M.M. Cairo [ID37](#), O. Cakir [ID3a](#), N. Calace [ID37](#), P. Calafiura [ID18a](#), G. Calderini [ID130](#), P. Calfayan [ID35](#),
 G. Callea [ID60](#), L.P. Caloba [ID84b](#), D. Calvet [ID42](#), S. Calvet [ID42](#), R. Camacho Toro [ID130](#), S. Camarda [ID37](#),
 D. Camarero Munoz [ID27](#), P. Camarri [ID77a,77b](#), M.T. Camerlingo [ID73a,73b](#), D. Cameron [ID37](#),
 C. Camincher [ID170](#), M. Campanelli [ID98](#), A. Camplani [ID44](#), V. Canale [ID73a,73b](#), A.C. Canbay [ID3a](#),
 E. Canonero [ID97](#), J. Cantero [ID168](#), Y. Cao [ID167](#), F. Capocasa [ID27](#), M. Capua [ID45b,45a](#), A. Carbone [ID72a,72b](#),
 R. Cardarelli [ID77a](#), J.C.J. Cardenas [ID8](#), M.P. Cardiff [ID27](#), G. Carducci [ID45b,45a](#), T. Carli [ID37](#),
 G. Carlino [ID73a](#), J.I. Carlotto [ID13](#), B.T. Carlson [ID132,t](#), E.M. Carlson [ID170](#), J. Carmignani [ID94](#),
 L. Carminati [ID72a,72b](#), A. Carnelli [ID138](#), M. Carnesale [ID37](#), S. Caron [ID116](#), E. Carquin [ID140f](#),
 I.B. Carr [ID107](#), S. Carrá [ID72a](#), G. Carratta [ID24b,24a](#), A.M. Carroll [ID126](#), M.P. Casado [ID13,i](#), M. Caspar [ID49](#),
 F.L. Castillo [ID4](#), L. Castillo Garcia [ID13](#), V. Castillo Gimenez [ID168](#), N.F. Castro [ID133a,133e](#),
 A. Catinaccio [ID37](#), J.R. Catmore [ID128](#), T. Cavaliere [ID4](#), V. Cavaliere [ID30](#), L.J. Caviedes Betancourt [ID23b](#),
 Y.C. Cekmecelioglu [ID49](#), E. Celebi [ID83](#), S. Cella [ID37](#), V. Cepaitis [ID57](#), K. Cerny [ID125](#),
 A.S. Cerqueira [ID84a](#), A. Cerri [ID75a,75b](#), L. Cerrito [ID77a,77b](#), F. Cerutti [ID18a](#), B. Cervato [ID145](#),
 A. Cervelli [ID24b](#), G. Cesarini [ID54](#), S.A. Cetin [ID83](#), P.M. Chabrilat [ID130](#), J. Chan [ID18a](#), W.Y. Chan [ID157](#),
 J.D. Chapman [ID33](#), E. Chapon [ID138](#), B. Chargeishvili [ID153b](#), D.G. Charlton [ID21](#), C. Chauhan [ID136](#),
 Y. Che [ID114a](#), S. Chekanov [ID6](#), S.V. Chekulaev [ID160a](#), G.A. Chelkov [ID40,a](#), B. Chen [ID155](#), B. Chen [ID170](#),
 H. Chen [ID114a](#), H. Chen [ID30](#), J. Chen [ID63c](#), J. Chen [ID146](#), M. Chen [ID129](#), S. Chen [ID89](#), S.J. Chen [ID114a](#),
 X. Chen [ID63c](#), X. Chen [ID15,ag](#), C.L. Cheng [ID175](#), H.C. Cheng [ID65a](#), S. Cheong [ID147](#), A. Cheplakov [ID40](#),
 E. Cheremushkina [ID49](#), E. Cherepanova [ID117](#), R. Cherkaoui El Moursli [ID36e](#), E. Cheu [ID7](#), K. Cheung [ID66](#),
 L. Chevalier [ID138](#), V. Chiarella [ID54](#), G. Chiarelli [ID75a](#), N. Chiedde [ID104](#), G. Chiodini [ID71a](#),
 A.S. Chisholm [ID21](#), A. Chitan [ID28b](#), M. Chitishvili [ID168](#), M.V. Chizhov [ID40,u](#), K. Choi [ID11](#), Y. Chou [ID142](#),
 E.Y.S. Chow [ID116](#), K.L. Chu [ID174](#), M.C. Chu [ID65a](#), X. Chu [ID14,114c](#), Z. Chubinidze [ID54](#), J. Chudoba [ID134](#),
 J.J. Chwastowski [ID88](#), D. Cieri [ID112](#), K.M. Ciesla [ID87a](#), V. Cindro [ID95](#), A. Ciocio [ID18a](#), F. Ciroto [ID73a,73b](#),

Z.H. Citron ¹⁷⁴, M. Citterio ^{72a}, D.A. Ciubotaru ^{28b}, A. Clark ⁵⁷, P.J. Clark ⁵³, N. Clarke Hall ⁹⁸, C. Clarry ¹⁵⁹, S.E. Clawson ⁴⁹, C. Clement ^{48a,48b}, Y. Coadou ¹⁰⁴, M. Cobal ^{70a,70c}, A. Coccaro ^{58b}, R.F. Coelho Barrue ^{133a}, R. Coelho Lopes De Sa ¹⁰⁵, S. Coelli ^{72a}, L.S. Colangeli ¹⁵⁹, B. Cole ⁴³, J. Collot ⁶¹, P. Conde Muiño ^{133a,133g}, M.P. Connell ^{34c}, S.H. Connell ^{34c}, E.I. Conroy ¹²⁹, F. Conventi ^{73a,ai}, H.G. Cooke ²¹, A.M. Cooper-Sarkar ¹²⁹, F.A. Corchia ^{24b,24a}, A. Cordeiro Oudot Choi ¹³⁰, L.D. Corpe ⁴², M. Corradi ^{76a,76b}, F. Corriveau ^{106,ac}, A. Cortes-Gonzalez ¹⁹, M.J. Costa ¹⁶⁸, F. Costanza ⁴, D. Costanzo ¹⁴³, B.M. Cote ¹²², J. Couthures ⁴, G. Cowan ⁹⁷, K. Cranmer ¹⁷⁵, L. Cremer ⁵⁰, D. Cremonini ^{24b,24a}, S. Crépe-Renaudin ⁶¹, F. Crescioli ¹³⁰, M. Cristinziani ¹⁴⁵, M. Cristoforetti ^{79a,79b}, V. Croft ¹¹⁷, J.E. Crosby ¹²⁴, G. Crosetti ^{45b,45a}, A. Cueto ¹⁰¹, H. Cui ⁹⁸, Z. Cui ⁷, W.R. Cunningham ⁶⁰, F. Curcio ¹⁶⁸, J.R. Curran ⁵³, P. Czodrowski ³⁷, M.J. Da Cunha Sargedas De Sousa ^{58b,58a}, J.V. Da Fonseca Pinto ^{84b}, C. Da Via ¹⁰³, W. Dabrowski ^{87a}, T. Dado ³⁷, S. Dahbi ¹⁵², T. Dai ¹⁰⁸, D. Dal Santo ²⁰, C. Dallapiccola ¹⁰⁵, M. Dam ⁴⁴, G. D'amen ³⁰, V. D'Amico ¹¹¹, J. Damp ¹⁰², J.R. Dandoy ³⁵, D. Dannheim ³⁷, M. Danninger ¹⁴⁶, V. Dao ¹⁴⁹, G. Darbo ^{58b}, S.J. Das ³⁰, F. Dattola ⁴⁹, S. D'Auria ^{72a,72b}, A. D'Avanzo ^{73a,73b}, T. Davidek ¹³⁶, I. Dawson ⁹⁶, H.A. Day-hall ¹³⁵, K. De ⁸, C. De Almeida Rossi ¹⁵⁹, R. De Asmundis ^{73a}, N. De Biase ⁴⁹, S. De Castro ^{24b,24a}, N. De Groot ¹¹⁶, P. de Jong ¹¹⁷, H. De la Torre ¹¹⁸, A. De Maria ^{114a}, A. De Salvo ^{76a}, U. De Sanctis ^{77a,77b}, F. De Santis ^{71a,71b}, A. De Santo ¹⁵⁰, J.B. De Vivie De Regie ⁶¹, J. Debevc ⁹⁵, D.V. Dedovich ⁴⁰, J. Degens ⁹⁴, A.M. Deiana ⁴⁶, J. Del Peso ¹⁰¹, L. Delagrangé ¹³⁰, F. Deliot ¹³⁸, C.M. Delitzsch ⁵⁰, M. Della Pietra ^{73a,73b}, D. Della Volpe ⁵⁷, A. Dell'Acqua ³⁷, L. Dell'Asta ^{72a,72b}, M. Delmastro ⁴, C.C. Delogu ¹⁰², P.A. Delsart ⁶¹, S. Demers ¹⁷⁷, M. Demichev ⁴⁰, S.P. Denisov ³⁹, H. Denizli ^{22a,m}, L. D'Eramo ⁴², D. Derendarz ⁸⁸, F. Derue ¹³⁰, P. Dervan ⁹⁴, K. Desch ²⁵, C. Deutsch ²⁵, F.A. Di Bello ^{58b,58a}, A. Di Ciaccio ^{77a,77b}, L. Di Ciaccio ⁴, A. Di Domenico ^{76a,76b}, C. Di Donato ^{73a,73b}, A. Di Girolamo ³⁷, G. Di Gregorio ³⁷, A. Di Luca ^{79a,79b}, B. Di Micco ^{78a,78b}, R. Di Nardo ^{78a,78b}, K.F. Di Petrillo ⁴¹, M. Diamantopoulou ³⁵, F.A. Dias ¹¹⁷, T. Dias Do Vale ¹⁴⁶, M.A. Diaz ^{140a,140b}, A.R. Didenko ⁴⁰, M. Didenko ¹⁶⁸, E.B. Diehl ¹⁰⁸, S. Díez Cornell ⁴⁹, C. Diez Pardos ¹⁴⁵, C. Dimitriadi ¹⁴⁸, A. Dimitrievska ²¹, A. Dimri ¹⁴⁹, J. Dingfelder ²⁵, T. Dingley ¹²⁹, I-M. Dinu ^{28b}, S.J. Dittmeier ^{64b}, F. Dittus ³⁷, M. Divisek ¹³⁶, B. Dixit ⁹⁴, F. Djama ¹⁰⁴, T. Djobava ^{153b}, C. Doglioni ^{103,100}, A. Dohnalova ^{29a}, Z. Dolezal ¹³⁶, K. Domijan ^{87a}, K.M. Dona ⁴¹, M. Donadelli ^{84d}, B. Dong ¹⁰⁹, J. Donini ⁴², A. D'Onofrio ^{73a,73b}, M. D'Onofrio ⁹⁴, J. Dopke ¹³⁷, A. Doria ^{73a}, N. Dos Santos Fernandes ^{133a}, P. Dougan ¹⁰³, M.T. Dova ⁹², A.T. Doyle ⁶⁰, M.A. Draguet ¹²⁹, M.P. Drescher ⁵⁶, E. Dreyer ¹⁷⁴, I. Drivas-koulouris ¹⁰, M. Drnevich ¹²⁰, M. Drozdova ⁵⁷, D. Du ^{63a}, T.A. du Pree ¹¹⁷, F. Dubinin ³⁹, M. Dubovsky ^{29a}, E. Duchovni ¹⁷⁴, G. Duckeck ¹¹¹, O.A. Ducu ^{28b}, D. Duda ⁵³, A. Dudarev ³⁷, E.R. Duden ²⁷, M. D'uffizi ¹⁰³, L. Duflost ⁶⁷, M. Dührssen ³⁷, I. Duminica ^{28g}, A.E. Dumitriu ^{28b}, M. Dunford ^{64a}, S. Dungs ⁵⁰, K. Dunne ^{48a,48b}, A. Duperrin ¹⁰⁴, H. Duran Yildiz ^{3a}, M. Düren ⁵⁹, A. Durglishvili ^{153b}, D. Duvnjak ³⁵, B.L. Dwyer ¹¹⁸, G.I. Dyckes ^{18a}, M. Dyndal ^{87a}, B.S. Dziedzic ³⁷, Z.O. Earnshaw ¹⁵⁰, G.H. Eberwein ¹²⁹, B. Eckerova ^{29a}, S. Eggebrecht ⁵⁶, E. Egidio Purcino De Souza ^{84e}, G. Eigen ¹⁷, K. Einsweiler ^{18a}, T. Ekelof ¹⁶⁶, P.A. Ekman ¹⁰⁰, S. El Farkh ^{36b}, Y. El Ghazali ^{63a}, H. El Jarrari ³⁷, A. El Moussaouy ^{36a}, V. Ellajosyula ¹⁶⁶, M. Ellert ¹⁶⁶, F. Ellinghaus ¹⁷⁶, N. Ellis ³⁷, J. Elmsheuser ³⁰, M. Elsayy ^{119a}, M. Elsing ³⁷, D. Emeliyanov ¹³⁷, Y. Enari ⁸⁵, I. Ene ^{18a}, S. Epari ¹³, D. Ernani Martins Neto ⁸⁸, M. Errenst ¹⁷⁶, M. Escalier ⁶⁷, C. Escobar ¹⁶⁸, E. Etzion ¹⁵⁵, G. Evans ^{133a,133b}, H. Evans ⁶⁹, L.S. Evans ⁹⁷, A. Ezhilov ³⁹, S. Ezzarqtouni ^{36a}, F. Fabbri ^{24b,24a}, L. Fabbri ^{24b,24a}, G. Facini ⁹⁸, V. Fadeyev ¹³⁹, R.M. Fakhruddinov ³⁹,

D. Fakoudis [ID102](#), S. Falciano [ID76a](#), L.F. Falda Ulhoa Coelho [ID133a](#), F. Fallavollita [ID112](#),
 G. Falsetti [ID45b,45a](#), J. Faltova [ID136](#), C. Fan [ID167](#), K.Y. Fan [ID65b](#), Y. Fan [ID14](#), Y. Fang [ID14,114c](#),
 M. Fanti [ID72a,72b](#), M. Faraj [ID70a,70b](#), Z. Farazpay [ID99](#), A. Farbin [ID8](#), A. Farilla [ID78a](#), T. Farooque [ID109](#),
 J.N. Farr [ID177](#), S.M. Farrington [ID137,53](#), F. Fassi [ID36e](#), D. Fassouliotis [ID9](#), L. Fayard [ID67](#), P. Federic [ID136](#),
 P. Federicova [ID134](#), O.L. Fedin [ID39,a](#), M. Feickert [ID175](#), L. Feligioni [ID104](#), D.E. Fellers [ID126](#), C. Feng [ID63b](#),
 Z. Feng [ID117](#), M.J. Fenton [ID163](#), L. Ferencz [ID49](#), R.A.M. Ferguson [ID93](#), P. Fernandez Martinez [ID68](#),
 M.J.V. Fernoux [ID104](#), J. Ferrando [ID93](#), A. Ferrari [ID166](#), P. Ferrari [ID117,116](#), R. Ferrari [ID74a](#), D. Ferrere [ID57](#),
 C. Ferretti [ID108](#), M.P. Fewell [ID1](#), D. Fiacco [ID76a,76b](#), F. Fiedler [ID102](#), P. Fiedler [ID135](#), S. Filimonov [ID39](#),
 A. Filipčič [ID95](#), E.K. Filmer [ID160a](#), F. Filthaut [ID116](#), M.C.N. Fiolhais [ID133a,133c,c](#), L. Fiorini [ID168](#),
 W.C. Fisher [ID109](#), T. Fitschen [ID103](#), P.M. Fitzhugh [ID138](#), I. Fleck [ID145](#), P. Fleischmann [ID108](#), T. Flick [ID176](#),
 M. Flores [ID34d,ae](#), L.R. Flores Castillo [ID65a](#), L. Flores Sanz De Acedo [ID37](#), F.M. Follega [ID79a,79b](#),
 N. Fomin [ID33](#), J.H. Foo [ID159](#), A. Formica [ID138](#), A.C. Forti [ID103](#), E. Fortin [ID37](#), A.W. Fortman [ID18a](#),
 L. Fountas [ID9,k](#), D. Fournier [ID67](#), H. Fox [ID93](#), P. Francavilla [ID75a,75b](#), S. Francescato [ID62](#),
 S. Franchellucci [ID57](#), M. Franchini [ID24b,24a](#), S. Franchino [ID64a](#), D. Francis [ID37](#), L. Franco [ID116](#),
 V. Franco Lima [ID37](#), L. Franconi [ID49](#), M. Franklin [ID62](#), G. Frattari [ID27](#), Y.Y. Frid [ID155](#), J. Friend [ID60](#),
 N. Fritzsche [ID37](#), A. Froch [ID57](#), D. Froidevaux [ID37](#), J.A. Frost [ID129](#), Y. Fu [ID109](#),
 S. Fuenzalida Garrido [ID140f](#), M. Fujimoto [ID104](#), K.Y. Fung [ID65a](#), E. Furtado De Simas Filho [ID84e](#),
 M. Furukawa [ID157](#), J. Fuster [ID168](#), A. Gaa [ID56](#), A. Gabrielli [ID24b,24a](#), A. Gabrielli [ID159](#), P. Gadow [ID37](#),
 G. Gagliardi [ID58b,58a](#), L.G. Gagnon [ID18a](#), S. Gaid [ID165](#), S. Galantzan [ID155](#), J. Gallagher [ID1](#),
 E.J. Gallas [ID129](#), A.L. Gallen [ID166](#), B.J. Gallop [ID137](#), K.K. Gan [ID122](#), S. Ganguly [ID157](#), Y. Gao [ID53](#),
 A. Garabaglu [ID142](#), F.M. Garay Walls [ID140a,140b](#), B. Garcia [ID30](#), C. García [ID168](#), A. Garcia Alonso [ID117](#),
 A.G. Garcia Caffaro [ID177](#), J.E. García Navarro [ID168](#), M. Garcia-Sciveres [ID18a](#), G.L. Gardner [ID131](#),
 R.W. Gardner [ID41](#), N. Garelli [ID162](#), R.B. Garg [ID147](#), J.M. Gargan [ID53](#), C.A. Garner [ID159](#), C.M. Garvey [ID34a](#),
 V.K. Gassmann [ID162](#), G. Gaudio [ID74a](#), V. Gautam [ID13](#), P. Gauzzi [ID76a,76b](#), J. Gavranovic [ID95](#),
 I.L. Gavrilenko [ID39](#), A. Gavrilyuk [ID39](#), C. Gay [ID169](#), G. Gaycken [ID126](#), E.N. Gazis [ID10](#), A. Gekow [ID122](#),
 C. Gemme [ID58b](#), M.H. Genest [ID61](#), A.D. Gentry [ID115](#), S. George [ID97](#), W.F. George [ID21](#), T. Geralis [ID47](#),
 A.A. Gerwin [ID123](#), P. Gessinger-Befurt [ID37](#), M.E. Geyik [ID176](#), M. Ghani [ID172](#), K. Ghorbanian [ID96](#),
 A. Ghosal [ID145](#), A. Ghosh [ID163](#), A. Ghosh [ID7](#), B. Giacobbe [ID24b](#), S. Giagu [ID76a,76b](#), T. Giani [ID117](#),
 A. Giannini [ID63a](#), S.M. Gibson [ID97](#), M. Gignac [ID139](#), D.T. Gil [ID87b](#), A.K. Gilbert [ID87a](#), B.J. Gilbert [ID43](#),
 D. Gillberg [ID35](#), G. Gilles [ID117](#), L. Ginabat [ID130](#), D.M. Gingrich [ID2,ah](#), M.P. Giordani [ID70a,70c](#),
 P.F. Giraud [ID138](#), G. Giugliarelli [ID70a,70c](#), D. Giugni [ID72a](#), F. Giuli [ID77a,77b](#), I. Gkialas [ID9,k](#),
 L.K. Gladilin [ID39](#), C. Glasman [ID101](#), G. Glemža [ID49](#), M. Glisic [ID126](#), I. Gnesi [ID45b](#), Y. Go [ID30](#),
 M. Goblirsch-Kolb [ID37](#), B. Gocke [ID50](#), D. Godin [ID110](#), B. Gokturk [ID22a](#), S. Goldfarb [ID107](#), T. Golling [ID57](#),
 M.G.D. Gololo [ID34c](#), D. Golubkov [ID39](#), J.P. Gombas [ID109](#), A. Gomes [ID133a,133b](#), G. Gomes Da Silva [ID145](#),
 A.J. Gomez Delegido [ID168](#), R. Gonçalo [ID133a](#), L. Gonella [ID21](#), A. Gongadze [ID153c](#), F. Gonnella [ID21](#),
 J.L. Gonski [ID147](#), R.Y. González Andana [ID53](#), S. González de la Hoz [ID168](#), R. Gonzalez Lopez [ID94](#),
 C. Gonzalez Renteria [ID18a](#), M.V. Gonzalez Rodrigues [ID49](#), R. Gonzalez Suarez [ID166](#),
 S. Gonzalez-Sevilla [ID57](#), L. Goossens [ID37](#), B. Gorini [ID37](#), E. Gorini [ID71a,71b](#), A. Gorišek [ID95](#),
 T.C. Gosart [ID131](#), A.T. Goshaw [ID52](#), M.I. Gostkin [ID40](#), S. Goswami [ID124](#), C.A. Gottardo [ID37](#),
 S.A. Gotz [ID111](#), M. Gouighri [ID36b](#), A.G. Goussiou [ID142](#), N. Govender [ID34c](#), R.P. Grabarczyk [ID129](#),
 I. Grabowska-Bold [ID87a](#), K. Graham [ID35](#), E. Gramstad [ID128](#), S. Grancagnolo [ID71a,71b](#), C.M. Grant [ID1,138](#),
 P.M. Gravila [ID28f](#), F.G. Gravili [ID71a,71b](#), H.M. Gray [ID18a](#), M. Greco [ID112](#), M.J. Green [ID1](#), C. Grefe [ID25](#),
 A.S. Grefsrud [ID17](#), I.M. Gregor [ID49](#), K.T. Greif [ID163](#), P. Grenier [ID147](#), S.G. Grewe [ID112](#), A.A. Grillo [ID139](#),
 K. Grimm [ID32](#), S. Grinstein [ID13,y](#), J.-F. Grivaz [ID67](#), E. Gross [ID174](#), J. Grosse-Knetter [ID56](#), L. Guan [ID108](#),
 G. Guerrieri [ID37](#), R. Gugel [ID102](#), J.A.M. Guhit [ID108](#), A. Guida [ID19](#), E. Guilloton [ID172](#), S. Guindon [ID37](#),
 F. Guo [ID14,114c](#), J. Guo [ID63c](#), L. Guo [ID49](#), L. Guo [ID114b,w](#), Y. Guo [ID108](#), A. Gupta [ID50](#), R. Gupta [ID132](#),
 S. Gurbuz [ID25](#), S.S. Gurdasani [ID49](#), G. Gustavino [ID76a,76b](#), P. Gutierrez [ID123](#),

L.F. Gutierrez Zagazeta ¹³¹, M. Gutsche ⁵¹, C. Gutschow ⁹⁸, C. Gwenlan ¹²⁹, C.B. Gwilliam ⁹⁴, E.S. Haaland ¹²⁸, A. Haas ¹²⁰, M. Habedank ⁶⁰, C. Haber ^{18a}, H.K. Hadavand ⁸, A. Haddad ⁴², A. Hadeef ⁵¹, A.I. Hagan ⁹³, J.J. Hahn ¹⁴⁵, E.H. Haines ⁹⁸, M. Haleem ¹⁷¹, J. Haley ¹²⁴, G.D. Hallewell ¹⁰⁴, L. Halser ²⁰, K. Hamano ¹⁷⁰, M. Hamer ²⁵, E.J. Hampshire ⁹⁷, J. Han ^{63b}, L. Han ^{114a}, L. Han ^{63a}, S. Han ^{18a}, K. Hanagaki ⁸⁵, M. Hance ¹³⁹, D.A. Hangal ⁴³, H. Hanif ¹⁴⁶, M.D. Hank ¹³¹, J.B. Hansen ⁴⁴, P.H. Hansen ⁴⁴, D. Harada ⁵⁷, T. Harenberg ¹⁷⁶, S. Harkusha ¹⁷⁸, M.L. Harris ¹⁰⁵, Y.T. Harris ²⁵, J. Harrison ¹³, N.M. Harrison ¹²², P.F. Harrison ¹⁷², N.M. Hartman ¹¹², N.M. Hartmann ¹¹¹, R.Z. Hasan ^{97,137}, Y. Hasegawa ¹⁴⁴, F. Haslbeck ¹²⁹, S. Hassan ¹⁷, R. Hauser ¹⁰⁹, C.M. Hawkes ²¹, R.J. Hawkings ³⁷, Y. Hayashi ¹⁵⁷, D. Hayden ¹⁰⁹, C. Hayes ¹⁰⁸, R.L. Hayes ¹¹⁷, C.P. Hays ¹²⁹, J.M. Hays ⁹⁶, H.S. Hayward ⁹⁴, F. He ^{63a}, M. He ^{14,114c}, Y. He ⁴⁹, Y. He ⁹⁸, N.B. Heatley ⁹⁶, V. Hedberg ¹⁰⁰, A.L. Heggelund ¹²⁸, C. Heidegger ⁵⁵, K.K. Heidegger ⁵⁵, J. Heilman ³⁵, S. Heim ⁴⁹, T. Heim ^{18a}, J.G. Heinlein ¹³¹, J.J. Heinrich ¹²⁶, L. Heinrich ^{112,af}, J. Hejbal ¹³⁴, A. Held ¹⁷⁵, S. Hellesund ¹⁷, C.M. Helling ¹⁶⁹, S. Hellman ^{48a,48b}, R.C.W. Henderson ⁹³, L. Henkelmann ³³, A.M. Henriques Correia ³⁷, H. Herde ¹⁰⁰, Y. Hernández Jiménez ¹⁴⁹, L.M. Herrmann ²⁵, T. Herrmann ⁵¹, G. Herten ⁵⁵, R. Hertenberger ¹¹¹, L. Hervas ³⁷, M.E. Hesping ¹⁰², N.P. Hesse ^{160a}, J. Hessler ¹¹², M. Hidaoui ^{36b}, N. Hidic ¹³⁶, E. Hill ¹⁵⁹, S.J. Hillier ²¹, J.R. Hinds ¹⁰⁹, F. Hinterkeuser ²⁵, M. Hirose ¹²⁷, S. Hirose ¹⁶¹, D. Hirschbuehl ¹⁷⁶, T.G. Hitchings ¹⁰³, B. Hiti ⁹⁵, J. Hobbs ¹⁴⁹, R. Hobincu ^{28e}, N. Hod ¹⁷⁴, M.C. Hodgkinson ¹⁴³, B.H. Hodgkinson ¹²⁹, A. Hoecker ³⁷, D.D. Hofer ¹⁰⁸, J. Hofer ¹⁶⁸, M. Holzbock ³⁷, L.B.A.H. Hommels ³³, B.P. Honan ¹⁰³, J.J. Hong ⁶⁹, J. Hong ^{63c}, T.M. Hong ¹³², B.H. Hooberman ¹⁶⁷, W.H. Hopkins ⁶, M.C. Hoppesch ¹⁶⁷, Y. Horii ¹¹³, M.E. Horstmann ¹¹², S. Hou ¹⁵², M.R. Housenga ¹⁶⁷, A.S. Howard ⁹⁵, J. Howarth ⁶⁰, J. Hoya ⁶, M. Hrabovsky ¹²⁵, T. Hryn'ova ⁴, P.J. Hsu ⁶⁶, S.-C. Hsu ¹⁴², T. Hsu ⁶⁷, M. Hu ^{18a}, Q. Hu ^{63a}, S. Huang ³³, X. Huang ^{14,114c}, Y. Huang ¹³⁶, Y. Huang ^{114b}, Y. Huang ¹⁰², Y. Huang ¹⁴, Z. Huang ¹⁰³, Z. Hubacek ¹³⁵, M. Huebner ²⁵, F. Huegging ²⁵, T.B. Huffman ¹²⁹, M. Hufnagel Maranha De Faria ^{84a}, C.A. Hugli ⁴⁹, M. Huhtinen ³⁷, S.K. Huiberts ¹⁷, R. Hulsken ¹⁰⁶, C.E. Hultquist ^{18a}, N. Huseynov ^{12,g}, J. Huston ¹⁰⁹, J. Huth ⁶², R. Hyneman ⁷, G. Iacobucci ⁵⁷, G. Iakovidis ³⁰, L. Iconomidou-Fayard ⁶⁷, J.P. Iddon ³⁷, P. Iengo ^{73a,73b}, R. Iguchi ¹⁵⁷, Y. Iiyama ¹⁵⁷, T. Iizawa ¹²⁹, Y. Ikegami ⁸⁵, D. Iliadis ¹⁵⁶, N. Ilic ¹⁵⁹, H. Imam ^{84c}, G. Inacio Goncalves ^{84d}, S.A. Infante Cabanas ^{140c}, T. Ingebretsen Carlson ^{48a,48b}, J.M. Inglis ⁹⁶, G. Introzzi ^{74a,74b}, M. Iodice ^{78a}, V. Ippolito ^{76a,76b}, R.K. Irwin ⁹⁴, M. Ishino ¹⁵⁷, W. Islam ¹⁷⁵, C. Issever ¹⁹, S. Istin ^{22a,am}, H. Ito ¹⁷³, R. Iuppa ^{79a,79b}, A. Ivina ¹⁷⁴, V. Izzo ^{73a}, P. Jacka ¹³⁴, P. Jackson ¹, P. Jain ⁴⁹, K. Jakobs ⁵⁵, T. Jakoubek ¹⁷⁴, J. Jamieson ⁶⁰, W. Jang ¹⁵⁷, M. Javurkova ¹⁰⁵, P. Jawahar ¹⁰³, L. Jeanty ¹²⁶, J. Jejelava ^{153a}, P. Jenni ^{55,f}, C.E. Jessiman ³⁵, C. Jia ^{63b}, H. Jia ¹⁶⁹, J. Jia ¹⁴⁹, X. Jia ^{14,114c}, Z. Jia ^{114a}, C. Jiang ⁵³, Q. Jiang ^{65b}, S. Jiggins ⁴⁹, J. Jimenez Pena ¹³, S. Jin ^{114a}, A. Jinaru ^{28b}, O. Jinnouchi ¹⁴¹, P. Johansson ¹⁴³, K.A. Johns ⁷, J.W. Johnson ¹³⁹, F.A. Jolly ⁴⁹, D.M. Jones ¹⁵⁰, E. Jones ⁴⁹, K.S. Jones ⁸, P. Jones ³³, R.W.L. Jones ⁹³, T.J. Jones ⁹⁴, H.L. Joos ^{56,37}, R. Joshi ¹²², J. Jovicevic ¹⁶, X. Ju ^{18a}, J.J. Junggeburth ³⁷, T. Junkermann ^{64a}, A. Juste Rozas ^{13,y}, M.K. Juzek ⁸⁸, S. Kabana ^{140e}, A. Kaczmarzka ⁸⁸, M. Kado ¹¹², H. Kagan ¹²², M. Kagan ¹⁴⁷, A. Kahn ¹³¹, C. Kahra ¹⁰², T. Kaji ¹⁵⁷, E. Kajomovitz ¹⁵⁴, N. Kakati ¹⁷⁴, I. Kalaitzidou ⁵⁵, N.J. Kang ¹³⁹, D. Kar ^{34g}, K. Karava ¹²⁹, E. Karentzos ²⁵, O. Karkout ¹¹⁷, S.N. Karpov ⁴⁰, Z.M. Karpova ⁴⁰, V. Kartvelishvili ⁹³, A.N. Karyukhin ³⁹, E. Kasimi ¹⁵⁶, J. Katzy ⁴⁹, S. Kaur ³⁵, K. Kawade ¹⁴⁴, M.P. Kawale ¹²³, C. Kawamoto ⁸⁹, T. Kawamoto ^{63a}, E.F. Kay ³⁷, F.I. Kaya ¹⁶², S. Kazakos ¹⁰⁹, V.F. Kazanin ³⁹, Y. Ke ¹⁴⁹, J.M. Keaveney ^{34a}, R. Keeler ¹⁷⁰, G.V. Kehris ⁶², J.S. Keller ³⁵, J.J. Kempster ¹⁵⁰, O. Kepka ¹³⁴, J. Kerr ^{160b}, B.P. Kerridge ¹³⁷,

B.P. Kerševan ⁹⁵, L. Keszeghova ^{29a}, R.A. Khan ¹³², A. Khanov ¹²⁴, A.G. Kharlamov ³⁹, T. Kharlamova ³⁹, E.E. Khoda ¹⁴², M. Kholodenko ^{133a}, T.J. Khoo ¹⁹, G. Khorauli ¹⁷¹, J. Khubua ^{153b,*}, Y.A.R. Khwaira ¹³⁰, B. Kibirige ^{34g}, D. Kim ⁶, D.W. Kim ^{48a,48b}, Y.K. Kim ⁴¹, N. Kimura ⁹⁸, M.K. Kingston ⁵⁶, A. Kirchoff ⁵⁶, C. Kirfel ²⁵, F. Kirfel ²⁵, J. Kirk ¹³⁷, A.E. Kiryunin ¹¹², S. Kita ¹⁶¹, C. Kitsaki ¹⁰, O. Kivernyk ²⁵, M. Klassen ¹⁶², C. Klein ³⁵, L. Klein ¹⁷¹, M.H. Klein ⁴⁶, S.B. Klein ⁵⁷, U. Klein ⁹⁴, A. Klimentov ³⁰, T. Klioutchnikova ³⁷, P. Kluit ¹¹⁷, S. Kluth ¹¹², E. Kneringer ⁸⁰, T.M. Knight ¹⁵⁹, A. Knue ⁵⁰, D. Kobylanskii ¹⁷⁴, S.F. Koch ¹²⁹, M. Kocian ¹⁴⁷, P. Kodyš ¹³⁶, D.M. Koeck ¹²⁶, P.T. Koenig ²⁵, T. Koffas ³⁵, O. Kolay ⁵¹, I. Koletsou ⁴, T. Komarek ⁸⁸, K. Köneke ⁵⁶, A.X.Y. Kong ¹, T. Kono ¹²¹, N. Konstantinidis ⁹⁸, P. Kontaxakis ⁵⁷, B. Konya ¹⁰⁰, R. Kopeliansky ⁴³, S. Koperny ^{87a}, K. Korcyl ⁸⁸, K. Kordas ^{156,e}, A. Korn ⁹⁸, S. Korn ⁵⁶, I. Korolkov ¹³, N. Korotkova ³⁹, B. Kortman ¹¹⁷, O. Kortner ¹¹², S. Kortner ¹¹², W.H. Kostecka ¹¹⁸, V.V. Kostyukhin ¹⁴⁵, A. Kotsokechagia ³⁷, A. Kotwal ⁵², A. Koulouris ³⁷, A. Kourkoumeli-Charalampidi ^{74a,74b}, C. Kourkoumelis ⁹, E. Kourlitis ^{112,af}, O. Kovanda ¹²⁶, R. Kowalewski ¹⁷⁰, W. Kozanecki ¹²⁶, A.S. Kozhin ³⁹, V.A. Kramarenko ³⁹, G. Kramberger ⁹⁵, P. Kramer ²⁵, M.W. Krasny ¹³⁰, A. Krasznahorkay ¹⁰⁵, A.C. Kraus ¹¹⁸, J.W. Kraus ¹⁷⁶, J.A. Kremer ⁴⁹, T. Kresse ⁵¹, L. Kretschmann ¹⁷⁶, J. Kretzschmar ⁹⁴, K. Kreul ¹⁹, P. Krieger ¹⁵⁹, K. Krizka ²¹, K. Kroeninger ⁵⁰, H. Kroha ¹¹², J. Kroll ¹³⁴, J. Kroll ¹³¹, K.S. Krowpman ¹⁰⁹, U. Kruchonak ⁴⁰, H. Krüger ²⁵, N. Krumnack ⁸², M.C. Kruse ⁵², O. Kuchinskaia ³⁹, S. Kuday ^{3a}, S. Kuehn ³⁷, R. Kuesters ⁵⁵, T. Kuhl ⁴⁹, V. Kukhtin ⁴⁰, Y. Kulchitsky ⁴⁰, S. Kuleshov ^{140d,140b}, M. Kumar ^{34g}, N. Kumari ⁴⁹, P. Kumari ^{160b}, A. Kupco ¹³⁴, T. Kupfer ⁵⁰, A. Kupich ³⁹, O. Kuprash ⁵⁵, H. Kurashige ⁸⁶, L.L. Kurchaninov ^{160a}, O. Kurdysh ⁴, Y.A. Kurochkin ³⁸, A. Kurova ³⁹, M. Kuze ¹⁴¹, A.K. Kvam ¹⁰⁵, J. Kvita ¹²⁵, N.G. Kyriacou ¹⁰⁸, L.A.O. Laatu ¹⁰⁴, C. Lacasta ¹⁶⁸, F. Lacava ^{76a,76b}, H. Lacker ¹⁹, D. Lacour ¹³⁰, N.N. Lad ⁹⁸, E. Ladygin ⁴⁰, A. Lafarge ⁴², B. Laforge ¹³⁰, T. Lagouri ¹⁷⁷, F.Z. Lahbabi ^{36a}, S. Lai ⁵⁶, J.E. Lambert ¹⁷⁰, S. Lammers ⁶⁹, W. Lampl ⁷, C. Lampoudis ^{156,e}, G. Lamprinoudis ¹⁰², A.N. Lancaster ¹¹⁸, E. Lançon ³⁰, U. Landgraf ⁵⁵, M.P.J. Landon ⁹⁶, V.S. Lang ⁵⁵, O.K.B. Langrekken ¹²⁸, A.J. Lankford ¹⁶³, F. Lanni ³⁷, K. Lantzsch ²⁵, A. Lanza ^{74a}, M. Lanzac Berrocal ¹⁶⁸, J.F. Laporte ¹³⁸, T. Lari ^{72a}, F. Lasagni Manghi ^{24b}, M. Lassnig ³⁷, V. Latonova ¹³⁴, S.D. Lawlor ¹⁴³, Z. Lawrence ¹⁰³, R. Lazaridou ¹⁷², M. Lazzaroni ^{72a,72b}, H.D.M. Le ¹⁰⁹, E.M. Le Boulicaut ¹⁷⁷, L.T. Le Pottier ^{18a}, B. Leban ^{24b,24a}, M. LeBlanc ¹⁰³, F. Ledroit-Guillon ⁶¹, S.C. Lee ¹⁵², T.F. Lee ⁹⁴, L.L. Leeuw ^{34c,ak}, M. Lefebvre ¹⁷⁰, C. Leggett ^{18a}, G. Lehmann Miotto ³⁷, M. Leigh ⁵⁷, W.A. Leight ¹⁰⁵, W. Leinonen ¹¹⁶, A. Leisos ^{156,v}, M.A.L. Leite ^{84c}, C.E. Leitgeb ¹⁹, R. Leitner ¹³⁶, K.J.C. Leney ⁴⁶, T. Lenz ²⁵, S. Leone ^{75a}, C. Leonidopoulos ⁵³, A. Leopold ¹⁴⁸, J.H. Lepage Bourbonnais ³⁵, R. Les ¹⁰⁹, C.G. Lester ³³, M. Levchenko ³⁹, J. Levêque ⁴, L.J. Levinson ¹⁷⁴, G. Levrini ^{24b,24a}, M.P. Lewicki ⁸⁸, C. Lewis ¹⁴², D.J. Lewis ⁴, L. Lewitt ¹⁴³, A. Li ³⁰, B. Li ^{63b}, C. Li ¹⁰⁸, C-Q. Li ¹¹², H. Li ^{63a}, H. Li ^{63b}, H. Li ¹⁰³, H. Li ¹⁵, H. Li ^{63b}, J. Li ^{63c}, K. Li ¹⁴, L. Li ^{63c}, R. Li ¹⁷⁷, S. Li ^{14,114c}, S. Li ^{63d,63c,d}, T. Li ⁵, X. Li ¹⁰⁶, Z. Li ¹⁵⁷, Z. Li ^{14,114c}, Z. Li ^{63a}, S. Liang ^{14,114c}, Z. Liang ¹⁴, M. Liberatore ¹³⁸, B. Liberti ^{77a}, K. Lie ^{65c}, J. Lieber Marin ^{84e}, H. Lien ⁶⁹, H. Lin ¹⁰⁸, L. Linden ¹¹¹, R.E. Lindley ⁷, J.H. Lindon ², J. Ling ⁶², E. Lipeles ¹³¹, A. Lipniacka ¹⁷, A. Lister ¹⁶⁹, J.D. Little ⁶⁹, B. Liu ¹⁴, B.X. Liu ^{114b}, D. Liu ^{63d,63c}, E.H.L. Liu ²¹, J.K.K. Liu ³³, K. Liu ^{63d}, K. Liu ^{63d,63c}, M. Liu ^{63a}, M.Y. Liu ^{63a}, P. Liu ¹⁴, Q. Liu ^{63d,142,63c}, X. Liu ^{63a}, X. Liu ^{63b}, Y. Liu ^{114b,114c}, Y.L. Liu ^{63b}, Y.W. Liu ^{63a}, S.L. Lloyd ⁹⁶, E.M. Lobodzinska ⁴⁹, P. Loch ⁷, E. Lodhi ¹⁵⁹, T. Lohse ¹⁹, K. Lohwasser ¹⁴³, E. Loiacono ⁴⁹, J.D. Lomas ²¹, J.D. Long ⁴³, I. Longarini ¹⁶³, R. Longo ¹⁶⁷, A. Lopez Solis ⁴⁹, N.A. Lopez-canelas ⁷, N. Lorenzo Martinez ⁴, A.M. Lory ¹¹¹, M. Losada ^{119a}, G. Löschcke Centeno ¹⁵⁰, O. Loseva ³⁹, X. Lou ^{48a,48b}, X. Lou ^{14,114c},

A. Lounis ⁶⁷, G.C. Louppe^j, P.A. Love ⁹³, G. Lu ^{14,114c}, M. Lu ⁶⁷, S. Lu ¹³¹, Y.J. Lu ¹⁵²,
 H.J. Lubatti ¹⁴², C. Luci ^{76a,76b}, F.L. Lucio Alves ^{114a}, F. Luehring ⁶⁹, B.S. Lunday ¹³¹,
 O. Lundberg ¹⁴⁸, B. Lund-Jensen ^{148,*}, N.A. Luongo ⁶, M.S. Lutz ³⁷, A.B. Lux ²⁶, D. Lynn ³⁰,
 R. Lysak ¹³⁴, E. Lytken ¹⁰⁰, V. Lyubushkin ⁴⁰, T. Lyubushkina ⁴⁰, M.M. Lyukova ¹⁴⁹,
 M.Firdaus M. Soberi ⁵³, H. Ma ³⁰, K. Ma ^{63a}, L.L. Ma ^{63b}, W. Ma ^{63a}, Y. Ma ¹²⁴,
 J.C. MacDonald ¹⁰², P.C. Machado De Abreu Farias ^{84e}, R. Madar ⁴², T. Madula ⁹⁸, J. Maeda ⁸⁶,
 T. Maeno ³⁰, P.T. Mafa ^{34c,1}, H. Maguire ¹⁴³, V. Maiboroda ¹³⁸, A. Maio ^{133a,133b,133d},
 K. Maj ^{87a}, O. Majersky ⁴⁹, S. Majewski ¹²⁶, R. Makhmanazarov ³⁹, N. Makovec ⁶⁷,
 V. Maksimovic ¹⁶, B. Malaescu ¹³⁰, Pa. Malecki ⁸⁸, V.P. Maleev ³⁹, F. Malek ^{61,q}, M. Mali ⁹⁵,
 D. Malito ⁹⁷, U. Mallik ^{81,*}, S. Maltezos¹⁰, S. Malyukov⁴⁰, J. Mamuzic ¹³, G. Mancini ⁵⁴,
 M.N. Mancini ²⁷, G. Manco ^{74a,74b}, J.P. Mandalia ⁹⁶, S.S. Mandarry ¹⁵⁰, I. Mandić ⁹⁵,
 L. Manhaes de Andrade Filho ^{84a}, I.M. Maniatis ¹⁷⁴, J. Manjarres Ramos ⁹¹, D.C. Mankad ¹⁷⁴,
 A. Mann ¹¹¹, S. Manzoni ³⁷, L. Mao ^{63c}, X. Mapekula ^{34c}, A. Marantis ^{156,v}, G. Marchiori ⁵,
 M. Marcisovsky ¹³⁴, C. Marcon ^{72a}, M. Marinescu ²¹, S. Marium ⁴⁹, M. Marjanovic ¹²³,
 A. Markhoos ⁵⁵, M. Markovitch ⁶⁷, M.K. Maroun ¹⁰⁵, E.J. Marshall ⁹³, Z. Marshall ^{18a},
 S. Marti-Garcia ¹⁶⁸, J. Martin ⁹⁸, T.A. Martin ¹³⁷, V.J. Martin ⁵³, B. Martin dit Latour ¹⁷,
 L. Martinelli ^{76a,76b}, M. Martinez ^{13,y}, P. Martinez Agullo ¹⁶⁸, V.I. Martinez Outschoorn ¹⁰⁵,
 P. Martinez Suarez ¹³, S. Martin-Haugh ¹³⁷, G. Martinovicova ¹³⁶, V.S. Martoiu ^{28b},
 A.C. Martyniuk ⁹⁸, A. Marzin ³⁷, D. Mascione ^{79a,79b}, L. Masetti ¹⁰², J. Masik ¹⁰³,
 A.L. Maslennikov ⁴⁰, S.L. Mason ⁴³, P. Massarotti ^{73a,73b}, P. Mastrandrea ^{75a,75b},
 A. Mastroberardino ^{45b,45a}, T. Masubuchi ¹²⁷, T.T. Mathew ¹²⁶, J. Matousek ¹³⁶, D.M. Mattern ⁵⁰,
 J. Maurer ^{28b}, T. Maurin ⁶⁰, A.J. Maury ⁶⁷, B. Maček ⁹⁵, D.A. Maximov ³⁹, A.E. May ¹⁰³,
 E. Mayer ⁴², R. Mazini ^{34g}, I. Maznas ¹¹⁸, M. Mazza ¹⁰⁹, S.M. Mazza ¹³⁹, E. Mazzeo ^{72a,72b},
 J.P. Mc Gowan ¹⁷⁰, S.P. Mc Kee ¹⁰⁸, C.A. Mc Lean ⁶, C.C. McCracken ¹⁶⁹, E.F. McDonald ¹⁰⁷,
 A.E. McDougall ¹¹⁷, L.F. Mcelhinney ⁹³, J.A. Mcfayden ¹⁵⁰, R.P. McGovern ¹³¹,
 R.P. Mckenzie ^{34g}, T.C. Mclachlan ⁴⁹, D.J. Mclaughlin ⁹⁸, S.J. McMahan ¹³⁷,
 C.M. Mcpartland ⁹⁴, R.A. McPherson ^{170,ac}, S. Mehlhase ¹¹¹, A. Mehta ⁹⁴, D. Melini ¹⁶⁸,
 B.R. Mellado Garcia ^{34g}, A.H. Melo ⁵⁶, F. Meloni ⁴⁹, A.M. Mendes Jacques Da Costa ¹⁰³,
 H.Y. Meng ¹⁵⁹, L. Meng ⁹³, S. Menke ¹¹², M. Mentink ³⁷, E. Meoni ^{45b,45a}, G. Mercado ¹¹⁸,
 S. Merianos ¹⁵⁶, C. Merlassino ^{70a,70c}, C. Meroni ^{72a,72b}, J. Metcalfe ⁶, A.S. Mete ⁶,
 E. Meuser ¹⁰², C. Meyer ⁶⁹, J-P. Meyer ¹³⁸, R.P. Middleton ¹³⁷, L. Mijović ⁵³,
 G. Mikenberg ¹⁷⁴, M. Mikesikova ¹³⁴, M. Mikuž ⁹⁵, H. Mildner ¹⁰², A. Milic ³⁷,
 D.W. Miller ⁴¹, E.H. Miller ¹⁴⁷, L.S. Miller ³⁵, A. Milov ¹⁷⁴, D.A. Milstead^{48a,48b}, T. Min^{114a},
 A.A. Minaenko ³⁹, I.A. Minashvili ^{153b}, A.I. Mincer ¹²⁰, B. Mindur ^{87a}, M. Mineev ⁴⁰,
 Y. Mino ⁸⁹, L.M. Mir ¹³, M. Miralles Lopez ⁶⁰, M. Mironova ^{18a}, M.C. Missio ¹¹⁶, A. Mitra ¹⁷²,
 V.A. Mitsou ¹⁶⁸, Y. Mitsumori ¹¹³, O. Miu ¹⁵⁹, P.S. Miyagawa ⁹⁶, T. Mkrtchyan ^{64a},
 M. Mlinarevic ⁹⁸, T. Mlinarevic ⁹⁸, M. Mlynarikova ³⁷, S. Mobius ²⁰, P. Mogg ¹¹¹,
 M.H. Mohamed Farook ¹¹⁵, A.F. Mohammed ^{14,114c}, S. Mohapatra ⁴³, S. Mohiuddin ¹²⁴,
 G. Mokgatitwane ^{34g}, L. Moleri ¹⁷⁴, B. Mondal ¹⁴⁵, S. Mondal ¹³⁵, K. Mönig ⁴⁹,
 E. Monnier ¹⁰⁴, L. Monsonis Romero¹⁶⁸, J. Montejo Berlingen ¹³, A. Montella ^{48a,48b},
 M. Montella ¹²², F. Montekali ^{78a,78b}, F. Monticelli ⁹², S. Monzani ^{70a,70c}, A. Morancho Tarda ⁴⁴,
 N. Morange ⁶⁷, A.L. Moreira De Carvalho ⁴⁹, M. Moreno Llácer ¹⁶⁸, C. Moreno Martinez ⁵⁷,
 J.M. Moreno Perez^{23b}, P. Morettini ^{58b}, S. Morgenstern ³⁷, M. Morii ⁶², M. Morinaga ¹⁵⁷,
 M. Moritsu ⁹⁰, F. Morodei ^{76a,76b}, P. Moschovakos ³⁷, B. Moser ¹²⁹, M. Mosidze ^{153b},
 T. Moskalets ⁴⁶, P. Moskvitina ¹¹⁶, J. Moss ^{32,n}, P. Moszkowicz ^{87a}, A. Moussa ^{36d},
 Y. Moyal ¹⁷⁴, E.J.W. Moyse ¹⁰⁵, O. Mtintsilana ^{34g}, S. Muanza ¹⁰⁴, J. Mueller ¹³²,
 D. Muenstermann ⁹³, R. Müller ³⁷, G.A. Mullier ¹⁶⁶, A.J. Mullin³³, J.J. Mullin¹³¹, A.E. Mulski ⁶²,

D.P. Mungo ¹⁵⁹, D. Munoz Perez ¹⁶⁸, F.J. Munoz Sanchez ¹⁰³, M. Murin ¹⁰³, W.J. Murray ^{172,137},
 M. Muškinja ⁹⁵, C. Mwewa ³⁰, A.G. Myagkov ^{39,a}, A.J. Myers ⁸, G. Myers ¹⁰⁸, M. Myska ¹³⁵,
 B.P. Nachman ^{18a}, K. Nagai ¹²⁹, K. Nagano ⁸⁵, R. Nagasaka ¹⁵⁷, J.L. Nagle ^{30,aj}, E. Nagy ¹⁰⁴,
 A.M. Nairz ³⁷, Y. Nakahama ⁸⁵, K. Nakamura ⁸⁵, K. Nakkalil ⁵, H. Nanjo ¹²⁷,
 E.A. Narayanan ⁴⁶, Y. Narukawa ¹⁵⁷, I. Naryshkin ³⁹, L. Nasella ^{72a,72b}, S. Nasri ^{119b},
 C. Nass ²⁵, G. Navarro ^{23a}, J. Navarro-Gonzalez ¹⁶⁸, A. Nayaz ¹⁹, P.Y. Nechaeva ³⁹,
 S. Nechaeva ^{24b,24a}, F. Nechansky ¹³⁴, L. Nedic ¹²⁹, T.J. Neep ²¹, A. Negri ^{74a,74b},
 M. Negrini ^{24b}, C. Nellist ¹¹⁷, C. Nelson ¹⁰⁶, K. Nelson ¹⁰⁸, S. Nemecek ¹³⁴, M. Nessi ^{37,h},
 M.S. Neubauer ¹⁶⁷, F. Neuhaus ¹⁰², J. Newell ⁹⁴, P.R. Newman ²¹, Y.W.Y. Ng ¹⁶⁷, B. Ngair ^{119a},
 H.D.N. Nguyen ¹¹⁰, R.B. Nickerson ¹²⁹, R. Nicolaidou ¹³⁸, J. Nielsen ¹³⁹, M. Niemeyer ⁵⁶,
 J. Niermann ³⁷, N. Nikiforou ³⁷, V. Nikolaenko ^{39,a}, I. Nikolic-Audit ¹³⁰, P. Nilsson ³⁰,
 I. Ninca ⁴⁹, G. Ninio ¹⁵⁵, A. Nisati ^{76a}, N. Nishu ², R. Nisius ¹¹², N. Nitika ^{70a,70c},
 J-E. Nitschke ⁵¹, E.K. Nkadimeng ^{34g}, T. Nobe ¹⁵⁷, T. Nommensen ¹⁵¹, M.B. Norfolk ¹⁴³,
 B.J. Norman ³⁵, M. Noury ^{36a}, J. Novak ⁹⁵, T. Novak ⁹⁵, R. Novotny ¹¹⁵, L. Nozka ¹²⁵,
 K. Ntekas ¹⁶³, N.M.J. Nunes De Moura Junior ^{84b}, J. Ocariz ¹³⁰, A. Ochi ⁸⁶, I. Ochoa ^{133a},
 S. Oerdek ^{49,z}, J.T. Offermann ⁴¹, A. Ogrodnik ¹³⁶, A. Oh ¹⁰³, C.C. Ohm ¹⁴⁸, H. Oide ⁸⁵,
 R. Oishi ¹⁵⁷, M.L. Ojeda ³⁷, Y. Okumura ¹⁵⁷, L.F. Oleiro Seabra ^{133a}, I. Oleksiyuk ⁵⁷,
 S.A. Olivares Pino ^{140d}, G. Oliveira Correa ¹³, D. Oliveira Damazio ³⁰, J.L. Oliver ¹⁶³,
 Ö.O. Öncel ⁵⁵, A.P. O'Neill ²⁰, A. Onofre ^{133a,133e}, P.U.E. Onyisi ¹¹, M.J. Oreglia ⁴¹,
 D. Orestano ^{78a,78b}, R.S. Orr ¹⁵⁹, L.M. Osojnak ¹³¹, Y. Osumi ¹¹³, G. Otero y Garzon ³¹,
 H. Otono ⁹⁰, G.J. Ottino ^{18a}, M. Ouchrif ^{36d}, F. Ould-Saada ¹²⁸, T. Ovsianikova ¹⁴²,
 M. Owen ⁶⁰, R.E. Owen ¹³⁷, V.E. Ozcan ^{22a}, F. Ozturk ⁸⁸, N. Ozturk ⁸, S. Ozturk ⁸³,
 H.A. Pacey ¹²⁹, K. Pachal ^{160a}, A. Pacheco Pages ¹³, C. Padilla Aranda ¹³, G. Padovano ^{76a,76b},
 S. Pagan Griso ^{18a}, G. Palacino ⁶⁹, A. Palazzo ^{71a,71b}, J. Pampel ²⁵, J. Pan ¹⁷⁷, T. Pan ^{65a},
 D.K. Panchal ¹¹, C.E. Pandini ¹¹⁷, J.G. Panduro Vazquez ¹³⁷, H.D. Pandya ¹, H. Pang ¹³⁸,
 P. Pani ⁴⁹, G. Panizzo ^{70a,70c}, L. Panwar ¹³⁰, L. Paolozzi ⁵⁷, S. Parajuli ¹⁶⁷, A. Paramonov ⁶,
 C. Paraskevopoulos ⁵⁴, D. Paredes Hernandez ^{55b}, A. Pareti ^{74a,74b}, K.R. Park ⁴³, T.H. Park ¹¹²,
 F. Parodi ^{58b,58a}, J.A. Parsons ⁴³, U. Parzefall ⁵⁵, B. Pascual Dias ⁴², L. Pascual Dominguez ¹⁰¹,
 E. Pasqualucci ^{76a}, S. Passaggio ^{58b}, F. Pastore ⁹⁷, P. Patel ⁸⁸, U.M. Patel ⁵², J.R. Pater ¹⁰³,
 T. Pauly ³⁷, F. Pauwels ¹³⁶, C.I. Pazos ¹⁶², M. Pedersen ¹²⁸, R. Pedro ^{133a}, S.V. Peleganchuk ³⁹,
 O. Penc ³⁷, E.A. Pender ⁵³, S. Peng ¹⁵, G.D. Penn ¹⁷⁷, K.E. Penski ¹¹¹, M. Penzin ³⁹,
 B.S. Peralva ^{84d}, A.P. Pereira Peixoto ¹⁴², L. Pereira Sanchez ¹⁴⁷, D.V. Perepelitsa ^{30,aj},
 G. Perera ¹⁰⁵, E. Perez Codina ^{160a}, M. Perganti ¹⁰, H. Pernegger ³⁷, S. Perrella ^{76a,76b},
 O. Perrin ⁴², K. Peters ⁴⁹, R.F.Y. Peters ¹⁰³, B.A. Petersen ³⁷, T.C. Petersen ⁴⁴, E. Petit ¹⁰⁴,
 V. Petousis ¹³⁵, C. Petridou ^{156,e}, T. Petru ¹³⁶, A. Petrukhin ¹⁴⁵, M. Pettee ^{18a}, A. Petukhov ⁸³,
 K. Petukhova ³⁷, R. Pezoa ^{140f}, L. Pezzotti ³⁷, G. Pezzullo ¹⁷⁷, L. Pfaffenbichler ³⁷,
 A.J. Pflieger ³⁷, T.M. Pham ¹⁷⁵, T. Pham ¹⁰⁷, P.W. Phillips ¹³⁷, G. Piacquadio ¹⁴⁹, E. Pianori ^{18a},
 F. Piazza ¹²⁶, R. Piegai ³¹, D. Pietreanu ^{28b}, A.D. Pilkington ¹⁰³, M. Pinamonti ^{70a,70c},
 J.L. Pinfeld ², B.C. Pinheiro Pereira ^{133a}, J. Pinol Bel ¹³, A.E. Pinto Pinoargote ¹³⁸,
 L. Pintucci ^{70a,70c}, K.M. Piper ¹⁵⁰, A. Pirttikoski ⁵⁷, D.A. Pizzi ³⁵, L. Pizzimento ^{65b},
 M.-A. Pleier ³⁰, V. Pleskot ¹³⁶, E. Plotnikova ⁴⁰, G. Poddar ⁹⁶, R. Poettgen ¹⁰⁰, L. Poggioli ¹³⁰,
 S. Polacek ¹³⁶, G. Polesello ^{74a}, A. Poley ^{146,160a}, A. Polini ^{24b}, C.S. Pollard ¹⁷²,
 Z.B. Pollock ¹²², E. Pompa Pacchi ¹²³, N.I. Pond ⁹⁸, D. Ponomarenko ⁶⁹, L. Pontecorvo ³⁷,
 S. Popa ^{28a}, G.A. Popeneciu ^{28d}, A. Poreba ³⁷, D.M. Portillo Quintero ^{160a}, S. Pospisil ¹³⁵,
 M.A. Postill ¹⁴³, P. Postolache ^{28c}, K. Potamianos ¹⁷², P.A. Potepa ^{87a}, I.N. Potrap ⁴⁰,
 C.J. Potter ³³, H. Potti ¹⁵¹, J. Poveda ¹⁶⁸, M.E. Pozo Astigarraga ³⁷, A. Prades Ibanez ^{77a,77b},
 J. Pretel ¹⁷⁰, D. Price ¹⁰³, M. Primavera ^{71a}, L. Primomo ^{70a,70c}, M.A. Principe Martin ¹⁰¹,

R. Privara ¹²⁵, T. Procter ⁶⁰, M.L. Proffitt ¹⁴², N. Proklova ¹³¹, K. Prokofiev ^{65c}, G. Proto ¹¹²,
 J. Proudfoot ⁶, M. Przybycien ^{37a}, W.W. Przygoda ^{87b}, A. Psallidas ⁴⁷, J.E. Puddefoot ¹⁴³,
 D. Pudzha ⁵⁵, D. Pyatiiizbyantseva ¹¹⁶, J. Qian ¹⁰⁸, R. Qian ¹⁰⁹, D. Qichen ¹⁰³, Y. Qin ¹³,
 T. Qiu ⁵³, A. Quadt ⁵⁶, M. Queitsch-Maitland ¹⁰³, G. Quetant ⁵⁷, R.P. Quinn ¹⁶⁹,
 G. Rabanal Bolanos ⁶², D. Rafanoharana ⁵⁵, F. Raffaeli ^{77a,77b}, F. Ragusa ^{72a,72b}, J.L. Rainbolt ⁴¹,
 J.A. Raine ⁵⁷, S. Rajagopalan ³⁰, E. Ramakoti ³⁹, L. Rambelli ^{58b,58a}, I.A. Ramirez-Berend ³⁵,
 K. Ran ^{49,114c}, D.S. Rankin ¹³¹, N.P. Rapheeha ^{34g}, H. Rasheed ^{28b}, V. Raskina ¹³⁰,
 D.F. Rassloff ^{64a}, A. Rastogi ^{18a}, S. Rave ¹⁰², S. Ravera ^{58b,58a}, B. Ravina ³⁷, I. Ravinovich ¹⁷⁴,
 M. Raymond ³⁷, A.L. Read ¹²⁸, N.P. Readioff ¹⁴³, D.M. Rebuzzi ^{74a,74b}, A.S. Reed ¹¹²,
 K. Reeves ²⁷, J.A. Reidelsturz ¹⁷⁶, D. Reikher ¹²⁶, A. Rej ⁵⁰, C. Rembser ³⁷, H. Ren ^{63a},
 M. Renda ^{28b}, F. Renner ⁴⁹, A.G. Rennie ¹⁶³, A.L. Rescia ⁴⁹, S. Resconi ^{72a},
 M. Ressegotti ^{58b,58a}, S. Rettie ³⁷, W.F. Rettie ³⁵, J.G. Reyes Rivera ¹⁰⁹, E. Reynolds ^{18a},
 O.L. Rezanova ⁴⁰, P. Reznicek ¹³⁶, H. Riani ^{36d}, N. Ribaric ⁵², E. Ricci ^{79a,79b}, R. Richter ¹¹²,
 S. Richter ^{48a,48b}, E. Richter-Was ^{87b}, M. Ridel ¹³⁰, S. Ridouani ^{36d}, P. Rieck ¹²⁰, P. Riedler ³⁷,
 E.M. Riefel ^{48a,48b}, J.O. Rieger ¹¹⁷, M. Rijssenbeek ¹⁴⁹, M. Rimoldi ³⁷, L. Rinaldi ^{24b,24a},
 P. Rincke ^{56,166}, G. Ripellino ¹⁶⁶, I. Riu ¹³, J.C. Rivera Vergara ¹⁷⁰, F. Rizatdinova ¹²⁴,
 E. Rizvi ⁹⁶, B.R. Roberts ^{18a}, S.S. Roberts ¹³⁹, D. Robinson ³³, M. Robles Manzano ¹⁰²,
 A. Robson ⁶⁰, A. Rocchi ^{77a,77b}, C. Roda ^{75a,75b}, S. Rodriguez Bosca ³⁷, Y. Rodriguez Garcia ^{23a},
 A.M. Rodríguez Vera ¹¹⁸, S. Roe ³⁷, J.T. Roemer ³⁷, O. Røhne ¹²⁸, C.P.A. Roland ¹³⁰, J. Roloff ³⁰,
 A. Romaniouk ⁸⁰, E. Romano ^{74a,74b}, M. Romano ^{24b}, A.C. Romero Hernandez ¹⁶⁷,
 N. Rompotis ⁹⁴, L. Roos ¹³⁰, S. Rosati ^{76a}, B.J. Rosser ⁴¹, E. Rossi ¹²⁹, E. Rossi ^{73a,73b},
 L.P. Rossi ⁶², L. Rossini ⁵⁵, R. Rosten ¹²², M. Rotaru ^{28b}, B. Rottler ⁵⁵, D. Rousseau ⁶⁷,
 D. Rousso ⁴⁹, S. Roy-Garand ¹⁵⁹, A. Rozanov ¹⁰⁴, Z.M.A. Rozario ⁶⁰, Y. Rozen ¹⁵⁴,
 A. Rubio Jimenez ¹⁶⁸, V.H. Ruelas Rivera ¹⁹, T.A. Ruggeri ¹, A. Ruggiero ¹²⁹,
 A. Ruiz-Martinez ¹⁶⁸, A. Rummler ³⁷, Z. Rurikova ⁵⁵, N.A. Rusakovich ⁴⁰, H.L. Russell ¹⁷⁰,
 G. Russo ^{76a,76b}, J.P. Rutherford ⁷, S. Rutherford Colmenares ³³, M. Rybar ¹³⁶, E.B. Rye ¹²⁸,
 A. Ryzhov ⁴⁶, J.A. Sabater Iglesias ⁵⁷, H.F.W. Sadrozinski ¹³⁹, F. Safai Tehrani ^{76a}, S. Saha ¹,
 M. Sahinsoy ⁸³, A. Saibel ¹⁶⁸, B.T. Saifuddin ¹²³, M. Saimpert ¹³⁸, M. Saito ¹⁵⁷, T. Saito ¹⁵⁷,
 A. Sala ^{72a,72b}, D. Salamani ³⁷, A. Salnikov ¹⁴⁷, J. Salt ¹⁶⁸, A. Salvador Salas ¹⁵⁵,
 D. Salvatore ^{45b,45a}, F. Salvatore ¹⁵⁰, A. Salzburger ³⁷, D. Sammel ⁵⁵, E. Sampson ⁹³,
 D. Sampsonidis ^{156,e}, D. Sampsonidou ¹²⁶, J. Sánchez ¹⁶⁸, V. Sanchez Sebastian ¹⁶⁸,
 H. Sandaker ¹²⁸, C.O. Sander ⁴⁹, J.A. Sandesara ¹⁰⁵, M. Sandhoff ¹⁷⁶, C. Sandoval ^{23b},
 L. Sanfilippo ^{64a}, D.P.C. Sankey ¹³⁷, T. Sano ⁸⁹, A. Sansoni ⁵⁴, L. Santi ³⁷, C. Santoni ⁴²,
 H. Santos ^{133a,133b}, A. Santra ¹⁷⁴, E. Sanzani ^{24b,24a}, K.A. Saoucha ¹⁶⁵, J.G. Saraiva ^{133a,133d},
 J. Sardain ⁷, O. Sasaki ⁸⁵, K. Sato ¹⁶¹, C. Sauer ³⁷, E. Sauvan ⁴, P. Savard ^{159,ah}, R. Sawada ¹⁵⁷,
 C. Sawyer ¹³⁷, L. Sawyer ⁹⁹, C. Sbarra ^{24b}, A. Sbrizzi ^{24b,24a}, T. Scanlon ⁹⁸,
 J. Schaarschmidt ¹⁴², U. Schäfer ¹⁰², A.C. Schaffer ^{67,46}, D. Schaile ¹¹¹, R.D. Schamberger ¹⁴⁹,
 C. Scharf ¹⁹, M.M. Schefer ²⁰, V.A. Schegelsky ³⁹, D. Scheirich ¹³⁶, M. Schernau ^{140e},
 C. Scheulen ⁵⁷, C. Schiavi ^{58b,58a}, M. Schioppa ^{45b,45a}, B. Schlag ¹⁴⁷, S. Schlenker ³⁷,
 J. Schmeing ¹⁷⁶, M.A. Schmidt ¹⁷⁶, K. Schmieden ¹⁰², C. Schmitt ¹⁰², N. Schmitt ¹⁰²,
 S. Schmitt ⁴⁹, L. Schoeffel ¹³⁸, A. Schoening ^{64b}, P.G. Scholer ³⁵, E. Schopf ¹⁴⁵, M. Schott ²⁵,
 S. Schramm ⁵⁷, T. Schroer ⁵⁷, H-C. Schultz-Coulon ^{64a}, M. Schumacher ⁵⁵, B.A. Schumm ¹³⁹,
 Ph. Schune ¹³⁸, H.R. Schwartz ¹³⁹, A. Schwartzman ¹⁴⁷, T.A. Schwarz ¹⁰⁸, Ph. Schwemling ¹³⁸,
 R. Schwienhorst ¹⁰⁹, F.G. Sciacca ²⁰, A. Sciandra ³⁰, G. Sciolla ²⁷, F. Scuri ^{75a},
 C.D. Sebastiani ³⁷, K. Sedlaczek ¹¹⁸, S.C. Seidel ¹¹⁵, A. Seiden ¹³⁹, B.D. Seidlitz ⁴³,
 C. Seitz ⁴⁹, J.M. Seixas ^{84b}, G. Sekhniaidze ^{73a}, L. Selem ⁶¹, N. Semprini-Cesari ^{24b,24a},
 A. Semushin ^{178,39}, D. Sengupta ⁵⁷, V. Senthilkumar ¹⁶⁸, L. Serin ⁶⁷, M. Sessa ^{77a,77b},

H. Severini [id](#)¹²³, F. Sforza [id](#)^{58b,58a}, A. Sfyra [id](#)⁵⁷, Q. Sha [id](#)¹⁴, E. Shabalina [id](#)⁵⁶, H. Shaddix [id](#)¹¹⁸,
 A.H. Shah [id](#)³³, R. Shaheen [id](#)¹⁴⁸, J.D. Shahinian [id](#)¹³¹, D. Shaked Renous [id](#)¹⁷⁴, M. Shamim [id](#)³⁷,
 L.Y. Shan [id](#)¹⁴, M. Shapiro [id](#)^{18a}, A. Sharma [id](#)³⁷, A.S. Sharma [id](#)¹⁶⁹, P. Sharma [id](#)³⁰, P.B. Shatalov [id](#)³⁹,
 K. Shaw [id](#)¹⁵⁰, S.M. Shaw [id](#)¹⁰³, Q. Shen [id](#)^{63c}, D.J. Sheppard [id](#)¹⁴⁶, P. Sherwood [id](#)⁹⁸, L. Shi [id](#)⁹⁸,
 X. Shi [id](#)¹⁴, S. Shimizu [id](#)⁸⁵, C.O. Shimmin [id](#)¹⁷⁷, I.P.J. Shipsey [id](#)^{129,*}, S. Shirabe [id](#)⁹⁰,
 M. Shiyakova [id](#)^{40,aa}, M.J. Shochet [id](#)⁴¹, D.R. Shope [id](#)¹²⁸, B. Shrestha [id](#)¹²³, S. Shrestha [id](#)^{122,al},
 I. Shreyber [id](#)³⁹, M.J. Shroff [id](#)¹⁷⁰, P. Sicho [id](#)¹³⁴, A.M. Sickles [id](#)¹⁶⁷, E. Sideras Haddad [id](#)^{34g,164},
 A.C. Sidley [id](#)¹¹⁷, A. Sidoti [id](#)^{24b}, F. Siegert [id](#)⁵¹, Dj. Sijacki [id](#)¹⁶, F. Sili [id](#)⁹², J.M. Silva [id](#)⁵³,
 I. Silva Ferreira [id](#)^{84b}, M.V. Silva Oliveira [id](#)³⁰, S.B. Silverstein [id](#)^{48a}, S. Simion [id](#)⁶⁷, R. Simoniello [id](#)³⁷,
 E.L. Simpson [id](#)¹⁰³, H. Simpson [id](#)¹⁵⁰, L.R. Simpson [id](#)¹⁰⁸, S. Simsek [id](#)⁸³, S. Sindhu [id](#)⁵⁶, P. Sinervo [id](#)¹⁵⁹,
 S.N. Singh [id](#)²⁷, S. Singh [id](#)³⁰, S. Sinha [id](#)⁴⁹, S. Sinha [id](#)¹⁰³, M. Sioli [id](#)^{24b,24a}, K. Sioulas [id](#)⁹, I. Siral [id](#)³⁷,
 E. Sitnikova [id](#)⁴⁹, J. Sjölin [id](#)^{48a,48b}, A. Skaf [id](#)⁵⁶, E. Skorda [id](#)²¹, P. Skubic [id](#)¹²³, M. Slawinska [id](#)⁸⁸,
 I. Slazyk [id](#)¹⁷, V. Smakhtin [id](#)¹⁷⁴, B.H. Smart [id](#)¹³⁷, S.Yu. Smirnov [id](#)^{140b}, Y. Smirnov [id](#)³⁹,
 L.N. Smirnova [id](#)^{39,a}, O. Smirnova [id](#)¹⁰⁰, A.C. Smith [id](#)⁴³, D.R. Smith [id](#)¹⁶³, E.A. Smith [id](#)⁴¹, J.L. Smith [id](#)¹⁰³,
 M.B. Smith [id](#)³⁵, R. Smith [id](#)¹⁴⁷, H. Smitmanns [id](#)¹⁰², M. Smizanska [id](#)⁹³, K. Smolek [id](#)¹³⁵,
 A.A. Snesarev [id](#)⁴⁰, H.L. Snoek [id](#)¹¹⁷, S. Snyder [id](#)³⁰, R. Sobie [id](#)^{170,ac}, A. Soffer [id](#)¹⁵⁵,
 C.A. Solans Sanchez [id](#)³⁷, E.Yu. Soldatov [id](#)³⁹, U. Soldevila [id](#)¹⁶⁸, A.A. Solodkov [id](#)^{34g}, S. Solomon [id](#)²⁷,
 A. Soloshenko [id](#)⁴⁰, K. Solovieva [id](#)⁵⁵, O.V. Solovyanov [id](#)⁴², P. Sommer [id](#)⁵¹, A. Sonay [id](#)¹³,
 W.Y. Song [id](#)^{160b}, A. Sopczak [id](#)¹³⁵, A.L. Sopio [id](#)⁵³, F. Sopkova [id](#)^{29b}, J.D. Sorenson [id](#)¹¹⁵,
 I.R. Sotarriva Alvarez [id](#)¹⁴¹, V. Sothilingam [id](#)^{64a}, O.J. Soto Sandoval [id](#)^{140c,140b}, S. Sottocornola [id](#)⁶⁹,
 R. Soualah [id](#)¹⁶⁵, Z. Soumami [id](#)^{36e}, D. South [id](#)⁴⁹, N. Soybelman [id](#)¹⁷⁴, S. Spagnolo [id](#)^{71a,71b},
 M. Spalla [id](#)¹¹², D. Sperlich [id](#)⁵⁵, B. Spisso [id](#)^{73a,73b}, D.P. Spiteri [id](#)⁶⁰, M. Spousta [id](#)¹³⁶, E.J. Staats [id](#)³⁵,
 R. Stamen [id](#)^{64a}, E. Stanecka [id](#)⁸⁸, W. Stanek-Maslouska [id](#)⁴⁹, M.V. Stange [id](#)⁵¹, B. Stanislaus [id](#)^{18a},
 M.M. Stanitzki [id](#)⁴⁹, B. Stapf [id](#)⁴⁹, E.A. Starchenko [id](#)³⁹, G.H. Stark [id](#)¹³⁹, J. Stark [id](#)⁹¹, P. Staroba [id](#)¹³⁴,
 P. Starovoitov [id](#)¹⁶⁵, R. Staszewski [id](#)⁸⁸, G. Stavropoulos [id](#)⁴⁷, A. Steff [id](#)³⁷, P. Steinberg [id](#)³⁰,
 B. Stelzer [id](#)^{146,160a}, H.J. Stelzer [id](#)¹³², O. Stelzer-Chilton [id](#)^{160a}, H. Stenzel [id](#)⁵⁹, T.J. Stevenson [id](#)¹⁵⁰,
 G.A. Stewart [id](#)³⁷, J.R. Stewart [id](#)¹²⁴, M.C. Stockton [id](#)³⁷, G. Stoicea [id](#)^{28b}, M. Stolarski [id](#)^{133a},
 S. Stonjek [id](#)¹¹², A. Straessner [id](#)⁵¹, J. Strandberg [id](#)¹⁴⁸, S. Strandberg [id](#)^{48a,48b}, M. Stratmann [id](#)¹⁷⁶,
 M. Strauss [id](#)¹²³, T. Streblor [id](#)¹⁰⁴, P. Strizenec [id](#)^{29b}, R. Ströhmer [id](#)¹⁷¹, D.M. Strom [id](#)¹²⁶,
 R. Stroynowski [id](#)⁴⁶, A. Strubig [id](#)^{48a,48b}, S.A. Stucci [id](#)³⁰, B. Stugu [id](#)¹⁷, J. Stupak [id](#)¹²³, N.A. Styles [id](#)⁴⁹,
 D. Su [id](#)¹⁴⁷, S. Su [id](#)^{63a}, W. Su [id](#)^{63d}, X. Su [id](#)^{63a}, D. Suchy [id](#)^{29a}, K. Sugizaki [id](#)¹³¹, V.V. Sulin [id](#)³⁹,
 M.J. Sullivan [id](#)⁹⁴, D.M.S. Sultan [id](#)¹²⁹, L. Sultanaliyeva [id](#)³⁹, S. Sultansoy [id](#)^{3b}, S. Sun [id](#)¹⁷⁵, W. Sun [id](#)¹⁴,
 O. Sunneborn Gudnadottir [id](#)¹⁶⁶, N. Sur [id](#)¹⁰⁴, M.R. Sutton [id](#)¹⁵⁰, H. Suzuki [id](#)¹⁶¹, M. Svatos [id](#)¹³⁴,
 M. Swiatlowski [id](#)^{160a}, T. Swirski [id](#)¹⁷¹, I. Sykora [id](#)^{29a}, M. Sykora [id](#)¹³⁶, T. Sykora [id](#)¹³⁶, D. Ta [id](#)¹⁰²,
 K. Tackmann [id](#)^{49,z}, A. Taffard [id](#)¹⁶³, R. Tafirout [id](#)^{160a}, J.S. Tafuya Vargas [id](#)⁶⁷, Y. Takubo [id](#)⁸⁵,
 M. Talby [id](#)¹⁰⁴, A.A. Talyshv [id](#)³⁹, K.C. Tam [id](#)^{65b}, N.M. Tamir [id](#)¹⁵⁵, A. Tanaka [id](#)¹⁵⁷, J. Tanaka [id](#)¹⁵⁷,
 R. Tanaka [id](#)⁶⁷, M. Tanasini [id](#)¹⁴⁹, Z. Tao [id](#)¹⁶⁹, S. Tapia Araya [id](#)^{140f}, S. Tapprogge [id](#)¹⁰²,
 A. Tarek Abouelfadl Mohamed [id](#)¹⁰⁹, S. Tarem [id](#)¹⁵⁴, K. Tariq [id](#)¹⁴, G. Tarna [id](#)^{28b}, G.F. Tartarelli [id](#)^{72a},
 M.J. Tartarin [id](#)⁹¹, P. Tas [id](#)¹³⁶, M. Tasevsky [id](#)¹³⁴, E. Tassi [id](#)^{45b,45a}, A.C. Tate [id](#)¹⁶⁷, G. Tateno [id](#)¹⁵⁷,
 Y. Tayalati [id](#)^{36e,ab}, G.N. Taylor [id](#)¹⁰⁷, W. Taylor [id](#)^{160b}, P. Teixeira-Dias [id](#)⁹⁷, J.J. Teoh [id](#)¹⁵⁹,
 K. Terashi [id](#)¹⁵⁷, J. Terron [id](#)¹⁰¹, S. Terzo [id](#)¹³, M. Testa [id](#)⁵⁴, R.J. Teuscher [id](#)^{159,ac}, A. Thaler [id](#)⁸⁰,
 O. Theiner [id](#)⁵⁷, T. Thevenaux-Pelzer [id](#)¹⁰⁴, O. Thielmann [id](#)¹⁷⁶, D.W. Thomas [id](#)⁹⁷, J.P. Thomas [id](#)²¹,
 E.A. Thompson [id](#)^{18a}, P.D. Thompson [id](#)²¹, E. Thomson [id](#)¹³¹, R.E. Thornberry [id](#)⁴⁶, C. Tian [id](#)^{63a},
 Y. Tian [id](#)⁵⁷, V. Tikhomirov [id](#)^{39,a}, Yu.A. Tikhonov [id](#)³⁹, S. Timoshenko [id](#)³⁹, D. Timoshyn [id](#)¹³⁶,
 E.X.L. Ting [id](#)¹, P. Tipton [id](#)¹⁷⁷, A. Tishelman-Charny [id](#)³⁰, S.H. Tlou [id](#)^{34g}, K. Todome [id](#)¹⁴¹,
 S. Todorova-Nova [id](#)¹³⁶, S. Todt [id](#)⁵¹, L. Toffolin [id](#)^{70a,70c}, M. Togawa [id](#)⁸⁵, J. Tojo [id](#)⁹⁰, S. Tokár [id](#)^{29a},
 O. Toldaiev [id](#)⁶⁹, G. Tolkachev [id](#)¹⁰⁴, M. Tomoto [id](#)^{85,113}, L. Tompkins [id](#)^{147,p}, E. Torrence [id](#)¹²⁶,

H. Torres [id⁹¹](#), E. Torró Pastor [id¹⁶⁸](#), M. Toscani [id³¹](#), C. Tosciri [id⁴¹](#), M. Tost [id¹¹](#), D.R. Tovey [id¹⁴³](#),
 T. Trefzger [id¹⁷¹](#), A. Tricoli [id³⁰](#), I.M. Trigger [id^{160a}](#), S. Trincaz-Duvoid [id¹³⁰](#), D.A. Trischuk [id²⁷](#),
 A. Tropina [id⁴⁰](#), L. Truong [id^{34c}](#), M. Trzebinski [id⁸⁸](#), A. Trzupiek [id⁸⁸](#), F. Tsai [id¹⁴⁹](#), M. Tsai [id¹⁰⁸](#),
 A. Tsiamis [id¹⁵⁶](#), P.V. Tsiareshka [id⁴⁰](#), S. Tsigaridas [id^{160a}](#), A. Tsirigotis [id^{156,v}](#), V. Tsiskaridze [id¹⁵⁹](#),
 E.G. Tskhadadze [id^{153a}](#), M. Tsopoulou [id¹⁵⁶](#), Y. Tsujikawa [id⁸⁹](#), I.I. Tsukerman [id³⁹](#), V. Tsulaia [id^{18a}](#),
 S. Tsuno [id⁸⁵](#), K. Tsuru [id¹²¹](#), D. Tsybychev [id¹⁴⁹](#), Y. Tu [id^{65b}](#), A. Tudorache [id^{28b}](#), V. Tudorache [id^{28b}](#),
 S. Turchikhin [id^{58b,58a}](#), I. Turk Cakir [id^{3a}](#), R. Turra [id^{72a}](#), T. Turtuvshin [id⁴⁰](#), P.M. Tuts [id⁴³](#),
 S. Tzamarias [id^{156,e}](#), E. Tzovara [id¹⁰²](#), F. Ukegawa [id¹⁶¹](#), P.A. Ulloa Poblete [id^{140c,140b}](#), E.N. Umaka [id³⁰](#),
 G. Unal [id³⁷](#), A. Undrus [id³⁰](#), G. Unel [id¹⁶³](#), J. Urban [id^{29b}](#), P. Urrejola [id^{140a}](#), G. Usai [id⁸](#),
 R. Ushioda [id¹⁵⁸](#), M. Usman [id¹¹⁰](#), F. Ustuner [id⁵³](#), Z. Uysal [id⁸³](#), V. Vacek [id¹³⁵](#), B. Vachon [id¹⁰⁶](#),
 T. Vafeiadis [id³⁷](#), A. Vaitkus [id⁹⁸](#), C. Valderanis [id¹¹¹](#), E. Valdes Santurio [id^{48a,48b}](#), M. Valente [id^{160a}](#),
 S. Valentinetti [id^{24b,24a}](#), A. Valero [id¹⁶⁸](#), E. Valiente Moreno [id¹⁶⁸](#), A. Vallier [id⁹¹](#), J.A. Valls Ferrer [id¹⁶⁸](#),
 D.R. Van Arneeman [id¹¹⁷](#), T.R. Van Daalen [id¹⁴²](#), A. Van Der Graaf [id⁵⁰](#), P. Van Gemmeren [id⁶](#),
 M. Van Rijnbach [id³⁷](#), S. Van Stroud [id⁹⁸](#), I. Van Vulpen [id¹¹⁷](#), P. Vana [id¹³⁶](#), M. Vanadia [id^{77a,77b}](#),
 U.M. Vande Voorde [id¹⁴⁸](#), W. Vandelli [id³⁷](#), E.R. Vandewall [id¹²⁴](#), D. Vannicola [id¹⁵⁵](#), L. Vannoli [id⁵⁴](#),
 R. Vari [id^{76a}](#), E.W. Varnes [id⁷](#), C. Varni [id^{18b}](#), D. Varouchas [id⁶⁷](#), L. Varriale [id¹⁶⁸](#), K.E. Varvell [id¹⁵¹](#),
 M.E. Vasile [id^{28b}](#), L. Vaslin [id⁸⁵](#), A. Vasyukov [id⁴⁰](#), L.M. Vaughan [id¹²⁴](#), R. Vavricka [id¹³⁶](#),
 T. Vazquez Schroeder [id¹³](#), J. Veatch [id³²](#), V. Vecchio [id¹⁰³](#), M.J. Veen [id¹⁰⁵](#), I. Veliscek [id³⁰](#),
 L.M. Veloce [id¹⁵⁹](#), F. Veloso [id^{133a,133c}](#), S. Veneziano [id^{76a}](#), A. Ventura [id^{71a,71b}](#),
 S. Ventura Gonzalez [id¹³⁸](#), A. Verbitskyi [id¹¹²](#), M. Verducci [id^{75a,75b}](#), C. Vergis [id⁹⁶](#),
 M. Verissimo De Araujo [id^{84b}](#), W. Verkerke [id¹¹⁷](#), J.C. Vermeulen [id¹¹⁷](#), C. Vernieri [id¹⁴⁷](#),
 M. Vessella [id¹⁶³](#), M.C. Vetterli [id^{146,ah}](#), A. Vgenopoulos [id¹⁰²](#), N. Viaux Maira [id^{140f}](#), T. Vickey [id¹⁴³](#),
 O.E. Vickey Boeriu [id¹⁴³](#), G.H.A. Viehhauser [id¹²⁹](#), L. Vigani [id^{64b}](#), M. Vigl [id¹¹²](#), M. Villa [id^{24b,24a}](#),
 M. Villaplana Perez [id¹⁶⁸](#), E.M. Villhauer [id⁵³](#), E. Vilucchi [id⁵⁴](#), M.G. Vinciter [id³⁵](#), A. Visibile [id¹¹⁷](#),
 C. Vittori [id³⁷](#), I. Vivarelli [id^{24b,24a}](#), E. Voevodina [id¹¹²](#), F. Vogel [id¹¹¹](#), J.C. Voigt [id⁵¹](#), P. Vokac [id¹³⁵](#),
 Yu. Volkotrub [id^{87b}](#), E. Von Toerne [id²⁵](#), B. Vormwald [id³⁷](#), K. Vorobev [id³⁹](#), M. Vos [id¹⁶⁸](#), K. Voss [id¹⁴⁵](#),
 M. Vozak [id³⁷](#), L. Vozdecky [id¹²³](#), N. Vranjes [id¹⁶](#), M. Vranjes Milosavljevic [id¹⁶](#), M. Vreeswijk [id¹¹⁷](#),
 N.K. Vu [id^{63d,63c}](#), R. Vuillermet [id³⁷](#), O. Vujanovic [id¹⁰²](#), I. Vukotic [id⁴¹](#), I.K. Vyas [id³⁵](#), S. Wada [id¹⁶¹](#),
 C. Wagner [id¹⁴⁷](#), J.M. Wagner [id^{18a}](#), W. Wagner [id¹⁷⁶](#), S. Wahdan [id¹⁷⁶](#), H. Wahlberg [id⁹²](#), C.H. Waits [id¹²³](#),
 J. Walder [id¹³⁷](#), R. Walker [id¹¹¹](#), W. Walkowiak [id¹⁴⁵](#), A. Wall [id¹³¹](#), E.J. Wallin [id¹⁰⁰](#), T. Wamorkar [id^{18a}](#),
 A.Z. Wang [id¹³⁹](#), C. Wang [id¹⁰²](#), C. Wang [id¹¹](#), H. Wang [id^{18a}](#), J. Wang [id^{65c}](#), P. Wang [id¹⁰³](#), P. Wang [id⁹⁸](#),
 R. Wang [id⁶²](#), R. Wang [id⁶](#), S.M. Wang [id¹⁵²](#), S. Wang [id¹⁴](#), T. Wang [id^{63a}](#), W.T. Wang [id⁸¹](#), W. Wang [id¹⁴](#),
 X. Wang [id¹⁶⁷](#), X. Wang [id^{63c}](#), Y. Wang [id^{114a}](#), Y. Wang [id^{63a}](#), Z. Wang [id¹⁰⁸](#), Z. Wang [id^{63d,52,63c}](#),
 Z. Wang [id¹⁰⁸](#), C. Wanotayaroj [id⁸⁵](#), A. Warburton [id¹⁰⁶](#), R.J. Ward [id²¹](#), A.L. Warnerbring [id¹⁴⁵](#),
 N. Warrack [id⁶⁰](#), S. Waterhouse [id⁹⁷](#), A.T. Watson [id²¹](#), H. Watson [id⁵³](#), M.F. Watson [id²¹](#), E. Watton [id⁶⁰](#),
 G. Watts [id¹⁴²](#), B.M. Waugh [id⁹⁸](#), J.M. Webb [id⁵⁵](#), C. Weber [id³⁰](#), H.A. Weber [id¹⁹](#), M.S. Weber [id²⁰](#),
 S.M. Weber [id^{64a}](#), C. Wei [id^{63a}](#), Y. Wei [id⁵⁵](#), A.R. Weidberg [id¹²⁹](#), E.J. Weik [id¹²⁰](#), J. Weingarten [id⁵⁰](#),
 C. Weiser [id⁵⁵](#), C.J. Wells [id⁴⁹](#), T. Wenaus [id³⁰](#), B. Wendland [id⁵⁰](#), T. Wengler [id³⁷](#), N.S. Wenke [id¹¹²](#),
 N. Wermes [id²⁵](#), M. Wessels [id^{64a}](#), A.M. Wharton [id⁹³](#), A.S. White [id⁶²](#), A. White [id⁸](#), M.J. White [id¹](#),
 D. Whiteson [id¹⁶³](#), L. Wickremasinghe [id¹²⁷](#), W. Wiedenmann [id¹⁷⁵](#), M. Wielers [id¹³⁷](#),
 C. Wiglesworth [id⁴⁴](#), D.J. Wilbern [id¹²³](#), H.G. Wilkens [id³⁷](#), J.J.H. Wilkinson [id³³](#), D.M. Williams [id⁴³](#),
 H.H. Williams [id¹³¹](#), S. Williams [id³³](#), S. Willocq [id¹⁰⁵](#), B.J. Wilson [id¹⁰³](#), D.J. Wilson [id¹⁰³](#),
 P.J. Windischhofer [id⁴¹](#), F.I. Winkel [id³¹](#), F. Winklmeier [id¹²⁶](#), B.T. Winter [id⁵⁵](#), M. Wittgen [id¹⁴⁷](#),
 M. Wobisch [id⁹⁹](#), T. Wojtkowski [id⁶¹](#), Z. Wolffs [id¹¹⁷](#), J. Wollrath [id³⁷](#), M.W. Wolter [id⁸⁸](#), H. Wolters [id^{133a,133c}](#),
 M.C. Wong [id¹³⁹](#), E.L. Woodward [id⁴³](#), S.D. Worm [id⁴⁹](#), B.K. Wosiek [id⁸⁸](#), K.W. Woźniak [id⁸⁸](#),
 S. Wozniowski [id⁵⁶](#), K. Wraight [id⁶⁰](#), C. Wu [id²¹](#), M. Wu [id^{114b}](#), M. Wu [id¹¹⁶](#), S.L. Wu [id¹⁷⁵](#), X. Wu [id⁵⁷](#),
 X. Wu [id^{63a}](#), Y. Wu [id^{63a}](#), Z. Wu [id⁴](#), J. Wuerzinger [id^{112,af}](#), T.R. Wyatt [id¹⁰³](#), B.M. Wynne [id⁵³](#),

S. Xella ¹⁴, L. Xia ^{114a}, M. Xia ¹⁵, M. Xie ^{63a}, A. Xiong ¹²⁶, J. Xiong ^{18a}, D. Xu ¹⁴, H. Xu ^{63a}, L. Xu ^{63a}, R. Xu ¹³¹, T. Xu ¹⁰⁸, Y. Xu ¹⁴², Z. Xu ⁵³, Z. Xu ^{114a}, B. Yabsley ¹⁵¹, S. Yacoob ^{34a}, Y. Yamaguchi ⁸⁵, E. Yamashita ¹⁵⁷, H. Yamauchi ¹⁶¹, T. Yamazaki ^{18a}, Y. Yamazaki ⁸⁶, S. Yan ⁶⁰, Z. Yan ¹⁰⁵, H.J. Yang ^{63c,63d}, H.T. Yang ^{63a}, S. Yang ^{63a}, T. Yang ^{65c}, X. Yang ³⁷, X. Yang ¹⁴, Y. Yang ⁴⁶, Y. Yang ^{63a}, W-M. Yao ^{18a}, H. Ye ⁵⁶, J. Ye ¹⁴, S. Ye ³⁰, X. Ye ^{63a}, Y. Yeh ⁹⁸, I. Yeletsikh ⁴⁰, B. Yeo ^{18b}, M.R. Yexley ⁹⁸, T.P. Yildirim ¹²⁹, P. Yin ⁴³, K. Yorita ¹⁷³, S. Younas ^{28b}, C.J.S. Young ³⁷, C. Young ¹⁴⁷, N.D. Young ¹²⁶, Y. Yu ^{63a}, J. Yuan ^{14,114c}, M. Yuan ¹⁰⁸, R. Yuan ^{63d,63c}, L. Yue ⁹⁸, M. Zaazoua ^{63a}, B. Zabinski ⁸⁸, I. Zahir ^{36a}, Z.K. Zak ⁸⁸, T. Zakareishvili ¹⁶⁸, S. Zambito ⁵⁷, J.A. Zamora Saa ^{140d,140b}, J. Zang ¹⁵⁷, D. Zanzi ⁵⁵, R. Zanzottera ^{72a,72b}, O. Zaplatilek ¹³⁵, C. Zeitnitz ¹⁷⁶, H. Zeng ¹⁴, J.C. Zeng ¹⁶⁷, D.T. Zenger Jr ²⁷, O. Zenin ³⁹, T. Ženiš ^{29a}, S. Zenz ⁹⁶, S. Zerradi ^{36a}, D. Zerwas ⁶⁷, M. Zhai ^{14,114c}, D.F. Zhang ¹⁴³, J. Zhang ^{63b}, J. Zhang ⁶, K. Zhang ^{14,114c}, L. Zhang ^{63a}, L. Zhang ^{114a}, P. Zhang ^{14,114c}, R. Zhang ¹⁷⁵, S. Zhang ⁹¹, T. Zhang ¹⁵⁷, X. Zhang ^{63c}, Y. Zhang ¹⁴², Y. Zhang ⁹⁸, Y. Zhang ^{63a}, Y. Zhang ^{114a}, Z. Zhang ^{18a}, Z. Zhang ^{63b}, Z. Zhang ⁶⁷, H. Zhao ¹⁴², T. Zhao ^{63b}, Y. Zhao ³⁵, Z. Zhao ^{63a}, Z. Zhao ^{63a}, A. Zhemchugov ⁴⁰, J. Zheng ^{114a}, K. Zheng ¹⁶⁷, X. Zheng ^{63a}, Z. Zheng ¹⁴⁷, D. Zhong ¹⁶⁷, B. Zhou ¹⁰⁸, H. Zhou ⁷, N. Zhou ^{63c}, Y. Zhou ¹⁵, Y. Zhou ^{114a}, Y. Zhou ⁷, C.G. Zhu ^{63b}, J. Zhu ¹⁰⁸, X. Zhu ^{63d}, Y. Zhu ^{63c}, Y. Zhu ^{63a}, X. Zhuang ¹⁴, K. Zhukov ⁶⁹, N.I. Zimine ⁴⁰, J. Zinsser ^{64b}, M. Ziolkowski ¹⁴⁵, L. Živković ¹⁶, A. Zoccoli ^{24b,24a}, K. Zoch ⁶², T.G. Zorbas ¹⁴³, O. Zormpa ⁴⁷, W. Zou ⁴³, L. Zwalinski ³⁷.

¹Department of Physics, University of Adelaide, Adelaide; Australia.

²Department of Physics, University of Alberta, Edmonton AB; Canada.

³(^a)Department of Physics, Ankara University, Ankara; (^b)Division of Physics, TOBB University of Economics and Technology, Ankara; Türkiye.

⁴LAPP, Université Savoie Mont Blanc, CNRS/IN2P3, Annecy; France.

⁵APC, Université Paris Cité, CNRS/IN2P3, Paris; France.

⁶High Energy Physics Division, Argonne National Laboratory, Argonne IL; United States of America.

⁷Department of Physics, University of Arizona, Tucson AZ; United States of America.

⁸Department of Physics, University of Texas at Arlington, Arlington TX; United States of America.

⁹Physics Department, National and Kapodistrian University of Athens, Athens; Greece.

¹⁰Physics Department, National Technical University of Athens, Zografou; Greece.

¹¹Department of Physics, University of Texas at Austin, Austin TX; United States of America.

¹²Institute of Physics, Azerbaijan Academy of Sciences, Baku; Azerbaijan.

¹³Institut de Física d'Altes Energies (IFAE), Barcelona Institute of Science and Technology, Barcelona; Spain.

¹⁴Institute of High Energy Physics, Chinese Academy of Sciences, Beijing; China.

¹⁵Physics Department, Tsinghua University, Beijing; China.

¹⁶Institute of Physics, University of Belgrade, Belgrade; Serbia.

¹⁷Department for Physics and Technology, University of Bergen, Bergen; Norway.

¹⁸(^a)Physics Division, Lawrence Berkeley National Laboratory, Berkeley CA; (^b)University of California, Berkeley CA; United States of America.

¹⁹Institut für Physik, Humboldt Universität zu Berlin, Berlin; Germany.

²⁰Albert Einstein Center for Fundamental Physics and Laboratory for High Energy Physics, University of Bern, Bern; Switzerland.

²¹School of Physics and Astronomy, University of Birmingham, Birmingham; United Kingdom.

²²(^a)Department of Physics, Bogazici University, Istanbul; (^b)Department of Physics Engineering,

- Gaziantep University, Gaziantep;^(c)Department of Physics, Istanbul University, Istanbul; Türkiye.
- ^{23(a)}Facultad de Ciencias y Centro de Investigaciones, Universidad Antonio Nariño, Bogotá;^(b)Departamento de Física, Universidad Nacional de Colombia, Bogotá; Colombia.
- ^{24(a)}Dipartimento di Fisica e Astronomia A. Righi, Università di Bologna, Bologna;^(b)INFN Sezione di Bologna; Italy.
- ²⁵Physikalisches Institut, Universität Bonn, Bonn; Germany.
- ²⁶Department of Physics, Boston University, Boston MA; United States of America.
- ²⁷Department of Physics, Brandeis University, Waltham MA; United States of America.
- ^{28(a)}Transilvania University of Brasov, Brasov;^(b)Horia Hulubei National Institute of Physics and Nuclear Engineering, Bucharest;^(c)Department of Physics, Alexandru Ioan Cuza University of Iasi, Iasi;^(d)National Institute for Research and Development of Isotopic and Molecular Technologies, Physics Department, Cluj-Napoca;^(e)National University of Science and Technology Politehnica, Bucharest;^(f)West University in Timisoara, Timisoara;^(g)Faculty of Physics, University of Bucharest, Bucharest; Romania.
- ^{29(a)}Faculty of Mathematics, Physics and Informatics, Comenius University, Bratislava;^(b)Department of Subnuclear Physics, Institute of Experimental Physics of the Slovak Academy of Sciences, Kosice; Slovak Republic.
- ³⁰Physics Department, Brookhaven National Laboratory, Upton NY; United States of America.
- ³¹Universidad de Buenos Aires, Facultad de Ciencias Exactas y Naturales, Departamento de Física, y CONICET, Instituto de Física de Buenos Aires (IFIBA), Buenos Aires; Argentina.
- ³²California State University, CA; United States of America.
- ³³Cavendish Laboratory, University of Cambridge, Cambridge; United Kingdom.
- ^{34(a)}Department of Physics, University of Cape Town, Cape Town;^(b)iThemba Labs, Western Cape;^(c)Department of Mechanical Engineering Science, University of Johannesburg, Johannesburg;^(d)National Institute of Physics, University of the Philippines Diliman (Philippines);^(e)University of South Africa, Department of Physics, Pretoria;^(f)University of Zululand, KwaDlangezwa;^(g)School of Physics, University of the Witwatersrand, Johannesburg; South Africa.
- ³⁵Department of Physics, Carleton University, Ottawa ON; Canada.
- ^{36(a)}Faculté des Sciences Ain Chock, Université Hassan II de Casablanca;^(b)Faculté des Sciences, Université Ibn-Tofail, Kénitra;^(c)Faculté des Sciences Semlalia, Université Cadi Ayyad, LPHEA-Marrakech;^(d)LPMR, Faculté des Sciences, Université Mohamed Premier, Oujda;^(e)Faculté des sciences, Université Mohammed V, Rabat;^(f)Institute of Applied Physics, Mohammed VI Polytechnic University, Ben Guerir; Morocco.
- ³⁷CERN, Geneva; Switzerland.
- ³⁸Affiliated with an institute formerly covered by a cooperation agreement with CERN.
- ³⁹Affiliated with an institute covered by a cooperation agreement with CERN.
- ⁴⁰Affiliated with an international laboratory covered by a cooperation agreement with CERN.
- ⁴¹Enrico Fermi Institute, University of Chicago, Chicago IL; United States of America.
- ⁴²LPC, Université Clermont Auvergne, CNRS/IN2P3, Clermont-Ferrand; France.
- ⁴³Nevis Laboratory, Columbia University, Irvington NY; United States of America.
- ⁴⁴Niels Bohr Institute, University of Copenhagen, Copenhagen; Denmark.
- ^{45(a)}Dipartimento di Fisica, Università della Calabria, Rende;^(b)INFN Gruppo Collegato di Cosenza, Laboratori Nazionali di Frascati; Italy.
- ⁴⁶Physics Department, Southern Methodist University, Dallas TX; United States of America.
- ⁴⁷National Centre for Scientific Research "Demokritos", Agia Paraskevi; Greece.
- ^{48(a)}Department of Physics, Stockholm University;^(b)Oskar Klein Centre, Stockholm; Sweden.
- ⁴⁹Deutsches Elektronen-Synchrotron DESY, Hamburg and Zeuthen; Germany.
- ⁵⁰Fakultät Physik, Technische Universität Dortmund, Dortmund; Germany.

- ⁵¹Institut für Kern- und Teilchenphysik, Technische Universität Dresden, Dresden; Germany.
- ⁵²Department of Physics, Duke University, Durham NC; United States of America.
- ⁵³SUPA - School of Physics and Astronomy, University of Edinburgh, Edinburgh; United Kingdom.
- ⁵⁴INFN e Laboratori Nazionali di Frascati, Frascati; Italy.
- ⁵⁵Physikalisches Institut, Albert-Ludwigs-Universität Freiburg, Freiburg; Germany.
- ⁵⁶II. Physikalisches Institut, Georg-August-Universität Göttingen, Göttingen; Germany.
- ⁵⁷Département de Physique Nucléaire et Corpusculaire, Université de Genève, Genève; Switzerland.
- ⁵⁸(^a) Dipartimento di Fisica, Università di Genova, Genova; (^b) INFN Sezione di Genova; Italy.
- ⁵⁹II. Physikalisches Institut, Justus-Liebig-Universität Giessen, Giessen; Germany.
- ⁶⁰SUPA - School of Physics and Astronomy, University of Glasgow, Glasgow; United Kingdom.
- ⁶¹LPSC, Université Grenoble Alpes, CNRS/IN2P3, Grenoble INP, Grenoble; France.
- ⁶²Laboratory for Particle Physics and Cosmology, Harvard University, Cambridge MA; United States of America.
- ⁶³(^a) Department of Modern Physics and State Key Laboratory of Particle Detection and Electronics, University of Science and Technology of China, Hefei; (^b) Institute of Frontier and Interdisciplinary Science and Key Laboratory of Particle Physics and Particle Irradiation (MOE), Shandong University, Qingdao; (^c) School of Physics and Astronomy, Shanghai Jiao Tong University, Key Laboratory for Particle Astrophysics and Cosmology (MOE), SKLPPC, Shanghai; (^d) Tsung-Dao Lee Institute, Shanghai; (^e) School of Physics, Zhengzhou University; China.
- ⁶⁴(^a) Kirchhoff-Institut für Physik, Ruprecht-Karls-Universität Heidelberg, Heidelberg; (^b) Physikalisches Institut, Ruprecht-Karls-Universität Heidelberg, Heidelberg; Germany.
- ⁶⁵(^a) Department of Physics, Chinese University of Hong Kong, Shatin, N.T., Hong Kong; (^b) Department of Physics, University of Hong Kong, Hong Kong; (^c) Department of Physics and Institute for Advanced Study, Hong Kong University of Science and Technology, Clear Water Bay, Kowloon, Hong Kong; China.
- ⁶⁶Department of Physics, National Tsing Hua University, Hsinchu; Taiwan.
- ⁶⁷IJCLab, Université Paris-Saclay, CNRS/IN2P3, 91405, Orsay; France.
- ⁶⁸Centro Nacional de Microelectrónica (IMB-CNM-CSIC), Barcelona; Spain.
- ⁶⁹Department of Physics, Indiana University, Bloomington IN; United States of America.
- ⁷⁰(^a) INFN Gruppo Collegato di Udine, Sezione di Trieste, Udine; (^b) ICTP, Trieste; (^c) Dipartimento Politecnico di Ingegneria e Architettura, Università di Udine, Udine; Italy.
- ⁷¹(^a) INFN Sezione di Lecce; (^b) Dipartimento di Matematica e Fisica, Università del Salento, Lecce; Italy.
- ⁷²(^a) INFN Sezione di Milano; (^b) Dipartimento di Fisica, Università di Milano, Milano; Italy.
- ⁷³(^a) INFN Sezione di Napoli; (^b) Dipartimento di Fisica, Università di Napoli, Napoli; Italy.
- ⁷⁴(^a) INFN Sezione di Pavia; (^b) Dipartimento di Fisica, Università di Pavia, Pavia; Italy.
- ⁷⁵(^a) INFN Sezione di Pisa; (^b) Dipartimento di Fisica E. Fermi, Università di Pisa, Pisa; Italy.
- ⁷⁶(^a) INFN Sezione di Roma; (^b) Dipartimento di Fisica, Sapienza Università di Roma, Roma; Italy.
- ⁷⁷(^a) INFN Sezione di Roma Tor Vergata; (^b) Dipartimento di Fisica, Università di Roma Tor Vergata, Roma; Italy.
- ⁷⁸(^a) INFN Sezione di Roma Tre; (^b) Dipartimento di Matematica e Fisica, Università Roma Tre, Roma; Italy.
- ⁷⁹(^a) INFN-TIFPA; (^b) Università degli Studi di Trento, Trento; Italy.
- ⁸⁰Universität Innsbruck, Department of Astro and Particle Physics, Innsbruck; Austria.
- ⁸¹University of Iowa, Iowa City IA; United States of America.
- ⁸²Department of Physics and Astronomy, Iowa State University, Ames IA; United States of America.
- ⁸³Istinye University, Sariyer, Istanbul; Türkiye.
- ⁸⁴(^a) Departamento de Engenharia Elétrica, Universidade Federal de Juiz de Fora (UFJF), Juiz de Fora; (^b) Universidade Federal do Rio De Janeiro COPPE/EE/IF, Rio de Janeiro; (^c) Instituto de Física,

Universidade de São Paulo, São Paulo;^(d)Rio de Janeiro State University, Rio de Janeiro;^(e)Federal University of Bahia, Bahia; Brazil.

⁸⁵KEK, High Energy Accelerator Research Organization, Tsukuba; Japan.

⁸⁶Graduate School of Science, Kobe University, Kobe; Japan.

⁸⁷(^a) AGH University of Krakow, Faculty of Physics and Applied Computer Science, Krakow;^(b)Marian Smoluchowski Institute of Physics, Jagiellonian University, Krakow; Poland.

⁸⁸Institute of Nuclear Physics Polish Academy of Sciences, Krakow; Poland.

⁸⁹Faculty of Science, Kyoto University, Kyoto; Japan.

⁹⁰Research Center for Advanced Particle Physics and Department of Physics, Kyushu University, Fukuoka ; Japan.

⁹¹L2IT, Université de Toulouse, CNRS/IN2P3, UPS, Toulouse; France.

⁹²Instituto de Física La Plata, Universidad Nacional de La Plata and CONICET, La Plata; Argentina.

⁹³Physics Department, Lancaster University, Lancaster; United Kingdom.

⁹⁴Oliver Lodge Laboratory, University of Liverpool, Liverpool; United Kingdom.

⁹⁵Department of Experimental Particle Physics, Jožef Stefan Institute and Department of Physics, University of Ljubljana, Ljubljana; Slovenia.

⁹⁶School of Physics and Astronomy, Queen Mary University of London, London; United Kingdom.

⁹⁷Department of Physics, Royal Holloway University of London, Egham; United Kingdom.

⁹⁸Department of Physics and Astronomy, University College London, London; United Kingdom.

⁹⁹Louisiana Tech University, Ruston LA; United States of America.

¹⁰⁰Fysiska institutionen, Lunds universitet, Lund; Sweden.

¹⁰¹Departamento de Física Teórica C-15 and CIAFF, Universidad Autónoma de Madrid, Madrid; Spain.

¹⁰²Institut für Physik, Universität Mainz, Mainz; Germany.

¹⁰³School of Physics and Astronomy, University of Manchester, Manchester; United Kingdom.

¹⁰⁴CPPM, Aix-Marseille Université, CNRS/IN2P3, Marseille; France.

¹⁰⁵Department of Physics, University of Massachusetts, Amherst MA; United States of America.

¹⁰⁶Department of Physics, McGill University, Montreal QC; Canada.

¹⁰⁷School of Physics, University of Melbourne, Victoria; Australia.

¹⁰⁸Department of Physics, University of Michigan, Ann Arbor MI; United States of America.

¹⁰⁹Department of Physics and Astronomy, Michigan State University, East Lansing MI; United States of America.

¹¹⁰Group of Particle Physics, University of Montreal, Montreal QC; Canada.

¹¹¹Fakultät für Physik, Ludwig-Maximilians-Universität München, München; Germany.

¹¹²Max-Planck-Institut für Physik (Werner-Heisenberg-Institut), München; Germany.

¹¹³Graduate School of Science and Kobayashi-Maskawa Institute, Nagoya University, Nagoya; Japan.

¹¹⁴(^a)Department of Physics, Nanjing University, Nanjing;^(b)School of Science, Shenzhen Campus of Sun Yat-sen University;^(c)University of Chinese Academy of Science (UCAS), Beijing; China.

¹¹⁵Department of Physics and Astronomy, University of New Mexico, Albuquerque NM; United States of America.

¹¹⁶Institute for Mathematics, Astrophysics and Particle Physics, Radboud University/Nikhef, Nijmegen; Netherlands.

¹¹⁷Nikhef National Institute for Subatomic Physics and University of Amsterdam, Amsterdam; Netherlands.

¹¹⁸Department of Physics, Northern Illinois University, DeKalb IL; United States of America.

¹¹⁹(^a)New York University Abu Dhabi, Abu Dhabi;^(b)United Arab Emirates University, Al Ain; United Arab Emirates.

¹²⁰Department of Physics, New York University, New York NY; United States of America.

- ¹²¹Ochanomizu University, Otsuka, Bunkyo-ku, Tokyo; Japan.
- ¹²²Ohio State University, Columbus OH; United States of America.
- ¹²³Homer L. Dodge Department of Physics and Astronomy, University of Oklahoma, Norman OK; United States of America.
- ¹²⁴Department of Physics, Oklahoma State University, Stillwater OK; United States of America.
- ¹²⁵Palacký University, Joint Laboratory of Optics, Olomouc; Czech Republic.
- ¹²⁶Institute for Fundamental Science, University of Oregon, Eugene, OR; United States of America.
- ¹²⁷Graduate School of Science, Osaka University, Osaka; Japan.
- ¹²⁸Department of Physics, University of Oslo, Oslo; Norway.
- ¹²⁹Department of Physics, Oxford University, Oxford; United Kingdom.
- ¹³⁰LPNHE, Sorbonne Université, Université Paris Cité, CNRS/IN2P3, Paris; France.
- ¹³¹Department of Physics, University of Pennsylvania, Philadelphia PA; United States of America.
- ¹³²Department of Physics and Astronomy, University of Pittsburgh, Pittsburgh PA; United States of America.
- ¹³³(^a) Laboratório de Instrumentação e Física Experimental de Partículas - LIP, Lisboa; (^b) Departamento de Física, Faculdade de Ciências, Universidade de Lisboa, Lisboa; (^c) Departamento de Física, Universidade de Coimbra, Coimbra; (^d) Centro de Física Nuclear da Universidade de Lisboa, Lisboa; (^e) Departamento de Física, Universidade do Minho, Braga; (^f) Departamento de Física Teórica y del Cosmos, Universidad de Granada, Granada (Spain); (^g) Departamento de Física, Instituto Superior Técnico, Universidade de Lisboa, Lisboa; Portugal.
- ¹³⁴Institute of Physics of the Czech Academy of Sciences, Prague; Czech Republic.
- ¹³⁵Czech Technical University in Prague, Prague; Czech Republic.
- ¹³⁶Charles University, Faculty of Mathematics and Physics, Prague; Czech Republic.
- ¹³⁷Particle Physics Department, Rutherford Appleton Laboratory, Didcot; United Kingdom.
- ¹³⁸IRFU, CEA, Université Paris-Saclay, Gif-sur-Yvette; France.
- ¹³⁹Santa Cruz Institute for Particle Physics, University of California Santa Cruz, Santa Cruz CA; United States of America.
- ¹⁴⁰(^a) Departamento de Física, Pontificia Universidad Católica de Chile, Santiago; (^b) Millennium Institute for Subatomic physics at high energy frontier (SAPHIR), Santiago; (^c) Instituto de Investigación Multidisciplinario en Ciencia y Tecnología, y Departamento de Física, Universidad de La Serena; (^d) Universidad Andres Bello, Department of Physics, Santiago; (^e) Instituto de Alta Investigación, Universidad de Tarapacá, Arica; (^f) Departamento de Física, Universidad Técnica Federico Santa María, Valparaíso; Chile.
- ¹⁴¹Department of Physics, Institute of Science, Tokyo; Japan.
- ¹⁴²Department of Physics, University of Washington, Seattle WA; United States of America.
- ¹⁴³Department of Physics and Astronomy, University of Sheffield, Sheffield; United Kingdom.
- ¹⁴⁴Department of Physics, Shinshu University, Nagano; Japan.
- ¹⁴⁵Department Physik, Universität Siegen, Siegen; Germany.
- ¹⁴⁶Department of Physics, Simon Fraser University, Burnaby BC; Canada.
- ¹⁴⁷SLAC National Accelerator Laboratory, Stanford CA; United States of America.
- ¹⁴⁸Department of Physics, Royal Institute of Technology, Stockholm; Sweden.
- ¹⁴⁹Departments of Physics and Astronomy, Stony Brook University, Stony Brook NY; United States of America.
- ¹⁵⁰Department of Physics and Astronomy, University of Sussex, Brighton; United Kingdom.
- ¹⁵¹School of Physics, University of Sydney, Sydney; Australia.
- ¹⁵²Institute of Physics, Academia Sinica, Taipei; Taiwan.
- ¹⁵³(^a) E. Andronikashvili Institute of Physics, Iv. Javakhishvili Tbilisi State University, Tbilisi; (^b) High

- Energy Physics Institute, Tbilisi State University, Tbilisi;^(c) University of Georgia, Tbilisi; Georgia.
- ¹⁵⁴Department of Physics, Technion, Israel Institute of Technology, Haifa; Israel.
- ¹⁵⁵Raymond and Beverly Sackler School of Physics and Astronomy, Tel Aviv University, Tel Aviv; Israel.
- ¹⁵⁶Department of Physics, Aristotle University of Thessaloniki, Thessaloniki; Greece.
- ¹⁵⁷International Center for Elementary Particle Physics and Department of Physics, University of Tokyo, Tokyo; Japan.
- ¹⁵⁸Graduate School of Science and Technology, Tokyo Metropolitan University, Tokyo; Japan.
- ¹⁵⁹Department of Physics, University of Toronto, Toronto ON; Canada.
- ¹⁶⁰^(a)TRIUMF, Vancouver BC;^(b)Department of Physics and Astronomy, York University, Toronto ON; Canada.
- ¹⁶¹Division of Physics and Tomonaga Center for the History of the Universe, Faculty of Pure and Applied Sciences, University of Tsukuba, Tsukuba; Japan.
- ¹⁶²Department of Physics and Astronomy, Tufts University, Medford MA; United States of America.
- ¹⁶³Department of Physics and Astronomy, University of California Irvine, Irvine CA; United States of America.
- ¹⁶⁴University of West Attica, Athens; Greece.
- ¹⁶⁵University of Sharjah, Sharjah; United Arab Emirates.
- ¹⁶⁶Department of Physics and Astronomy, University of Uppsala, Uppsala; Sweden.
- ¹⁶⁷Department of Physics, University of Illinois, Urbana IL; United States of America.
- ¹⁶⁸Instituto de Física Corpuscular (IFIC), Centro Mixto Universidad de Valencia - CSIC, Valencia; Spain.
- ¹⁶⁹Department of Physics, University of British Columbia, Vancouver BC; Canada.
- ¹⁷⁰Department of Physics and Astronomy, University of Victoria, Victoria BC; Canada.
- ¹⁷¹Fakultät für Physik und Astronomie, Julius-Maximilians-Universität Würzburg, Würzburg; Germany.
- ¹⁷²Department of Physics, University of Warwick, Coventry; United Kingdom.
- ¹⁷³Waseda University, Tokyo; Japan.
- ¹⁷⁴Department of Particle Physics and Astrophysics, Weizmann Institute of Science, Rehovot; Israel.
- ¹⁷⁵Department of Physics, University of Wisconsin, Madison WI; United States of America.
- ¹⁷⁶Fakultät für Mathematik und Naturwissenschaften, Fachgruppe Physik, Bergische Universität Wuppertal, Wuppertal; Germany.
- ¹⁷⁷Department of Physics, Yale University, New Haven CT; United States of America.
- ¹⁷⁸Yerevan Physics Institute, Yerevan; Armenia.
- ^a Also Affiliated with an institute covered by a cooperation agreement with CERN.
- ^b Also at An-Najah National University, Nablus; Palestine.
- ^c Also at Borough of Manhattan Community College, City University of New York, New York NY; United States of America.
- ^d Also at Center for High Energy Physics, Peking University; China.
- ^e Also at Center for Interdisciplinary Research and Innovation (CIRI-AUTH), Thessaloniki; Greece.
- ^f Also at CERN, Geneva; Switzerland.
- ^g Also at CMD-AC UNEC Research Center, Azerbaijan State University of Economics (UNEC); Azerbaijan.
- ^h Also at Département de Physique Nucléaire et Corpusculaire, Université de Genève, Genève; Switzerland.
- ⁱ Also at Departament de Física de la Universitat Autònoma de Barcelona, Barcelona; Spain.
- ^j Associated at Department of Electrical Engineering and Computer Science, Université de Liège, Liège; Belgium.
- ^k Also at Department of Financial and Management Engineering, University of the Aegean, Chios; Greece.
- ^l Also at Department of Mathematical Sciences, University of South Africa, Johannesburg; South Africa.

- m* Also at Department of Physics, Bolu Abant Izzet Baysal University, Bolu; Türkiye.
- n* Also at Department of Physics, California State University, Sacramento; United States of America.
- o* Also at Department of Physics, King's College London, London; United Kingdom.
- p* Also at Department of Physics, Stanford University, Stanford CA; United States of America.
- q* Also at Department of Physics, Stellenbosch University; South Africa.
- r* Also at Department of Physics, University of Fribourg, Fribourg; Switzerland.
- s* Also at Department of Physics, University of Thessaly; Greece.
- t* Also at Department of Physics, Westmont College, Santa Barbara; United States of America.
- u* Also at Faculty of Physics, Sofia University, 'St. Kliment Ohridski', Sofia; Bulgaria.
- v* Also at Hellenic Open University, Patras; Greece.
- w* Also at Henan University; China.
- x* Also at Imam Mohammad Ibn Saud Islamic University; Saudi Arabia.
- y* Also at Institutio Catalana de Recerca i Estudis Avancats, ICREA, Barcelona; Spain.
- z* Also at Institut für Experimentalphysik, Universität Hamburg, Hamburg; Germany.
- aa* Also at Institute for Nuclear Research and Nuclear Energy (INRNE) of the Bulgarian Academy of Sciences, Sofia; Bulgaria.
- ab* Also at Institute of Applied Physics, Mohammed VI Polytechnic University, Ben Guerir; Morocco.
- ac* Also at Institute of Particle Physics (IPP); Canada.
- ad* Also at Institute of Physics, Azerbaijan Academy of Sciences, Baku; Azerbaijan.
- ae* Also at National Institute of Physics, University of the Philippines Diliman (Philippines); Philippines.
- af* Also at Technical University of Munich, Munich; Germany.
- ag* Also at The Collaborative Innovation Center of Quantum Matter (CICQM), Beijing; China.
- ah* Also at TRIUMF, Vancouver BC; Canada.
- ai* Also at Università di Napoli Parthenope, Napoli; Italy.
- aj* Also at University of Colorado Boulder, Department of Physics, Colorado; United States of America.
- ak* Also at University of the Western Cape; South Africa.
- al* Also at Washington College, Chestertown, MD; United States of America.
- am* Also at Yeditepe University, Physics Department, Istanbul; Türkiye.
- * Deceased