

# Enhancement of the superconducting transition temperature due to multiband effect in the topological nodal-line semimetal $\text{Pb}_{1-x}\text{Sn}_x\text{TaSe}_2$

K. Kumarasinghe, A. Rahman, M. Tomlinson, and Y. Nakajima\*

*Department of Physics, University of Central Florida, Orlando, Florida 32816, USA*

We report a systematic study of the normal-state and superconducting properties of single crystal  $\text{Pb}_{1-x}\text{Sn}_x\text{TaSe}_2$  ( $0 \leq x \leq 0.23$ ). Sn doping enhances the superconducting temperature  $T_c$  up to 5.1 K, while also significantly increasing impurity scattering in the crystals. For  $x = 0$ , the specific heat jump at  $T_c$  exceeds the Bardeen-Cooper-Schrieffer (BCS) weak-coupling value of 1.43, indicating the realization of strong-coupling superconductivity in  $\text{PbTaSe}_2$ . In contrast, substituting Pb with Sn lowers the specific heat jump at  $T_c$  below the BCS value of 1.43, which cannot be explained by a single-gap model. Rather, the observed specific heat of Sn-doped  $\text{PbTaSe}_2$  is reproduced by a two-gap model. Our observations suggest that additional Fermi pockets appear due to a reduction of the spin-orbit gap with Sn doping, and the multiband effect arising from these emergent Fermi pockets enhances the effective electron-phonon coupling strength, leading to the increase in  $T_c$ .

## I. INTRODUCTION

Noncentrosymmetric superconductors have attracted great interest because of their exotic superconducting properties, including an upper critical field that exceeds the Pauli paramagnetic limit [1, 2] and the realization of unconventional superconductivity [3–5]. The intrinsic lack of the inversion symmetry results in the antisymmetric spin-orbit coupling (SOC) and allows the mixture of spin-singlet (even-parity) and spin-triplet (odd-parity) pairing in the superconducting gap function, even in conventional electron-phonon coupling mechanism. The mixture of the parities can be finely tuned by adjusting the strength of the antisymmetric SOC. Notably, the noncentrosymmetric superconductor  $\text{Li}_2(\text{Pd}_{1-x}\text{Pt}_x)_3\text{B}$  exhibits a striking crossover from an even-parity-dominant fully-gapped superconductivity to an odd-parity-dominant nodal superconductivity by controlling Pt concentration [6]. Moreover, noncentrosymmetric superconductors present a promising avenue for realizing topological superconductivity, which can host Majorana-bound states [7].

The topological nodal-line semimetal  $\text{PbTaSe}_2$  is one of the intriguing examples of noncentrosymmetric superconductors. Its unique crystal structure—characterized by alternating layers of Pb and  $\text{TaSe}_2$  along the  $c$  axis—lacks inversion symmetry.  $\text{PbTaSe}_2$  shows superconductivity at the superconducting transition temperature  $T_c = 3.6\text{--}3.8$  K [8–10]. Extensive experimental study, including specific heat [8], thermal conductivity [11], penetration depth [12], and  $\mu\text{SR}$  measurements [13], have revealed the fully-gapped superconducting state. Angular-resolved-photoemission spectroscopy has uncovered bulk nodal lines with intriguing band topology and fully spin-polarized topological surface states, stemming from the asymmetric SOC and protected by reflection symmetry [9, 14, 15]. The interplay between the bulk fully-gapped superconductivity and the topological surface

state can stabilize topological superconductivity through their proximity effect [16]. In addition,  $\text{SnTaSe}_2$ , with a weaker SOC strength than  $\text{PbTaSe}_2$ , is also predicted to have topological nodal lines and show superconductivity at  $T_c = 5.7$  K [17]. Thus, exploring the evolution of superconducting properties by tuning the SOC strength through substituting Pb with Sn in  $\text{PbTaSe}_2$  presents an exciting opportunity to realize an exotic superconducting state.

We here report our findings on the normal-state and superconducting properties of single crystal  $\text{Pb}_{1-x}\text{Sn}_x\text{TaSe}_2$ . Our results show that Sn doping significantly enhances  $T_c$  while introducing notable disorder into the crystals, suggesting the robustness of superconductivity against disorder. We observe a slight increase in the Debye temperature estimated from the resistivity and specific heat as Sn doping levels increase. The specific heat jump at  $T_c$  for  $x = 0$  exceeds the Bardeen-Cooper-Schrieffer (BCS) weak-coupling value of 1.43, indicating the realization of strong-coupling superconductivity in  $\text{PbTaSe}_2$ . On the other hand, Sn doping suppresses the specific heat jump at  $T_c$  less than the BCS value, which cannot easily be explained by the single-gap model. Instead, our specific heat data for Sn doped  $\text{PbTaSe}_2$  agree with the two-gap model. Our observations suggest that Fermi pockets arise from a reduced spin-orbit gap due to Sn substitution, leading to a multiband superconductivity that enhances  $T_c$ .

## II. EXPERIMENTAL METHODS

Single crystals of  $\text{Pb}_{1-x}\text{Sn}_x\text{TaSe}_2$  were grown using the chemical vapor transport method. Polycrystalline  $\text{Pb}_{1-x}\text{Sn}_x\text{TaSe}_2$  was first synthesized by the solid-state reaction. High-purity starting elements of Pb, Sn, Ta, and Se with the desired Sn concentration were placed in an alumina crucible and sealed inside an evacuated quartz tube. The quartz ampoule was heated at  $850^\circ\text{C}$  for 5 days to obtain polycrystals. The obtained polycrystals were ground and placed at an one end of a quartz

\* Corresponding author: [Yasuyuki.Nakajima@ucf.edu](mailto:Yasuyuki.Nakajima@ucf.edu)

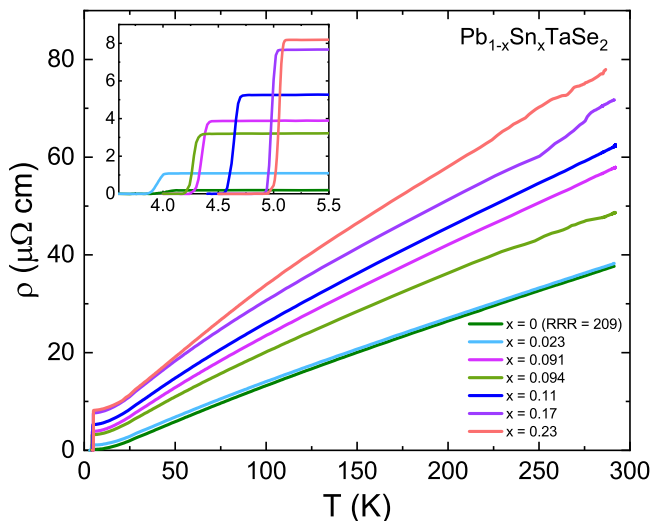


FIG. 1. Overall temperature dependence of the in-plane resistivity of  $\text{Pb}_{1-x}\text{Sn}_x\text{TaSe}_2$  at  $\mu_0 H = 0$  T. The samples show metallic behavior and undergo superconducting transition at low temperatures. The inset shows low-temperature resistivity of  $\text{Pb}_{1-x}\text{Sn}_x\text{TaSe}_2$ .

tube along with the transport agent  $\text{PbCl}_2$  of  $3 \text{ mg/cm}^3$ . The quartz ampoule was then evacuated, sealed, and placed in a two-zone furnace. The hot and cold ends of the furnace were maintained at  $850^\circ\text{C}$  and  $800^\circ\text{C}$ , respectively, for 3 weeks. Large shiny flake-like single crystals were obtained at the cold end.

The crystal structures of the obtained single crystals were characterized using x-ray diffraction. We confirmed the noncentrosymmetric crystal structure of  $\text{PbTaSe}_2$  with the space group  $P\bar{6}m2$ . The Sn concentrations for measured samples were determined using x-ray fluorescence spectroscopy. Specific heat measurements were conducted using the long-relaxation method [18] with a homemade calorimeter.

### III. RESULTS AND DISCUSSION

Sn doping enhances  $T_c$  of  $\text{PbTaSe}_2$ . We present the in-plane resistivity  $\rho$  of  $\text{Pb}_{1-x}\text{Sn}_x\text{TaSe}_2$  single crystals as a function of temperature in zero magnetic field (FIG. 1). For all Sn concentration  $x$ , the resistivity exhibits metallic behavior as the temperature decreases. At high temperatures, the resistivity shows linear-in- $T$  behavior, indicating the dominant electron-phonon scattering.

Regardless of the Sn concentrations, we observe sharp superconducting transitions at low temperatures, as shown in the inset to FIG. 1.  $T_c$  were determined by the midpoint of the resistive transition. For  $\text{PbTaSe}_2$ , superconductivity occurs at  $T_c = 4.02$  K, which is slightly higher than the previously reported values of 3.6-3.8 K from the resistivity measurements [8, 15, 19]. We plot  $T_c$  obtained from the resistivity measurements as a function

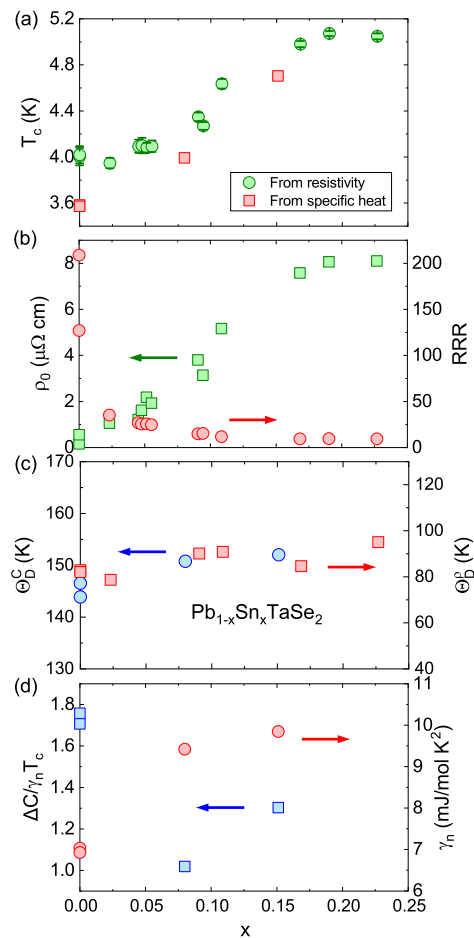


FIG. 2. (a) Superconducting transition temperatures  $T_c$  of  $\text{Pb}_{1-x}\text{Sn}_x\text{TaSe}_2$  obtained from the resistivity (green circles) and the specific heat (red squares) as a function of Sn concentration  $x$ .  $T_c$  is defined by the midpoint of resistive transitions and by the local entropy balance in the specific heat measurements. The error bars of  $T_c$  obtained from the resistivity represent 10 % and 90 % criteria. (b) The residual resistivity ratio  $\text{RRR} = \rho(290\text{K})/\rho(T_c^{\text{onset}})$  (red circles) and the residual resistivity  $\rho_0$  (green squares) versus  $x$ .  $\rho_0$  is extracted from a fit to data below 7 K, using  $\rho(T) = \rho_0 + AT^2$ . (c) Debye temperature  $\Theta_D^C$  obtained from the specific heat (blue circles) and  $\Theta_D^rho$  obtained from the resistivity (red squares) versus Sn concentration  $x$ .  $\Theta_D^C$  was estimated using  $\Theta_D = (12\pi^4 nR/5\beta_{ph})^{1/3}$  and  $\Theta_D^rho$  is extracted from a fit to the resistivity data using the Bloch-Grüneisen formula. (d) Normalized specific heat jump  $\Delta C/\gamma_n T_c$  at  $T_c$  (blue squares) and the normal-state Sommerfeld coefficient  $\gamma_n$  (red circles) as a function of  $x$ .  $\gamma_n$  is extracted from a fit to data in applied magnetic field of  $\mu_0 H = 1$  T, using  $C_n/T = \gamma_n + \beta_{ph}T^2 + \delta_{ph}T^4$ .

of the Sn doping concentration  $x$  in FIG. 2 (a) (green circles). Notably,  $T_c$  increases with Sn doping, after showing a slight dip at around  $x = 0.03$ . Above  $x = 0.19$ ,  $T_c$  reaches  $\sim 5.1$  K,  $\sim 1.1$  K or 26 % higher than the value for  $x = 0$ .

Sn doping induces disorder in  $\text{Pb}_{1-x}\text{Sn}_x\text{TaSe}_2$  while

simultaneously increasing  $T_c$ . To extract the residual resistivity  $\rho_0$ , we fit the low-temperature resistivity from  $T_c$  to 7 K, using  $\rho(T) = \rho_0 + AT^2$ , where  $\rho_0$  is the residual resistivity and  $A$  is a coefficient of electron-electron scattering term. As shown in FIG.2 (b) (green squares),  $\rho_0$  increases from  $0.16 \mu\Omega \text{ cm}$  to  $8 \mu\Omega \text{ cm}$ , a factor of 50, with increasing Sn concentration  $x$ . To eliminate uncertainties stemming from geometric factors in calculating the absolute values of the resistivity, we also evaluate the residual resistivity ratio RRR as a scattering measure. The RRR is defined as  $\text{RRR} = \rho(290\text{K})/\rho(T_c^{\text{onset}})$  and is plotted as a function of  $x$  in FIG.2(b) (red circles). The RRR shows a sharp drop at a slight doping of 2% Sn into  $\text{PbTaSe}_2$  and gradually decreases with increasing Sn concentration. The nondoped  $\text{PbTaSe}_2$  has the largest RRR of 209, while the sample with  $x = 0.23$  has the smallest RRR of 9.5, approximately 20 times smaller than that of the nondoped sample. Both  $\rho_0$  and RRR indicate that the Sn doping introduces disorders in the system.

To investigate the effect of Sn doping on the electron-phonon coupling, we evaluate the Debye temperature  $\Theta_D$ . The temperature dependence of the normal-state resistivity due to the electron-phonon scattering can be described by the Bloch–Grüneisen formula,

$$\rho(T) = \rho_0 + A_{BG} \left( \frac{T}{\Theta_D} \right)^5 \int_0^{\Theta_D/T} \frac{x^5 dx}{(e^x - 1)(1 - e^{-x})}, \quad (1)$$

where  $A_{BG}$  is a constant related to the electron-phonon coupling strength [20].  $\Theta_D$ , obtained from fits to the resistivity data in the entire temperature range using Eq.(1), is plotted in FIG.2 (c). For  $x = 0$ ,  $\Theta_D$  is  $\sim 83$  K, consistent with previously reported values [19, 21].  $\Theta_D$  shows weak dependence on  $x$  and exhibit a slight increase by 6% at  $x = 0.23$ , which is quantitatively consistent with the substitution of heavier Pb with the lighter Sn.

We also observe bulk superconductivity in  $\text{Pb}_{1-x}\text{Sn}_x\text{TaSe}_2$  through specific heat measurements. The temperature dependence of the specific heat  $C_p(T)$  at 0 T for  $\text{Pb}_{1-x}\text{Sn}_x\text{TaSe}_2$  is shown in the inset to FIG.. In the normal state at high temperatures, the  $C_p$  of  $\text{Pb}_{1-x}\text{Sn}_x\text{TaSe}_2$  are nearly overlapping, suggesting that Sn doping has minimal effect on the lattice contribution to the specific heat. Upon lowering temperatures, we observe sharp jumps associated with the superconducting transitions at  $T_c$ .  $T_c$  were determined using the local entropy balance at the superconducting transition.  $T_c$  obtained from the specific heat is plotted as a function of  $x$  in FIG.2(a).  $T_c$  of nondoped  $\text{PbTaSe}_2$  with  $\text{RRR} = 209$  and  $\text{RRR} = 127$  are 3.58 K and 3.57 K, respectively. These values are in good agreement with previously reported values obtained from thermodynamic measurements, including specific heat [8] and magnetic susceptibility measurements [22]. However,  $T_c$  obtained from the specific heat deviates from those obtained from the resistive transitions of  $\text{PbTaSe}_2$ . In contrast, at the higher Sn concentrations,  $T_c$  obtained from the

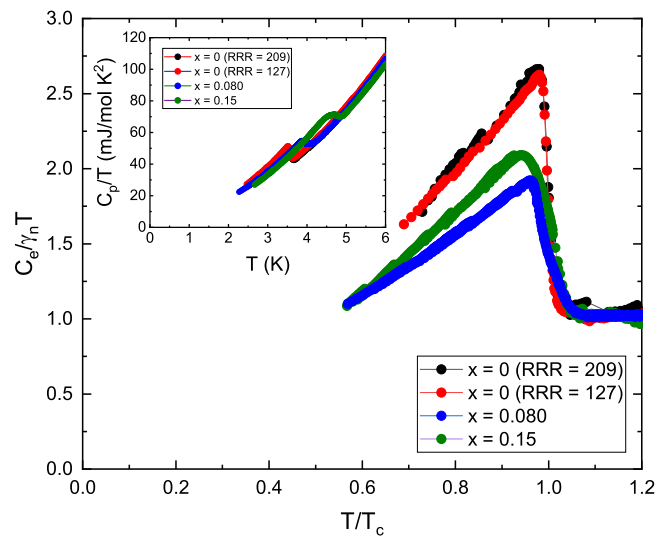


FIG. 3. Normalized electron specific heat  $C_e(T)/\gamma_n T$  of  $\text{Pb}_{1-x}\text{Sn}_x\text{TaSe}_2$  as a function of the reduced temperature  $T/T_c$ . Inset: Temperature dependence of  $C_p/T$  of  $\text{Pb}_{1-x}\text{Sn}_x\text{TaSe}_2$ .

specific heat are comparable to those obtained from the resistivity measurements.

We take a closer look at the effect of Sn doping on the normal-state specific heat of  $\text{Pb}_{1-x}\text{Sn}_x\text{TaSe}_2$ . To extract the electronic and lattice contributions to the specific heat, we fit the normal-state specific heat data using the following equation:

$$C_n(T)/T = \gamma_n + C_{ph}(T)/T, \quad (2)$$

where  $\gamma_n$  is the Sommerfeld coefficient and  $C_{ph}(T) = \beta_{ph}T^3 + \delta_{ph}T^5$  represents the phonon contribution to the specific heat, which is assumed to be independent of applied magnetic field. We obtain the normal-state specific heat  $C_n(T)$  by applying a magnetic field of 1 T along the  $c$  axis, which completely suppresses superconductivity in the measured temperature range for all  $\text{Pb}_{1-x}\text{Sn}_x\text{TaSe}_2$ . The parameters obtained for  $\text{PbTaSe}_2$  with  $\text{RRR} = 127$  are  $\gamma_n = 6.93 \text{ mJ/mol K}^2$ ,  $\beta_{ph} = 2.61 \text{ mJ/mol K}^4$  and  $\delta_{ph} = 7.01 \times 10^{-3} \text{ mJ/mol K}^6$ , which are in good agreement with previously reported values [8, 10, 19, 21, 23]. The obtained  $\gamma_n$  as a function of  $x$  is shown in FIG.2(d).  $\gamma_n$  increases with increasing Sn concentration.

The Debye temperature  $\Theta_D$  is estimated from the extracted  $\beta_{ph}$  using  $\Theta_D = (12\pi^4 n R / 5\beta_{ph})^{1/3}$ , where  $n = 4$  is the number of atoms per formula unit and  $R = 8.314 \text{ J/mol K}$  is the molar gas constant. As plotted in FIG.2(c), the obtained  $\Theta_D$  is  $\sim 145$  K for  $x = 0$  and weakly dependent on  $x$ , enhanced only by 3% at  $x = 0.15$ .  $\Theta_D$  obtained from the specific heat measurements is about twice as large as that obtained from the resistivity measurements. This discrepancy arises from the different temperature ranges used to estimate  $\Theta_D$  and has been reported in previous work [19, 21]. Although there is a disparity in the absolute values, both

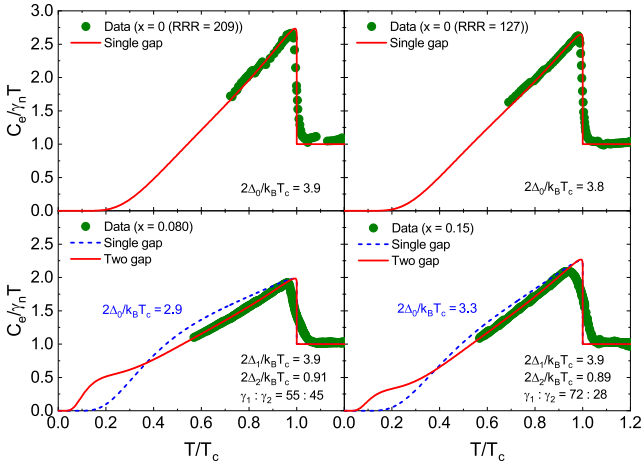


FIG. 4.  $C_e(T)/\gamma_n T$  vs  $T/T_c$  for (a)  $x = 0$  (RRR=209) and (b)  $x = 0$  (RRR=127). Red solid curves represent the best fit to each data set using the single-gap model.  $C_e(T)/\gamma_n T$  vs  $T/T_c$  for (c)  $x = 0.080$  and (d)  $x = 0.15$ . Red solid curves are the best fits to each data set using the two-gap model. Blue-dashed lines are theoretical curves based on the single-gap model, only reproducing the specific heat jump size at  $T_c$

measurements indicate that  $\Theta_D$  shows only a weakly dependence on  $x$ .

We now examine the effect of Sn doping on the specific heat of  $\text{Pb}_{1-x}\text{Sn}_x\text{TaSe}_2$  in the superconducting state. The electron contribution of the specific heat  $C_e(T)$  is determined using  $C_e(T) = C_p(T) - C_{ph}(T)$ . We plot the normalized electron-specific heat  $C_e(T)/\gamma_n T$  versus the normalized temperature  $T/T_c$  for different Sn concentrations in the main panel of FIG.3. We observe sharp jumps at  $T_c$  for each sample. The normalized values of the specific heat jump  $\Delta C/\gamma_n T_c$  at  $T_c$  are shown in FIG.2(d) (blue squares).  $\Delta C/\gamma_n T_c$  is 1.71 for  $x = 0$  (RRR = 127) and 1.76 for  $x = 0$  (RRR = 209), both of which are notably larger than the predicted value of 1.43 from the BCS theory for a weak-coupling superconductor. This suggests a possible strong-coupling superconductivity realized in  $\text{PbTaSe}_2$ . Our values agree with a previously reported value [8], while other studies have also reported values close to the BCS prediction [10, 19, 23]. With increasing Sn doping,  $\Delta C/\gamma_n T_c$  is suppressed less than the predicted value for a weak-coupling superconductor.

To elucidate the superconducting gap amplitude for  $\text{Pb}_{1-x}\text{Sn}_x\text{TaSe}_2$ , we compare our experimental data with the theoretical calculations based on the  $\alpha$  model [24]. In the  $\alpha$  model, the entropy  $S$  and the specific heat  $C$  of the BCS weak-coupling limit can be calculated using the following equations :

$$\frac{S}{\gamma_n T_c} = -\frac{6}{\pi^2} \frac{\Delta_0}{k_B T_c} \int_0^\infty [f \ln f + (1-f) \ln(1-f)] dy, \quad (3)$$

$$\frac{C}{\gamma_n T_c} = t \frac{d(S/\gamma_n T_c)}{dt}, \quad (4)$$

where  $f$  is the Fermi-Dirac distribution function defined as  $f = [\exp(\beta E) + 1]^{-1}$ ,  $\beta = (k_B T)^{-1}$ , and  $k_B$  is the Boltzmann constant. The energy of quasiparticle excitations is given by  $E = [\epsilon^2 + \Delta^2(t)]^{1/2}$ , where  $\epsilon$  is the energy of the normal electrons relative to the Fermi energy,  $t = T/T_c$  is the reduced temperature. The temperature dependence of the energy gap is assumed to be  $\Delta(T) = \Delta_0 \tanh 1.82[1.018(T_c/T - 1)]^{0.51}$ , where  $\Delta_0$  is the gap value at  $T = 0$  [25, 26]. The integration variable is  $y = \epsilon/\Delta_0$ . Set  $\Delta_0$  to be a fitting parameter, we fit the normalized electronic-specific heat for  $x = 0$  to Eq. (4). As shown in FIGS.4(a) and (b), the calculated curves are in excellent agreement with our data for both samples in the measured temperature range. The extracted superconducting gap amplitude,  $2\Delta_0/k_B T_c$ , is 3.9 for  $x = 0$  with RRR = 209 and 3.8 for  $x = 0$  with RRR = 127, which are larger than 3.53 predicted for the BCS weak-coupling superconductors, indicating the strong-coupling superconductivity realized in  $\text{PbTaSe}_2$ .

However, the single-gap  $\alpha$  model cannot reproduce the observed specific heat for Sn-doped  $\text{PbTaSe}_2$ . The observed specific heat jumps at  $T_c$  for  $x = 0.08$  and  $x = 0.15$  are 1.0 and 1.3, respectively, much smaller than the BCS weak-coupling limit of 1.43. We calculate the normalized specific heat based on the  $\alpha$  model to reproduce the observed small jumps at  $T_c$ . This yields the superconducting gap amplitude  $2\Delta_0/k_B T_c = 2.9$  for  $x = 0.08$  and  $2\Delta_0/k_B T_c = 3.3$  for  $x = 0.15$ , both of which are smaller than the BCS weak-coupling value of 3.53. As shown in FIGS.4(c) and (d), the calculated curves with these small gap amplitudes (blue dashed lines) significantly deviate from the measured data.

The two-gap model proposed for the multigap superconductor  $\text{MgB}_2$  effectively explains the observed specific heat for doped  $\text{PbTaSe}_2$  within the measured temperature range [24]. In this model, the specific heat can be expressed as  $C = wC_1 + (1-w)C_2$ , where  $C_1$  and  $C_2$  represent the specific heat contribution from band 1 and 2, respectively. These contributions are calculated independently using Eqs. (3) and (4). The relative weights for each band are given by  $w = \gamma_1/\gamma_n$  and  $1-w = \gamma_2/\gamma_n$ , where  $\gamma_i$  is a partial Sommerfeld constant for band  $i$  and  $\gamma_n = \gamma_1 + \gamma_2$ . As shown in FIG.4 (c) and (d), the theoretical calculations based on the two-gap model are in excellent agreement with our data across the measured temperature range. We obtain the parameters  $2\Delta_1/k_B T_c = 3.9$ ,  $2\Delta_2/k_B T_c = 0.91$ , and  $\gamma_1 : \gamma_2 = 55 : 45$  for  $x = 0.080$  and  $2\Delta_1/k_B T_c = 3.9$ ,  $2\Delta_2/k_B T_c = 0.89$ , and  $\gamma_1 : \gamma_2 = 72 : 28$  for  $x = 0.15$ . The larger gap amplitudes of  $x = 0.080$  and  $x = 0.15$  are very close to those of  $x = 0$  and appear to be independent of Sn doping. The smaller gap amplitude of  $x = 0.080$  is comparable to that of  $x = 0.15$  and also remains independent of Sn doping. On the other hand, the ratio of the density of states for band 1 and 2 varies with Sn doping, which affects the overall shape of the specific heat. Our observations indicate that Sn doping significantly impacts the multigap nature in the superconducting state of  $\text{Pb}_{1-x}\text{Sn}_x\text{TaSe}_2$ .



We observe an enhancement in  $T_c$  with Sn doping in the noncentrosymmetric superconductor  $\text{Pb}_{1-x}\text{Sn}_x\text{TaSe}_2$ , where odd-parity superconducting states are theoretically allowed to exist. This enhancement is seemingly counterintuitive because the impurity scattering due to disorder increases significantly—by a factor of 50 as estimated from  $\rho_0$  and by a factor of 20 from the RRR—and in general, disorder negatively affects the superconductivity. This suggests the superconductivity is strikingly robust against disorders, which contrasts with odd-parity superconductivity. The robustness against disorders is further supported by our observations of no discernible effect on the specific heat and  $T_c$  in  $\text{PbTaSe}_2$  with two different RRR values. These results imply that the contribution from odd-parity pairing in the superconducting gap function is negligible in  $\text{PbTaSe}_2$  consistent with previous work reporting the fully-gapped conventional superconducting state [8, 11–13].

Qualitatively, the substitution of Pb with Sn can enhance  $T_c$  due to the lighter atomic mass  $M$  of Sn compared to Pb. This substitution slightly increases the Debye temperature ( $\propto M^{-1/2}$ ) as well as the electron-phonon coupling strength  $\lambda$  ( $\propto M^{-1}$ ), leading to an enhancement of  $T_c$ , as described by the McMillan formula,

$$T_c = \frac{\Theta_D}{1.45} \exp \left[ -\frac{1.04(1+\lambda)}{\lambda - \mu^*(1+0.62\lambda)} \right], \quad (5)$$

where  $\mu^* = 0.10 - 0.15$  is the Coulomb repulsive screened parameter [27]. However, the modest increase of  $\Theta_D$  or  $\lambda$  resulting from  $\sim 20\%$  Sn doping level is likely too small to account for the enhancement of  $T_c$  by more than 40%. In fact, the enhancement of effective electron-phonon coupling strength estimated from experimental values using Eq.(5) is discernibly larger than what would be expected solely from the atomic mass contribution. By utilizing  $\mu^* = 0.13$ , the measured bulk  $T_c$ , and  $\Theta_D^C$  with Eq.(5), we, in turn, obtain the effective electron-phonon coupling strength  $\lambda = 0.73$  for  $x = 0$  and  $\lambda = 0.80$  for  $x = 0.15$ , an increase by  $\sim 10\%$ , suggestive of additional enhancement of  $\lambda$  other than the atomic mass effect.

We attribute this enhancement of the electron-phonon coupling strength to the multiband effect induced by Sn doping, which controls the spin-orbit gap in the band structure of  $\text{Pb}_{1-x}\text{Sn}_x\text{TaSe}_2$ . In fact, the specific heat data for  $x = 0.080$  and  $0.15$  necessitate the two-gap model to account for the observations, indicating the multiband effect plays an essential role in the supercon-

ducting states of  $\text{Pb}_{1-x}\text{Sn}_x\text{TaSe}_2$ . Although the band structures for  $\text{PbTaSe}_2$  and  $\text{SnTaSe}_2$  are very similar according to ab-initio calculations [17], we speculate that extra Fermi pockets emerges at the Fermi energy, located near the nodal lines around the K and H points in the Brillouin zone, due to a subtle change in the spin-orbit gap size with Sn doping. Indeed, the  $\gamma_n$  is enhanced in  $x = 0.080$  and  $0.15$  samples, suggestive of an additional contribution to the density of states from these emergent Fermi pockets, when compared with the  $x = 0$  sample. In this scenario, activating the interband coupling between bands enhances the effective electron-phonon coupling constant, inevitably increasing  $T_c$ , while the larger gap size  $2\Delta_1/k_B T_c$  remains unaffected by Sn doping. In addition, the electron-phonon coupling of  $\text{Pb}_{1-x}\text{Sn}_x\text{TaSe}_2$  can be enhanced due to nontrivial electron band geometry or topology [28]. Indeed,  $\text{PbTaSe}_2$  has nontrivial band topology and the nontrivial nature can remain as Sn is substituted for Pb. Further experimental and theoretical efforts are needed to verify this quantum geometric contribution in  $\text{Pb}_{1-x}\text{Sn}_x\text{TaSe}_2$ .

#### IV. SUMMARY

In summary, we have measured the resistivity and specific heat of  $\text{Pb}_{1-x}\text{Sn}_x\text{TaSe}_2$  single crystals. We observe the enhancement of  $T_c$  with the increasing Sn concentration  $x$ , while also finding a significant increase in impurity scattering with Sn doping, as indicated by the residual resistivity and the residual resistivity ratio. For the undoped sample ( $x = 0$ ), the specific heat jump at  $T_c$  is greater than the BCS value of 1.43, yet the jump diminishes with Sn doping. The specific heat data of Sn-doped samples are reproduced by theoretical calculations based on the two-gap model, highlighting the pivotal role of emergent Fermi pockets caused by the Sn substitution in the superconducting state. The enhancement of  $T_c$  in  $\text{Pb}_{1-x}\text{Sn}_x\text{TaSe}_2$  can be attributed to the multiband effect due to these emergent Fermi pockets, driven by a reduction of the spin-orbit coupling via Sn doping.

#### ACKNOWLEDGMENTS

This work was supported by an NSF Career DMR-1944975.

---

[1] E. Bauer, G. Hilscher, H. Michor, C. Paul, E. W. Scheidt, A. Griбанov, Y. Seropegin, H. Noël, M. Sigrist, and P. Rogl, Heavy Fermion Superconductivity and Magnetic Order in Noncentrosymmetric  $\text{CePt}_3\text{Si}$ , *Phys. Rev. Lett.* **92**, 027003 (2004).

[2] N. Kimura, K. Ito, H. Aoki, S. Uji, and T. Terashima, Extremely High Upper Critical Magnetic Field of the Noncentrosymmetric Heavy Fermion Superconductor  $\text{CeRhSi}_3$ , *Phys. Rev. Lett.* **98**, 197001 (2007).

[3] H. Q. Yuan, D. F. Agterberg, N. Hayashi, P. Badica, D. Vandervelde, K. Togano, M. Sigrist, and M. B.

- Salamon, *S-Wave Spin-Triplet Order in Superconductors without Inversion Symmetry: Li<sub>2</sub>Pd<sub>3</sub>B and Li<sub>2</sub>Pt<sub>3</sub>B*, *Phys. Rev. Lett.* **97**, 017006 (2006).
- [4] M. Nishiyama, Y. Inada, and G.-q. Zheng, Spin Triplet Superconducting State due to Broken Inversion Symmetry in Li<sub>2</sub>Pt<sub>3</sub>B, *Phys. Rev. Lett.* **98**, 047002 (2007).
- [5] J. Chen, M. B. Salamon, S. Akutagawa, J. Akimitsu, J. Singleton, J. L. Zhang, L. Jiao, and H. Q. Yuan, Evidence of nodal gap structure in the noncentrosymmetric superconductor Y<sub>2</sub>C<sub>3</sub>, *Phys. Rev. B* **83**, 144529 (2011).
- [6] S. Harada, J. J. Zhou, Y. G. Yao, Y. Inada, and G.-q. Zheng, Abrupt enhancement of noncentrosymmetry and appearance of a spin-triplet superconducting state in Li<sub>2</sub>(Pd<sub>1-x</sub>Pt<sub>x</sub>)<sub>3</sub>B beyond  $x = 0.8$ , *Phys. Rev. B* **86**, 220502 (2012).
- [7] M. Sato and Y. Ando, Topological superconductors: a review, *Reports on Progress in Physics* **80**, 076501 (2017).
- [8] C.-L. Zhang, Z. Yuan, G. Bian, S.-Y. Xu, X. Zhang, M. Z. Hasan, and S. Jia, Superconducting properties in single crystals of the topological nodal semimetal PbTaSe<sub>2</sub>, *Physical Review B* **93**, 054520 (2016).
- [9] J. Wang, X. Xu, N. Zhou, L. Li, X. Cao, J. Yang, Y. Li, C. Cao, J. Dai, J. Zhang, Z. Shi, B. Chen, and Z. Yang, Upward Curvature of the Upper Critical Field and the V-Shaped Pressure Dependence of T<sub>c</sub> in the Noncentrosymmetric Superconductor PbTaSe<sub>2</sub>, *Journal of Superconductivity and Novel Magnetism* **28**, 3173 (2015).
- [10] M. N. Ali, Q. D. Gibson, T. Klimczuk, and R. J. Cava, Noncentrosymmetric superconductor with a bulk three-dimensional Dirac cone gapped by strong spin-orbit coupling, *Physical Review B* **89**, 020505 (2014).
- [11] M. X. Wang, Y. Xu, L. P. He, J. Zhang, X. C. Hong, P. L. Cai, Z. B. Wang, J. K. Dong, and S. Y. Li, Nodeless superconducting gaps in noncentrosymmetric superconductor PbTaSe<sub>2</sub> with topological bulk nodal lines, *Phys. Rev. B* **93**, 020503 (2016).
- [12] G. M. Pang, M. Smidman, L. X. Zhao, Y. F. Wang, Z. F. Weng, L. Q. Che, Y. Chen, X. Lu, G. F. Chen, and H. Q. Yuan, Nodeless superconductivity in noncentrosymmetric PbTaSe<sub>2</sub> single crystals, *Phys. Rev. B* **93**, 060506 (2016).
- [13] M. N. Wilson, A. M. Hallas, Y. Cai, S. Guo, Z. Gong, R. Sankar, F. C. Chou, Y. J. Uemura, and G. M. Luke,  $\mu$ SR study of the noncentrosymmetric superconductor PbTaSe<sub>2</sub>, *Phys. Rev. B* **95**, 224506 (2017).
- [14] T.-R. Chang, P.-J. Chen, G. Bian, S.-M. Huang, H. Zheng, T. Neupert, R. Sankar, S.-Y. Xu, I. Belopolski, G. Chang, B. Wang, F. Chou, A. Bansil, H.-T. Jeng, H. Lin, and M. Z. Hasan, Topological Dirac surface states and superconducting pairing correlations in PbTaSe<sub>2</sub>, *Phys. Rev. B* **93**, 245130 (2016).
- [15] G. Bian, T.-R. Chang, R. Sankar, S.-Y. Xu, H. Zheng, T. Neupert, C.-K. Chiu, S.-M. Huang, G. Chang, I. Belopolski, *et al.*, Topological nodal-line fermions in spin-orbit metal PbTaSe<sub>2</sub>, *Nature communications* **7**, 1 (2016).
- [16] L. Fu and C. L. Kane, Superconducting Proximity Effect and Majorana Fermions at the Surface of a Topological Insulator, *Physical Review Letters* **100**, 096407 (2008).
- [17] P.-J. Chen, T.-R. Chang, and H.-T. Jeng, Ab initio study of the PbTaSe<sub>2</sub>-related superconducting topological metals, *Phys. Rev. B* **94**, 165148 (2016).
- [18] O. J. Taylor, A. Carrington, and J. A. Schlueter, Specific-Heat Measurements of the Gap Structure of the Organic Superconductors  $\kappa$ -(ET)<sub>2</sub>Cu[N(CN)<sub>2</sub>]Br and  $\kappa$ -(ET)<sub>2</sub>Cu(NCS)<sub>2</sub>, *Phys. Rev. Lett.* **99**, 057001 (2007).
- [19] R. Sankar, G. N. Rao, I. P. Muthuselvam, T.-R. Chang, H. Jeng, G. S. Murugan, W.-L. Lee, and F. Chou, Anisotropic superconducting property studies of single crystal PbTaSe<sub>2</sub>, *Journal of Physics: Condensed Matter* **29**, 095601 (2017).
- [20] J. M. Ziman, *Electrons and Phonons* (Oxford University Press, 2001).
- [21] Y.-J. Long, L.-X. Zhao, P.-P. Wang, H.-X. Yang, J.-Q. Li, H. Zi, Z.-A. Ren, C. Ren, and G.-F. Chen, Single crystal growth and physical property characterization of non-centrosymmetric superconductor PbTaSe<sub>2</sub>, *Chinese Physics Letters* **33**, 037401 (2016).
- [22] M. Wilson, A. Hallas, Y.-p. Cai, S. Guo, Z. Gong, R. Sankar, F. Chou, Y. Uemura, and G. Luke,  $\mu$ SR study of the noncentrosymmetric superconductor PbTaSe<sub>2</sub>, *Physical Review B* **95**, 224506 (2017).
- [23] Y. Sun, S. Kittaka, T. Sakakibara, K. Machida, R. Sankar, X. Xu, N. Zhou, X. Xing, Z. Shi, S. Pyon, *et al.*, Fully gapped superconductivity without sign reversal in the topological superconductor PbTaSe<sub>2</sub>, *Physical Review B* **102**, 024517 (2020).
- [24] F. Bouquet, Y. Wang, R. Fisher, D. Hinks, J. Jorgensen, A. Junod, and N. Phillips, Phenomenological two-gap model for the specific heat of MgB<sub>2</sub>, *Europhysics Letters* **56**, 856 (2001).
- [25] A. Carrington and F. Manzano, Magnetic penetration depth of MgB<sub>2</sub>, *Physica C: Superconductivity* **385**, 205 (2003).
- [26] R. Khasanov, A. Shengelaya, A. Maisuradze, D. Di Castro, I. Savić, S. Weyeneth, M. Park, D. Jang, S.-I. Lee, and H. Keller, Nodeless superconductivity in the infinite-layer electron-doped cuprate superconductor Sr<sub>0.9</sub>La<sub>0.1</sub>CuO<sub>2</sub>, *Physical Review B—Condensed Matter and Materials Physics* **77**, 184512 (2008).
- [27] W. L. McMillan, Transition Temperature of Strongly-Coupled Superconductors, *Phys. Rev.* **167**, 331 (1968).
- [28] J. Yu, C. J. Ciccarino, R. Bianco, I. Errea, P. Narang, and B. A. Bernevig, Non-trivial quantum geometry and the strength of electron-phonon coupling, *Nature Physics* (2024).