

A vector Allee effect in mosquito dynamics*

J. Banasiak^{1,2,†}, Bime M. Ghakanyuy^{1,4} and Gideon A. Ngwa^{1,3}

The paper is dedicated to Professor Avner Friedman on the occasion of his 90th birthday

Abstract

We consider a recently introduced model of mosquito dynamics that includes mating and progression through breeding, questing and egg-laying stages of mosquitoes using human and other vertebrate sources for blood meals. By exploiting a multiscale character of the model and recent results on their uniform-in-time asymptotics, we derive a simplified monotone model with the same long-term dynamics. Using the theory of monotone dynamical systems, we show that for a range of parameters, the latter displays Allee-type dynamics; that is, it has one extinction and two positive equilibria ordered with respect to the positive cone \mathbb{R}_+^7 , with the extinction and the larger equilibrium being attractive and the middle one unstable. Using asymptotic analysis, we show that the original system also displays this pattern.

Key words: multiscale malaria models, singularly perturbed problems, uniform in time asymptotics, global stability of solutions

MSC 2020: 34E13, 34E15, 34D23, 92D30, 92-10

1 Introduction

Understanding the life cycle of mosquitoes is of utmost importance in any attempt to control diseases caused by them, such as malaria, dengue, zika or chikungunya, see, e.g., [11, 12, 10]. The problem is that it is pretty complex. Broadly, the cycle can be divided into the aquatic and terrestrial stages. In the aquatic stage, we have eggs, several larval stages and pupae, which hatch into terrestrial juvenile male and female mosquitoes who mate, and the female fertilized (breeding) mosquitoes quest for blood necessary for the development of eggs. The fed female mosquitoes lay eggs and return to the breeding stage. There are various ways of modelling the cycle at different levels of resolution, focusing on its particular parts. Many models have provided a simplified picture of the cycle. For instance, in [1, 17], the authors consider male and female mosquitoes but disregard the mating and questing processes. On the other hand, in modelling mosquito-borne diseases, it is essential to recognize that a female mosquito must bite two times, an infected and then a susceptible human, to transmit the disease. Thus, paying closer attention to the gonotrophic cycle between the breeding and ovipositing stages becomes important; see [18]. This paper will consider the model introduced in [11], whose flowchart is presented in Fig. 1. The complexity of the model and lack of a clear structure makes its comprehensive analysis difficult; in fact, [11] contains only a preliminary description of its dynamics. On the other hand, the model is driven by several processes with widely different rates. For instance, mating occurs quickly after the emergence of female mosquitoes to ensure the passage of their genes to the next generation, [25]. Consequently, the dynamics of juvenile mosquitoes can be considered to be much faster than that of aquatic and adult forms. Also, there is evidence, [9, 13, 25], that the life span of newly hatched male mosquitoes is much

*The authors were supported by the DSI/NRF SARChI M3B2 grant N 82770

GAN acknowledges the Cameroonian Ministry of Higher Education through the initiative for the modernization of research in Cameroon's Higher Education

†Corresponding author jacek.banasiak@up.ac.za

State Variables	Description of Variables
A	Density of aquatic life forms
F_B	Density of newly emerged (unfertilized) female mosquitoes
M_B	Density of newly emerged male mosquitoes
B	Density of fertilized female mosquitoes
Q_H	Density of fertilized female mosquitoes questing human blood
Q_V	Density of fertilized female mosquitoes seeking non human blood
R_V	Density of mosquitoes that successfully fed from nonhuman source
R_H	Density of mosquitoes that successfully fed from humans
H	Constant human population density
V	Constant vertebrate population density

Table 1: Description of state variables

shorter than that of the females. These factors motivate the possibility of considering the system as a multiscale one and exploiting this property to simplify it using the methods of the singular perturbation theory, [6, 16, 14], as done in [7, 8, 19, 20, 21]. Moreover, by more refined techniques of [15, 3], it is possible to show that the simplified models have the same long-term dynamics as the original one.

The paper has the following structure. In Section 2, we introduce the model and discuss its multiscale versions and resulting simplified systems, which turn out to be cooperative, allowing for a reasonably complete description of their long-term dynamics. We focus on the case with a large death rate of the juvenile males and provide a detailed description of its dynamics in Section 3. In particular, we show the existence of a saddle-node bifurcation of equilibria. An interesting feature here is that the bifurcation leads to the creation of three equilibria, the trivial and two positive ones, which, moreover, are ordered (with respect to the positive orthant of the state space). Furthermore, the trivial and the largest equilibria are globally asymptotically stable in adjoining order intervals. In contrast, the middle equilibrium is unstable, which shows that the model exhibits a vector Allee effect. In Section 4, we apply the results of [3, 2] to discuss the relevance of the analysis of the simplified model to the long-term dynamics of the original one and in Section 5, we present simulations showing, in particular, that the former provides a good approximation to the latter even for relatively small differences between the juvenile male and female mosquitoes death rates. Finally, Section 6 contains conclusions.

2 The model and its asymptotic reduction

To describe the model, we introduce the state variables in Table 1 and the interactions between them in the flow chart in Figure 1. Thus, the original model from [11] can be written as

$$\begin{aligned}
A' &= (a_H R_H + a_V R_V) \lambda(R) \left(1 - \frac{A}{L_P}\right) - (\gamma + \mu_{A1} + \mu_{A2} A) A, \\
M_B' &= (1 - \hat{\theta}) \hat{\xi} \gamma A - \hat{\mu}_{M_B} M_B, \\
F_B' &= \hat{\theta} \hat{\xi} \gamma A - S M_B F_B - \hat{\mu}_{F_B} F_B, \\
B' &= S M_B F_B + a_H R_H + a_V R_V - b B - \mu_B B, \\
Q_H' &= b \omega B - \tau_H H Q_H - \mu_{Q_H} Q_H, \\
Q_V' &= b(1 - \omega) B - \tau_V V Q_V - \mu_{Q_V} Q_V, \\
R_H' &= p \tau_H H Q_H - a_H R_H - \mu_{R_H} R_H, \\
R_V' &= q \tau_V V Q_V - a_V R_V - \mu_{R_V} R_V,
\end{aligned} \tag{1}$$

where $R = R_V + R_H$. Most terms are self-explanatory with the rates described in Table 2.

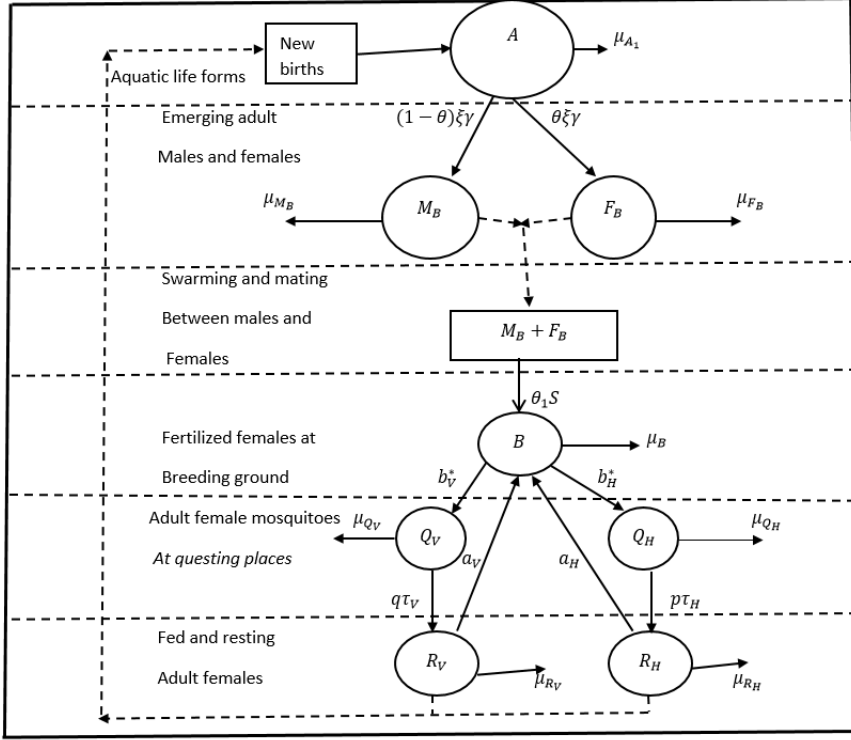


Figure 1: Compartments of the model.

Transfers between stages are linear except for the oviposition rate, the density-dependent death rate of the aquatic stage, see [1], and the mating rate, modelled using the mass action law. In the oviposition rate, given by

$$\Lambda(R_H, R_V) \left(1 - \frac{A}{L_P}\right) = (a_H R_H + a_V R_V) \lambda(R) \left(1 - \frac{A}{L_P}\right), \quad (2)$$

$\lambda(R)$ is the change in the oviposition per capita due to overcrowding. A comprehensive description of the function λ can be found in [11]. In general, if it is defined for all R , it should be a non-increasing function for large R and such that $\Lambda(R_H, R_V)$ has a finite limit as $R \rightarrow \infty$. It is, however, possible that λ is only defined for some interval $[0, L]$ if a certain level of overcrowding totally prevents the female mosquitoes from laying eggs, [11]. Similarly, the factor $\left(1 - \frac{A}{L_P}\right)$ is specific to some mosquito species. E.g., *Aedes albopictus* (and even *Aedes aegypti*) are capable of selecting their breeding sites, seeking those with high food content and low intraspecific competition pressure. Thus, if breeding sites in a given area already contain too many larvae, the females will not deposit eggs there, see [10]. The only parameters that require explanation are γ and ξ (and $\hat{\xi}$). The need to introduce both follows from the fact that the aquatic stage is described by its biomass, while M_B and F_B are the number of individuals (or densities). Thus, γ is the rate of depletion of the aquatic biomass by the hatching of juvenile mosquitoes, and ξ is the conversion factor of the unit of aquatic biomass into individual mosquitoes. We note that in (1), we use "hatted" notation $\hat{\xi}, \hat{\mu}_{M_B}, \hat{\mu}_{F_B}$ and $\hat{\theta}$ to indicate the parameters which can be considered large (or small) in asymptotic analysis.

To complete the formulation of the above system, we complement (1) with initial conditions

$$\begin{aligned} A(0) &= \hat{A}, & M_B(0) &= \hat{M}_B, & F_B(0) &= \hat{F}_B, & R_V(0) &= \hat{R}_V, & R_H(0) &= \hat{R}_H, \\ B(0) &= \hat{B}, & Q_V(0) &= \hat{Q}_V, & Q_H(0) &= \hat{Q}_H, \end{aligned} \quad (3)$$

Parameter	Description of Parameters
$\theta, \hat{\theta}$	Proportion of aquatic forms that develop into female mosquitoes.
γ	Rate of the aquatic forms transition into terrestrial forms.
$\xi, \hat{\xi}$	Biomass transition factor from aquatic into terrestrial forms.
$\mu_y, \hat{\mu}_y$	Natural death rate of the mosquitoes of type y , where y denotes one of the adult mosquito-types.
a_V, a_H	Return rates of reproductive females to the breeding site from the from, respectively, vertebrates (a_V) and human (a_H) habitats.
b	Rate at which mosquitoes leave the breeding site for questing.
ω	The human blood preference factor.
τ_V	Effective mass action contact parameter between zoophilic mosquitoes and vertebrates.
τ_H	Effective mass action contact parameter between anthropophilic mosquitoes and humans.
p, q	Probabilities that a mosquito successfully harvests a blood meal from a human (p) or vertebrate (q) population. $0 \leq p, q \leq 1$.
μ_{A1}	Natural death rate per aquatic life form.
μ_{A2}	Additional death due to overcrowding of aquatic forms
S	Constant mass action contact parameters between female and male mosquitoes.
L_P	Carrying capacity of the pond.

Table 2: Table of parameters and their descriptions. The "hatted" parameters are rescaled in the process of multiscale analysis, and the "unhatted" versions are the reference values.

where $\hat{A}, \dots, \hat{Q}_H$ are all non-negative.

2.1 Asymptotic reduction

In this section, we formally simplify system (1) using an asymptotic approach based on the existence of multiple time scales in it. Then, the reduced systems allow for a detailed mathematical analysis, which can be translated back to the level of (1). To identify the different time scales, we refer to biological considerations.

1. There is evidence, [9, 13, 25], that the life span of newly hatched male mosquitoes M_B is much shorter than that of the females F_B , that is, $\hat{\mu}_{M_B}$ is much larger than $\hat{\mu}_{F_B}$. To ensure that despite the high mortality of the males, their population does not vanish, the recruitment rate of the males must be of a comparable magnitude. Since $\hat{\theta} \in (0, 1)$ and making γ large would drive A to extinction, the only possibility is that $\hat{\xi}$ is also large. However, if we want to keep μ_{F_B} and S at the slow-time scale, the recruitment of F_B must also be slow, which yields that $\hat{\theta}$ must be small. Thus, we re-label the parameters as $\epsilon \hat{\mu}_{M_B} = \mu_{M_B}$, $\epsilon \hat{\xi} = \xi$ and $\hat{\theta} = \epsilon \theta$, where ϵ is a small positive parameter and μ_{M_B}, ξ, θ are $O(1)$ quantities.

This argument results in the singularly perturbed system

$$\begin{aligned}
A' &= \Lambda(R_H, R_V) \left(1 - \frac{A}{L_P}\right) - (\gamma + \mu_{A1} + \mu_{A2}A) A, \\
\epsilon M_B' &= (1 - \epsilon\theta)\xi\gamma A - \mu_{M_B} M_B, \\
F_B' &= \theta\xi\gamma A - S M_B F_B - \mu_{F_B} F_B, \\
B' &= S M_B F_B + a_H R_H + a_V R_V - bB - \mu_B B, \\
Q_H' &= b\omega B - \tau_H H Q_H - \mu_{Q_H} Q_H, \\
Q_V' &= b(1 - \omega)B - \tau_V V Q_V - \mu_{Q_V} Q_V, \\
R_H' &= p\tau_H H Q_H - a_H R_H - \mu_{R_H} R_H, \\
R_V' &= q\tau_V V Q_V - a_V R_V - \mu_{R_V} R_V.
\end{aligned} \tag{4}$$

Note that (4) is the same as (1) if $\epsilon = \frac{\mu_{M_B}}{\hat{\mu}_{M_B}} = \frac{\xi}{\hat{\xi}} = \frac{\hat{\theta}}{\theta}$, so ϵ is small if $\hat{\mu}_{M_B}$ and $\hat{\xi}$ are large and $\hat{\theta}$ is small. We emphasize that this does not place any restriction on ϵ as we have the freedom of choosing μ_B , ξ and θ as long as they are of the same magnitude as the other parameters.

Letting $\epsilon = 0$, we arrive at the equation of the slow manifold (quasi-steady state), [6, 16, 14],

$$M_B = \frac{\xi\gamma A}{\mu_{M_B}}, \tag{5}$$

and the reduced model

$$\begin{aligned}
A' &= \Lambda(R_H, R_V) \left(1 - \frac{A}{L_P}\right) - (\gamma + \mu_{A1} + \mu_{A2}A) A, \\
F_B' &= \theta\xi\gamma A - \frac{S\xi\gamma}{\mu_{M_B}} A F_B - \mu_{F_B} F_B, \\
B' &= \frac{S\xi\gamma}{\mu_{M_B}} A F_B + a_H R_H + a_V R_V - bB - \mu_B B, \\
Q_H' &= b\omega B - \tau_H H Q_H - \mu_{Q_H} Q_H, \\
Q_V' &= b(1 - \omega)B - \tau_V V Q_V - \mu_{Q_V} Q_V, \\
R_H' &= p\tau_H H Q_H - a_H R_H - \mu_{R_H} R_H, \\
R_V' &= q\tau_V V Q_V - a_V R_V - \mu_{R_V} R_V.
\end{aligned} \tag{6}$$

2. The other natural assumption is that male and young female dynamics are fast. We argue, as in the previous case, that to prevent both populations from becoming extinct, we need to have also fast recruitment rates, so we assume that ξ is large, but here, there is no need to change the sex differentiation factor θ . Thus, we re-label the parameters as $\epsilon\hat{\mu}_{M_B} = \mu_{M_B}$, $\epsilon\hat{\mu}_{F_B} = \mu_{F_B}$ and $\epsilon\xi = \xi$, where ϵ is a small positive parameter, $\hat{\theta} = \theta$ and $\theta, \mu_{M_B}, \mu_{F_B}$ and ξ are $O(1)$. Hence, the slow manifold is given by

$$M_B = \frac{(1 - \theta)\xi\gamma A}{\mu_{M_B}}, \quad F_B = \frac{\theta\xi\gamma A}{\mu_{F_B}} \tag{7}$$

and the reduced system is

$$\begin{aligned}
A' &= \Lambda(R_H, R_V) \left(1 - \frac{A}{L_P}\right) - (\gamma + \mu_{A1} + \mu_{A2}A) A, \\
B' &= \frac{S\theta(1 - \theta)\xi^2\gamma^2}{\mu_{M_B}\mu_{F_B}} A^2 + a_H R_H + a_V R_V - bB - \mu_B B, \\
Q_H' &= b\omega B - \tau_H H Q_H - \mu_{Q_H} Q_H, \\
Q_V' &= b(1 - \omega)B - \tau_V V Q_V - \mu_{Q_V} Q_V, \\
R_H' &= p\tau_H H Q_H - a_H R_H - \mu_{R_H} R_H, \\
R_V' &= q\tau_V V Q_V - a_V R_V - \mu_{R_V} R_V.
\end{aligned} \tag{8}$$

We observe that (5) amounts to a biologically reasonable assumption that the newly emerging males are proportional to the existing biomass at a given time. Similarly, (7) translates into the assumption that females and males hatch in the numbers proportional to the current aquatic biomass. The advantage of the multiscale approach is that it explicitly gives us the proportionality constants. We also note that we can exploit other possible fast processes, e.g., assuming the additional high female death rate due to the dangers of mating, which leads to even smaller systems with similar dynamics. Such models, which can also be derived from first principles, are discussed in [5]. Here, we shall focus on (5) and (6) as the analysis of (7), (8) can be carried out in the same way.

3 Analysis of (6)

In this section, we shall analyse the dynamics of (6). As our approach uses extensively the theory of monotone systems, we begin with the relevant notation. We denote open and closed positive cones in \mathbb{R}^7 by

$$\mathbb{R}_+^n = (0, \infty)^n, \quad \overline{\mathbb{R}}_+^n = [0, \infty)^n.$$

The latter introduces a partial order in \mathbb{R}^n . Accordingly, for any $\mathbf{a}, \mathbf{b} \in \mathbb{R}^n$, we write (i) $\mathbf{a} \leq \mathbf{b}$ when $a_i \leq b_i$, (ii) $\mathbf{a} < \mathbf{b}$ when $a_i \leq b_i$ and $\mathbf{a} \neq \mathbf{b}$, (iii) $\mathbf{a} \ll \mathbf{b}$ when $a_i < b_i$, where $i = 1, \dots, n$. For $\mathbf{a} \leq \mathbf{b}$, we introduce order intervals

$$[\mathbf{a}, \mathbf{b}] = \{\mathbf{x} \in \mathbb{R}^n : \mathbf{a} \leq \mathbf{x} \leq \mathbf{b}\},$$

and for $\mathbf{a} \ll \mathbf{b}$,

$$[\mathbf{a}, \mathbf{b}) = \{\mathbf{x} \in \mathbb{R}^n : \mathbf{a} \leq \mathbf{x} \ll \mathbf{b}\}.$$

For future use, denote

$$\begin{aligned} \mathbf{x} &= (A, F_B, B, Q_H, Q_V, R_H, R_V), \quad \dot{\mathbf{x}} = \left(\dot{A}, \dot{F}_B, \dot{B}, \dot{Q}_H, \dot{Q}_V, \dot{R}_H, \dot{R}_V \right) \\ \alpha &= \frac{S\xi\gamma}{\mu_{MB}}, \quad l = L_P^{-1}, \quad \sigma_H = \tau_H H, \quad \sigma_V = \tau_V V, \quad T_B = b + \mu_B, \\ T_{Q_H} &= \mu_{Q_H} + \sigma_H, \quad T_{Q_V} = \mu_{Q_V} + \sigma_V, \quad T_{R_H} = \mu_{R_H} + a_H, \quad T_{R_V} = \mu_{R_V} + a_V. \end{aligned} \quad (9)$$

Lemma 3.1 *Consider the system represented by (6) and let $\lambda : [0, \infty) \rightarrow [0, \infty)$ be any oviposition rate. Then the flow of (6) is positively invariant on the set*

$$\Omega = \left\{ \mathbf{x} \in \overline{\mathbb{R}}_+^7 : 0 \leq A \leq L_P, \quad 0 \leq F_B \leq \frac{\theta\mu_{MB}}{S} \right\}. \quad (10)$$

Proof. The positivity follows as the off-diagonal terms in (6) are nonnegative for nonnegative \mathbf{x} , [22, Theorem B.7]. The other bounds follow from the fact that $A'(L_P) < 0$ and $F_B'(\frac{\theta\mu_B}{S}) < 0$. \square

Theorem 3.1 *Assume that the partial derivatives $\Lambda_{R_H}(R_H, R_Q)$ and $\Lambda_{R_Q}(R_H, R_Q)$ are nonnegative on $\overline{\mathbb{R}}_+^2$. Then (6) is a cooperative system on Ω .*

Proof. Let

$$\mathcal{J}(\mathbf{x}) = \begin{pmatrix} J_{11} & 0 & 0 & 0 & 0 & (1-lA)\Lambda_{R_H} & (1-lA)\Lambda_{R_V} \\ J_{21} & J_{22} & 0 & 0 & 0 & 0 & 0 \\ \alpha F_B & \alpha A & -T_B & 0 & 0 & a_H & a_V \\ 0 & 0 & b\omega & -T_{Q_H} & 0 & 0 & 0 \\ 0 & 0 & b(1-\omega) & 0 & -T_{Q_V} & 0 & 0 \\ 0 & 0 & 0 & p\sigma_H & 0 & -T_{R_H} & 0 \\ 0 & 0 & 0 & 0 & q\sigma_V & 0 & -T_{R_V} \end{pmatrix}, \quad (11)$$

where

$$J_{11} = -\mu_{A1} - \gamma - 2A\mu_{A2} - l\Lambda(R_H, R_V), \quad J_{21} = \gamma\xi\theta - \alpha F_B, \quad J_{22} = -\alpha A - \mu_{F_B}, \quad (12)$$

be the Jacobian matrix of (6). By (10) and the assumption, $J_{21} \geq 0$, $(1-lA)\Lambda_{R_H} \geq 0$ and $(1-lA)\Lambda_{R_V} \geq 0$, so that $\mathcal{J}(\mathbf{x})$ is a Metzler matrix on Ω . \square

Remark 3.1 The typical forms of λ satisfying the assumption of Theorem 3.1 are $\lambda(R) = \lambda_0$ for some constant λ_0 , see [10, 1, 18] or a Holling type function with $a_H = a_V = a$

$$\Lambda(R) = \lambda_0 a \frac{R}{c + R}.$$

Indeed, for $i = H, V$,

$$\Lambda_{R_i}(R_H, R_V) = \lambda_0 \frac{ac}{(c + R)^2} \geq 0.$$

In the first case, the per capita oviposition rate is not affected by the overcrowding, the growth of the resulting aquatic forms is constrained by the pond's carrying capacity so the aquatic population cannot exceed L_P irrespective of the number of ovipositing females. On the other hand, the Holling type rate models the situation when the average per capita oviposition rate decreases with overcrowding, but the total number of laid eggs does not decrease to zero.

For the rest of this work, we shall assume that the mosquito population belongs to Ω . To proceed with the analysis, we assume that

$$\Lambda(R_H, R_A) = \lambda_0(a_H R_H + a_V R_V). \quad (13)$$

Next, we consider the existence of equilibria. The equation for equilibria can be written as

$$\begin{aligned} 0 &= \Lambda(R_H, R_V)(1 - lA) - (\gamma + \mu_{A1} + \mu_{A2}A)A, \\ 0 &= \theta\xi\gamma A - \alpha A F_B - \mu_{F_B} F_B, \\ 0 &= \mathcal{L}\mathbf{y} + \mathbf{G}, \end{aligned} \quad (14)$$

where

$$\mathcal{L} = \begin{pmatrix} -T_B & 0 & 0 & a_H & a_V \\ b\omega & -T_{Q_H} & 0 & 0 & 0 \\ b(1-\omega) & 0 & -T_{Q_V} & 0 & 0 \\ 0 & p\sigma_H & 0 & -T_{R_H} & 0 \\ 0 & 0 & q\sigma_V & 0 & -T_{R_V} \end{pmatrix}, \quad \mathbf{y} = \begin{pmatrix} B \\ Q_H \\ Q_V \\ R_H \\ R_V \end{pmatrix}, \quad \mathbf{G} = \begin{pmatrix} \alpha A F_B \\ 0 \\ 0 \\ 0 \\ 0 \end{pmatrix}.$$

We have

$$F_B^*(A) = \frac{\theta\xi\gamma A}{\mu_{F_B} + \alpha A}$$

and, using the fact that \mathcal{L} is a nonsingular Metzler matrix,

$$\mathbf{y}^*(A) = -\mathcal{L}^{-1} \begin{pmatrix} \frac{\theta\xi\gamma\alpha A^2}{\mu_{F_B} + \alpha A} \\ 0 \\ 0 \\ 0 \\ 0 \end{pmatrix} =: -\mathcal{L}^{-1} \begin{pmatrix} f \\ 0 \\ 0 \\ 0 \\ 0 \end{pmatrix},$$

and the coordinates of

$$b(A) := (F_B^*(A), \mathbf{y}^*(A)) \quad (15)$$

are increasing functions of A . In particular,

$$F_B^*(A) \leq \lim_{A \rightarrow \infty} \frac{\theta\xi\gamma A}{\mu_{F_B} + \alpha A} = \frac{\theta\xi\gamma}{\alpha} = \frac{\theta\mu_{M_B}}{S}.$$

To derive the equation for A^* , we need parameters related to \mathcal{L}^{-1} . First,

$$\mathcal{L} := \det \mathcal{L} = T_{R_H} T_{R_V} T_{Q_H} T_{Q_V} T_B (\mathcal{R} - 1),$$

where

$$\mathcal{R} := \frac{b}{b + \mu_B} \left(\frac{(1-\omega)qav}{av + \mu_{R_V}} \frac{\tau_V V}{\tau_V V + \mu_{Q_V}} + \frac{\omega pa_H}{a_H + \mu_{R_H}} \frac{\tau_H H}{\tau_H H + \mu_{Q_H}} \right) = \frac{b}{T_B} \left(\frac{(1-\omega)qav}{T_{R_V}} \frac{\sigma_V}{T_{Q_V}} + \frac{\omega pa_H}{T_{R_H}} \frac{\sigma_H}{T_{Q_H}} \right)$$

gives the average number of reproducing females produced from one breeding female. We observe that in this model, we have $\mathcal{R} < 1$. Then,

$$\begin{aligned} R_H &= -f \frac{bT_{R_V}T_{Q_V}\omega p a_H \sigma_H}{a_H \mathbb{L}} = f \frac{b\omega p a_H \sigma_H}{a_H T_{R_H}T_{Q_H}T_B(1-\mathcal{R})} \\ R_V &= -f \frac{bT_{R_H}T_{Q_H}(1-\omega)q a_V \sigma_V}{a_V \mathbb{L}} = f \frac{b(1-\omega)q a_V \sigma_V}{a_V T_{R_V}T_{Q_V}T_B(1-\mathcal{R})}. \end{aligned} \quad (16)$$

Hence,

$$a_H R_H + a_V R_V = f \frac{\mathcal{R}}{1-\mathcal{R}}, \quad (17)$$

and further

$$B = f \frac{1}{(b + \mu_B)(1-\mathcal{R})}, \quad Q_H = f \frac{b\omega}{T_{Q_H}T_B(1-\mathcal{R})}, \quad Q_V = f \frac{b(1-\omega)}{T_{Q_V}T_B(1-\mathcal{R})}. \quad (18)$$

We shall need

$$\rho \mathcal{D} := \frac{\lambda_0 \theta \xi \gamma}{\mu_{A_2}} \mathcal{D} = \frac{\lambda_0 \theta \xi \gamma}{\mu_{A_2}} \frac{\mathcal{R}}{1-\mathcal{R}},$$

and

$$\Gamma := \frac{\gamma + \mu_{A_1}}{\mu_{A_2}}, \quad \Delta := \frac{\mu_{F_B}}{\alpha}.$$

Then, substituting (17) into the first equation of system (14), after some algebra, we obtain the equation determining the equilibrium values of A as

$$A((l\rho\mathcal{D} + 1)A^2 + (\Gamma + \Delta - \rho\mathcal{D})A + \Gamma\Delta) = 0. \quad (19)$$

To analyze the nonzero equilibrium values, we see that at any non-zero equilibrium of A we have

$$\rho\mathcal{D} = \frac{A^2 + (\Gamma + \Delta)A + \Gamma\Delta}{A(1-lA)} =: F(A), \quad 0 < A < L_P.$$

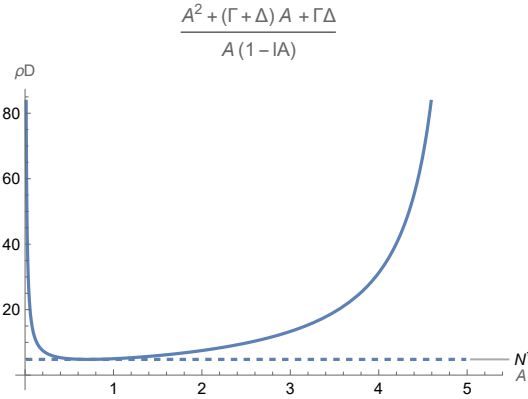


Figure 2: Saddle-node bifurcation in the model.

We see that $\lim_{A \rightarrow 0, l^{-1}} F(A) = \infty$ and $F(A)$ is monotonically decreasing on $(0, A_{12})$ and monotonically increasing on (A_{12}, l^{-1}) , where the minimum of F is given by

$$A_{12} = \frac{l\Gamma\Delta + \sqrt{l^2\Gamma^2\Delta^2 + \Gamma\Delta + \Gamma\Delta(1 + (\Gamma + \Delta)l)}}{1 + (\Gamma + \Delta)l}.$$

We define

$$N^* = F(A_{12}),$$

and let A_1 and A_2 be, respectively, the smaller and the larger root of $F(A) = \rho\mathcal{D}$ if $\rho\mathcal{D} > N^*$.

To find N^* , it is easier to use the fact that for $\rho\mathcal{D} = N^*$, the quadratic equation in (19) has one double root, that is, its discriminant must be zero. This gives

$$N^* = \Gamma + \Delta + 2l\Gamma\Delta + 2\sqrt{\Gamma\Delta + l(\Gamma + \Delta)\Gamma\Delta + l^2\Gamma^2\Delta^2}$$

In the special case $l = 0$,

$$N^* = \left(\sqrt{\Gamma} + \sqrt{\Delta}\right)^2, \quad A_{12} = \sqrt{\Gamma\Delta}. \quad (20)$$

We define

$$\mathbf{x}(A) = (A, b(A)).$$

We can now summarize our considerations in the following theorem.

Theorem 3.2 (Existence of Steady State Solutions) *1. If $\rho\mathcal{D} < N^*$, then there is only a trivial steady state.*

2. If $\rho\mathcal{D} = N^$, then the trivial steady state coexists with one strictly positive steady state $\mathbf{x}(A_{12}) \gg \mathbf{0}$.*

3. If $\rho\mathcal{D} > N^$, then there are the trivial steady state and two strictly positive steady states $\mathbf{x}(A_2) \gg \mathbf{x}(A_1) \gg \mathbf{0}$.*

Furthermore, for $\rho\mathcal{D} > N^$, $A_1(\rho\mathcal{D})$ monotonically decreases from A_{12} to 0 and $A_2(\rho\mathcal{D})$ monotonically increases from A_{12} to L_P as $\rho\mathcal{D}$ increases from N^* to ∞ . Thus, the smaller equilibrium $\mathbf{x}(A_1)$ monotonically decreases to $\mathbf{0}$ and the larger equilibrium $\mathbf{x}(A_2)$ monotonically increases to $(L_P, b(L_P))$ as $\rho\mathcal{D} \rightarrow \infty$.*

Next, we shall focus on the stability of the steady states. To continue, we define the point

$$\boldsymbol{\eta} = \left(L_P, \frac{\theta\mu_B}{S}, B^0, Q_H^0, Q_V^0, R_H^0, R_V^0 \right) = \left(L_P, \frac{\theta\mu_B}{S}, \mathbf{y}^0 \right), \quad \text{with } \mathbf{y}^0 = -\mathcal{L}^{-1} \begin{pmatrix} \theta\xi\gamma L_P \\ 0 \\ 0 \\ 0 \\ 0 \end{pmatrix}. \quad (21)$$

We see that $\boldsymbol{\eta} \in \Omega$, hence $[\mathbf{0}, \boldsymbol{\eta}] \subset \Omega$.

Theorem 3.3 *Suppose (13) holds and $\rho\mathcal{D} < N^*$, where N^* is defined by (20). Then, the trivial steady state is globally asymptotically stable on Ω .*

Proof. Let us write (6) as

$$\mathbf{x}' = \mathbf{f}(\mathbf{x}). \quad (22)$$

We have $\mathbf{f}(\boldsymbol{\eta}) = \left(-(\gamma + \mu_{A1} + \mu_{A2}L_P)L_P, -\frac{\mu_{FB}\theta\mu_B}{S}, 0, 0, 0, 0, 0 \right)$. By (16) and (18) with $f = \theta\xi\gamma L_P$, we have $\boldsymbol{\eta} \gg \mathbf{0}$. Further, $\mathbf{f}(\boldsymbol{\eta}) < \mathbf{0}$ and $\mathbf{f}(\mathbf{0}) = \mathbf{0}$. Since, by assumption and Theorem 3.2, the trivial steady state is the only steady state in $[\mathbf{0}, \boldsymbol{\eta}]$, we conclude that the trivial steady state is globally and asymptotically stable in $[\mathbf{0}, \boldsymbol{\eta}]$, see [1] or [4, Theorem 8.30].

Next, for any $m \in \mathbb{N}$, we define

$$\boldsymbol{\eta}_m = \left(L_P, \frac{\theta\mu_B}{S}, m\mathbf{y}^0 \right). \quad (23)$$

Then, since

$$\theta\xi\gamma L_P + a_H R_H + a_V R_V - bB - \mu_B B = 0,$$

we get

$$a_H R_H + a_V R_V - bB - \mu_B B < 0.$$

Hence,

$$\theta\xi\gamma L_P + ma_H R_H + ma_V R_V - mbB - m\mu_B B < 0,$$

and therefore

$$\mathcal{L}\boldsymbol{\eta}_m + \begin{pmatrix} \theta\xi\gamma L_P \\ 0 \\ 0 \\ 0 \\ 0 \end{pmatrix} \leq \mathbf{0}.$$

Thus, $\mathbf{f}(\boldsymbol{\eta}_m) \leq \mathbf{0}$ for any $m \in \mathbb{N}$ and we therefore $\mathbf{0}$ is globally asymptotically stable on Ω . \square

We precede the analysis of the $\rho\mathcal{D} \geq N^*$ case with the following lemma.

Lemma 3.2 *Suppose (13) holds and $\rho\mathcal{D} > N^*$. There exist points \mathbf{y}, \mathbf{z} in Ω such that $\mathbf{0} \ll \mathbf{y} \ll \mathbf{x}^*(A_1) \ll \mathbf{z} \ll \mathbf{x}^*(A_2)$, $\mathbf{f}(\mathbf{y}) < \mathbf{0}$ and $\mathbf{f}(\mathbf{z}) > \mathbf{0}$.*

Proof. Steady states of (6) are obtained by solving (14). Dropping the first equation of (14), we get

$$\begin{aligned} 0 &= \theta\xi\gamma A - \alpha A F_B - \mu_{F_B} F_B, \\ 0 &= \mathcal{L}\mathbf{y} + \mathbf{G}. \end{aligned} \tag{24}$$

For each $A \in [0, L_P]$, we consider the point $\mathbf{b}(A)$ defined in (15). If $A = A_1$ or $A = A_2$, then $(A_i, \mathbf{b}(A_i))$, $i = 1, 2$, is a steady state of (6). To ensure that this is not the case, we consider the first equation of (14) and solve for A the inequality

$$-AP_2(A) > 0, \tag{25}$$

where $P_2(A)$ the quadratic polynomial in (19). Since $A > 0$, we see that

1. $-AP_2(A) > 0$ if and only if $A \in (A_1, A_2)$ and
2. $-AP_2(A) < 0$ if and only if $A \in (0, A_1) \cup (A_2, L_P]$.

To complete the proof, we define $\mathbf{y} = (y, \mathbf{b}(y))$ and $\mathbf{z} = (z, \mathbf{b}(z))$, where y is any point in $(0, A_1)$ and z is any point in (A_1, A_2) and apply the fact that $b(A)$ is a strictly increasing function of A . \square

Theorem 3.4 *Suppose (13) holds.*

1. Let $\rho\mathcal{D} > N^*$. Then $[\mathbf{0}, \mathbf{x}^*(A_1)]$ and $\{\mathbf{x} \in \Omega : \mathbf{x} \geq \mathbf{x}^*(A_1)\}$ are positively invariant and the steady states $\mathbf{0}$ and $\mathbf{x}^*(A_2)$ are globally asymptotically stable on, respectively, $[\mathbf{0}, \mathbf{x}^*(A_1)] \setminus \{\mathbf{x}^*(A_1)\}$ and $\{\mathbf{x} \in \Omega : \mathbf{x} > \mathbf{x}^*(A_1)\}$.
2. Let $\rho\mathcal{D} = N^*$. Then $[\mathbf{0}, \mathbf{x}^*(A_{12})]$ and $\{\mathbf{x} \in \Omega : \mathbf{x} \geq \mathbf{x}^*(A_{12})\}$ are positively invariant and the steady states $\mathbf{0}$ and $\mathbf{x}^*(A_{12})$ are globally asymptotically stable on, respectively, $[\mathbf{0}, \mathbf{x}^*(A_{12})] \setminus \{\mathbf{x}^*(A_{12})\}$ and $\{\mathbf{x} \in \Omega : \mathbf{x} > \mathbf{x}^*(A_{12})\}$.

Proof. Consider statement 1. The invariance of $[\mathbf{0}, \mathbf{x}^*(A_1)]$ follows directly from [4, Theorem 8.30]. Using the same result, we see that $[\mathbf{0}, \boldsymbol{\eta}_m]$, where $\boldsymbol{\eta}_m$ was defined in (23), is invariant, and we obtain the invariance of $\{\mathbf{x} \in \Omega : \mathbf{x} \geq \mathbf{x}^*(A_1)\}$ by passing with m to ∞ .

Now, let the points \mathbf{y} and \mathbf{z} be as constructed in the proof of Lemma 3.2. We can make \mathbf{y} as close to A_1 as we wish, and thus $\mathbf{b}(\mathbf{y}) \ll \mathbf{x}^*(A_1)$ can be arbitrarily close coordinatewise to $\mathbf{x}^*(A_1)$. Since $\mathbf{f}(\mathbf{y}) < \mathbf{0}$, $\mathbf{0}$ is globally asymptotically stable on $[\mathbf{0}, \mathbf{x}^*(A_1))$.

Moreover, for sufficiently large m , we have $\mathbf{x}^*(A_1) \ll \mathbf{z} \ll \mathbf{x}^*(A_2) \ll \boldsymbol{\eta}_m$, with $\mathbf{f}(\boldsymbol{\eta}_m) < \mathbf{0}$ and $\mathbf{b}(\mathbf{z})$ can be chosen arbitrarily close to \mathbf{x}^* . Thus, $\mathbf{x}^*(A_2)$ is globally asymptotically stable on $\{\mathbf{x} \in \Omega : \mathbf{x} \gg \mathbf{x}^*(A_1)\}$.

To shorten notation, we denote

$$\mathbf{x}^*(A_1) = \mathbf{x}^* = (x_1^*, \dots, x_7^*)$$

and show that the stability can be extended to the faces

$$\begin{aligned} I_i &= \{\mathbf{x} : x_i = x_i^*, 0 \leq x_j \leq x_j^* \setminus \{\mathbf{x}^*\}, \quad j = 1, \dots, 7, \\ J_i &= \{\mathbf{x} \in \Omega : x_i = x_i^*, x_j \geq x_j^* \setminus \{\mathbf{x}^*\}, \quad j = 1, \dots, 7. \end{aligned} \quad (26)$$

We observed that both sets $[\mathbf{0}, \mathbf{x}^*(A_1)]$ and $\{\mathbf{x} \in \Omega : \mathbf{x} \geq \mathbf{x}^*(A_1)\}$ are invariant. We can directly check that no face (26) is invariant. Indeed, consider first I_1 . Then $f_1(x_1^*, x_6, x_7) < 0$ if $0 < x_6 < x_6^*$ or $0 < x_7 < x_7^*$ and thus the only invariant part of I_1 can be $x_1 = x_1^*, x_6 = x_6^*$ and $x_7 = x_7^*$. But then $f_6(x_4, x_6^*) < 0$ or $f_7(x_5, x_7^*) < 0$ unless $x_4 = x_4^*$ and $x_5 = x_5^*$. Hence, the only invariant subset can be $x_1 = x_1^*, x_4 = x_4^*, x_5 = x_5^*, x_6 = x_6^*, x_7 = x_7^*$. Then, however, $f_4(x_3, x_5^*) < 0$ or $f_5(x_3, x_5^*) < 0$ unless $x_3 = x_3^*$. Arguing as above, $f_3(x_1^*, x_2, x_3^*, x_6^*, x_7^*) < 0$ unless $x_2 = x_2^*$. But then we are at \mathbf{x}^* . The other I'_i s and J'_i s, $i = 1, \dots, 7$, follow in an analogous way.

Hence, trajectories originating from the faces must enter the interior of the respective order intervals and thus converge to the equilibria in them.

To prove 2., we observe that we can repeat the above considerations for $A_{12} = A_1 = A_2$. \square

Corollary 3.1 *Under assumptions of Theorem 3.4 1., the steady state $\mathbf{x}^*(A_1)$ is unstable. If the assumptions of Theorem 3.4 2. are satisfied, the steady state $\mathbf{x}^*(A_{12})$ is unstable.*

Proof. In both cases, the steady states do not attract trajectories of the order interval extending from $\mathbf{0}$ to them. \square

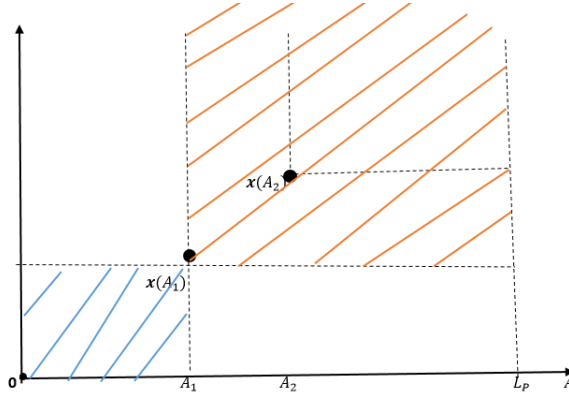


Figure 3: 2-dimensional representation of the case $N > N^*$. The horizontal axis represents the aquatic lifeforms, while all other coordinates are combined on the vertical axis. The box shaded in orange represents the basin of attraction for the steady state $\mathbf{x}^*(A_2)$, while the box shaded in blue represents the basin of attraction of the trivial steady state.

4 Asymptotic equivalence of the dynamics

To formulate the result on the equivalence of dynamics of (4) and (6), we first introduce the necessary notation. Let

$$\mathbf{x}_\epsilon(t) := (A_\epsilon(t), M_{B,\epsilon}(t), F_{B,\epsilon}(t), B_\epsilon(t), Q_{H,\epsilon}(t), Q_{V,\epsilon}(t), R_{H,\epsilon}(t), R_{V,\epsilon}(t))$$

be the solution to (4) with the initial condition $\mathbf{x}_\epsilon(0) = \hat{\mathbf{x}}$, and

$$\mathbf{x}_0(t) := (A_0(t), F_{B,0}(t), B_0(t), Q_{H,0}(t), Q_{V,0}(t), R_{H,0}(t), R_{V,0}(t)),$$

be the solution to (6) with $\mathbf{x}_0(0) = (\hat{A}, \hat{F}_B, \hat{B}, \hat{Q}_H, \hat{Q}_V, \hat{R}_H, \hat{R}_V)$, and

$$M_{B,0}(t) = \frac{\xi\gamma}{\mu_{M_B}} A_0(t).$$

We have

Theorem 4.1 *Let*

$$(\hat{A}, \hat{F}_B, \hat{B}, \hat{Q}_H, \hat{Q}_V, \hat{R}_H, \hat{R}_V) \in \begin{cases} \Omega & \text{for } \mathcal{D} < \rho^{-1}N^*, \\ ([\mathbf{0}, \mathbf{x}(A^*)] \setminus \{\mathbf{x}(A^*)\}) \cup \{\mathbf{x} \in \Omega : \mathbf{x} > \mathbf{x}(A^*)\} & \text{for } \mathcal{D} \geq \rho^{-1}N^*, \end{cases}$$

where $A^* = A_1$ if $\mathcal{D} > \rho^{-1}N^*$ and $A^* = A_{12}$ if $\mathcal{D} = \rho^{-1}N^*$, and $\hat{M}_B \geq 0$ be arbitrary. Then

$$(A_\epsilon(t), F_{B,\epsilon}(t), B_\epsilon(t), Q_{H,\epsilon}(t), Q_{V,\epsilon}(t), R_{H,\epsilon}(t), R_{V,\epsilon}(t)) = \mathbf{x}_0(t) + O(\epsilon), \quad \epsilon \rightarrow 0, \quad (27)$$

uniformly for $t \in [0, \infty)$, and, for any $t_0 > 0$,

$$M_{B,\epsilon}(t) = M_{B,0}(t) + O(\epsilon), \quad \epsilon \rightarrow 0, \quad (28)$$

uniformly for $t \in [t_0, \infty)$.

Before the proof, we note that (28) is valid only on intervals separated from zero because we have not included the initial layer to compensate for the fact that arbitrary initial conditions cannot satisfy (5). As explained in [3, 2], this can be easily remedied, but we skip this part to shorten the discussion.

Proof. The proof is a standard application of [3, Theorem 1 & Remark 3], see also [7, Appendices A & B]. It is easy to see that all assumptions of the classical Tikhonov theorem, [24], are satisfied, with (5) defining the only quasi-steady state whose all points are uniformly asymptotically stable equilibria of the fast equation $\frac{\tilde{M}_B}{d\tau} = \xi\gamma A - \mu_{M_B} \tilde{M}_B$, $\tau = t/\epsilon$, and any \tilde{M}_B belongs to the basin of attraction of

$$\frac{\tilde{M}_B}{d\tau} = \xi\gamma \hat{A} - \mu_{M_B} \tilde{M}_B \quad (29)$$

for any \hat{A} (see assumptions a)–d) of [7, Appendix A]). This gives the validity of the approximation (27) and (28) on bounded time intervals. To extend it to infinite intervals, we use [3, Remark 3], which ensures that it is possible for any $X_\epsilon(t)$ emanating from $(\hat{A}, \hat{M}_B, \hat{F}_B, \hat{B}, \hat{Q}_H, \hat{Q}_V, \hat{R}_H, \hat{R}_V)$ such that $(\hat{A}, \hat{F}_B, \hat{B}, \hat{Q}_H, \hat{Q}_V, \hat{R}_H, \hat{R}_V)$ is in the domain of attraction of a (hyperbolic) equilibrium of (6), and \hat{F}_B is in the basin of attraction of equilibria of (29), that is, it is arbitrary. Then, e.g., [3, Theorem 1] ensures that $X_\epsilon(t)$ converges to $(A_0(t), M_{B,0}(t), F_{B,0}(t), B_0(t), Q_{H,0}(t), Q_{V,0}(t), R_{H,0}(t), R_{V,0}(t))$ uniformly in t on any interval $[0, \infty)$, except for $M_B(t)$, which converges to $M_{B,0}(t)$ uniformly on $[t_0, \infty)$ for any $t_0 > 0$.

To get the order of convergence in (27) and (28), we use the higher order result, [2, Theorem 3], and obtain the desired result by retaining only zero-order terms, as explained in [7, Theorem B.2]. \square

5 Numerical Simulations

We now numerically solve systems (6) and (4), and compare the results for different values of ϵ . The parameter values used are: $\lambda_0 = 5, a_H = 0.8, a_V = 0.8, L_P = 1000, \gamma = 0.1, \mu_{A_1} = 0.001, \mu_{A_2} = 0.0002, \theta = 0.5, \xi = 1, \mu_{M_B} = \frac{1}{20}, \mu_{F_B} = \frac{1}{20}, b = 1, \omega = 0.5, \tau_H = 0.05, \tau_V = 0.05, \mu_{Q_H} = \frac{1}{20}, \mu_{Q_V} = \frac{1}{20}, \mu_{R_H} = \frac{1}{20}, \mu_{R_V} = \frac{1}{20}, \mu_B = \frac{1}{20}, p = 0.8, q = 0.9, S = 0.01$. With these parameter values, we have three steady-state solutions corresponding to $A_0 = 0, A_1 = 4.99212$, and $A_2 = 142.943$. As we see, our approximations are good even when $\epsilon = 0.3$. $\epsilon = 0.3$ means that the death rate of the male mosquitoes is about three times higher than that of the newly hatched female mosquitoes. This is quite reasonable since male mosquitoes typically live for 6 to 7 days while the females live for 14 to 28 days, [23].

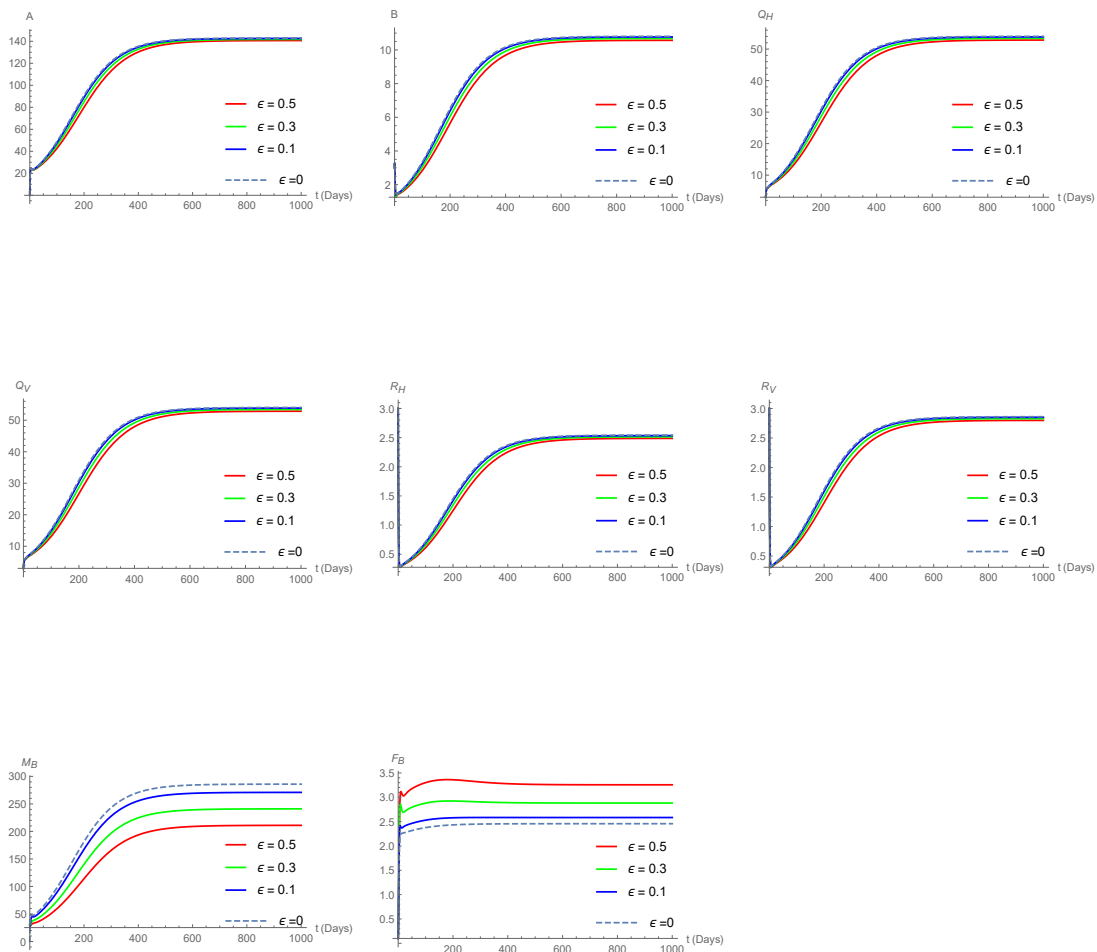


Figure 4: The quality of approximation for initial conditions in the basin of attraction of the stable equilibrium $\boldsymbol{x}(142.943)$ for different values of ϵ ; the case $\epsilon = 0$ corresponds to the solution of (6).

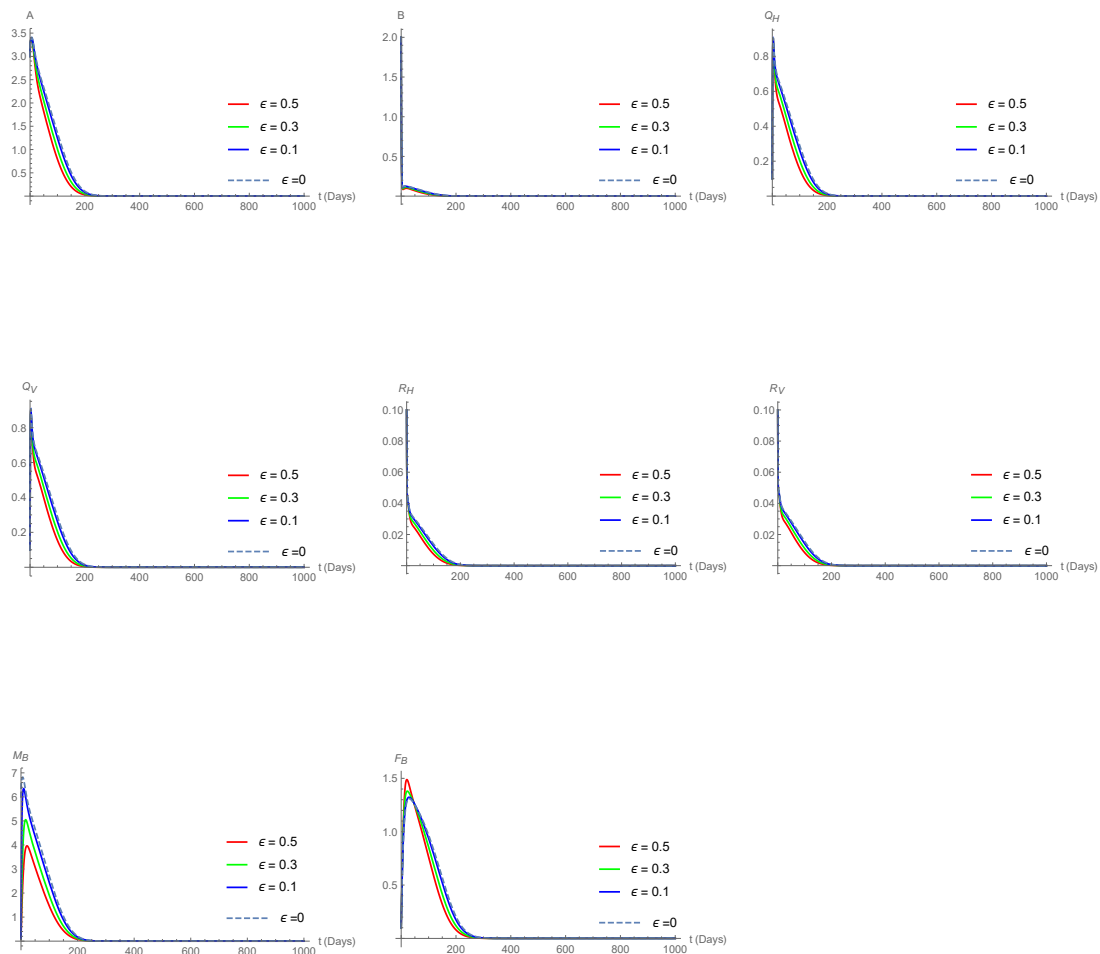


Figure 5: The parameter values used here are the same as those in Figure 4. Without altering these parameter values, we modify the initial conditions so that they fall within the basin of attraction of the trivial steady state. The trajectory for $\epsilon = 0$ corresponds to the solution of (6).

6 Conclusions

In this paper, we considered an eight-stage model of a mosquito life cycle introduced in [11]. We used the model's multiscale character to reduce its complexity. Using recent results in asymptotic analysis, we show that the reduced model retains salient features of the original dynamics as long as the initial condition is in the basin of attraction of a (hyperbolic) equilibria of the reduced model. Since the latter is monotone, analysing its dynamics is relatively straightforward. In particular, we identify the bifurcation parameter, which nicely splits into two parts, one containing only post-mating parameters and the other involving only the parameters of the aquatic and the pre-mating stages. If the bifurcation parameter is below the explicitly evaluated threshold, only the trivial equilibrium, which is globally

asymptotically stable, exists. When the bifurcation parameter crosses the threshold, we observe a saddle-node bifurcation, which has the additional feature that the two new equilibria are ordered (with respect to the partial order in \mathbb{R}_+^7), with the smaller being unstable, and the trivial and the larger asymptotically stable, in the order intervals stretching from $\mathbf{0}$ to the smaller equilibrium and from the smaller equilibrium to the boundary of the feasible domain Ω , respectively. Thus, the dynamics of the model resembles the Allee dynamics. Thus, we can say that the model exhibits a multidimensional Allee effect. In particular, when the bifurcation parameter (for instance, the number of laid eggs per capita λ_0) tends to infinity, the smaller equilibrium tends to zero, destabilizing thus the trivial equilibrium by shrinking its basin of attraction on $\mathbf{0}$. In comparison, the larger equilibrium tends to the boundary of Ω , and thus, the larger equilibrium asymptotically becomes globally stable there. Using asymptotic analysis, we show that these properties are also the features of the dynamics of the original problem.

References

- [1] R. Anguelov, Y. Dumont, and J. Lubuma. Mathematical modeling of sterile insect technology for control of anopheles mosquito. *Computers & Mathematics with Applications*, 64(3):374–389, 2012.
- [2] J. Banasiak. Some remarks on the renormalization group and Chapman-Enskog type methods in singularly perturbed problems. *Math. Methods Appl. Sci.*, 43(18):10361–10380, 2020.
- [3] J. Banasiak. A note on the Tikhonov theorem on an infinite interval. *Vietnam J. Math.*, 49(1):69–86, 2021.
- [4] J. Banasiak. *Introduction to Mathematical Methods in Population Theory*. Springer Verlag, 2024.
- [5] J. Banasiak, B. M. Ghakanyuy, and G.A. Ngwa. Emergence and analysis of multidimensional Allee effect in mosquito life cycle. in preparation.
- [6] J. Banasiak and M. Lachowicz. *Methods of small parameter in mathematical biology*. Springer, Heidelberg/New York, 2014.
- [7] J. Banasiak and S.Y. Tchoumi. Multiscale malaria models and their uniform in-time asymptotic analysis. *Mathematics and Computers in Simulation*, 221:1–18, 2024.
- [8] E. Beretta, V. Capasso, and D. G. Garao. A mathematical model for malaria transmission with asymptomatic carriers and two age groups in the human population. *Math. Biosci.*, 300:87–101, 2018.
- [9] A. N. Clements. *The biology of mosquitoes, Volume 1: Development, nutrition and reproduction*. Cabi GB, 2023.
- [10] Y. Dumont and J. Thuilliez. Human behaviors: A threat to mosquito control? *Mathematical biosciences*, 281:9–23, 2016.
- [11] B. M. Ghakanyuy, M. I. Tebogh-Ewungkem, J. Banasiak, and G. A. Ngwa. Mating versus alternative blood sources as determinants to mosquito abundance and population resilience. in preparation.
- [12] B. M. Ghakanyuy, M. I. Teboh-Ewungkem, K. A. Schneider, and G. A. Ngwa. Investigating the impact of multiple feeding attempts on mosquito dynamics via mathematical models. *Mathematical Biosciences*, 350:108832, 2022.
- [13] D. Goindin, Ch. Delannay, C. Ramdini, J. Gustave, and F. Fouque. Parity and longevity of aedes aegypti according to temperatures in controlled conditions and consequences on dengue transmission risks. *PloS one*, 10(8):e0135489, 2015.
- [14] G. Hek. Geometric singular perturbation theory in biological practice. *Mathematical Biology*, 60:347–386, 2010.
- [15] F. Ch. Hoppensteadt. Singular perturbations on the infinite interval. *Trans. Amer. Math. Soc.*, 123:521–535, 1966.
- [16] Ch. Kuehn. *Multiple time scale dynamics*, volume 191 of *Applied Mathematical Sciences*. Springer, Cham, 2015.

- [17] J. Li. Discrete-time models with mosquitoes carrying genetically-modified bacteria. *Mathematical Biosciences*, 240(1):35–44, 2012.
- [18] G. A. Ngwa, M. I. Teboh-Ewungkem, Y. Dumont, R. Ouifki, and J. Banasiak. On a three-stage structured model for the dynamics of malaria transmission with human treatment, adult vector demographics and one aquatic stage. *Journal of Theoretical Biology*, 481:202–222, 2019.
- [19] P. Rashkov and B. W. Kooi. Complexity of host-vector dynamics in a two-strain dengue model. *J. Biol. Dyn.*, 15(1):35–72, 2021.
- [20] P. Rashkov, E. Venturino, M. Aguiar, N. Stollenwerk, and B. W. Kooi. On the role of vector modeling in a minimalistic epidemic model. *Math. Biosci. Eng.*, 16(5):4314–4338, 2019.
- [21] F. Rocha, M. Aguiar, M. Souza, and N. Stollenwerk. Time-scale separation and centre manifold analysis describing vector-borne disease dynamics. *International Journal of Computer Mathematics*, 90(10):2105–2125, 2013.
- [22] H. L Smith and P. Waltman. *The theory of the chemostat: dynamics of microbial competition*, volume 13. Cambridge University Press, 1995.
- [23] L. M. Styer, J. R. Carey, J.-L. Wang, and T. W. Scott. Mosquitoes do senesce: departure from the paradigm of constant mortality. *The American journal of tropical medicine and hygiene*, 76(1):111, 2007.
- [24] A.N. Tikhonov, A.B. Vasileva, and A.G. Sveshnikov. *Differential equations*. Springer, Berlin, 1985.
- [25] Vector Disease Control International. Mosquito biology 101: Life cycle. <https://www.vdci.net/mosquito-biology-101-life-cycle/>, 2024. Accessed: November 12, 2024.