

# Thermal Broadening of Phonon Spectral Function in Classical Lattice Models: Projective Truncation Approximation

Hu-Wei Jia,<sup>1,2</sup> Wen-Jun Liu,<sup>1,2</sup> Yue-Hong Wu,<sup>1,2</sup> Kou-Han Ma,<sup>3</sup> Lei Wang,<sup>1,2</sup> and Ning-Hua Tong<sup>1,2,\*</sup>

<sup>1</sup>*Department of Physics, Renmin University of China, Beijing 100872, China*

<sup>2</sup>*Key Laboratory of Quantum State Construction and Manipulation (Ministry of Education), Renmin University of China, Beijing 100872, China*

<sup>3</sup>*International Center for Quantum Materials and School of Physics, Peking University, Beijing 100871, China*

(Dated: November 12, 2024)

Thermal broadening of the quasi-particle peak in the spectral function is an important physical feature in many statistical systems, but difficult to calculate. Within the projective truncation approximation (PTA) of Green's function equation of motion for classical systems, we produce the spectral function with thermal broadened quasi-particles peak using an  $H$ -expanded basis. We demonstrate this method on two model systems, the one-variable anharmonic oscillator model and the one-dimensional classical  $\phi^4$  lattice model. Comparison with exact spectral function and the molecular dynamics simulation results shows that the method is semi-quantitatively accurate. Extension of the  $H$ -expanded basis to PTA for quantum system is possible.

## I. INTRODUCTION

The Green's function (GF) is an important tool for studying the physical features of many-body systems in condensed matter physics. In recent works, based on the idea of operator projection [1–5], we developed a GF equation of motion (EOM) projective truncation approximation (PTA) method [6, 7]. PTA is a variant of several other similar approximation methods, such as two-pole approximation [8, 9], composite fermion method [10, 11], self-consistent projection operator approach [12], operator projection method [13–15], continued fraction [16, 17], and irreducible Green's function method [18], *etc.* PTA overcomes the arbitrariness of traditional Tyablicov type truncation [19] by guaranteeing the analytical structure of GF, diagonal-positivity of spectral function, and the equilibrium state conservation of energy [6]. For a given system, PTA calculation is based on a preselected operator basis. By enlarging the operator basis and implementing the calculation on a modern computer, higher order truncation and systematic improvement of precision are made possible [7].

In a previous work, we extended the formalism of PTA from quantum models [20, 21] to classical many-body statistical models with continuous variables [22]. We applied the method to the one-dimensional  $\phi^4$  lattice model and obtained improved phonon dispersion compared to the quadratic variational method. PTA provides a way to calculate the phonon dispersion, alternative to the existing methods frequently used in the study of low-dimensional heat transport, such as the variational approximation [23, 24], effective phonon theory from the generalized equipartition theorem [25], and the anharmonic phonons [26] and resonance phonons [27, 28] based on molecular dynamical simulation.

In the present work, we address the phonon damping problem in the lattice models that describe particles with harmonic interaction and local non-linear confining potential. In the traditional GF calculation [4, 5] or the generalized Langevin equation approach [1–3], the damping of quasi particles are described by self-energy or the memory function. It poses a challenge for PTA, however, since PTA directly gives approximate spectral function composed of  $N$  discrete delta peaks, with  $N$  being the dimension of basis. Naively increasing  $N$  to infinity is shown to be very inefficient for describing the broadening the spectral function and damping of quasi particles.

Here, we propose an  $H$ -expanded basis to solve this problem. The idea is to first produce the approximate eigen excitation operator  $O$ , with  $[O, H] \approx \epsilon O$ , from a low-order PTA. The corresponding spectral function has a delta peak at  $\omega = \epsilon$ . Then we build the new basis of operators by expanding  $O$  using (exact or approximate) conserved quantities such as the Hamiltonian  $H$  of the studied system or mode Hamiltonian  $H_{\nu k}$  of mode  $(\nu k)$ . That is, our new basis has the form  $\{O f_i(H)\}$  ( $i = 1, 2, \dots, N$ ), with  $f_i$  being linearly independent functions of  $H$ . On the level of low-order PTA, these basis operators are degenerate excitation operators corresponding to the excitation energy  $\epsilon$ . A new PTA calculation on the expanded basis will introduce the thermal fluctuation beyond the low-order PTA and hence split the degeneracy, producing refined spectral functions composed of  $N$  closely distributed delta peaks around the low-order quasi-particle peak  $\delta(\omega - \epsilon)$ . This provides a means to describe the thermal broadening of the quasi particle.

In this work, the above idea is implemented for classical models, which have only thermal broadening effect at finite temperature due to the existence of nonlinear interaction between particles. We demonstrate the success of this  $H$ -expanded basis PTA on two models. One is the one-variable anharmonic oscillator (AHO) model, whose static averages and spectral function are exactly solvable [29]. The other is the one-dimensional  $\phi^4$  lattice

\* nhtong@ruc.edu.cn

model, which has been frequently used in the study of thermal transport in low-dimensional materials. Our results show that PTA on the  $H$ -expanded basis produces semi-quantitatively accurate spectral function with thermal broadening effect of the quasi particle peak. The extracted peak position and width are reliable for all temperatures. Using this method, we obtain the low and high temperature asymptotic behavior of phonon frequency and line width. The method could be further extended to quantum many-body systems where the interaction between particles may give rise to damping of quasi particles even at zero temperature.

The rest of this paper is arranged as follows. For completeness, in Sec. II, we first review the formalism of GF EOM and PTA for classical systems. In Sec. III, we develop the formalism of PTA on  $H$ -expanded basis for the AHO model. In Sec. IV, we apply this method to one-dimensional  $\phi^4$  lattice model and analyse the thermal broadening effect in phonon spectral function. Section V is devoted to discussion and summary.

## II. GREEN'S FUNCTION EOM AND PTA FOR CLASSICAL SYSTEMS

In this section, we review the formalism of GF EOM method for classical system, which was developed in Ref.[22]. This is for setting up the framework for developing the formalism of PTA on  $H$ -expanded basis.

For two dynamical variables at time  $t$  and  $t'$ ,  $A[q(t), p(t)]$  and  $B[q(t'), p(t')]$  ( $q$  and  $p$  are abbreviation of canonical coordinates  $q_i$ 's and momenta  $p_i$ 's of the studied system), the retarded GF is defined as [30–33]

$$G^r[A(t)|B(t')] \equiv \theta(t-t') \langle \{A(t), B(t')\} \rangle. \quad (1)$$

Here  $\theta(x)$  is the Heaviside step function.  $\langle O \rangle$  is the average of variable  $O$  in the equilibrium state of Hamiltonian  $H(q, p)$  at temperature  $T$ .  $\{, \}$  is the Poisson bracket.

The Fourier transformation of the above GF is

$$G^r(A|B)_\omega = \int_{-\infty}^{\infty} G^r[A(t)|B(t')] e^{i(t-t')(\omega+i\eta)} d(t-t'). \quad (2)$$

Here,  $\eta$  is an infinitesimal positive number. By making derivative to time  $t$  and  $t'$ , we obtain the EOM as [22]

$$\begin{aligned} \omega G(A|B)_\omega &= i \langle \{A, B\} \rangle + i G(\{A, H\}|B)_\omega \\ &= i \langle \{A, B\} \rangle - i G(A|\{B, H\})_\omega. \end{aligned} \quad (3)$$

Here, the Zubarev GF  $G(A|B)_\omega$  without superscript  $r$  is related to the retarded GF  $G^r(A|B)_\omega$  by  $G^r(A|B)_\omega = G(A|B)_{\omega+i\eta}$ .

The average value  $\langle BA \rangle$  can be obtained from GF through the fluctuation-dissipation theorem [30, 33]

$$\langle BA \rangle = \frac{1}{\beta} \int_{-\infty}^{\infty} \frac{\rho_{A,B}(\omega)}{\omega} d\omega + \langle B_0 A_0 \rangle. \quad (4)$$

Here,  $A_0$  and  $B_0$  are the zero-frequency components of  $A(t)$  and  $B(t)$ , respectively [22]. The spectral function  $\rho_{A,B}(\omega)$  in the above equation is defined as

$$\rho_{A,B}(\omega) = \frac{i}{2\pi} [G(A|B)_{\omega+i\eta} - G(A|B)_{\omega-i\eta}]. \quad (5)$$

To solve the EOM of GF by PTA, we first choose a set of linearly-independent basis variables  $A_1, A_2, \dots, A_N$ , which span a  $N$ -dimensional subspace of variables. Due to the symmetry of Hamiltonian of the type  $H = \sum_i p_i^2/2\mu_i + V(q)$ , we can select the basis in one of the subspaces below,

$$\begin{aligned} \{O_e\} &= \{f(q) \prod_i p_i^{m_i} \mid \sum_i m_i = 2k, k \in \mathbb{Z}\}, \\ \{O_o\} &= \{g(q) \prod_i p_i^{n_i} \mid \sum_i n_i = 2k+1, k \in \mathbb{Z}\}. \end{aligned} \quad (6)$$

Here,  $f(q)$  and  $g(q)$  are arbitrary functions of  $q$ . One can prove that the GF matrix  $G(\vec{A}|\vec{A})_\omega$ , defined for the vector of variables  $\vec{A} = (A_1, A_2, \dots, A_N)^T$ , fulfils the EOM

$$\omega^2 G(\vec{A}|\vec{A})_\omega = -\langle \{ \{ \vec{A}, H \}, \vec{A}^\dagger \} \rangle - G(\{ \{ \vec{A}, H \}, H \} | \vec{A}^\dagger)_\omega. \quad (7)$$

To truncate the EOM in Eq.(7), we introduce the inner product of two classical variables  $A$  and  $B$  as

$$(A|B) \equiv \langle \{A^*, \{B, H\}\} \rangle. \quad (8)$$

We then truncate the EOM as

$$\{ \{ \vec{A}, H \}, H \} \approx -\mathbf{M}^T (\vec{A} - \vec{A}_0), \quad (9)$$

Projecting this equation to each basis operator  $A_k$ , one obtains the matrix equation  $\mathbf{M} = \mathbf{I}^{-1} \mathbf{L}$ . Here  $\mathbf{I}$  is the inner product matrix, with element  $I_{ij} \equiv (A_i|A_j)$ .  $\mathbf{L}$  is the Liouville matrix, with element  $L_{ij} = -(A_i|\{ \{A_j, H\}, H \})$ . Both are Hermitian and positive semi-definite matrices.  $\mathbf{M}$  is thus guaranteed to have real positive eigenvalues. The GF matrix is formally expressed as

$$G(\vec{A}|\vec{A})_\omega \approx (\omega^2 - \mathbf{M}^T)^{-1} \mathbf{I}^T. \quad (10)$$

The spectral function obtained from Eqs.(5) and (10) reads

$$\begin{aligned} \rho_{A_i, A_j^*}(\omega) &\approx \sum_k \frac{(\mathbf{I}\mathbf{U})_{ik}^* (\mathbf{I}\mathbf{U})_{jk}}{2\sqrt{\epsilon_k}} [\delta(\omega - \sqrt{\epsilon_k}) - \delta(\omega + \sqrt{\epsilon_k})]. \end{aligned} \quad (11)$$

In this equation,  $\mathbf{U}$  and  $\mathbf{\Lambda} = \text{diag}(\epsilon_1, \epsilon_2, \dots, \epsilon_N)$  are eigenvector and eigenvalue matrices, respectively. That is,  $\mathbf{U}^{-1} \mathbf{M} \mathbf{U} = \mathbf{\Lambda}$ . The eigenvalues  $\epsilon_k$ 's are real and  $\epsilon_k \geq 0$

for all  $k$ . They can be obtained by solving the generalized eigen-value problem,

$$\mathbf{L}\mathbf{U} = \mathbf{I}\mathbf{U}\mathbf{\Lambda}. \quad (12)$$

$\mathbf{U}$  can be made to satisfy the generalized unitary condition  $\mathbf{U}^\dagger\mathbf{I}\mathbf{U} = \mathbf{1}$ .

From the above expression for the spectral function, Eq.(4) gives the averages  $C_{ij} \equiv \langle A_i^* A_j \rangle$  as

$$\mathbf{C} \approx \frac{1}{\beta} \mathbf{I}\mathbf{L}^{-1}\mathbf{I} + \mathbf{C}_0. \quad (13)$$

Here  $(C_0)_{ij} = \langle A_{i0}^* A_{j0} \rangle$  is the correlation of the static component of variables. This equation, once being used to calculate the averages appearing in  $\mathbf{I}$  and  $\mathbf{L}$ , forms a closed set of non-linear equations for the averages. The PTA solution to the averages can be obtained by self-consistently solving this set of equations. PTA solution to GF and spectral function are then obtained from Eqs.(10) and (11).

### III. ONE-VARIABLE ANHARMONIC OSCILLATOR MODEL

In this section, the idea of expanding the basis with  $H$  to describe the thermal broadening of quasi-particle peak is applied to a simple classical statistical model, the one-variable AHO model. Its Hamiltonian reads

$$H = \frac{1}{2\mu} p^2 + V(x),$$

$$V(x) = \frac{1}{2} \mu \omega_0^2 x^2 + \alpha x^4. \quad (14)$$

This model describes the motion of a single oscillator of mass  $\mu$  in a quadratic potential with the basic frequency  $\omega_0$  and an additional quartic potential of strength  $\alpha$ . The spectral function  $\rho_{x,x}(\omega)$  of variable  $x$  in the equilibrium state was solved exactly in the canonical ensemble [29]. This is an ideal model for demonstrating the applicability of PTA on the  $H$ -expanded basis. At finite temperature, the spectral function  $\rho_{x,x}(\omega)$  has a peak around the effective oscillating frequency  $\Omega_p$  with width  $\Gamma$ . The broadening of the spectral peak can be understood as follows. When the nonlinear potential is present, the oscillating frequency of an oscillator depends on its initial energy  $E_0$ . In the equilibrium state of a finite temperature  $T$ ,  $E_0$  has a thermal fluctuation of order  $T$  in the canonical ensemble. This leads to an extended distribution of the oscillating frequencies, and subsequently to the broadening of spectral peak.

#### A. basis $B_1 \equiv \{x^{2m-1} p^{2n-2}\}$

Before we present the main subject of this paper, *i.e.*, PTA calculation of spectral function on the  $H$ -expanded basis, let us first explore the convergence behavior of

the spectral function from ordinary basis, *i.e.*, the basis composed of powers of basic variables  $x$  and  $p$ . The results will be contrasted with the PTA results from the  $H$ -expanded basis.

If we start from the GF  $G_{x,x}(\omega)$  and carry out the EOM even times, we will get the higher order GFs  $G_{x^{2m-1} p^{2n-2}, x}(\omega)$  ( $m, n = 1, 2, \dots$ ). The specific form of the generated variable  $x^{2m-1} p^{2n-2}$  is due to the parity symmetry of the potential  $V(-x) = V(x)$ . We therefore define our basis variable as

$$A_{mn} = x^{2m-1} p^{2n-2}, \quad (m = 1, 2, \dots, M; n = 1, 2, \dots, N) \quad (15)$$

They form the basis  $B_1 = \{A_{mn}\}$  ( $m = 1, 2, \dots, M; n = 1, 2, \dots, N$ ), which span a  $D = M \times N$  dimensional subspace. Due to the symmetry  $V(-x) = V(x)$ , the static components of these variables are zero,  $(A_{mn})_0 = 0$ .

Following the standard formalism of PTA summarized in Sec.II, on this basis we have the inner product matrix

$$I_{rs,mn} \equiv (A_{rs} | A_{mn})$$

$$= c_1 \langle x^{2r+2m-4} \rangle \langle p^{2s+2n-4} \rangle$$

$$+ c_2 \langle x^{2r+2m-3} V'(x) \rangle \langle p^{2s+2n-6} \rangle$$

$$+ c_3 \langle x^{2r+2m-2} V''(x) \rangle \langle p^{2s+2n-6} \rangle, \quad (16)$$

with  $c_1 = [(2m-1)/\mu] [(2r-1)(2n-1) - (2s-2)(2m-2)]$ ,  $c_2 = -(2n-2) [(2r-1)(2n-3) - (2s-2)(2m-1)]$ , and  $c_3 = (2n-2)(2s-2)$ . The Liouville matrix is obtained as

$$L_{rs,mn} = -\frac{1}{\mu^2} (2m-1)(2m-2) I_{rs,m-1n+1}$$

$$+ \omega_0^2 [(2m-1)(4n-3) + 2n-2] I_{rs,mn}$$

$$+ \frac{4\alpha}{\mu} [(2m-1)(4n-3) + 3(2n-2)] I_{rs,m+1n}$$

$$- \mu^2 \omega_0^4 (2n-2)(2n-3) I_{rs,m+1n-1}$$

$$- 16\alpha^2 (2n-2)(2n-3) I_{rs,m+3n-1}$$

$$- 8\alpha\mu\omega_0^2 (2n-2)(2n-3) I_{rs,m+2n-1}. \quad (17)$$

The calculation of matrices  $\mathbf{I}$  and  $\mathbf{L}$  requires evaluating the averages of the type  $\langle x^{2k} \rangle$  and  $\langle p^{2k} \rangle$ . The latter can be obtained exactly from Gaussian integral, which gives  $\langle p^{2k} \rangle = (2k-1)!! (\mu T)^k$  ( $k = 1, 2, \dots$ ).  $\langle x^{2k} \rangle$  needs to be computed self-consistently from GFs. However, since our purpose is to check the convergence behavior of the spectral function on this basis, we use the numerically exact value of  $\langle x^{2k} \rangle$ .

From  $\mathbf{I}$  and  $\mathbf{L}$ , we can calculate the spectral function  $\rho_{x,x}(\omega)$  from the following formalism,

$$\rho_{x,x}(\omega) = \sum_k \frac{(\mathbf{I}\mathbf{U})_{\mathbf{1k}}^2}{2\sqrt{\epsilon_k}} [\delta(\omega - \sqrt{\epsilon_k}) - \delta(\omega + \sqrt{\epsilon_k})]. \quad (18)$$

In the above equation, the matrix  $\mathbf{U}$  and the excitation energy  $\epsilon_k$ 's are determined by the generalized eigen-value problem

$$\mathbf{L}\mathbf{U} = \mathbf{I}\mathbf{U}\mathbf{\Lambda}, \quad (19)$$

where  $\mathbf{U}$  is the generalized eigen vector matrix, and  $\mathbf{\Lambda} = \text{diag}(\epsilon_1, \epsilon_2, \dots, \epsilon_D)$  is the generalized eigen value matrix.

**B.  $H$ -expanded basis  $B_2 \equiv \{xe^{\lambda_i H}\}$  and  $B_3 \equiv \{x, x^3\} \otimes \{e^{\lambda_i H}\}$**

In this subsection, we implement PTA on two successively larger  $H$ -expanded bases,  $B_2 \equiv \{xe^{\lambda_i H}\}$  and  $B_3 \equiv \{x, x^3\} \otimes \{e^{\lambda_i H}\}$  ( $i = 1, 2, \dots, N$ ). Here  $\{\lambda_i\}$  are  $N$  different real numbers. Here we choose the exponential function  $e^{\lambda_i H}$  to expand the low order basis variables  $\{x\}$  and  $\{x, x^3\}$ , because with this functional form, the calculation of  $\mathbf{I}$  and  $\mathbf{L}$  can be simplified significantly. For details, see Appendix A. The PTA results from bases  $B_2$  and  $B_3$  will be compared with the exact ones.

1. basis  $B_2 \equiv \{xe^{\lambda_i H}\}$

We first derive PTA equations based on the  $H$ -expanded basis  $B_2$  composed of variables

$$A_i \equiv x f_i, \quad (i = 1, 2, \dots, N). \quad (20)$$

Here,  $f_i = e^{\lambda_i H}$ . To put the physically interested variable  $x$  into the basis, we assign  $\lambda_1 \equiv 0$ , meaning  $A_1 = x$ .  $\{A_i\}$  form a  $N$ -dimensional basis, with zero static components  $A_{i0} = 0$ . The parameterization of  $\{\lambda_i\}$  will be specified in Sec.III.D.

The inner product matrix  $\mathbf{I}$  and Liouville matrix  $\mathbf{L}$  are derived as

$$\begin{aligned} I_{ij} &= \frac{\beta}{\mu(\beta - \lambda_i - \lambda_j)} \langle f_i f_j \rangle, \\ L_{ij} &= \frac{\beta}{\mu^2(\beta - \lambda_i - \lambda_j)} [\mu\omega_0^2 \langle f_i f_j \rangle + 12\alpha \langle x^2 f_i f_j \rangle]. \end{aligned} \quad (21)$$

Both  $\mathbf{I}$  and  $\mathbf{L}$  contain the correlation among the expanding factors  $\{e^{\lambda_i H}\}$  that takes into account the energy fluctuation effect. Details of the derivation are given in Appendix A.

To evaluate the averages appearing in  $I_{ij}$  and  $L_{ij}$ , we first note that  $\langle x^2 f_i f_j \rangle$  in  $L_{ij}$  can be expressed in terms of  $C_{ij} \equiv \langle A_i A_j \rangle$  and thus can be calculated self-consistently from the fluctuation-dissipation theorem Eq.(13) as

$$\begin{aligned} C_{ij} &= \langle x^2 f_i f_j \rangle \\ &= \frac{1}{\beta} (\mathbf{I}\mathbf{L}^{-1}\mathbf{I})_{ij}. \end{aligned} \quad (22)$$

Here,  $\mathbf{C}_0 = 0$  has been used. In particular, we have  $\langle x^2 \rangle = C_{11}$ . The other unknown average  $\langle f_i f_j \rangle$  cannot be written in the form  $\langle A_i A_j \rangle$ . For this specific model, it can be evaluated by numerical integration, or by a quadratic variational approximation. We have compared

the two methods and find little difference in the final results. Here we use the latter method,

$$\begin{aligned} \langle f_i f_j \rangle &\approx \langle f_i f_j \rangle_{\text{vari}} \\ &= \frac{\int \int_{-\infty}^{\infty} dx dp e^{-(\beta - \lambda_i - \lambda_j) H_{\text{vari}}}}{\int \int_{-\infty}^{\infty} dx dp e^{-\beta H_{\text{vari}}}}. \end{aligned} \quad (23)$$

The variational Hamiltonian  $H_{\text{vari}}$  is obtained from a quadratic variational approximation as

$$H_{\text{vari}} = \frac{1}{2\mu} p^2 + \theta x^2, \quad (24)$$

with  $\theta = \frac{1}{4}\mu\omega_0^2 + \sqrt{(\frac{1}{4}\mu\omega_0^2)^2 + 3\alpha T}$ . Using this variational Hamiltonian, it is easy to obtain the expression for  $\langle f_i f_j \rangle$  as

$$\langle f_i f_j \rangle \approx \frac{\beta}{\beta - \lambda_i - \lambda_j}, \quad (25)$$

being independent of the parameters in  $H$ .

The spectral function  $\rho_{x,x}(\omega)$  is then calculated from Eqs.(18) and (19).

2. basis  $B_3 \equiv \{x, x^3\} \otimes \{e^{\lambda_i H}\}$

Here, we derive the  $\mathbf{I}$  and  $\mathbf{L}$  matrices on basis  $B_3$ . We denote the basis operator as

$$A_{\mu i} = a_{\mu} f_i, \quad (\mu = 1, 2; i = 1, 2, \dots, N). \quad (26)$$

where  $a_1 = x$  and  $a_2 = x^3$ , and  $f_i = e^{\lambda_i H}$  ( $i = 1, 2, \dots, N$ ). These variables also have zero static components  $(A_{\mu i})_0 = 0$ . The basis  $B_3 \equiv \{a_{\mu} f_i\}$  ( $\mu = 1, 2; i = 1, 2, \dots, N$ ) is a  $2N$  dimensional subspace, being larger than  $B_2$ .

We denote the matrix elements of  $\mathbf{I}$  and  $\mathbf{L}$  as  $I_{\mu\nu}^{ij} = (A_{\mu i} | A_{\nu j})$ , and  $L_{\mu\nu}^{ij} = -(A_{\mu i} | \{A_{\nu j}, H\}, H)$ , respectively. Using the same method for deriving  $\mathbf{I}$  and  $\mathbf{L}$  on  $B_2$  basis and some additional simplifications, we obtain

$$\mathbf{I}^{ij} = \frac{\beta}{\mu(\beta - \lambda_i - \lambda_j)} \begin{pmatrix} \langle f_i f_j \rangle & 3\langle x^2 f_i f_j \rangle \\ 3\langle x^2 f_i f_j \rangle & 9\langle x^4 f_i f_j \rangle \end{pmatrix}. \quad (27)$$

The matrix elements of  $\mathbf{L}$  read

$$\begin{aligned} L_{11}^{ij} &= \frac{\beta}{\mu^2(\beta - \lambda_i - \lambda_j)} [\mu\omega_0^2 \langle f_i f_j \rangle + 12\alpha \langle x^2 f_i f_j \rangle], \\ L_{12}^{ij} &= L_{21}^{ij} \\ &= \frac{3\beta}{\mu^2(\beta - \lambda_i - \lambda_j)} [\mu\omega_0^2 \langle x^2 f_i f_j \rangle + 12\alpha \langle x^4 f_i f_j \rangle], \\ L_{22}^{ij} &= -\frac{54\beta}{\mu^2(\beta - \lambda_i - \lambda_j)^2} \langle x^2 f_i f_j \rangle \\ &\quad + \frac{\beta}{\beta - \lambda_i - \lambda_j} \left[ \frac{63\omega_0^2}{\mu} \langle x^4 f_i f_j \rangle + \frac{324\alpha}{\mu^2} \langle x^6 f_i f_j \rangle \right]. \end{aligned} \quad (28)$$

Details of the derivation are given in Appendix A.

The self-consistent equation for  $C_{\mu\nu}^{ij} = \langle a_\mu a_\nu f_i f_j \rangle$  is still given by Eq.(13), with  $\mathbf{C}_0 = 0$ . The unknown averages in  $\mathbf{I}$  and  $\mathbf{L}$  can therefore be calculated self-consistently through

$$\begin{aligned}\langle x^2 f_i f_j \rangle &= C_{11}^{ij}, \\ \langle x^4 f_i f_j \rangle &= C_{12}^{ij}, \\ \langle x^6 f_i f_j \rangle &= C_{22}^{ij}.\end{aligned}\quad (29)$$

The other quantities, including  $\langle f_i f_j \rangle$ , GF, and the spectral function  $\rho_{x,x}(\omega)$ , can be calculated similarly as for basis  $B_2$ .

### C. removing the redundant basis variables

In our numerical solution of the above PTA equations, we supplemented a technique that we called zero-removing method to stabilize the iteration process. In this subsection, we introduce this method in the general framework of PTA.

In principle, the general PTA formalism works for arbitrary basis dimension  $N$ . In practice, however, if the PTA calculation is implemented naively, it is limited to some dimension  $N$  by numerical instability. This is because the basis operators are non-orthogonal and easy to become linearly dependent when  $N$  is large. As a result, the inner product matrix  $\mathbf{I}$ , which should be positive-definite in theory, often becomes nearly singular for large  $N$ . This makes the iterative process unstable. This problem, arising from the non-orthogonality of the basis variables, is quite common in PTA calculations. For example, in our study of Anderson impurity model with PTA [6], the singularity of  $\mathbf{I}$  also appears.

To partly overcome this difficulty, here we propose a method commonly used in the ab initio calculation with unorthogonal basis [34]. The idea of the method is to first figure out the redundant basis variables by diagonalizing  $\mathbf{I}$  and find certain smallest eigen values and the associated eigen vectors. Then one removes these vectors from the basis and redo the PTA calculation on the remaining basis. Our calculation shows that this method can significantly stabilize the iteration and makes it possible to do PTA calculation on a much larger basis. Below, we will present the formalism of this method within PTA.

Suppose we have a set of basis variables  $\{A_i\}$  ( $i = 1, 2, \dots, N$ ). When  $\mathbf{I}$  and  $\mathbf{L}$  matrices are obtained, we first diagonalize  $\mathbf{I}$  using the unitary transformation,

$$(\mathbf{U}_I)^{-1} \mathbf{I} \mathbf{U}_I = \mathbf{\Lambda}_I. \quad (30)$$

Here  $\mathbf{U}_I$  is an unitary matrix and  $\mathbf{\Lambda}_I$  is diagonal. Among the  $N$  eigen values of  $\mathbf{I}$ , suppose the smallest  $N_1$  of them are close to zero, with their absolute value below a criterion, say,  $10^{-12}$ . The other  $N_2 = N - N_1$  eigenvalues  $\{i_1, i_2, \dots, i_{N_2}\}$  are larger than this criterion. Then we

can approximately write the matrix  $\mathbf{\Lambda}_I$  in the following block form,

$$\mathbf{\Lambda}_I \approx \begin{pmatrix} \mathbf{0} & \mathbf{0} \\ \mathbf{0} & \mathbf{\Lambda}_{I_2} \end{pmatrix}, \quad (31)$$

with  $\mathbf{\Lambda}_{I_2} = \text{diag}(i_1, i_2, \dots, i_{N_2})$  and  $i_k > 0$  ( $k = 1, 2, \dots, N_2$ ). We can also write  $\mathbf{U}_I$  as

$$\mathbf{U}_I = \begin{pmatrix} \mathbf{U}_{I_1} & \mathbf{U}_{I_2} \end{pmatrix}, \quad (32)$$

where  $(\mathbf{U}_{I_1})_{N \times N_1}$  contains the  $N_1$  column vectors of the zero-length variables, while  $(\mathbf{U}_{I_2})_{N \times N_2}$  contains the  $N_2$  column vectors of finite-length variables. From the orthonormal and complete conditions  $\mathbf{U}_I^\dagger \mathbf{U}_I = \mathbf{U}_I \mathbf{U}_I^\dagger = \mathbf{1}$ , we have the following properties for  $\mathbf{U}_{I_1}$  and  $\mathbf{U}_{I_2}$ ,

$$\begin{aligned}\mathbf{U}_{I_1} \mathbf{U}_{I_1}^\dagger + \mathbf{U}_{I_2} \mathbf{U}_{I_2}^\dagger &= \mathbf{1}_{N \times N}, \\ \mathbf{U}_{I_1}^\dagger \mathbf{U}_{I_1} &= \mathbf{1}_{N_1 \times N_1}, \quad \mathbf{U}_{I_2}^\dagger \mathbf{U}_{I_2} = \mathbf{1}_{N_2 \times N_2}, \\ \mathbf{U}_{I_1}^\dagger \mathbf{U}_{I_2} &= \mathbf{0}_{N_1 \times N_2}, \quad \mathbf{U}_{I_2}^\dagger \mathbf{U}_{I_1} = \mathbf{0}_{N_2 \times N_1}.\end{aligned}\quad (33)$$

We normalize the finite-length variables by defining matrix  $\tilde{\mathbf{U}}_2 = \mathbf{U}_{I_2} \frac{1}{\sqrt{\mathbf{\Lambda}_{I_2}}}$ . Now we can write down the orthogonalized variables. The zero-length variables are denoted as  $O_{1k}$  and the normalized finite-length variables as  $O_{2k}$ . They read

$$\begin{aligned}O_{1k} &= \sum_{i=1}^N A_i (U_{I_1})_{ik}, \\ O_{2k} &= \sum_{i=1}^N A_i (\tilde{U}_2)_{ik}.\end{aligned}\quad (34)$$

Since  $O_{1k}$  has zero length, one can prove that the GF involving  $O_{1k}$  are zero, *i.e.*,  $G(O_{1k}|O_{1p})_\omega = G(O_{1k}|O_{2p})_\omega = 0$ . Its static correlation function is also zero, *i.e.*,  $\langle O_{1k} X \rangle = 0$  for arbitrary variable  $X$ . We therefore have to focus only on the remaining  $N_2$ -dimensional subspace. The original basis variable  $A_i$  is now expressed in terms of  $O_{1k}$  and  $O_{2k}$  as

$$A_i = \sum_{k=1}^{N_1} O_{1k} (\mathbf{U}_{I_1}^\dagger)_{ki} + \sum_{k=1}^{N_2} O_{2k} (\mathbf{\Lambda}_{I_2} \tilde{\mathbf{U}}_2^\dagger)_{ki}. \quad (35)$$

The Liouville matrix on the normalized basis  $O_{2k}$  reads

$$\tilde{\mathbf{L}}_{22} = \tilde{\mathbf{U}}_2^\dagger \mathbf{L} \tilde{\mathbf{U}}_2. \quad (36)$$

Here  $\tilde{\mathbf{L}}_{22}$  is a  $N_2 \times N_2$  Hermitian matrix. We diagonalize it by a unitary transformation

$$[\mathbf{V}_{22}]^{-1} \tilde{\mathbf{L}}_{22} \mathbf{V}_{22} = \mathbf{\Lambda}_2, \quad (37)$$

with  $\mathbf{\Lambda}_2 = \text{diag}(\epsilon_1, \epsilon_2, \dots, \epsilon_{N_2})$  being the square of the  $N_2$  eigen excitation energies.

In the  $N_2$ -dimensional space of finite-length variables, we employ the standard PTA to write down the GF matrix as

$$\begin{aligned}\tilde{\mathbf{G}}_{22}(\omega) &= \left( \omega^2 \mathbf{1} - \tilde{\mathbf{L}}_{22}^T \right)^{-1} \\ &= \left( \mathbf{V}_{22}^{-1} \right)^T \left( \omega^2 \mathbf{1} - \mathbf{\Lambda}_2 \right)^{-1} \mathbf{V}_{22}^T.\end{aligned}\quad (38)$$

In the above equation,  $(\tilde{G}_{22})_{kp}(\omega) = G(O_{2k}|O_{2p}^*)_\omega$ . Using Eq.(35), we obtain the GF of original basis variables  $A_i$  as

$$G(A_i|A_j^*)_\omega = \sum_{k,p=1}^{N_2} \sqrt{i_k i_p} (U_{I2})_{ik}^* (U_{I2})_{jp} (\tilde{G}_{22})_{kp}(\omega). \quad (39)$$

The spectral function is obtained similarly as

$$\begin{aligned} & \tilde{\rho}_{O_{2k}, O_{2p}^*}(\omega) \\ &= \sum_{m=1}^{N_2} \frac{(V_{22})_{km}^* (V_{22})_{pm}}{2\sqrt{\epsilon_m}} [\delta(\omega - \sqrt{\epsilon_m}) - \delta(\omega + \sqrt{\epsilon_m})], \end{aligned} \quad (40)$$

and

$$\rho_{A_i, A_j^*}(\omega) = \sum_{k,p=1}^{N_2} \sqrt{i_k i_p} (U_{I2})_{ik}^* (U_{I2})_{jp} \tilde{\rho}_{O_{2k}, O_{2p}^*}(\omega). \quad (41)$$

From the spectral theorem, the averages  $(\tilde{C}_{22})_{kp} = \langle O_{2k}^* O_{2p} \rangle$  are calculated as

$$\tilde{C}_{22} = \frac{1}{\beta} \left( \tilde{\mathbf{L}}_{22} \right)^{-1}. \quad (42)$$

The correlation function between the original basis variables reads

$$\langle A_j^* A_i \rangle = \sum_{k,p=1}^{N_2} \sqrt{i_k i_p} (U_{I2})_{ik}^* (U_{I2})_{jp} \left[ \tilde{C}_{22} \right]_{pk}. \quad (43)$$

The closed equations for  $\langle A_j^* A_i \rangle$  is obtained by expressing  $\mathbf{I}$  and  $\mathbf{L}$  in terms of  $\langle A_j^* A_i \rangle$ . They can be solved iteratively. Once  $\langle A_j^* A_i \rangle$  are obtained, GF and spectral functions can be calculated from Eqs.(39) and (41).

#### D. results for one-variable AHO model

In this subsection, we present the results for the one-variable AHO model, obtained from the basis  $B_1 \equiv \{x^{2m-1} p^{2n-2}\}$  ( $1 \leq m \leq M$ ,  $1 \leq n \leq N$ ),  $B_2 \equiv \{x e^{\lambda_i H}\}$  ( $1 \leq i \leq N$ ), and  $B_3 \equiv \{x, x^3\} \otimes \{e^{\lambda_i H}\}$  ( $1 \leq i \leq N$ ). We compare these results with those from exact numerical integration (for averages) and exact formula [29] (for spectral function). We want to show that, albeit the  $B_1$  basis becomes complete in the limit  $M = N = \infty$ , the shape of the primary peak in the spectral function converges very slowly. The  $B_2$  basis quite faithfully produces the shape of main peak with moderate dimension  $N$ .  $B_3$  basis produces both the main peak and the secondary peak. These results demonstrate the success of  $H$ -expanded basis in efficiently describing the thermal broadening effect in spectral functions. For the data shown below, we typically use the smallness criterion  $10^{-14} \sim 10^{-9}$  for truncating the spectrum of  $\mathbf{I}$  and the convergence criterion

$10^{-9} \sim 10^{-7}$  for iterative solution of  $\langle A_i^* A_j \rangle$ . All our results in this paper are in the unit  $k_B = 1$ .

The  $H$ -expanded bases  $B_2$  and  $B_3$  are characterized by  $N$  real parameters  $\{\lambda_i\}$  ( $i = 1, 2, \dots, N$ ). We find that the value of these parameters will influence the convergence speed of PTA calculation and the quality of the spectral function. Since in  $\langle f_i f_j \rangle \sim \text{Tr}[e^{-(\beta - \lambda_i - \lambda_j)}]$ ,  $\lambda_i + \lambda_j < \beta$  is required, we let  $\lambda_i \in (-\infty, \beta/2)$ . The lower and higher  $\lambda_i$ 's are responsible for describing low and high energy thermal fluctuations, respectively. We use the following scheme for assigning them,

$$\lambda_i = \begin{cases} \frac{1}{2} \left( \frac{1}{T} - \frac{1}{T_i} \right) & (2 \leq i \leq N), \\ 0 & (i = 1). \end{cases} \quad (44)$$

Here, we set  $\lambda_1 = 0$  to include  $x$  in the basis. We let  $\ln T_i$  distribute equal-distantly in the interval  $[\ln T - \Delta, \ln T + \Delta]$ . That is, for  $N > 1$ , we use

$$\ln T_i = \ln T - \Delta + (i-1) \frac{2\Delta}{N-1}, \quad (2 \leq i \leq N). \quad (45)$$

Typically  $\Delta = 4.0 \sim 9.0$  is used in our calculation.

Our test shows that the above scheme works quite well. The peaks in the spectral function  $\rho_{x,x}(\omega)$  shifts slightly for different  $\Delta$  values, and the key features extracted from  $\rho_{x,x}(\omega)$ , such as the peak position  $\Omega_p$ , peak width  $\Gamma$ , and the moments of the spectral function, almost do not change with  $\Delta$ . When we need to average the spectral function  $\rho_{x,x}(\omega)$  over  $N_r$  random assignments of  $\{\lambda_i\}$ , we let  $\ln T_i$  take random numbers from the uniform distribution within  $[\ln T - \Delta, \ln T + \Delta]$ .

In this work, when presenting the spectral function, we always broaden the delta peaks in the spectral function by a Gaussian function with standard variance  $\sigma$ . Depending on occasions, the value of  $\sigma$  is either fixed to be  $0.2 \sim 0.05$ , or is taken to be proportional to the width of the main peak  $\Gamma$ ,  $\sigma = r\Gamma$  with  $r = 0.2 \sim 0.3$ .

Considering that the spectral function in the present study always has a single primary peak in  $\omega > 0$  regime, and it is almost symmetric in shape, we extract the peak position  $\Omega_p$  of the primary peak through

$$\Omega_p = m_1, \quad (46)$$

and the width  $\Gamma$  of the primary peak through

$$\Gamma = \sqrt{m_2 - m_1^2}. \quad (47)$$

Here,  $m_k$  is the  $k$ -th order moment of the spectral function on the positive frequency axis. This method was used in, *e.g.*, defining the spin wave line width [35].  $m_k$  is evaluated from the weight  $w_i$  and pole  $p_i$  of the raw data of spectral function  $\rho_{x,x}(\omega) = \sum_i w_i \delta(\omega - p_i)$  as  $m_k = (\sum_{i,p_i > 0} w_i p_i^k) / (\sum_{i,p_i > 0} w_i)$ . In this way, both  $\Omega_p$  and  $\Gamma$  are independent of the broadening procedure used for plotting the curve of  $\rho_{x,x}(\omega)$ . Note that in the literature, there are various ways for extracting the width of phonon peak from the MD simulation data [27, 36, 37].

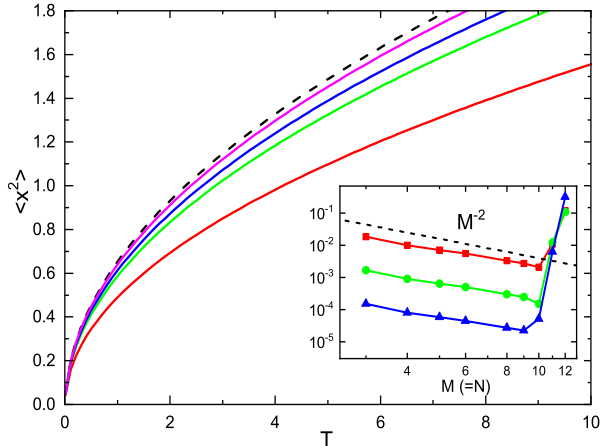


FIG. 1. (color online)  $\langle x^2 \rangle$  as functions of  $T$  for AHO model. Solid lines are obtained from  $B_1$ -PTA with  $M = 1, 2, 3,$  and  $6$  from bottom to top ( $N = M$  is ways used). The dashed line is for the exact solution. Inset: The errors with respect to the exact results as functions of  $M$  ( $N = M$ ) in  $\langle x^2 \rangle$  (red squares),  $\langle x^4 \rangle$  (green dots), and  $\langle x^6 \rangle$  (blue triangles) at  $T = 0.3$ . The dashed line is  $M^{-2}$  for guiding eyes. Model parameters are  $\mu = 1.0$ ,  $\omega_0 = 0.3$ , and  $\alpha = 0.25$ .

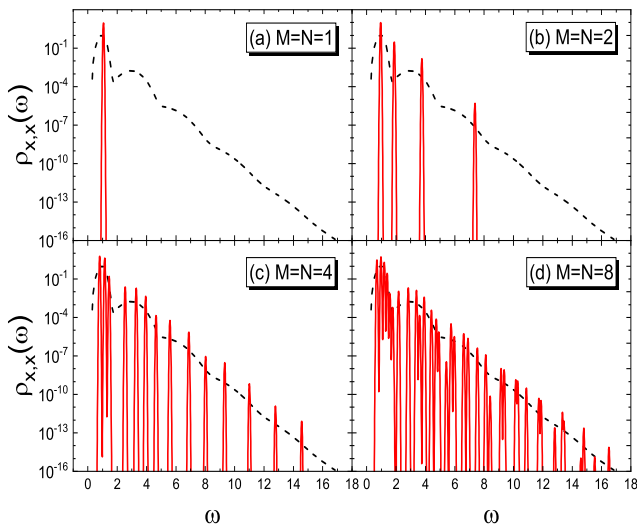


FIG. 2. (color online) Comparison of spectral function  $\rho_{x,x}(\omega)$  obtained from  $B_1$ -PTA (red solid line) with the exact curve (black dashed line). Model parameters are  $\mu = 1.0$ ,  $\omega_0 = 0.3$ ,  $\alpha = 0.25$ , and  $T = 0.3$ . The delta peaks in the PTA curves are broadened using Gaussian function with standard variance  $\sigma = 0.02$ .

Below, we first examine the convergence behavior of the basis  $B_1$ . In the limit  $M = N = \infty$ ,  $B_1$  becomes complete and the results from PTA are expected to become exact. In Fig.1, we show the average value  $\langle x^2 \rangle$  as a functions of  $T$  for various  $M$  (fixing  $N = M$ ). It clearly shows that as  $M = N$  increases, the curve uniformly ap-

proaches the exact dashed line. The inset of Fig.1 shows how the errors of  $\langle x^2 \rangle$ ,  $\langle x^4 \rangle$ , and  $\langle x^6 \rangle$  at  $T = 0.3$  decrease with increasing  $M = N$ . We find that the errors diminish with  $M^{-2}$  (fixing  $N = M$ ). It is also observed that at about  $M = N = 10$ , *i.e.*, at the dimension of basis  $D = M \times N = 100$ , the error from PTA abruptly increases. We have observed that the largest (smallest) eigenvalue of  $\mathbf{I}$  increases (decreases) exponentially with increasing  $M = N$ . At about  $M = N = 10$ , the condition number of  $\mathbf{I}$  deteriorates to such an extent that the iterative solution of PTA equations can no longer be carried out accurately. In our previous application of PTA [6], we also observed similar phenomena, hinting that this problem may be universal for PTA. Note that this problem can not be solved by the use of zeros-removing method discussed in Sec.III.C.

In Fig.2, the spectral function  $\rho_{x,x}(\omega)$  of AHO model at  $T = 0.3$  is shown. In each panel, the red curve (from PTA on basis  $B_1$ ) is compared to the black dashed line (from exact solution [29]). The exact  $\rho_{x,x}(\omega)$  has a series of broad peaks at successively higher frequencies, whose weights decay exponentially with frequency. These multiple peaks are the overtone phenomenon due to the non-linear confinement, broadened by thermal fluctuations. At very low temperature, the peak positions tend to frequencies  $\omega_0, 3\omega_0, 5\omega_0, \text{etc.}$ . The exact spectral function vanishes abruptly for  $\omega < \omega_0$ , in agreement with the fact that  $\omega_0$  is the lowest oscillation frequency for all initial conditions.

It is seen that as  $M = N$  increases up to  $M = N = 8$ , the PTA-produced spectral function contains more and more peaks (we broaden the delta peaks a little for presentation purpose). The peak positions and weights are distributed in such a way that the envelope curve uniformly approaches the exact one, including the primary peak and the higher order ones. Fig.1 and Fig.2 show that both the thermodynamical and the dynamical quantities indeed converge towards the exact value as the dimension of basis increases.

However, if we look at the primary peak alone in Fig.3 on the linear scale, we will find that with increasing  $M = N$ , the primary peak of  $\rho_{x,x}(\omega)$  from PTA receives little improvement. Up to  $M = N = 8$ , the primary peak has got only 4 discernible peaks on the linear scale. Clearly, on the naive basis  $B_1$ , the poles of GF distribute uniformly in the whole frequency axis. Among the  $M \times N$  delta peaks, most of them have high frequencies and tiny weights, such that they contribute little to the broad primary peak. This leads to a very slow convergence in the shape of the primary peak with increasing basis dimension, although the extracted peak position  $\Omega_p$  and width  $\Gamma$  converge fast with increasing  $M = N$ , as shown in the inset of Fig.3.

Fig.4 shows the spectral function  $\rho_{x,x}(\omega)$  obtained from PTA on the  $H$ -expanded basis  $B_2$  (red solid lines), together with the exact curve (black dashed lines). They are shown in log-linear axes. In contrast to the case of basis  $B_1$  (shown in Fig.3), here as the dimension of basis

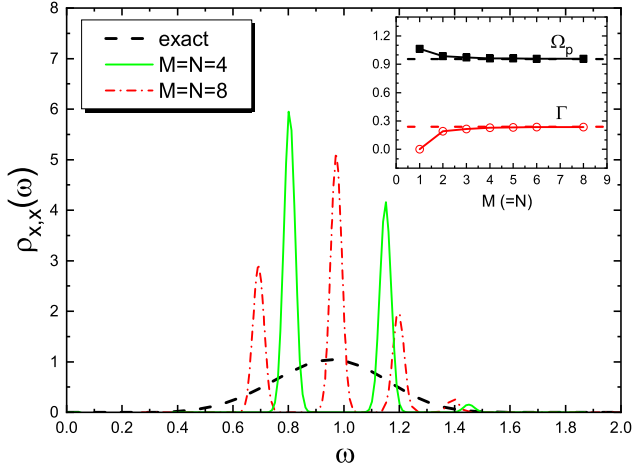


FIG. 3. (color online) Primary peak in the spectral function of AHO model, obtained from basis  $B_1 = \{x^{2m-1}p^{2n-2}\}$  ( $m = 1, 2, \dots, M$ ,  $n = 1, 2, \dots, N$ ) with  $M = N = 4$  (green solid line) and  $M = N = 8$  (red dash-dotted line). The black dashed line is the exact curve. Inset: the peak position (black squares) and peak width (red circles) obtained using different  $M$  ( $N = M$ ). The dashed lines are exact value. Model parameters are  $\mu = 1.0$ ,  $\omega_0 = 0.3$ ,  $\alpha = 0.25$ , and  $T = 0.3$ . For the main figure, we used a constant broadening parameter  $\sigma = 0.02$ .

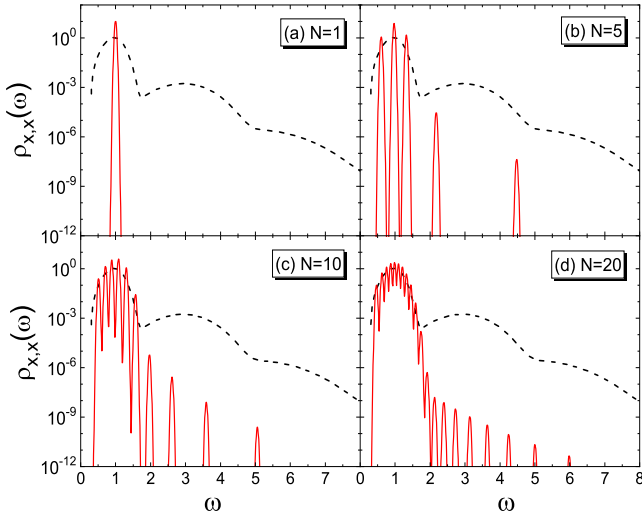


FIG. 4. (color online) Comparison of spectral function  $\rho_{x,x}(\omega)$  of AHO model, obtained from the  $H$ -expanded basis  $B_2 = \{xe^{\lambda_i H}\}$  ( $i = 1, 2, \dots, N$ ) (red solid line) and from the exact solution (black dashed line). Model parameters are  $T = 0.3$ ,  $\mu = 1.0$ ,  $\omega_0 = 0.3$ , and  $\alpha = 0.25$ . PTA curves are broadened with  $\sigma = 0.02$ .

increases, in the frequency regime of the primary peak, one gets significantly more delta peaks. The envelope tends to the exact broad primary peak much faster than that of  $B_1$  basis. A basis with dimension  $N = 20$  already produces about 10 visible peaks densely located within the frequency regime of primary peak, leading to quali-

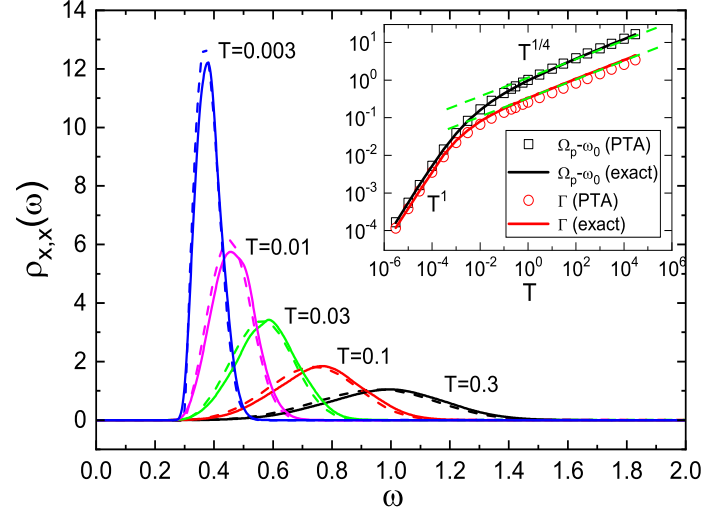


FIG. 5. (color online) Spectral function  $\rho_{x,x}(\omega)$  of AHO model obtained by averaging the results of 500 random realization of  $\{\lambda_i\}$  on basis  $B_2 = \{xe^{\lambda_i H}\}$  ( $i = 1, 2, \dots, N$ ) (solid lines). The broadening scheme  $\sigma = r\Gamma$  is used with  $r = 0.3$ . The exact curve is dashed line. Inset: relative peak position  $\Omega_p - \omega_0$  (squares) and the peak width  $\Gamma$  (circles) as functions of  $T$  from PTA. The solid lines are extracted from exact spectral function. Dashed lines mark the power law  $T^{1/4}$  behavior. Basis dimension  $N = 20$ . Model parameters are  $\mu = 1.0$ ,  $\omega_0 = 0.3$ , and  $\alpha = 0.25$ .

tatively accurate description of the primary peak, if each delta peak of PTA is properly broadened with a Gaussian function. However,  $B_2$  basis also meets its limitation at about  $N = 30$ , beyond which the spectral function can hardly receive any improvement. This is due to the deterioration of the condition number of  $\mathbf{I}$  matrix as the basis dimension increases.

In Fig.5, we compare the spectral function  $\rho_{x,x}(\omega)$  averaged over 500 random  $\lambda_i$  realizations (solid lines) with the exact curve (dashed lines) for different temperatures. Only the primary peak is shown in this plot with linear-linear axis. The agreement is quite good in a wide temperature range. The exact  $\rho_{x,x}(\omega)$  curve has a natural frequency cut off at  $\omega = \omega_0$ , below which there is no spectral weight. This feature is nicely captured by PTA on basis  $B_2$  with averaging on 500 random  $\{\lambda_i\}$ 's (not shown in Fig.5). The inset shows that the relative peak position  $\Omega_p - \omega_0$  and the peak width  $\Gamma$  from Eqs.(46) and (47) are in qualitative agreement with the exact one from low to high temperature limits. The quantitative deviation in  $\Gamma$  becomes apparent only in the high  $T$  regime, with PTA value lower by a factor 0.77.  $\Omega_p - \omega_0$  and  $\Gamma$  have the same power law of  $T$ , being  $T^1$  and  $T^{1/4}$  in the low and high temperature limits, respectively.

These power laws can be understood as follows. The peak position  $\Omega_p$  is qualitatively described by the  $N = 1$



PTA expression

$$\omega_p = \sqrt{\omega_0 + (12\alpha/\mu)\langle x^2 \rangle}. \quad (48)$$

In the low temperature limit, the system tends to be harmonic,  $\langle x^2 \rangle \sim T \ll \omega_0$  due to equipartition theorem. In the high temperature limit, the particle's movement is dominated by the  $x^4$  potential. Exact analysis gives  $\langle x^2 \rangle \sim T^{1/2} \gg \omega_0$  [22]. Eq.(48) then gives the asymptotic behavior of  $\Omega_p(T)$  observed in the inset of Fig.5,

$$\Omega_p(T) \sim \begin{cases} \omega_0 + cT^1, & (T \ll T_{cr}) \\ c'T^{\frac{1}{4}}, & (T \gg T_{cr}). \end{cases} \quad (49)$$

Here,  $c$  and  $c'$  are  $T$ -independent coefficients. The crossover temperature  $T_{cr} \approx 1.0$ .

The spectral width  $\Gamma(T)$  is generated by the thermal fluctuation of oscillating frequency which, due to the non-linear potential, comes from the thermal fluctuation of initial energy  $E_0$  of the system. Guided by Eq.(48), we assume that the particle oscillates with a frequency  $\omega \sim \sqrt{\omega_0^2 + 12\alpha x_0^2}$ , with  $x_0$  being the initial coordinate.  $x_0$  depends on  $E_0$  through  $E_0 \sim \frac{1}{2}\mu\omega_0 x_0^2$  at low  $T$ , and  $E_0 \sim \alpha x_0^4$  at high  $T$ . Inserting them into the expression for  $\omega$  and considering  $E_0 \sim \delta E_0 \sim T$  due to thermal fluctuation, we obtain the fluctuation of frequency  $\delta\omega \sim \delta E_0 \sim T$  at low  $T$ , and  $\delta\omega \sim E_0^{-3/4}\delta E_0 \sim T^{1/4}$ . This explains the observed asymptotic behavior of  $\Gamma(T)$  in the inset of Fig.5,

$$\Gamma(T) \sim \begin{cases} dT^1, & (T \ll T_{cr}) \\ d'T^{\frac{1}{4}}, & (T \gg T_{cr}). \end{cases} \quad (50)$$

If we further enlarge the basis  $B_2$  by adding  $\{x^3 e^{\lambda_i H}\}$ , we obtain basis  $B_3$ . Fig.6 shows the spectral function  $\rho_{x,x}(\omega)$  from PTA on basis  $B_3$ . The exact curve is shown as the black dashed line. The basis dimension of  $B_3$  is  $D = 2N$ . At  $N = 1$ , the two delta peaks are located at the central positions of the primary and the secondary peaks of the exact curve. With increasing  $N$ , PTA produces more and more delta peaks in the frequency regime of the primary and the secondary peaks, forming two broadened curves. Combining the results for  $B_2$  and  $B_3$  bases, we conclude that the  $H$ -expanding of basis can lift the degeneracy of the quasi-particle excitation energies obtained from a lower order PTA, and split the corresponding delta peak into a bunch of densely located peaks, which effectively describe a thermally broadened peak.

#### IV. $\mathcal{H}_k$ -EXPANDED BASIS FOR ONE-DIMENSIONAL NONLINEAR $\phi^4$ LATTICE MODEL

In this section, we apply the  $H$ -expanded basis formalism to the classical one-dimensional nonlinear  $\phi^4$  lattice model and calculate the phonon spectral function

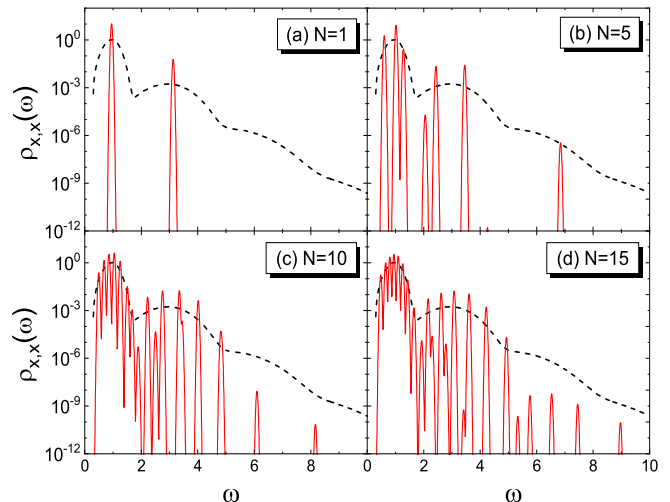


FIG. 6. (color online) Spectral function  $\rho_{x,x}(\omega)$  of AHO model from basis  $B_3 = \{x, x^3\} \otimes \{e^{\lambda_i H}\}$  ( $i = 1, 2, \dots, N$ ) (red solid line), broadened with  $\sigma = 0.02$ . The exact curve is the black dashed line. Model parameters are  $\mu = 1.0$ ,  $\omega_0 = 0.3$ ,  $\alpha = 0.25$ , and  $T = 0.3$ .

$\rho_{Q_k, Q_k^*}$ , with focus on the thermal broadening effect of the phonon peak at  $T > 0$ . Here,  $Q_k = 1/\sqrt{L} \sum_j e^{-ijk} x_j$  is the Fourier component of coordinates of particles. The Hamiltonian of the  $\phi^4$  model reads

$$H = \sum_{i=1}^L \left[ \frac{p_i^2}{2m} + \frac{K}{2} (x_i - x_{i-1})^2 + \frac{\gamma}{4} x_i^4 \right], \quad (51)$$

Here,  $L$  is the total number of particles.  $x_i$  represents the deviation of the  $i$ -th particle from its equilibrium position.  $K$  is the nearest-neighbor coupling strength and  $\gamma$  is the coefficient of the on-site potential. We use periodic boundary condition  $x_0 = x_L$ . This model is obtained by discretizing the classical  $\phi^4$  field [38]. It has been widely used in the study of one-dimensional heat transport [27, 28, 39–44]. Similar to the FPU- $\beta$  model [45], the  $\phi^4$  model has a scaling property which makes it suffice to study only the parameter point  $K = \gamma = 1$  [22]. Below, we will focus on this parameter point.

For this model, the previous PTA study employs the basis  $Q_k$  [22]. To describe the thermal fluctuation effect, it is tempting to expand it into the basis  $A_i^k \equiv Q_k e^{\lambda_i H}$  ( $i = 1, 2, \dots, N$ ), similar to the case of one-variable AHO model. However, we find that this scheme has two problems. First, the peak width  $\Gamma_k$  in the phonon dispersion function  $\rho_{Q_k, Q_k^*}(\omega)$  obtained from this basis is proportional to  $1/\sqrt{L}$ , which vanishes in the large size limit  $L \rightarrow \infty$ . This is unphysical. The reason is that, unlike in the one-variable AHO model, the thermal broadening of the phonon peak of  $\rho_{Q_k, Q_k^*}(\omega)$  for a long chain of atoms is no longer contributed by the fluctuation of total energy  $H$ , but mainly by the thermal fluctuation of energy  $\mathcal{H}_k$  of mode  $k$ . Indeed, in the microscopic canonical ensemble

where the total energy  $H$  is fixed, the  $H$ -expanded basis becomes identical to the single variable  $Q_k$  and hence cannot produce broadened phonon peak. While the MD simulation in the microscopic canonical ensemble can correctly produce the phonon broaden effect.

In fact, in the canonical ensemble in which our formalism is written, the thermal fluctuation  $\delta H$  of the total energy  $H$ , when distributed equally to each mode, gives a magnitude  $\delta H/L$  to the fluctuations of each mode  $H_k$ . Due to the nonlinear coupling, it further gives an uncertainty of the frequency  $\delta\omega_k \sim \sqrt{\delta H/L}$ . This explains the  $1/\sqrt{L}$  dependence of the incorrect results obtained from the basis  $Q_k e^{\lambda_i H}$ .

The second problem of the basis  $\{Q_k e^{\lambda_i H}\}$  is that the complex variable  $Q_k$  becomes real at momenta  $k = 0$  and  $k = \pi$ , which have distinct dynamical and statistical properties from the complex variables at  $k \neq 0, \pi$ . As a result, special care must be taken in PTA formalism to avoid the possible discontinuity in physical results at  $k = 0$  and  $\pi$ . This will complicate the formalism.

Due to the considerations above, in the following, we will work on the real basis  $\text{Re}Q_k$  and  $\text{Im}Q_k$ , and expand the basis using the effective local energy  $\mathcal{H}_k$  of the mode  $k$ , instead of the total Hamiltonian  $H$ . Although  $\mathcal{H}_k$  is no longer a strict conserving quantity like  $H$ , but it is approximately conserving on the level of  $Q_k$ -PTA.

### A. $\{Q_k\}$ -PTA reformulated on real basis

Since we will construct the  $\mathcal{H}_k$ -expanded real basis, in this subsection, we first derive the PTA formalism on the real basis  $\{\text{Re}Q_k, \text{Im}Q_k\}$ . The obtained equations are equivalent to those of PTA on the complex basis  $\{Q_k\}$  discussed in Ref.[22]. Then we expand it with  $e^{\lambda_i \mathcal{H}_k}$ , where  $\mathcal{H}_k$  is the effective energy of the real mode  $k$  (see below). In this part, we reformulate this PTA in terms of real basis, because we will need the results of this lower order PTA to identify the approximate eigen-excitation variable, to introduce the proper mode energy  $\mathcal{H}_k$ , and to expand the former with the latter.

We first define the following dynamical variables,

$$\begin{aligned} Q_k &\equiv \frac{1}{\sqrt{L}} \sum_j x_j e^{-ijk}, \\ P_k &\equiv \frac{1}{\sqrt{L}} \sum_j p_j e^{ijk}, \\ R_k &\equiv \frac{1}{\sqrt{L}} \sum_j x_j^3 e^{-ijk}. \end{aligned} \quad (52)$$

The lattice momentum  $k$  takes  $L$  different values  $k = (2\pi/L)n_k$  ( $n_k = 0, 1, \dots, L-1$ ). Here and below, we assume that  $L$  is an even number so that  $k = \pi$  is possible. We take the real and imaginary part of  $Q_k$  and  $P_k$  as our dynamical variables. Considering the independence of variables, we will confine the momentum  $k$  to  $[0, \pi]$ , and

take the following definition for the dynamical variables

$$\begin{aligned} Q_{1k} &\equiv \alpha_k \text{Re}Q_k, & k \in [0, \pi], \\ Q_{2k} &\equiv -\alpha_k \text{Im}Q_k, & k \in (0, \pi), \\ P_{1k} &\equiv \alpha_k \text{Re}P_k, & k \in [0, \pi], \\ P_{2k} &\equiv \alpha_k \text{Im}P_k, & k \in (0, \pi). \end{aligned} \quad (53)$$

In the above equations, the factor  $\alpha_k$  is for normalizing the variables.  $\alpha_k = 1$  for  $k = 0$  and  $\pi$ , and  $\alpha_k = \sqrt{2}$  for  $k \neq 0$  or  $\pi$ . Note that since  $Q_{k=0}$  and  $Q_{k=\pi}$  are real variables, for  $Q_{1k}$  and  $P_{1k}$ ,  $k$  takes  $L/2 + 1$  values,  $k = (2\pi/L)n_k$  ( $n_k = 0, 1, \dots, L/2$ ). For  $Q_{2k}$  and  $P_{2k}$ ,  $k$  takes  $L/2 - 1$  values,  $k = (2\pi/L)n_k$  ( $n_k = 1, \dots, L/2 - 1$ ). Altogether we have  $L$  independent real variables.

One can prove that the above-defined variables  $Q_{\nu k}$  and  $P_{\nu k}$  ( $\nu = 1, 2$ ) fulfil the properties of canonical variables. That is,  $\{Q_{\nu k}, Q_{\mu p}\} = \{P_{\nu k}, P_{\mu p}\} = 0$  and  $\{Q_{\nu k}, P_{\mu p}\} = \delta_{\nu\mu} \delta_{kp}$ . They are a set of complete and independent real dynamical variables in place of  $\{x_i, p_i\}$  or  $\{Q_k, P_k\}$ .

The PTA formalism on the basis  $Q_{\nu k}$  ( $k \in [0, \pi]$  for  $\nu = 1$ , and  $k \in (0, \pi)$  for  $\nu = 2$ ) can be obtained from the previous PTA equations on basis  $Q_k$  [22]. We obtain the inner product matrix  $I_{\nu k, \mu p}$  and the Liouville matrix  $L_{\nu k, \mu p}$  as

$$\begin{aligned} I_{\nu k, \mu p} &= \frac{1}{m} \delta_{\nu\mu} \delta_{kp}, \\ L_{\nu k, \mu p} &= \frac{1}{m} \omega_k^2 \delta_{\nu\mu} \delta_{kp}. \end{aligned} \quad (54)$$

The phonon excitation energy  $\omega_k$  is given by

$$\omega_k = \sqrt{\frac{1}{m} [2K(1 - \cos k) + 3\gamma \langle x^2 \rangle]}. \quad (55)$$

From these expressions, one obtains the spectral functions  $\Lambda_{Q_{\nu k}, Q_{\mu p}}(\omega)$  as

$$\Lambda_{Q_{\nu k}, Q_{\mu p}}(\omega) = \delta_{\nu\mu} \delta_{kp} \frac{1}{2m\omega_k} [\delta(\omega - \omega_k) - \delta(\omega + \omega_k)]. \quad (56)$$

The PTA self-consistent equation for  $\langle x^2 \rangle$  is obtained from the spectral theorem Eq.(4) as

$$\begin{aligned} \langle x^2 \rangle &= \frac{1}{L} \sum_{\nu=1}^2 \sum_{k_\nu} \langle Q_{\nu k_\nu}^2 \rangle \\ &= \frac{1}{L} \sum_{k \in [0, 2\pi)} \frac{1}{\beta m \omega_k^2}. \end{aligned} \quad (57)$$

In the last line above, we have used the fact  $\langle Q_{1k}^2 \rangle = \langle Q_{2k}^2 \rangle = \langle Q_{1, 2\pi-k}^2 \rangle$  for  $k \in (0, \pi)$ . The final expression is same as that of the  $\{Q_k\}$  basis PTA.

### B. effective Hamiltonian $\mathcal{H}_{\nu k}$ of the mode ( $\nu k$ )

In order to expand the basis  $Q_{\nu k}$  using the mode energy, we first have to construct an effective energy  $\mathcal{H}_{\nu k}$

for mode  $(\nu k)$ . We will do this construction approximately based on the real basis  $\{Q_{1k}, Q_{2k}\}$  PTA equations discussed above. The effective energy  $\mathcal{H}_{\nu k}$  is constructed by the following principles. First, it is a real variable with the unit of energy; second, it generates the expected dynamics, *i.e.*,  $\{Q_{\nu k}, \mathcal{H}_{\nu k}\} \approx \{Q_{\nu k}, H\}$  and  $\{P_{\nu k}, \mathcal{H}_{\nu k}\} \approx \{P_{\nu k}, H\}$ ; and third, it is a zero-th order conserving quantity, *i.e.*,  $\{\mathcal{H}_{\nu k}, H\} \approx 0$ . The third principle is required because the broadening of phonon peak will be regarded in our theory as the splitting the degeneracy of the excitation energy  $\omega_k$  by high order fluctuations beyond the zero-th order approximation, as discussed in the case of one-variable AHO model. In this work, the two last principles are fulfilled at the level of PTA on the basis  $\{Q_{1k}, Q_{2k}\}$ .

From Eq.(54) of  $\{Q_{1k}, Q_{2k}\}$ -PTA and the general principle of PTA, we have the approximate EOM as

$$\begin{aligned} \{Q_{\nu k}, H\} &= \frac{1}{m} P_{\nu k}, \\ \{P_{\nu k}, H\} &\approx -m\omega_k^2 Q_{\nu k}. \quad (\nu = 1, 2) \end{aligned} \quad (58)$$

It is then easy to find the two eigen excitation variables associated to mode  $(\nu k)$  by diagonalizing the EOM matrix. We obtain

$$\begin{aligned} a_{\nu k}^{(1)} &= c_k (m\omega_k^2 Q_{\nu k} - i\omega_k P_{\nu k}), \\ a_{\nu k}^{(2)} &= \tilde{c}_k (m\omega_k^2 Q_{\nu k} + i\omega_k P_{\nu k}). \end{aligned} \quad (59)$$

They obey  $\{a_{\nu k}^{(1)}, H\} \approx i\omega_k a_{\nu k}^{(1)}$ , and  $\{a_{\nu k}^{(2)}, H\} \approx -i\omega_k a_{\nu k}^{(2)}$ , respectively.

One can construct the approximately conserving quantity  $\mathcal{H}_{\nu k}$  as  $\mathcal{H}_{\nu k} = f_k a_{\nu k}^{(1)*} a_{\nu k}^{(1)}$ . It satisfies the approximate conservation  $\{\mathcal{H}_{\nu k}, H\} \approx 0$ . Fixing the coefficients  $c_k$  and  $\tilde{c}_k$  from the second principle, *i.e.*,  $\{Q_{\nu k}, \mathcal{H}_{\nu k}\} \approx \{Q_{\nu k}, H\}$ , we obtain the effective Hamiltonian of mode  $(\nu k)$  as

$$\mathcal{H}_{\nu k} = \frac{1}{2} m\omega_k^2 Q_{\nu k}^2 + \frac{1}{2m} P_{\nu k}^2, \quad (60)$$

which has the desired properties

$$\begin{aligned} \{\mathcal{H}_{\nu k}, H\} &\approx 0, \\ \{Q_{\nu k}, \mathcal{H}_{\nu k}\} &\approx \{Q_{\nu k}, H\} \\ \{P_{\nu k}, \mathcal{H}_{\nu k}\} &\approx \{P_{\nu k}, H\}. \end{aligned} \quad (61)$$

### C. PTA on $\mathcal{H}_{\nu k}$ -expanded basis

Following the same practice of PTA on the  $H$ -expanded basis for the one-variable AHO model, we construct the expanded basis for one-dimensional  $\phi^4$  lattice model in the subspace  $(\nu k)$  as

$$A_i^{\nu k} = Q_{\nu k} e^{\lambda_i \mathcal{H}_{\nu k}}. \quad (\lambda_i \text{ real}, \quad i = 1, 2, \dots, N) \quad (62)$$

Here,  $(\nu k) = (1, k_1)$  and  $(2, k_2)$ , with  $k_1 \in [0, \pi]$  and  $k_2 \in (0, \pi)$ , respectively. We assign  $\lambda_1 = 0$  to make sure  $A_1^{\nu k} = Q_{\nu k}$ .

The inner product matrix  $\mathbf{I}^{\nu k}$  and the Liouville matrix  $\mathbf{L}^{\nu k}$  are derived from straightforward calculation, along the line for the AHO model in Appendix A. In the derivation, we have used the properties Eq.(61) of  $\mathcal{H}_{\nu k}$ . We obtain

$$\begin{aligned} I_{ij}^{\nu k} &= \frac{1}{m} \frac{\beta}{\beta - \lambda_i - \lambda_j} \langle e^{(\lambda_i + \lambda_j) \mathcal{H}_{\nu k}} \rangle, \\ L_{ij}^{\nu k} &= \frac{1}{m} 2K(1 - \cos \omega) I_{ij}^{\nu k} \\ &\quad + \frac{1}{m^2} \frac{\beta}{\beta - \lambda_i - \lambda_j} 3\gamma \langle x^2 e^{(\lambda_i + \lambda_j) \mathcal{H}_{\nu k}} \rangle. \end{aligned} \quad (63)$$

In the above equations, like in the study of AHO model, we evaluate  $\langle e^{(\lambda_i + \lambda_j) \mathcal{H}_{\nu k}} \rangle$  using the quadratic variational approximation

$$\begin{aligned} \langle e^{(\lambda_i + \lambda_j) \mathcal{H}_{\nu k}} \rangle &\approx \langle e^{(\lambda_i + \lambda_j) \mathcal{H}_{\nu k}} \rangle_{\text{vari}} \\ &= \frac{\beta}{\beta - \lambda_i - \lambda_j}, \end{aligned} \quad (64)$$

with the variational Hamiltonian

$$\begin{aligned} H_{\text{vari}} &= \sum_k H_k, \\ H_k &= \frac{1}{2m} P_k^* P_k + \frac{1}{2} m\omega_k^2 Q_k^* Q_k. \end{aligned} \quad (65)$$

To calculate  $\langle x^2 e^{(\lambda_i + \lambda_j) \mathcal{H}_{\nu k}} \rangle$  self-consistently, we write it into

$$\begin{aligned} &\langle x^2 e^{(\lambda_i + \lambda_j) \mathcal{H}_{\nu k}} \rangle \\ &= \frac{1}{L} \sum_{\mu p} \langle Q_{\mu p}^2 e^{(\lambda_i + \lambda_j) \mathcal{H}_{\nu k}} \rangle \\ &= \frac{1}{L} \sum_{\mu p} \langle Q_{\mu p}^2 e^{(\lambda_i + \lambda_j) \mathcal{H}_{\mu p}} \frac{e^{(\lambda_i + \lambda_j) \mathcal{H}_{\nu k}}}{e^{(\lambda_i + \lambda_j) \mathcal{H}_{\mu p}}} \rangle \\ &\approx \frac{1}{L} \sum_{\mu p} \left[ \langle Q_{\mu p}^2 e^{(\lambda_i + \lambda_j) \mathcal{H}_{\mu p}} \rangle \frac{\langle e^{(\lambda_i + \lambda_j) \mathcal{H}_{\nu k}} \rangle}{\langle e^{(\lambda_i + \lambda_j) \mathcal{H}_{\mu p}} \rangle} \right] \\ &\approx \frac{1}{L} \sum_{\mu p} \langle A_i^{\mu p} A_j^{\mu p} \rangle. \end{aligned} \quad (66)$$

In the above approximation, the momentum dependence of  $\langle x^2 e^{(\lambda_i + \lambda_j) \mathcal{H}_{\nu k}} \rangle$  is neglected. This makes the interaction part of  $\mathbf{L}$  matrix  $k$ -independent, reminiscent of the local self-energy in the dynamical mean-field theory [46, 47]. Note that the additional approximation used in Eq.(66) exaggerates the coupling between different modes and tends to overestimate the broadening. See Fig.11. The final expression can be evaluated from  $\mathbf{I}^{\nu k}$  and  $\mathbf{L}^{\nu k}$  via

$$\langle A_i^{\nu k} A_j^{\nu k} \rangle \approx \frac{1}{\beta} \left[ \mathbf{I}^{\nu k} (\mathbf{L}^{\nu k})^{-1} \mathbf{I}^{\nu k} \right]_{ij}. \quad (67)$$

From the self-consistent solution of the above equations, one can finally obtain the interested physical quantities. Here we are interested mainly in the spectral function  $\rho_{Q_k, Q_k^*}(\omega)$ . It is expressed by the spectral functions

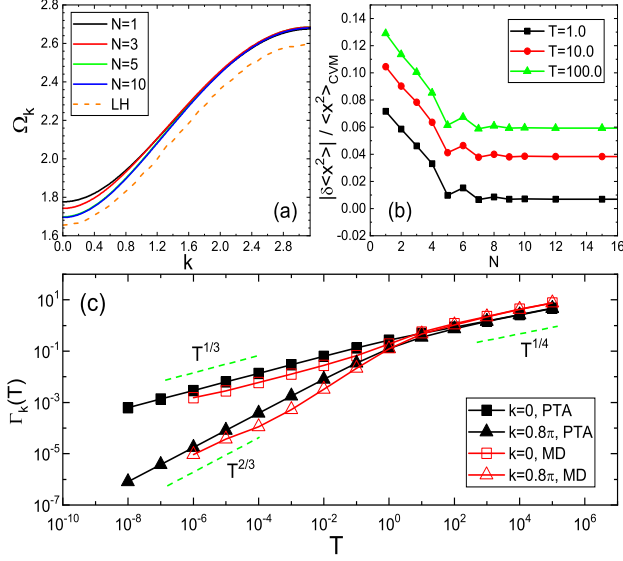


FIG. 7. (color online) (a) Phonon dispersion  $\Omega_k$  curves at  $T = 5.0$  from PTA on the  $\mathcal{H}_{\nu k}$ -expanded basis, for various dimension  $N$ 's (solid lines). The dashed line (denoted as LH) is the lower bound harmonic variational result [24]. (b) Relative error of  $\langle x^2 \rangle$  from PTA with respect to that from cluster variational method (CVM) [50] versus basis dimension  $N$ , for different temperatures. (c) Spectral width  $\Gamma_k$  as functions of temperature. Filled and empty symbols with guiding lines are data from PTA and MD, respectively. The dashed lines mark the power law. Model parameters are  $m = 1.0$ ,  $K = 1.0$ ,  $\gamma = 1.0$ , and  $L = 1000$ .  $L = 4000$  is used for  $T \leq 10^{-2}$  in panel (c).

of real variables  $\rho_{Q_{1k}, Q_{1k}}(\omega)$  as

$$\rho_{Q_k, Q_k^*}(\omega) = \begin{cases} \rho_{Q_{1k}, Q_{1k}}(\omega), & k \in [0, \pi] \\ \rho_{Q_{12\pi-k}, Q_{12\pi-k}}(\omega), & k \in (\pi, 2\pi). \end{cases} \quad (68)$$

The spectral function  $\rho_{Q_{1k}, Q_{1k}}(\omega)$  is then calculated from the standard PTA formalism Eqs.(11) and (12). Note that in the case of one-dimensional basis  $N = 1$ , the  $\mathcal{H}_{\nu k}$ -expanded basis recovers the basis  $\{Q_{\nu k}\}$ , and the excitation energy is given by the  $\omega_k$  in Eq.(55).

In the practical calculation, the above equations are combined with the zeros-removing method described in section III.C.

#### D. spectral function $\rho_{Q_k, Q_k^*}(\omega)$ for one-dimensional $\phi^4$ lattice model

Here, we present the numerical results obtained from the above formula for one-dimensional  $\phi^4$  lattice model. We use the scheme Eqs.(44) and (45) for assigning  $\{\lambda_i\}$  values in our calculation.

First, in Fig.7, we benchmark PTA on the  $\mathcal{H}_{\nu k}$ -expanded basis by checking the convergence of its re-

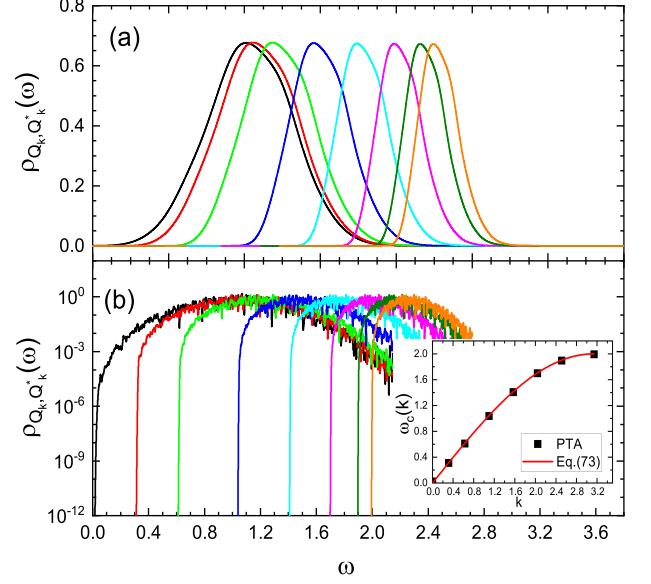


FIG. 8. (color online) Spectral function  $\rho_{Q_k, Q_k^*}(\omega)$  at various  $k$  for one-dimensional  $\phi^4$  lattice model at  $T = 1.0$ . In both panels, from left to right,  $k = 0, 0.1\pi, 0.2\pi, 0.35\pi, 0.5\pi, 0.65\pi, 0.8\pi$ , and  $\pi$ . (a) linear scale, with broadening parameter  $r = 0.3$ ; (b) log scale, with  $r = 0.01$ , obtained by averaging results of 200 random  $\{\lambda_i\}$ 's. Inset of panel (b) shows the cut-off frequency  $\omega_c(k)$  extracted from PTA (squares) and Eq.(73) (line). Model parameters are  $m = 1.0$ ,  $K = 1.0$ ,  $\gamma = 1.0$ , and  $L = 1000$ .  $\Delta = 7.0$  for  $k \neq 0$  and  $\Delta = 12.0$  for  $k = 0$ .

sults with increasing basis dimension  $N$ , taking other results as references. In Fig.7(a), we plot the dispersion  $\Omega_k$  curve obtained from successively larger bases. The curve from the lower bound harmonic variational approximation (LH) [24] (dashed line) is shown for comparison. It is seen that as  $N$  increases, the long wave length part of  $\Omega_k$  shifts towards the LH curve which is expected to be more accurate. But the short wave length part shifts only slightly.  $\Omega_k$  curve converges at about  $N = 10$ . Since our basis is not complete in the limit  $N = \infty$ , we do not expect the dispersion converges to the exact curve. We see that PTA with  $N = 1$  already produces quite accurate  $\Omega_k$  and for this quantity only limited improvement can be gained by enlarging  $N$ .

Fig.7(b) shows the relative error in  $\langle x^2 \rangle$  calculated from PTA, taking the value from a two-site cluster variational method [48, 49] (CVM) as a reference. CVM was originally designed for Ising-like lattice models with discrete degrees of freedom and was applied to Klein-Gordan lattice model with continuous degrees of freedom [50]. It is known that the two-site CVM produces exact static averages for one-dimensional models with nearest-neighbour interaction [51]. So here we take the CVM results as a reference. As  $N$  increases from  $N = 1$ , the error of PTA first decreases and then saturates at about  $N = 10$ . The saturated error increases with increasing

temperature. This shows both the effect and the limitation of the  $\mathcal{H}_{\nu k}$ -expanded basis.

In Fig.7(c), we compare the spectral width  $\Gamma_{k=0}(T)$  and  $\Gamma_{k=0.8\pi}(T)$  as functions of  $T$ , extracted from  $\rho_{Q_k, Q_k^*}(\omega)$  of PTA, and from the power spectrum of molecular dynamical (MD) simulation using the half-area method [36]. To extract  $\Gamma_k(T)$  from the MD simulation, we first define the complex normal variables

$$a_k = i\tilde{P}_k + \tilde{Q}_k, \quad (69)$$

where

$$\tilde{P}_k = \sqrt{\frac{2}{L}} \sum_{j=1}^L p_j \sin(jk), \quad (70)$$

$$\tilde{Q}_k = \sqrt{\frac{2}{L}} \sum_{j=1}^L x_j \sin(jk). \quad (71)$$

are momentum and coordinate variables. We first calculate  $|\hat{a}_k(\omega)|^2$ , the Fourier transform of the complex normal variable  $a_k(t)$  in Eq. (69).  $\Gamma_k$  is then defined as the width of the frequency window around the center  $\tilde{\omega}_k$  of the power spectrum  $|\hat{a}_k(\omega)|^2$ , in which the power is equal to half of the total power. That is,

$$\frac{\int_{\tilde{\omega}_k - \Gamma_k/2}^{\tilde{\omega}_k + \Gamma_k/2} |\hat{a}_k(\omega)|^2 d\omega}{\int_0^\infty |\hat{a}_k(\omega)|^2 d\omega} = \frac{1}{2}. \quad (72)$$

Here,  $\tilde{\omega}_k$  is the the center frequency of the peak in  $|\hat{a}_k(\omega)|^2$ . In the case of large fluctuations, this definition gives much more robust result in the numerical simulation than the standard method does [36].

In Fig.7(c), for both  $k = 0$  and  $k = 0.8\pi$ , we see a qualitative agreement between PTA and MD results. Both curves for  $k = 0$  (squares) and  $k = 0.8\pi$  (up triangles) show qualitative agreement in all temperature regime. In particular, the asymptotic power law behaviors, *i.e.*,  $\Omega_k(T \rightarrow \infty) \sim T^{1/4}$ ,  $\Omega_{k=0}(T \rightarrow 0) \sim T^{1/3}$ , and  $\Omega_{k \neq 0}(T \rightarrow 0) \sim T^{2/3}$  are observed in both results. The source of these asymptotic power laws will be analysed in Fig.12. Part of the quantitative deviation between PTA and MD results may be traced back to the truncation error and additional errors introduced in Eq.(66). We find that the present PTA on  $\mathcal{H}_{\nu k}$ -expanded basis slightly underestimates  $\Gamma_k$  in the high temperature regime, and overestimate it by a factor of 5.0 in the low  $T$  regime. This is similar to the case of AHO model, as shown in the inset of Fig.5. Another source of the discrepancy may lie in the different definition and extraction method of  $\Gamma_k$ . Other spectral width data from MD simulation in the literatures [27, 28, 37] are also compared with our results. We find qualitative agreement in both the  $k$  and  $T$  dependences. See Fig.11.

In Fig.8, we show the evolution of spectral function  $\rho_{Q_k, Q_k^*}(\omega)$  of one-dimensional  $\phi^4$  lattice model with momentum  $k$  at  $T = 1.0$ , obtained from  $\mathcal{H}_{\nu k}$ -expanded basis PTA and averaging over 200 random realization of

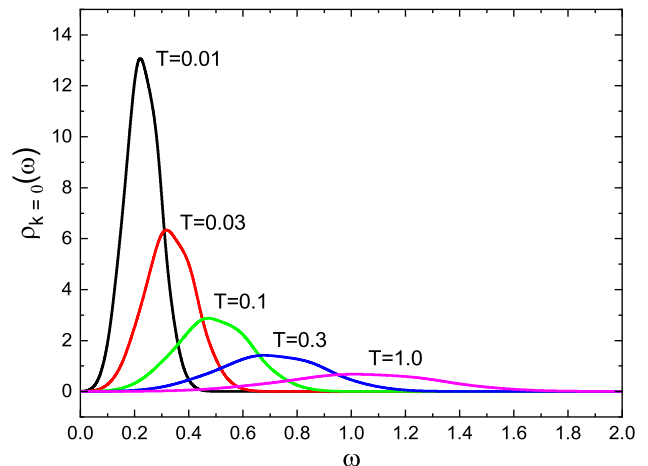


FIG. 9. (color online) Spectral function  $\rho_{Q_k, Q_k^*}(\omega)$  at  $k = 0$  for one-dimensional  $\phi^4$  lattice model at different temperatures. Curves are obtained from averaging the results of 400 random  $\{\lambda_i\}$ 's with  $\Delta = 7.0$ . Broadening parameter  $r = 0.3$ . Model parameters are  $m = 1.0$ ,  $K = 1.0$ ,  $\gamma = 1.0$ , and  $L = 1000$ .

$\{\lambda_i\}$ 's. Panels (a) and (b) show the curve on the linear and log y axis, respectively. As  $k$  increases, the peak position increases and the width of the peak shrinks. The heights of the peaks do not change much, since the total weight of  $\rho_{Q_k, Q_k^*}(\omega)$  in  $\omega > 0$  is not conserved. In (b), the spectral function shows a feature similar to that of AHO model: a low frequency cut-off at frequency  $\omega_c(k)$ . In AHO model,  $\rho_{x,x}(\omega)$  has a low frequency cut-off at  $\omega_c = \omega_0$ , which is well described by the  $H$ -expanded PTA with random averaging. The similarity between PTA equations of AHO model, Eqs.(21), (22), and (25), and those of one-dimensional  $\phi^4$  lattice model, Eqs.(63), (64), (66), and (67) can explain the low frequency cut-off in the one-dimensional  $\phi^4$  lattice model and gives the cut-off frequency

$$\omega_c(k) = \sqrt{(2K/m)(1 - \cos k)}. \quad (73)$$

The inset of Fig.8(b) compares the observed cut off frequency (symbols) with this equation (line) and perfect agreement is obtained.

Fig.9 shows the evolution of phonon spectral function  $\rho_{Q_k, Q_k^*}(\omega)$  with temperature. We used basis dimension  $N = 20$ . For a given  $T$ , the spectral function curve has a single, almost symmetric peak in the positive frequency regime, located around  $\omega = \Omega_{k=0}$ , with width  $\Gamma_{k=0}$ . Both  $\Omega_{k=0}$  and  $\Gamma_{k=0}$  increases with increasing temperature. We will see from Fig.12 that both increase as  $T^{1/3}$  in the low temperature regime, while as  $T^{1/4}$  in the high temperature limit. Note that the frequency with the largest  $\rho_{Q_k, Q_k^*}(\omega)$  is numerically very close to the  $\Omega_k$  calculated from Eq.(46) from a one-shot raw  $\rho_{Q_k, Q_k^*}(\omega)$  data. Therefore, in this paper, we always use the latter definition for the dispersion.

Comparing  $\Omega_k$  to the dispersion  $\omega_k$  Eq.(55) obtained

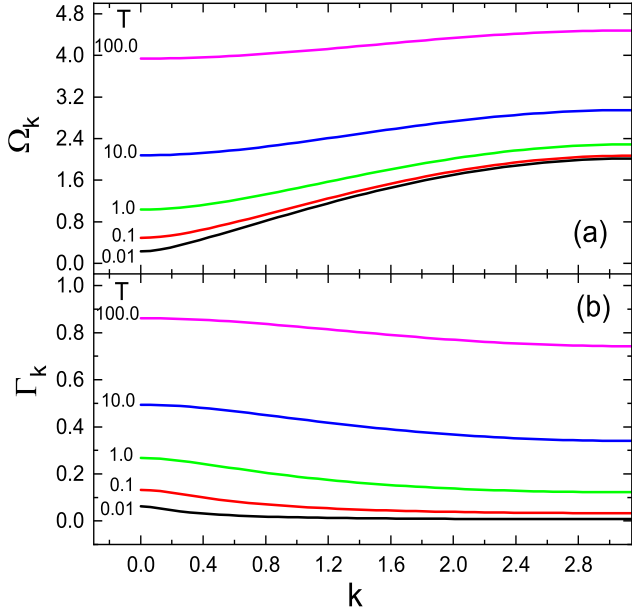


FIG. 10. (color online) (a) Dispersion  $\omega_k$  and (b) the spectral width  $\Gamma_k$  for one-dimensional  $\phi^4$  lattice model. They are extracted from the phonon spectral function  $\rho_{Q_{1k}, Q_{1k}}(\omega)$  from PTA on  $H_{\nu k}$ -expanded basis with  $N = 20$ . Temperatures are marked out in the figure. Model parameters are  $m = 1.0$ ,  $K = 1.0$ ,  $\gamma = 1.0$ . We use  $L = 1000$  for  $T = 0.01$  and  $L = 100$  for other temperatures.

from a single  $Q_k$ -basis calculation (equivalent to the  $\mathcal{H}_{\nu k}$ -expanded basis at  $N = 1$  as well as to the quadratic variation [22]), we find the same qualitative behavior and small quantitative deviation. We conclude that the phonon dispersion from  $N = 1$  PTA is already quite accurate and quantitative improvement of  $\Omega_k$  with increasing  $N$  is limited.

Fig.10 shows the dispersion  $\Omega_k$  and width  $\Gamma_k$ , extracted from  $\rho_{Q_k, Q_k^*}(\omega)$  using Eqs.(46) and (47), respectively. We present them as functions of  $k$  for various temperatures. The dispersion  $\Omega_k$  shown in Fig.10(a) is quantitatively close to Eq.(55), as checked in Fig.7(a). The gap at  $k = 0$  increases with temperature in a two-section power-law fashion, as summarized in Fig.12(a). The spectral width shown in Fig.10(b) is a decreasing function of  $k$  for all  $T$ , in agreement with the MD result [37]. The long wave length phonons that are important to the thermal transport have strong damping by thermal fluctuations. This leads to a finite thermal conductivity in the thermal dynamical limit at  $T > 0$ , in contrast to the lattice models with continuous spatial translational invariance. Note that the data in Fig.10 are converged with respect to increasing chain length  $L$ . To obtain reliable data for the thermal dynamical limit, we used the chain length up to  $L = 4000$  that is larger than the correlation length of the lowest studied temperature.

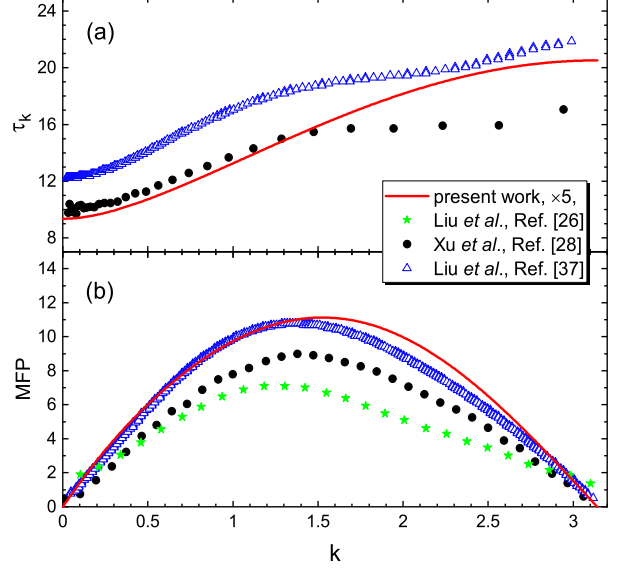


FIG. 11. (color online) Comparison of (a)  $\tau_k$ , and (b) the mean free path  $l_k$  at  $T = 1.0$  obtained from PTA and various MD simulations in Refs. [26, 28, 37]. Model parameters are  $m = 1.0$ ,  $K = 1.0$ ,  $\gamma = 1.0$ , and  $L = 1000$ . PTA results are multiplied by a factor 5.0 in the figure.

In Fig.11, we make quantitative comparisons between the results from PTA and various MD simulations. Fig.11(a) shows the phonon life time  $\tau_k \equiv 1/(2\Gamma_k)$  and Fig.11(b) shows the mean free path  $l_k \equiv \tau_k v_k$  at  $T = 1.0$ . Note that the extraction of  $\tau_k$  and  $l_k$  from MD simulation is a nontrivial task and there are various ways of doing it [26, 28, 37]. This leads to quantitative deviations among different MD results. The PTA results for  $\tau_k$  and  $l_k$  are smaller than those of MD by a factor of 5 or so. When multiplied by a factor 5, PTA result has qualitatively same  $k$ -dependence with the MD curves. We believe that, apart from the difference in the definition of  $\Gamma_k$ , the approximation in Eq.(66) is a major source for the underestimation of  $\tau_k$  and  $l_k$  in PTA. In Eq.(66), the correlation between  $Q_{\mu p}^2$  and  $e^{(\lambda_i + \lambda_j)\mathcal{H}_{\nu k}}$  for modes  $(\mu p) \neq (\nu k)$  are replaced with those of the same mode. This tends to exaggerate  $\langle x^2 e^{(\lambda_i + \lambda_j)\mathcal{H}_{\nu k}} \rangle$  and hence overestimates the broadening  $\Gamma_k$  at low temperatures (see Fig.7(c)). Further improvement of our theory in this aspect is in progress.

Fig.12 shows the temperature dependence of  $\Omega_k$  and  $\Gamma_k$ , for a series  $k$  from 0 to  $\pi$ . The dispersion  $\Omega_k(T)$  shown in Fig.12(a) is a three-section power law curve of temperature except at  $k = 0$ . In the high temperature regime  $T \gg T_{cr} \sim 1.0$ ,  $\Omega_k(T) \sim T^{1/4}$  and the curves for all momentum merge into the curve  $\Omega(T)$  of the AHO model (stars in the figure). This shows that  $T \gg T_{cr}$  is a local-oscillator regime where oscillations are dominated by local  $x^4$  potential. As temperature decreases below  $T_{cr}$ ,  $\Omega_k(T) \sim T^{1/3}$ , before it finally enter a plateau at very low temperature  $T \ll T_k$ . The crossover tem-

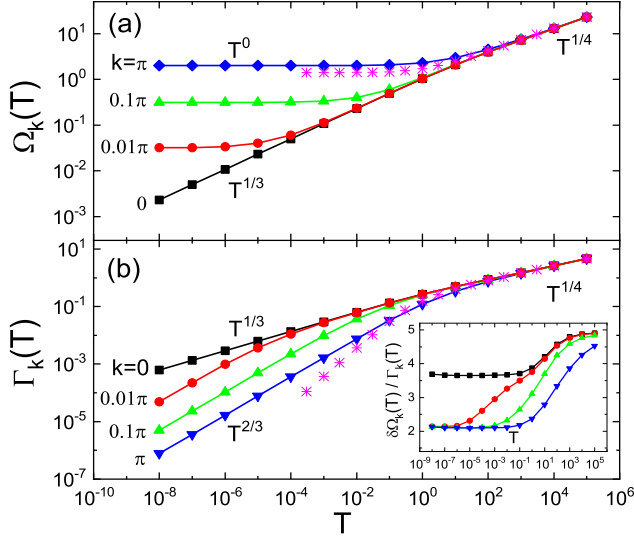


FIG. 12. (color online) (a) Dispersions  $\Omega_k$  and (b) the spectral widths  $\Gamma_k$  as functions of  $T$  for various momenta. They are extracted from  $\rho_{Q_{1k}, Q_{1k}}(\omega)$  of one-dimensional  $\phi^4$  lattice model, obtained from PTA on  $H_{\nu k}$ -expanded basis with  $N = 20$ . The low and high temperature asymptotic power laws are marked in the figure. The stars are results for AHO model. Inset: ratio of  $\delta\Omega_k(T) = \Omega_k(T) - \sqrt{(2k/m)(1 - \cos k)}$  and  $\Gamma_k(T)$  as functions of  $T$  for the same  $k$  values as the main figure. Model parameters are  $m = 1.0$ ,  $K = 1.0$ , and  $\gamma = 1.0$ . We used  $L = 100$  (for high  $T$ )  $\sim 4000$  (for low  $T$ ) which are much larger than the correlation length at the corresponding temperature.

perature  $T_k$  decreases when  $k$  decreases. In particular,  $T_{k=0} = 0$  and the intermediate temperature power law  $\Omega_{k=0}(T) \sim T^{1/3}$  is thus maintained to  $T = 0$ .

Fig.12(b) shows the spectral width  $\Gamma_k(T)$ . It is also an increasing function with three-section power-law behavior, except at  $k = 0$ . Being different from  $\Omega_k$ ,  $\Gamma_k$  decreases with increasing  $k$ . It tends to zero at  $T = 0$  for all momenta. At high temperatures  $T \gg T_{cr} \sim 1.0$ ,  $\Gamma_k(T) \sim T^{1/4}$  for all momenta and they merge into the  $\Gamma(T)$  curve of AHO model (stars). As temperature lowers,  $\Gamma_k(T) \sim T^{1/3}$  in a temperature window  $T_k \ll T \ll T_{cr}$ . The  $T_k$  here is the same  $k$ -dependent crossover temperature in the  $\Omega_k(T)$  curve. Finally, when  $T \ll T_k$ , we have the third section with power law  $\Gamma_k(T) \sim T^{2/3}$ . For  $k = 0$ ,  $T_{k=0} = 0$ . So  $\Gamma_{k=0}(T) \sim T^{1/3}$  is maintained to the low temperature limit. As shown in Fig.7(c), these power laws are also observed in the MD results.

The inset of Fig.12(b) shows the ratio  $\delta\Omega_k(T)/\Gamma_k(T)$  as functions of  $T$  for the same  $k$ 's as in the main figure. Here  $\delta\Omega_k(T) \equiv \Omega_k(T) - \Omega_k(T = 0)$ , with  $\Omega_k(T = 0) = \sqrt{(2k/m)(1 - \cos k)}$  being the dispersion at zero temperature. It is seen that the power laws in the numerator and denominator cancels, giving a ratio that is weakly dependent on  $T$  and  $k$ . This confirms the asymptotic expressions for  $\Omega_k(T)$  and  $\Gamma_k(T)$  in Eqs.(74) and (75).

The peculiar temperature dependence of  $\Omega_k(T)$  and  $\Gamma_k(T)$  can be understood in terms of the quadratic variation result for  $\omega_k$  in Eq.(55), by a similar analysis as for the AHO model. It is well known [22, 38, 50] that for  $\phi^4$  model,  $\langle x^2 \rangle \sim T^{2/3}$  for  $T \ll T_{cr}$  and  $\langle x^2 \rangle \sim T^{1/2}$  for  $T \gg T_{cr}$ .  $T_{cr}$  depends on the ratio between  $K$  and  $\gamma$ , and  $T_{cr} \sim 1.0$  in our calculation. Putting this into Eq.(55), one obtains the asymptotic  $T$  dependence of dispersion as

$$\Omega_k(T) \sim \begin{cases} \Omega_k(T = 0) + cT^{2/3}, & (T \ll T_k) \\ c' T^{1/3}, & (T_k \ll T \ll T_{cr}) \\ c'' T^{1/4}, & (T \gg T_{cr}). \end{cases} \quad (74)$$

Here,  $\Omega_k(T = 0) = \sqrt{(2K/m)(1 - \cos k)}$  is the zero temperature phonon dispersion.  $T_k$  is obtained by equating  $2K(1 - \cos k)$  with  $3\gamma\langle x^2 \rangle$  in Eq.(55), which gives  $T_k \sim [(K/\gamma)(1 - \cos k)]^{3/2}$ . It tends to zero in the limit  $k = 0$ . Therefore, we call the three regimes of temperature the local oscillator regime ( $T \gg T_{cr}$ ), the pure harmonic regime ( $T \ll T_k$ ) regime where anharmonic interaction does not appear in the dispersion  $\Omega_k \approx \omega_k(\gamma = 0)$ , and the renormalized harmonic regime  $T_k \ll T \ll T_{cr}$ , where the oscillators still form collective waves but with renormalized dispersion since  $3\gamma\langle x^2 \rangle \gg \omega_k$  in Eq.(55).

For the thermal broadening  $\Gamma_k(T)$ , we invoke the expression  $\omega_k(E_0) \sim \sqrt{\frac{1}{m} [2K(1 - \cos k) + 3\gamma x_0^2]}$ , according to Eq.(55). Here  $E_0$  is the initial energy of the mode  $k$ , which has a fluctuation magnitude of  $T$ . In the low temperature limit,  $x_0^2 \sim \langle x^2 \rangle \sim T^{2/3} \sim E_0^{2/3}$ . In the high temperature, the energy is dominated by the  $x^4$  local potential and we have  $x_0^4 \sim E_0$ . Inputting these relations into  $\omega_k(E_0)$  and taking  $E_0 \sim \delta E_0 \sim T$ , we obtain the expression

$$\Gamma_k(T) \sim \begin{cases} dT^{2/3}, & (T \ll T_k) \\ d' T^{1/3}, & (T_k \ll T \ll T_{cr}) \\ d'' T^{1/4}, & (T \gg T_{cr}). \end{cases} \quad (75)$$

Here, we have assumed  $T_k \ll T_{cr}$ . Eqs.(74) and (75) explain the observed results in Fig.12.

### E. short-chain limit of one-dimensional $\phi^4$ lattice model

So far, we have focused solely on the thermodynamic limit where the chain length  $L$  is much larger than the correlation length  $\xi(T)$ . Our results presented above are obtained with sufficiently large  $L$  to avoid any finite-size effect. Here, we report that the  $\phi^4$  model has also a short-chain limit characterized by  $L \ll \xi(T)$ , where physical quantities have distinct power laws from those

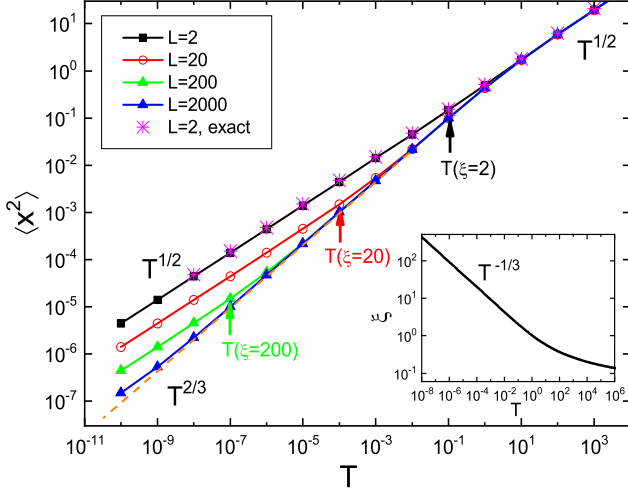


FIG. 13. (color online)  $\langle x^2 \rangle$  as functions of temperature for various chain length  $L$  (symbols with guiding lines). The exact curve for  $L = 2$  is shown as stars. The low temperature asymptotic powers are marked in the figure. The arrows mark out the temperature at which the correlation length  $\xi(T)$  equals to  $L$ . The dashed line shows  $T^{2/3}$  power law. The inset shows the correlation length  $\xi$  as a function of  $T$  obtained by cluster variation method [50]. We use basis dimension  $N = 20$  and parameter  $\Delta = 7.0$ . Model parameters are  $m = 1.0$ ,  $K = 1.0$ , and  $\gamma = 1.0$ .

in the thermodynamical limit. To our knowledge, this regime has not been discussed in the literature.

In Fig.13,  $\langle x^2 \rangle(T)$  is plotted for chain size ranging from  $L = 2$  to  $L = 200$ . For each  $L$ , in the high temperature limit  $T \gg T_{cr}$ , we have  $\langle x^2 \rangle(T) \sim T^{1/2}$ , power law of the atomic limit discussed in previous subsections. As  $T$  decreases below  $T_{cr}$ ,  $\langle x^2 \rangle \sim T^{2/3}$ . Here  $T_{cr}$  is the  $L$ -independent local-nonlocal crossover temperature. Since the correlation length  $\xi$  increases with decreasing  $T$  as  $\xi \sim T^{-1/3}$  in the low temperature limit [50] (see the inset of Fig.13), when  $T$  decreases further and is below a short-chain crossover temperature  $T_{sh}$  where  $\xi = L$  (marked by the arrows in the figure),  $\xi > L$  occurs and  $\langle x^2 \rangle(T)$  begins to deviate from the  $T^{2/3}$  law. In the low  $T$  limit where  $L \ll \xi(T)$ ,  $\langle x^2 \rangle \sim T^{1/2}$ , being different from the  $T^{2/3}$  behavior of the thermodynamical limit.  $T_{sh}(L)$  decreases with increasing  $L$ . In the thermodynamical limit,  $T_{sh}(L = \infty) = 0$  and the  $T^{2/3}$  behavior extends to zero temperature. We have checked that the dependence of  $T_{sh}$  on  $L$  is determined by  $\xi(T_{sh}) = L$ , giving  $T_{sh}(L) \sim L^{-1/3}$ . Note that  $T_{sh}(L) \leq T_{cr}$  and its largest value is gained at  $L = 2$ , with  $T_{sh}(L = 2) \sim T_{cr}$ . This behavior is summarized as

$$\langle x^2 \rangle(T) \sim \begin{cases} T^{1/2}, & (T \ll T_{sh}(L)) \\ T^{2/3}, & (T_{sh}(L) \ll T \ll T_{cr}) \\ T^{1/2}, & (T \gg T_{cr}). \end{cases} \quad (76)$$

This behavior can be understood from the  $N = 1$  so-

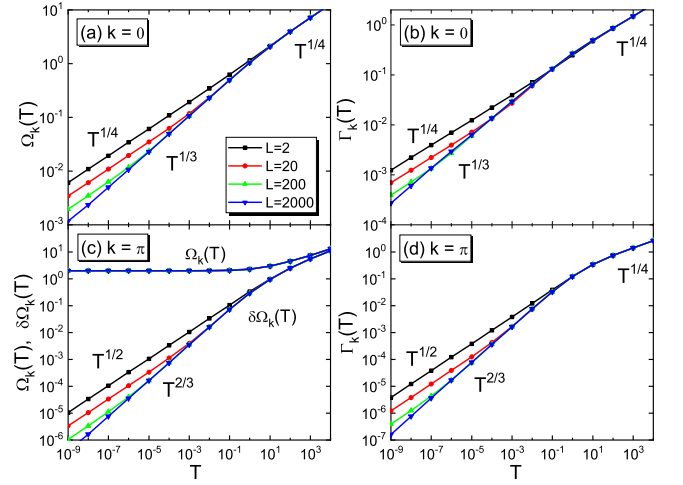


FIG. 14. (color online) Dispersion  $\Omega_k(T)$  and broadening  $\Gamma_k(T)$  as functions of temperature for various chain length  $L$ . (a)  $\Omega_{k=0}$ , (b)  $\Gamma_{k=0}$ , (c)  $\Omega_{k=\pi}(T)$  (empty symbols) and  $\delta\Omega_{k=\pi}(T) = \Omega_{k=\pi}(T) - \Omega_{k=\pi}(0)$  (solid symbols), and (d)  $\Gamma_{k=\pi}(T)$ . In each panel, from top to bottom,  $L = 2, 20, 200$ , and  $2000$ . Lines are for guiding eyes. We use basis dimension  $N = 20$  and parameter  $\Delta = 7.0$ . Model parameters are  $m = 1.0$ ,  $K = 1.0$ , and  $\gamma = 1.0$ .

lution, where  $\langle x^2 \rangle$  is determined by the self-consistent equations Eqs.(55) and (57). In the limit of small  $L$  and low  $T$ , the summation of  $k$  in Eq.(57) is dominated by the  $k \sim 0$  terms. The result is therefore similar to that of the atomic limit at  $K = 0$  or  $T \gg T_{cr}$ .

Similar short-chain limit exists in the dynamical quantities  $\Omega_k(T)$  and  $\Gamma_k(T)$ . In Fig.14(a) and (b), we show the curves of  $\Omega_{k=0}(T)$  and  $\Gamma_{k=0}(T)$  for a series  $L$ . For momentum  $k = 0$ , both quantities have a common three-section power-law behavior. As  $T$  decreases, they change from the high temperature atomic-limit behavior  $T^{1/4}$ , to the non-local long-chain behavior  $T^{1/3}$  in  $T \ll T_{cr}$ , and to the short-chain behavior  $T^{1/4}$  in the low temperature limit  $T \ll T_{sh}(L) \leq T_{cr}$ . The behavior is summarized as

$$\Omega_{k=0}(T), \Gamma_{k=0}(T) \sim \begin{cases} T^{1/4}, & (T \ll T_{sh}(L)) \\ T^{1/3}, & (T_{sh}(L) \ll T \ll T_{cr}) \\ T^{1/4}, & (T \gg T_{cr}). \end{cases} \quad (77)$$

In Fig.14(c) and (d), we show the quantities for  $k = \pi$ . In the low  $T$  limit,  $\Gamma_{k=\pi}(T)$  is a finite constant, not showing the short-chain behaviors. However, the quantities  $\delta\Omega_{k=\pi}(T) \equiv \Omega_{k=\pi}(T) - \Omega_{k=\pi}(0)$  and  $\Gamma_{k=\pi}(T)$  do have short-chain limit behavior. For other  $k > 0$ , similar be-



haviors are found and they are summarized as

$$\delta\Omega_{k>0}(T), \Gamma_{k>0}(T) \sim \begin{cases} T^{\frac{1}{2}}, & (T \ll T_{sh}(L)) \\ T^{\frac{2}{3}}, & (T_{sh}(L) \ll T \ll T_{cr}) \\ T^{\frac{1}{4}}, & (T \gg T_{cr}). \end{cases} \quad (78)$$

## V. DISCUSSIONS AND SUMMARY

We first discuss the possible implication of our results for the temperature dependence of thermal conductivity  $\kappa(T)$ . In the Debye formula  $\kappa = \sum_k C_k v_k l_k$ ,  $\kappa$  is expressed in terms of the specific heat capacity  $C_k = (1/L)\partial\langle H_k \rangle/\partial T$ , the group velocity of phonon  $v_k = \partial\Omega_k/\partial k$ , and the mean free path  $l_k = v_k/(2\Gamma_k)$  [52, 53].

PTA results for  $\Omega_k$  and  $\Gamma_k$  can be used to calculate  $\kappa$  through the Debye formula. It is known that  $C_{k>0}$  ranges between 1.0 (low  $T$ ) and 0.75 (high  $T$ ) and is weakly  $k$  dependent, and  $C_{k=0} = 0.75$  [22]. Approximating  $C_k$  as a constant, and inputting Eqs.(74) and (75) into the Debye formula, we obtain the asymptotic  $T$  dependence of  $\kappa$  as

$$\kappa(T) \sim \begin{cases} T^{-\frac{2}{3}}, & (T \ll T_{cr}) \\ T^{-\frac{3}{4}}, & (T \gg T_{cr}), \end{cases} \quad (79)$$

with  $T_{cr} \approx 1.0$ . Direct numerical evaluation of the Debye formula using PTA input confirms this expression. However, this behavior does not agree with the result  $\kappa(T) \sim T^{-1.35}$  from MD simulation in Ref.[39] and the expression  $\kappa(T) \sim T^{-4/3}$  from the effective phonon theory [43]. This poses question on the applicability of Debye formula for describing the thermal conductivity of the  $\phi^4$  lattice model. A detailed answer to this question is beyond the scope of this paper and we leave it for a future study.

In this work, we developed the idea of expanding a low level eigen-operator  $Q_{\nu k}$  by multiplying functions of approximate mode energy  $\mathcal{H}_{\nu k}$ , to give a more satisfactory description of the thermal-broadened quasi-particle peak in the spectral function. Here, we have used the basis variable  $Q_{\nu k} e^{\lambda_i \mathcal{H}_{\nu k}}$ , but it is interesting to know the importance of the inter-mode coupling for the effectiveness of basis. For example, PTA on the basis of the type  $Q_{\nu k} e^{\lambda_i \mathcal{H}_{\mu p}}$  need to be investigated to answer this question. We expect that it can give quantitative improvement of  $\Gamma_k$ .

The present work can also be generalized to other systems with different expanding scheme. One could do the expansion with other conserved quantities, such as particle number and magnetization, to describe the decay of quasi-particles due to various fluctuations in given system. In particular, quantum fluctuations are an important source of quasi-particle broadening in systems

such as frustrated quantum antiferromagnetism or system close to the quantum criticality. Extending the present theory to quantum broadening is of particular interest. Further study of this subject is in progress.

In summary, we developed the PTA on the  $H$ -expanded basis to describe the thermal broadening of quasi-particle peak in the spectral function of classical models. Test calculations on the one-variable AHO model and the one-dimensional classical  $\phi^4$  lattice model show that this method can give quantitatively accurate quasi-particle energy and broadening. We studied the  $k$  and  $T$  dependence of the phonon dispersion  $\Omega_k$  and broadening  $\Gamma_k$  of the one-dimensional  $\phi^4$  lattice. Future development and possible extension of this method to quantum models are discussed.

## VI. ACKNOWLEDGMENTS

We acknowledge helpful discussions with Y.J. Wu, X.G. Ren, L. Wan, and Y. Wan. This work is supported by NSFC (Grant No.11974420).

### Appendix A: Derivation of **I** and **L** matrices for AHO model on bases $B_2$ and $B_3$

In this Appendix, we present the derivation of **I** and **L** matrices for AOM on the bases  $B_2$  and  $B_3$ .

Before presenting the details, we present the identity to be used for simplifying the expressions [22]. For arbitrary variables  $A$  and  $B$ , we have

$$\langle \{A, B\} \rangle = \beta \langle \{A, H\} B \rangle, \quad (A1)$$

and for arbitrary number  $\theta$ ,

$$\langle \{A, H\} B e^{\theta H} \rangle = \frac{1}{\beta - \theta} \langle \{A, B\} e^{\theta H} \rangle. \quad (A2)$$

Eq.(A1) is proved in Appendix B. Eq.(A2) is obtained by letting  $K = 1$ ,  $X_1 = H$ , and  $g(X_1) = e^{\theta H}$  in the identity Eq.(B3).

### 1. basis $B_2$

For basis  $B_2 = \{A_i = x f_i\}$  ( $f_i = e^{\lambda_i H}$ ), the matrix elements  $I_{ij} = \langle x f_i | x f_j \rangle$  is calculated through Eq.(A1) as

$$\begin{aligned} I_{ij} &= \langle \{x f_i, \{x, H\} f_j\} \rangle \\ &= \beta \langle \{x, H\} \{x, H\} f_i f_j \rangle. \end{aligned} \quad (A3)$$

Using Eq.(A2) (letting  $A = x$ ,  $B = \{x, H\}$ , and  $\theta = \lambda_i + \lambda_j$ ), and  $\langle x, \{x, H\} \rangle = 1/\mu$ , we obtain

$$\begin{aligned} I_{ij} &= \langle \{x, \{x, H\}\} f_i f_j \rangle + (\lambda_i + \lambda_j) \langle \{x, H\} \{x, H\} f_i f_j \rangle \\ &= \frac{\beta}{\mu(\beta - \lambda_i - \lambda_j)} \langle f_i f_j \rangle. \end{aligned} \quad (A4)$$

The matrix element  $L_{ij} = -(x f_i | \{ \{ x f_j, H \}, H \})$  is calculated similarly as

$$\begin{aligned} L_{ij} &= -\langle \{ x f_i, \{ \{ \{ x, H \}, H \}, H \} f_j \} \rangle \\ &= -\beta \langle \{ x, H \} \{ \{ \{ x, H \}, H \}, H \} f_i f_j \rangle. \end{aligned} \quad (\text{A5})$$

Using Eq.(A2) (letting  $A = x$ ,  $B = \{ \{ \{ x, H \}, H \}, H \}$ , and  $\theta = \lambda_i + \lambda_j$ ) and  $\{ x, \{ \{ \{ x, H \}, H \}, H \} \} = -(1/\mu^2) (\mu\omega_0^2 + 12\alpha x^2)$ , we obtain

$$L_{ij} = \frac{\beta}{\mu^2 (\beta - \lambda_i - \lambda_j)} [\mu\omega_0^2 \langle f_i f_j \rangle + 12\alpha \langle x^2 f_i f_j \rangle]. \quad (\text{A6})$$

Eqs.(A4) and (A6) are Eq.(21) in the main text.

## 2. basis $B_3$

For basis  $B_3$ , the basis variables are denoted in Eq.(26) as  $A_{\mu i} = a_\mu f_i$ , with  $a_1 = x$ ,  $a_2 = x^3$ , and  $f_i = e^{\lambda_i H}$ . The matrix elements of  $\mathbf{I}$  and  $\mathbf{L}$  read

$$I_{\mu\nu}^{ij} = \langle \{ A_{\mu i}, \{ A_{\nu j}, H \} \} \rangle, \quad (\text{A7})$$

and

$$L_{\mu\nu}^{ij} = -\langle \{ A_{\mu i}, \{ \{ \{ A_{\nu j}, H \}, H \}, H \} \} \rangle, \quad (\text{A8})$$

respectively. Using the same method used for basis  $B_2$  above, we obtain

$$\begin{aligned} I_{\mu\nu}^{ij} &= \frac{\beta}{\beta - \lambda_i - \lambda_j} \langle I_{\mu\nu}^{(0)} f_i(H) f_j(H) \rangle, \\ L_{\mu\nu}^{ij} &= \frac{\beta}{\beta - \lambda_i - \lambda_j} \langle L_{\mu\nu}^{(0)} f_i(H) f_j(H) \rangle. \end{aligned} \quad (\text{A9})$$

Here, the variables  $I_{\mu\nu}^{(0)} = \{ a_\mu, \{ a_\nu, H \} \}$  and  $L_{\mu\nu}^{(0)} = -\{ a_\mu, \{ \{ \{ a_\nu, H \}, H \}, H \} \}$ . Calculation gives

$$\begin{aligned} I_{11}^{(0)} &= \frac{1}{\mu}, \\ I_{12}^{(0)} &= I_{21}^{(0)} = \frac{3}{\mu} x^2, \\ I_{22}^{(0)} &= \frac{9}{\mu} x^4, \end{aligned} \quad (\text{A10})$$

and

$$\begin{aligned} L_{11}^{(0)} &= \frac{1}{\mu^2} V''(x), \\ L_{12}^{(0)} &= -\frac{18}{\mu^3} p^2 + \frac{18}{\mu^2} x V'(x) + \frac{3}{\mu^2} x^2 V''(x), \\ L_{21}^{(0)} &= \frac{3}{\mu^2} x^2 V''(x), \\ L_{22}^{(0)} &= -\frac{54}{\mu^3} x^2 p^2 + \frac{54}{\mu^2} x^3 V'(x) + \frac{9}{\mu^2} x^4 V''(x). \end{aligned} \quad (\text{A11})$$

Here  $V(x)$  is the potential function Eq.(14). Inserting these equations into Eq.(A9), we get the expressions for  $I_{\mu\nu}^{ij}$  and  $L_{\mu\nu}^{ij}$ . They contain the averages  $\langle f_i f_j \rangle$ ,  $\langle x^2 f_i f_j \rangle$ ,  $\langle x^4 f_i f_j \rangle$ ,  $\langle p^2 f_i f_j \rangle$ , and  $\langle x^2 p^2 f_i f_j \rangle$ . The first three can be calculated self-consistently. The last two can be simplified by the conservation identity Eq.(A2).

In Eq.(A2), we let  $A = x$ ,  $B = p$ , and  $\theta = \lambda_i + \lambda_j$ , we obtain

$$\langle p^2 f_i f_j \rangle = \frac{\mu}{\beta - \lambda_i - \lambda_j} \langle f_i f_j \rangle. \quad (\text{A12})$$

Similarly, letting  $A = x^2$  and  $B = xp$ , we obtain

$$\langle x^2 p^2 f_i f_j \rangle = \frac{\mu}{\beta - \lambda_i - \lambda_j} \langle x^2 f_i f_j \rangle. \quad (\text{A13})$$

Using Eqs.(A12) and (A13), we finally obtain Eqs.(27) and (28). Note that the conservation relation Eq.(A2) is also used to reduce  $L_{12}^{ij}$  to  $L_{21}^{ij}$ . The final result for  $\mathbf{L}$  is Hermitian.

## Appendix B: Proof of a conservation identity

In this Appendix, we derive an identity to be used in the derivation of expressions for  $\mathbf{I}$  and  $\mathbf{L}$ .

First, we cite the conservation identity Eq.(15) of Ref.[22], *i.e.*, for arbitrary variables  $A$  and  $B$ , we have

$$\begin{aligned} \langle \{ A(t), B(t') \} \rangle &= \beta \langle \{ A, H \}(t) B(t') \rangle \\ &= -\beta \langle A(t) \{ B, H \}(t') \rangle. \end{aligned} \quad (\text{B1})$$

In the above equation, the average is defined as the canonical ensemble average on equilibrium state at temperature  $T$ .  $\beta = 1/k_B T$  is the inverse temperature. In the equal time situation  $t = t'$ , we get

$$\begin{aligned} \langle \{ A, B \} \rangle &= \beta \langle \{ A, H \} B \rangle \\ &= -\beta \langle A \{ B, H \} \rangle. \end{aligned} \quad (\text{B2})$$

In the first equation of Eq.(B2), we replace  $B$  with  $Bg(X_1, X_2, \dots, X_K)$ . Here  $X_i$  is a conserved quantity satisfying  $\{ X_i, H \} = 0$  ( $i = 1, 2, \dots, K$ ) and  $g$  is an arbitrary  $K$ -variable function. We get the following conservation identity,

$$\begin{aligned} &\langle \{ A, B \} g(X_1, X_2, \dots, X_K) \rangle \\ &= \beta \langle \{ A, H \} B g(X_1, X_2, \dots, X_K) \rangle \\ &\quad - \sum_{i=1}^K \langle \{ A, X_i \} B \frac{\partial}{\partial X_i} g(X_1, X_2, \dots, X_K) \rangle. \end{aligned} \quad (\text{B3})$$

Eq.(A2) is a special case of Eq.(B3), with  $K = 1$ ,  $X_1 = H$ , and  $g(X_1) = e^{\theta H}$ .

- 
- [1] H. Mori, Transport, collective motion, and Brownian motion, *Prog. Theor. Phys.* **33**, 423 (1965).
- [2] H. Mori, A continued-fraction representation of the time-correlation functions, *Prog. Theor. Phys.* **34**, 399 (1965).
- [3] R. Zwanzig, *Nonequilibrium Statistical Mechanics* (Oxford University Press, New York, 2001).
- [4] Yu. A. Tserkovnikov, A method of solving infinite systems of equations for two-time thermal Green's functions, *Theor. Math. Phys.* **49**, 993 (1981).
- [5] Yu. A. Tserkovnikov, Two-time temperature Green's functions in kinetic theory and molecular hydrodynamics: I. The chain of equations for the irreducible functions, *Theor. Math. Phys.* **118**, 85 (1999).
- [6] P. Fan, K. Yang, K. H. Ma, and N. H. Tong, Projective truncation approximation for equations of motion of two-time Green's functions, *Phys. Rev. B* **97**, 165140 (2018).
- [7] P. Fan and N. H. Tong, Controllable precision of the projective truncation approximation for Green's functions, *Chin. Phys. B* **28**, 047102 (2019).
- [8] L. M. Roth, New method for linearizing many-body equations of motion in statistical mechanics, *Phys. Rev. Lett.* **20**, 1431 (1968).
- [9] L. M. Roth, Electron correlation in narrow energy bands. I. The two-pole approximation in a narrow s band, *Phys. Rev.* **184**, 451 (1969).
- [10] For a review, see A. Avella, Composite operator method analysis of the underdoped cuprates puzzle, *Adv. Condens. Matt. Phys.* **2014**, 515698 (2014).
- [11] F. Mancini and A. Avella, The Hubbard model within the equations of motion approach, *Adv. Phys.* **53**, 537 (2004).
- [12] Y. Kakehashi and P. Fulde, Self-consistent projection operator approach to nonlocal excitation spectra, *Phys. Rev. B* **70**, 195102 (2004).
- [13] S. Onoda and M. Imada, Operator projection method applied to the single-particle Green's function in the Hubbard model, *J. Phys. Soc. Jpn* **70**, 632 (2001).
- [14] S. Onoda and M. Imada, Filling-control metal-insulator transition in the Hubbard model studied by the operator projection method, *J. Phys. Soc. Jpn* **70**, 3398 (2001).
- [15] S. Onoda and M. Imada, Mott transitions in the two-dimensional half-filled Hubbard model: Correlator projection method with projective dynamical mean-field approximation, *Phys. Rev. B* **67**, 161102(R) (2003).
- [16] M. H. Lee, Orthogonalization process by recurrence relations, *Phys. Rev. Lett.* **49**, 1072 (1982).
- [17] M. H. Lee, Solutions of the generalized Langevin equation by a method of recurrence relations, *Phys. Rev. B* **26**, 2547 (1982).
- [18] A. L. Kuzemsky, Irreducible Green functions method and many-particle interacting systems on a lattice, *La Rivista del Nuovo Cimento* **25**, 1 (2002).
- [19] For a review, see Y. G. Rudoy, The Bogoliubov-Tyablikov Green's function method in the quantum theory of magnetism, *Theor. Math. Phys.* **168**, 1318 (2011).
- [20] K. H. Ma and N. H. Tong, Interacting spinless fermions on the square lattice: Charge order, phase separation, and superconductivity, *Phys. Rev. B* **104**, 155116 (2021).
- [21] P. Fan, N. H. Tong, and Z. G. Zhu, Spatial spin-spin correlations of the single-impurity Anderson model with a ferromagnetic bath, *Phys. Rev. B* **106**, 155130 (2022).
- [22] K. H. Ma, Y. J. Guo, L. Wang, and N. H. Tong, Projective-truncation-approximation study of the one-dimensional  $\phi^4$  lattice model, *Phys. Rev. E* **106**, 014110 (2022).
- [23] T. Dauxois and M. Peyrard, Dynamics and thermodynamics of a nonlinear model for DNA denaturation, *Phys. Rev. E* **47**, 684 (1993).
- [24] J. Liu, S. Liu, N. Li, B. Li, and C. Wu, Renormalized phonons in nonlinear lattices: A variational approach, *Phys. Rev. E* **91**, 042910 (2015).
- [25] N. Li, P. Tong, and B. Li, Effective phonons in anharmonic lattices: Anomalous vs. normal heat conduction, *Europhys. Lett.* **75**, 49 (2006).
- [26] S. Liu, J. Liu, P. Hänggi, C. Wu, and B. Li, Triggering waves in nonlinear lattices: Quest for anharmonic phonons and corresponding mean-free paths, *Phys. Rev. B* **90**, 174304 (2014).
- [27] L. Xu and L. Wang, Dispersion and absorption in one-dimensional nonlinear lattices: A resonance phonon approach, *Phys. Rev. E* **94**, 030101(R) (2016).
- [28] L. Xu and L. Wang, Resonance phonon approach to phonon relaxation time and mean free path in one-dimensional nonlinear lattices, *Phys. Rev. E* **95**, 042138 (2017).
- [29] Y. Onodera, Dynamic susceptibility of classical anharmonic oscillator - A unified oscillator model for order-disorder and displacive ferroelectrics, *Prog. Theor. Phys.* **44**, 1477 (1970).
- [30] J. C. Herzel, Green's functions and double-time distribution functions in classical statistical mechanics, *J. Math. Phys.* **8**, 1650 (1967).
- [31] M. J. Smith, Classical Green's functions for the ideal gas, *Phys. Rev. Lett.* **24**, 1398 (1970).
- [32] A. Cavallo, F. Cosenza, and L. De. Cesare, Classical Heisenberg ferromagnetic chain with long-range interactions: A spectral density approach, *Phys. Rev. B* **66**, 174439 (2002).
- [33] For a review, see A. Cavallo, F. Cosenza, and L. De. Cesare, Chap 6 in *New Developments in Ferromagnetism Research*, ed. V. N. Murray, Nova Science Publishers, Inc. 2005.
- [34] X. G. Ren, private discussion. We are grateful to Prof. Ren for introducing this method to us.
- [35] S. Winterfeldt and D. Ihle, Spin dynamics and anti-ferromagnetic short-range order in the two-dimensional Heisenberg model, *Phys. Rev. B* **59**, 6010 (1999).
- [36] Y. J. Guo, Y. C. Sun, and L. Wang, Thermalization process in a one-dimensional lattice with two-dimensional motions: The role of angular momentum conservation, *Phys. Rev. E* **108**, 014127 (2023).
- [37] Y. Liu and D. He, Approach to phonon relaxation time and mean free path in nonlinear lattices, *Chin. Phys. Lett.* **38**, 044401 (2021).
- [38] D. Boyanovsky, C. Destri, and H. J. de Vega, Approach to thermalization in the classical  $\phi^4$  theory in  $1+1$  dimensions: Energy cascades and universal scaling, *Phys. Rev. D* **69**, 045003 (2004).
- [39] K. Aoki and D. Kusnezov, Bulk properties of anharmonic chains in strong thermal gradients: non-equilibrium  $\phi^4$  theory, *Phys. Lett. A* **265**, 250 (2000).

- [40] B. Hu, B. Li, and H. Zhao, Heat conduction in one-dimensional nonintegrable systems, *Phys. Rev. E* **61**, 3828 (2000).
- [41] K. Aoki, J. Lukkarinen, and H. Spohn, Energy transport in weakly anharmonic chains, *J. Stat. Phys.* **124**, 1105 (2006).
- [42] A. Dhar, Heat transport in low-dimensional systems, *Adv Phys.* **57**, 457 (2008).
- [43] N. Li and B. Li, Scaling of temperature-dependent thermal conductivities for one-dimensional nonlinear lattices, *Phys. Rev. E* **87**, 042125 (2013).
- [44] N. Li, J. Liu, C. Wu, and B. Li, Temperature and frequency dependent mean free paths of renormalized phonons in nonlinear lattices, *New J. Phys.* **20**, 023006 (2018).
- [45] K. Aoki and D. Kusnezov, Fermi-Pasta-Ulam  $\beta$  Model: Boundary jumps, Fourier's law, and scaling, *Phys. Rev. Lett.* **86**, 4029 (2001).
- [46] W. Metzner and D. Vollhardt, Correlated lattice fermions in  $d = \infty$  dimensions, *Phys. Rev. Lett.* **62**, 324 (1989).
- [47] A. Georges, G. Kotliar, W. Krauth, and M. J. Rozenberg, Dynamical mean-field theory of strongly correlated fermion systems and the limit of infinite dimensions, *Rev. Mod. Phys.* **68**, 13 (1996).
- [48] R. Kikuchi, A theory of cooperative phenomena, *Phys. Rev.* **81**, 988 (1951).
- [49] For a review, see *Theory and Applications of the Cluster Variation and Path Probability Methods*, ed. J. L. Morán-López and J. M. Sanchez, Plenum Press New York and London, 1996.
- [50] H. W. Jia and N. H. Tong, Thermodynamics of classical one-dimensional Klein-Gordon lattice model, arXiv:2410.19249 (unpublished).
- [51] A. Pelizzola, Cluster variation method in statistical physics and probabilistic graphical models, *J. Phys. A* **38**, R309 (2005).
- [52] R. E. Peierls, *Quantum Theory of Solids*, Clarendon Press Oxford 2001.
- [53] P. B. Allen and J. L. Feldman, Thermal conductivity of disordered harmonic solids, *Phys. Rev. B* **48**, 12581 (1993).