

Lattice study on $J/\psi \rightarrow \gamma\eta_c$ using a method without momentum extrapolation

Yu Meng,^{1,*} Chuan Liu,^{2,3,4,†} Teng Wang,² and Haobo Yan²

¹*School of Physics, Zhengzhou University, Zhengzhou, Henan 450001, China*

²*School of Physics, Peking University, Beijing 100871, China*

³*Center for High Energy Physics, Peking University, Beijing 100871, China*

⁴*Collaborative Innovation Center of Quantum Matter, Beijing 100871, China*

(Dated: November 8, 2024)

We present a model-independent method to calculate the radiative transition without the momentum extrapolation for the off-shell transition factors. The on-shell transition factor is directly obtained from the lattice hadronic function. We apply the method to calculate the charmonium radiative transition $J/\psi \rightarrow \gamma\eta_c$. After a continuous extrapolation under three lattice spacings, we obtain the on-shell transition factor as $V(0) = 1.90(4)$, where the error is the statistical error that already takes into account the a^2 -error in the continuous extrapolation. Finally, we determine the branching fraction of $J/\psi \rightarrow \gamma\eta_c$ as $\text{Br}(J/\psi \rightarrow \gamma\eta_c) = 2.49(11)_{\text{lat}}(5)_{\text{exp}}$, where the second error comes from the uncertainty of J/ψ total decay width $92.6(1.7)$ keV.

I. INTRODUCTION

Charmonium, a bound state particle composed of a charm quark and its antiparticle, has been a subject of extensive theoretical and experimental interest since its discovery five decades ago [1, 2]. On one hand, the world's largest charm factory—BESIII collaboration, which has collected the largest number of J/ψ particle [3], will further improve the experimental precision of various related physical processes. On the other hand, due to charmonium's intermediate energy scale where both perturbative and non-perturbative methods are applicable, this particle offers an excellent avenue for testing various theories and methods, providing an ideal ground for a deeper understanding of the strong interaction. The radiative transition process of charmonium, where the initial vector particle J/ψ emits a real photon to transfer to the lowest pseudoscalar state, is the simplest physical process in the charmonium family. However, to date, the direct experimental measurements are very limited [4–6], and the measured branching ratios also have large uncertainties [7, 8]. The latest Particle Data Group(PDG) has updated the branching ratio for this process to be $1.41(14)\%$ [9], leading to a significant improvement in precision compared to the previous well-known $1.7(4)\%$ [10].

On the theoretical side, the radiative transition of charmonium involves both electromagnetic and strong interactions. Since the charmonium is in an intermediate energy scale, various perturbative and nonperturbative methods are proposed and applied to this fundamental process. Among them, the genuine nonperturbative method such as lattice QCD has played a key role. In traditional lattice calculations [11–15], the on-shell transition factor is determined by the extrapolation of the off-shell transition factors with nonzero photon virtuali-

ties, or by so-called twisted boundary conditions [16, 17] where an appropriate twisted angle is tuned to put the transition factor on shell directly. The former inevitably leads to a model-dependent error caused by the momentum extrapolation of the off-shell transition factors, while the latter needs to produce the specific propagators which are usually difficult to use for other lattice calculations.

In a recent work [18], a model-independent method is proposed to compute the pion charge radius on the lattice. Such a method was originally put forward to avoid model-dependent momentum extrapolation. The key point is to construct an appropriate scalar function and get the physical quantity by projecting a related momentum. The similar idea has been widely applied to various processes [19–26]. In this paper, we would apply the idea to the radiative transition. However, the situation here is generally different from the calculation of charge radius, where the initial and final states are the same particles and the on-shell transition factor is straightforwardly calculated by projecting zero momentum on the final state. In the case of radiative transition, the on-shell transition factor does not involve the zero momentum projection of the final state anymore, but a particular momentum that is not directly accessible on the lattice. Therefore, we develop the method and, as an example, apply it to the calculation of charmonium transition, *i.e.* $J/\psi \rightarrow \gamma\eta_c$ which has been studied comprehensively by the traditional method [11–15] and twisted boundary conditions [27–29].

The rest of this paper is organized as follows. In Sec. II, we introduce the new methodology to calculate the on-shell transition factor using only the lattice data as input. In Sec. III, the configuration information is given. In Sec. IV, we provide details of the simulations and show the main results. This section is further divided into three parts: in Sec. IV A the dispersion relation of η_c mass is presented; in Sec. IV B the finite-volume effects are discussed; in Sec. IV C the numerical results of transition form factors are presented and the continuum limit under three lattice spacings is performed. Finally, we present the discussion on the advantages of the method

* Email: yu_meng@zzu.edu.cn

† Email: liuchuan@pku.edu.cn

in Sec. V and conclude in Sec. VI.

II. METHODOLOGY

We start with a Euclidean hadronic function in the infinite volume

$$H_{\mu\nu}(\vec{x}, t) = \langle 0 | \phi_{\eta_c}(\vec{x}, t) J_\nu(0) | J/\psi_\mu(p') \rangle, t > 0 \quad (1)$$

where $|J/\psi_\mu(p')\rangle$ is a J/ψ state with four-momentum $p' = (im_{J/\psi}, \vec{0})$ and ϕ_{η_c} is the interpolating operator of η_c . J_ν is an electromagnetic vector current with the form of $J_\nu = \sum_q e_q \bar{q} \gamma_\nu q$ ($e_q = 2/3, -1/3, -1/3, 2/3$ for $q = u, d, s, c$).

At large time t , the hadronic function is saturated by the single η_c state

$$H_{\mu\nu}(\vec{x}, t) \doteq \frac{2e_c}{m_{\eta_c} + m_{J/\psi}} \int \frac{d^3\vec{p}'}{(2\pi)^3} \frac{Z}{E} \epsilon_{\mu\nu\alpha\beta} p'_\alpha p'_\beta \times V(q^2) e^{-Et + i\vec{p}'\cdot\vec{x}}, \quad (2)$$

where the overlap function Z and transition factor $V(q^2)$ are defined by

$$\langle 0 | \phi_{\eta_c}(0) | \eta_c(\vec{p}) \rangle = Z \quad (3)$$

$$\langle \eta_c(\vec{p}) | J_\nu(0) | J/\psi_\mu(p') \rangle = \frac{4V(q^2)}{m_{\eta_c} + m_{J/\psi}} e_c \epsilon_{\mu\nu\alpha\beta} p'_\alpha p'_\beta \quad (4)$$

with $q^2 = (m_{J/\psi} - E)^2 - |\vec{p}'|^2$. The discretization effect on the lattice not only breaks continuous dispersion relation, but the Lorentz invariance, thus resulting in a momentum dependence of Z . In this paper, we will use the following parameterizations

$$\begin{aligned} E^2 &= m_{\eta_c}^2 + \xi \cdot |\vec{p}'|^2, \\ Z^2 &= Z_0^2 + \eta \cdot |\vec{p}'|^2, \end{aligned} \quad (5)$$

where the modified coefficients ξ and η are introduced.

To compute the $V(0)$, we construct a scalar function $\mathcal{I}_0(t, |\vec{p}'|)$ by multiplying $\epsilon_{\mu\nu\alpha\beta} p'_\alpha p'_\beta / (m_{J/\psi} |\vec{p}'|^2)$ to the spatial Fourier transform of $H_{\mu\nu}(\vec{x}, t)$, it yields

$$\begin{aligned} \mathcal{I}_0(t, |\vec{p}'|) &= -\frac{4e_c Z m_{J/\psi}}{m_{\eta_c} + m_{J/\psi}} V(q^2) \frac{e^{-Et}}{E} \\ &= \frac{1}{|\vec{p}'|^2} \int d^3\vec{x} e^{-i\vec{p}'\cdot\vec{x}} \epsilon_{\mu\nu\alpha 0} \frac{\partial H_{\mu\nu}(x)}{\partial x_\alpha}. \end{aligned} \quad (6)$$

After averaging over the spatial direction for \vec{p}' ,

$$\mathcal{I}_0(t, |\vec{p}'|) = \int d^3\vec{x} \frac{j_1(|\vec{p}'|\vec{x})}{|\vec{p}'|\vec{x}} \epsilon_{\mu\nu\alpha 0} x_\alpha H_{\mu\nu}(\vec{x}, t), \quad (7)$$

where $j_n(x)$ are the spherical Bessel functions. In the Taylor expansion at $q^2 = 0$, the transition factor has the form

$$\begin{aligned} V(q^2) &= \sum_{n=0}^{\infty} c_n \left(\frac{q^2}{m_{J/\psi}^2} \right)^n \\ &\doteq c_0 + c_1 \cdot \frac{q^2}{m_{J/\psi}^2} + \mathcal{O}(q^4/m_{J/\psi}^4), \end{aligned} \quad (8)$$

where the symbol \doteq denotes the omission of high-order terms $c_{n \geq 2}$. The c_0 is the on-shell transition factor $c_0 \equiv V(0)$, and c_1 is related to the slope of the transition factor $V(q^2)$ at $q^2 = 0$. We can obtain c_0 immediately by taking a derivative of above equation at $|\vec{p}'|^2 = 0$, which corresponds to $q^2 = (\delta m)^2 \equiv (m_{J/\psi} - m_{\eta_c})^2$. These high-order terms $c_{n \geq 2}$ are expected to be negligible for the calculation of c_0 since $(\delta m)^2/m_{J/\psi}^2 \sim 0.14\%$, the effect of $c_{n \geq 2}$ on c_0 is high-suppressed by the factor $(0.14\%)^n$.

The derivative of $\mathcal{I}_0(t, |\vec{p}'|)$ at $|\vec{p}'|^2 = 0$, on one hand, leads to

$$\begin{aligned} \mathcal{I}_1(t, 0) &\equiv -\frac{\partial \mathcal{I}_0(t, |\vec{p}'|)}{\partial |\vec{p}'|^2} \Big|_{|\vec{p}'|^2=0} \\ &= \frac{1}{30} \int d^3\vec{x} |\vec{x}|^2 \epsilon_{\mu\nu\alpha 0} x_\alpha H_{\mu\nu}(\vec{x}, t), \end{aligned} \quad (9)$$

on the other hand, it has

$$\begin{aligned} \mathcal{I}_1(t, 0) &= \frac{-4e_c \xi Z_0 m_{J/\psi}}{m_{\eta_c} + m_{J/\psi}} \frac{e^{-m_{\eta_c} t}}{m_{\eta_c}} \left[\frac{c_0}{2m_{\eta_c}^2} \left(1 + m_{\eta_c} t - \frac{\eta m_{\eta_c}^2}{Z_0^2 \xi} \right) \right. \\ &\quad \left. + \frac{c_1}{m_{J/\psi}^2} \left(\frac{1}{\xi} + \frac{\delta m}{m_{\eta_c}} + \frac{(\delta m)^2}{2m_{\eta_c}^2} (1 + m_{\eta_c} t - \frac{\eta m_{\eta_c}^2}{Z_0^2 \xi}) \right) \right], \end{aligned} \quad (10)$$

together with

$$\mathcal{I}_0(t, 0) = \frac{-4e_c Z_0 m_{J/\psi}}{m_{\eta_c} + m_{J/\psi}} \frac{e^{-m_{\eta_c} t}}{m_{\eta_c}} \left(c_0 + c_1 \frac{(\delta m)^2}{m_{J/\psi}^2} \right), \quad (11)$$

one can immediately determine c_0 and c_1 using $H_{\mu\nu}(\vec{x}, t)$ as input through

$$c_1 = \left[\tilde{\mathcal{I}}_1(t) - \frac{\xi \tilde{\mathcal{I}}_0(t)}{2m_{\eta_c}^2} \left(1 + m_{\eta_c} t - \frac{\eta m_{\eta_c}^2}{Z_0^2 \xi} \right) \right] \frac{m_{J/\psi}^2 m_{\eta_c}}{m_{\eta_c} + \xi \delta m} \quad (12)$$

and

$$c_0 = \tilde{\mathcal{I}}_0(t) - c_1 \times \frac{(\delta m)^2}{m_{J/\psi}^2}, \quad (13)$$

where $\tilde{\mathcal{I}}_n(t)$ are defined as

$$\tilde{\mathcal{I}}_n(t) \equiv -\frac{(m_{\eta_c} + m_{J/\psi})}{4e_c Z_0 m_{J/\psi}} m_{\eta_c} e^{m_{\eta_c} t} \mathcal{I}_n(t, 0). \quad (14)$$

III. NUMERICAL SETUP

We use three two-flavor twisted mass gauge ensembles generated by the Extended Twisted Mass Collaboration (ETMC) [27, 30] with lattice spacing $a \simeq 0.0667, 0.085, 0.098$ fm. We call these ensembles a67,

| Ens | a (fm) | $L^3 \times T$ | $N_{\text{conf}} \times T$ | m_π (MeV) | t | L [fm] |
|-----|------------|------------------|----------------------------|---------------|------|----------|
| a67 | 0.0667(20) | $32^3 \times 64$ | 197×64 | 300 | 5-15 | 2.13 |
| a85 | 0.085(2) | $24^3 \times 48$ | 200×48 | 315 | 3-12 | 2.04 |
| a98 | 0.098(3) | $24^3 \times 48$ | 236×48 | 365 | 2-11 | 2.35 |

TABLE I. Parameters of gauge ensembles are used in this work. From left to right, we list the ensemble name, the lattice spacing a , the spatial and temporal lattice size L and T , the number of the measurements of the correlation function for each ensemble $N_{\text{conf}} \times T$ with N_{conf} the number of the configurations used, the pion mass m_π , the range of the time separation t between the initial hadron and the electromagnetic current, and the spatial lattice size L in the physical unit.

a85, and a98, respectively. The ensemble parameters are shown in Table. I. The valence charm quark mass is tuned by setting the lattice result of J/ψ mass to the physical one. The detailed information on the tuning is referred to Ref. [22].

In this work, we calculate the three-point correlation function $C_{\mu\nu}^{(3)}(\vec{x}, t) \equiv \langle \phi_{\eta_c}(\vec{x}, t) J_\nu(0) \phi_{J/\psi, \mu}^\dagger(-t) \rangle$ using Z_4 -stochastic wall-source J/ψ interpolating operator $\phi_{J/\psi, \mu} = \bar{c} \gamma_\mu c$ and point-source η_c interpolating operator $\phi_{\eta_c} = \bar{c} \gamma_5 c$. In this work, only the connected diagrams are considered. To compute the connected correlation function, we place the wall-source propagator on initial J/ψ , the point source propagator on η_c and treat the current as the sink. All the propagators are produced on all time slices by average to increase the statistics based on time translation invariance. The stochastic propagator used here helps to reduce the uncertainty of the mass spectrum by nearly half. We also apply the APE [31] and Gaussian smearing [32] to the J/ψ field to efficiently reduce the excited-state effects. The hadronic mass is extracted from the two-point correlation function $C^{(2)}(t) = \langle \mathcal{O}_h(t) \mathcal{O}_h^\dagger(0) \rangle$ using a two-state fit

$$C^{(2)}(t) = V \sum_{i=0,1} \frac{(Z_i^{(h)})^2}{2E_i^{(h)}} \left(e^{-E_i^{(h)} t} + e^{-E_i^{(h)}(T-t)} \right) \quad (15)$$

with V the spatial-volume factor, $E_0^{(h)}$ the ground-state energy of the meson $h = m_{\eta_c}, m_{J/\psi}$ and $E_1^{(h)}$ the energy of the first excited state. $Z_i^{(h)} = \frac{1}{\sqrt{V}} \langle i | \mathcal{O}_h^\dagger | 0 \rangle$ ($i = 0, 1$) are the overlap amplitudes for the ground and the first excited state. Using $Z_0^{J/\psi}$ and $m_{J/\psi}$ as the inputs, the hadronic function $H_{\mu\nu}(\vec{x}, t)$ is then determined through

$$H_{\mu\nu}(\vec{x}, t) = C_{\mu\nu}^{(3)}(\vec{x}, t) / [(Z_0^{J/\psi} / 2m_{J/\psi}) e^{-m_{J/\psi} t}]. \quad (16)$$

In our calculations, we choose the local vector current $J_\nu(x) = Z_V e_c \bar{c} \gamma_\nu c$, where an additional renormalization factor Z_V is introduced to convert the local vector current to the conserved current, with corrections no larger than $O(a^2)$. The detailed determination of Z_V is provided in our previous work [22]. Here, we use the

values $Z_V = 0.6047(19), 0.6257(21)$, and $0.6516(15)$ for $a = 0.098, 0.085, 0.0667$ fm, respectively.

IV. NUMERICAL RESULTS

A. Dispersion relation

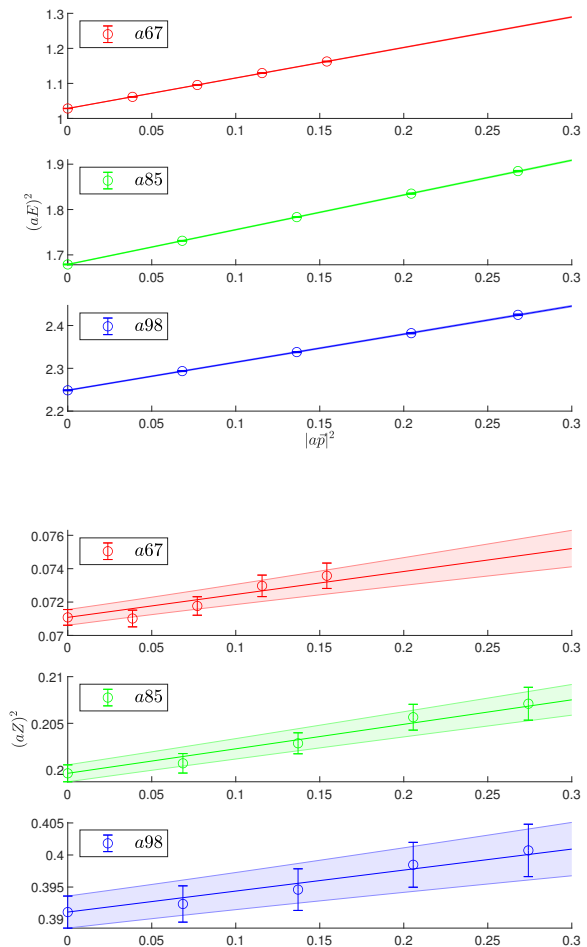


FIG. 1. For η_c meson, the continuous dispersion relation (top panel) and Z^2 as a function of $|a\vec{p}|^2$ (bottom panel), where $\vec{p} = 2\pi\vec{n}/L$, $|\vec{n}|^2 = 0, 1, 2, 3, 4$.

In our calculation, the coefficients ξ and η introduced in Eq. (5), appear directly in our master formulas. It is therefore necessary to calculate them first. Both of them can be extracted from the effective levels of the η_c particle, which are obtained by fitting the two-point functions in Eq. (15). We calculate ξ and η by fitting $E(\vec{p})$ and Z with the formula described in Eq. (5). In Fig. 1, lattice results of $E(\vec{p})$ and Z are presented, where five momenta $\vec{p} = 2\pi\vec{n}/L$ with $|\vec{n}|^2 = 0, 1, 2, 3, 4$ are considered. It is seen that the simple parameterizations can describe the momentum dependence of E and Z well and there are

nice linear behaviors as illustrated. Numerical values of ξ and η are summarized in Table II.

| Ensemble | a67 | a85 | a98 |
|----------|------------|------------|------------|
| ξ | 0.8702(32) | 0.7658(26) | 0.6558(35) |
| η | 0.0138(30) | 0.0263(36) | 0.0328(88) |

TABLE II. Numerical results of ξ and η for all ensembles.

B. Finite-volume correction (FVC)

The finite-volume effects should only have a tiny contribution because $H_{\mu\nu}(\vec{x}, t)$ is dominated by η_c state, it is exponentially suppressed when $|\vec{x}|$ becomes large. However, for the quantity $|\vec{x}|^2 \epsilon_{\mu\nu\alpha 0} x_\alpha H_{\mu\nu}(\vec{x}, t)$ that contains a factor $|\vec{x}|^2$ that increases rapidly with distance, these finite-volume effects may have a non-negligible contribution. To estimate these effects, we construct a long-distance hadronic function $H_{\mu\nu}^{LD}(\vec{x}, t)$

$$H_{\mu\nu}^{LD}(\vec{x}, t) \doteq \frac{-2e_c m_{J/\psi}}{m_{\eta_c} + m_{J/\psi}} \frac{1}{L^3} \sum_{\vec{p}} Z(\vec{p}) V(q^2) \times \epsilon_{\mu\nu\alpha 0} p_\alpha \sin(\vec{p} \cdot \vec{x}) \frac{e^{-Et}}{E} \quad (17)$$

with the transition factor $V(q^2) = d_0/(1 - d_1 q^2)$ taking into account. d_0 and d_1 are input parameters that can be determined by matching the long-distance hadronic function $H_{\mu\nu}(\vec{x}, t)$ and $H_{\mu\nu}^{LD}(\vec{x}, t)$ for a sufficiently large t . In Figure. 2, such matchings are presented and the lattice data are well described by the model with the coefficient $d_0 = 1.66, 1.55, 1.40$ and $d_1 = -1.65, -1.18, -0.9$ for a67, a85, and a98, respectively. For the necessity and the detailed study of the FVC, see related discussion in Appendix A and B. Then, the space integral in Eq. (7) and Eq. (9) can be divided into two parts, *i.e.* inside the box \int_V and outside the box $\int_{>V}$. The scalar function \mathcal{I}_0 and \mathcal{I}_1 are obtained by

$$\mathcal{I}_0(t, |\vec{p}|) = \int_V d^3 \vec{x} \frac{j_1(|\vec{p}||\vec{x}|)}{|\vec{p}||\vec{x}|} \epsilon_{\mu\nu\alpha 0} x_\alpha H_{\mu\nu}(\vec{x}, t) + \int_{>V} d^3 \vec{x} \frac{j_1(|\vec{p}||\vec{x}|)}{|\vec{p}||\vec{x}|} \epsilon_{\mu\nu\alpha 0} x_\alpha H_{\mu\nu}^{LD}(\vec{x}, t), \quad (18)$$

and

$$\mathcal{I}_1(t, 0) = \frac{1}{30} \int_V d^3 \vec{x} |\vec{x}|^2 \epsilon_{\mu\nu\alpha 0} x_\alpha H_{\mu\nu}(\vec{x}, t) + \frac{1}{30} \int_{>V} d^3 \vec{x} |\vec{x}|^2 \epsilon_{\mu\nu\alpha 0} x_\alpha H_{\mu\nu}^{LD}(\vec{x}, t), \quad (19)$$

where $H_{\mu\nu}(\vec{x}, t)$ denotes the hadronic function calculated on the lattice directly. Both the second terms give the estimation of the finite-volume effects.

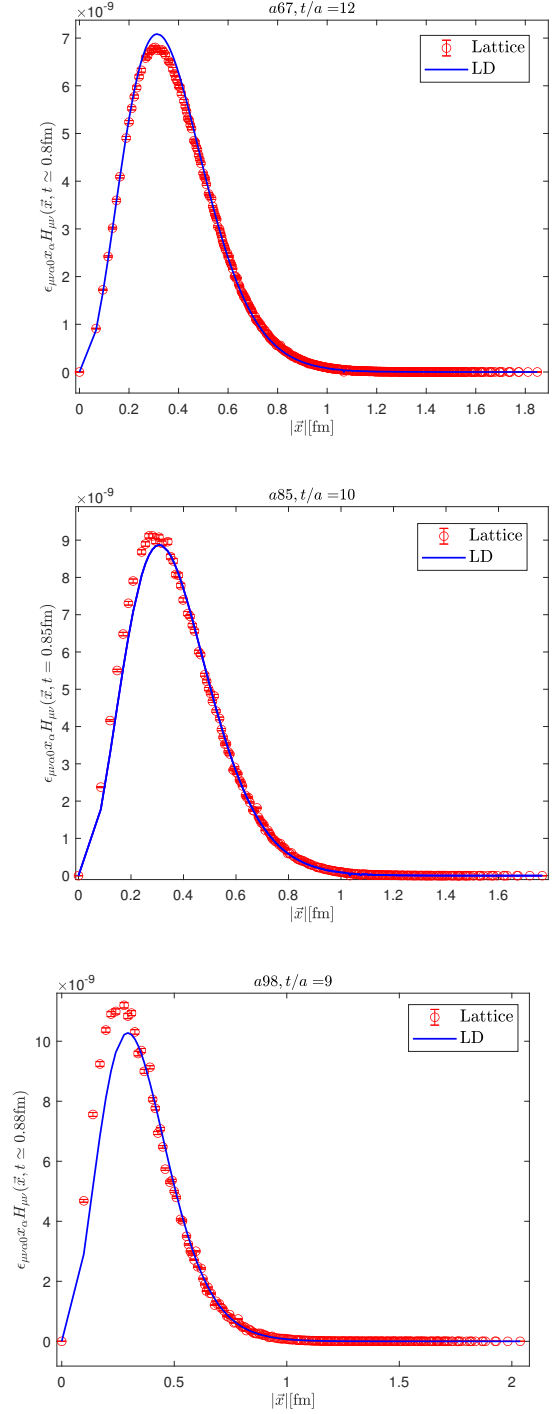


FIG. 2. For all ensembles, $\epsilon_{\mu\nu\alpha 0} x_\alpha H_{\mu\nu}(\vec{x}, t)$ as a function of $|\vec{x}|$ are given. The results of the direct lattice calculation (Lattice) and constructed long-distance version (LD) are presented, respectively.

C. Transition factor

The lattice results of c_0 and c_1 as a function of the time separation t are shown in Fig. 3. We perform the corre-

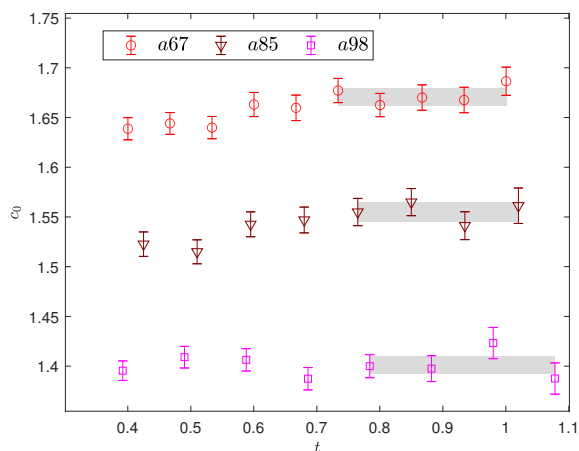
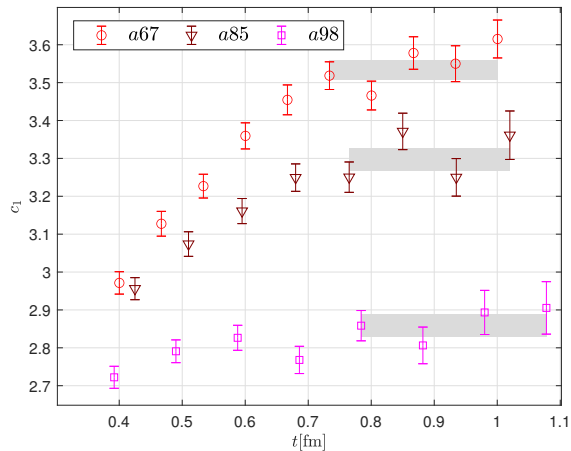


FIG. 3. Lattice results of c_1 and c_0 as a function of t . The c_1 and c_0 are calculated using Eq. (12) and Eq. (13), respectively.

lated fit of them to a constant at large t , and determine them. The corresponding values are listed in Table. III.

The traditional approach is also adopted for further comparison with the new method, where the $V(q^2)$ is given in the following way

$$V(q^2) = -\frac{(m_{\eta_c} + m_{J/\psi})}{4e_c Z m_{J/\psi}} E e^{Et} \times \frac{i}{|\vec{p}|^2} \epsilon_{\mu\nu\alpha 0} p_\alpha \int d^3\vec{x} e^{-i\vec{p}\cdot\vec{x}} H_{\mu\nu}(\vec{x}, t) \quad (20)$$

with $\vec{p} = \frac{2\pi}{L}\vec{n}$ for $\vec{n} = (0, 0, 1), (0, 1, 1), (1, 1, 1)$ and $(0, 0, 2)$.

The results of $V(q^2)$ as a function of t are shown in the left panel of Fig. 4, together with the q^2 -dependence in the right panel. Here we take the finest ensemble a67 as an example. The continuous extrapolation in q^2 is performed by a polynomial function $V(q^2) = c_0 + c_1 q^2/m_{J/\psi}^2 + c_2 q^4/m_{J/\psi}^4$. The c_i is then obtained by

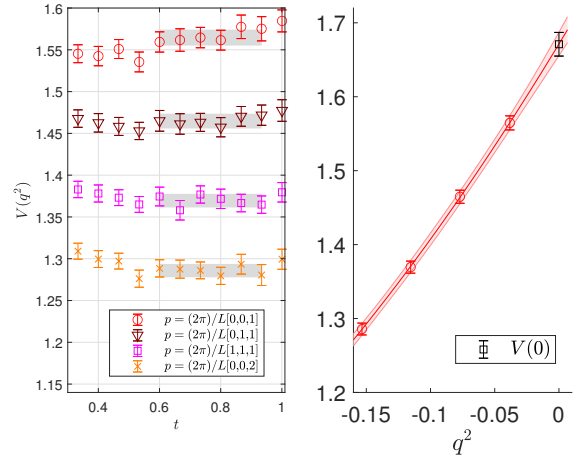


FIG. 4. Using a67 as an example, $V(q^2)$ as a function of t with different momenta is shown in the left panel and the continuous extrapolation in q^2 is shown in the right panel.

a correlated fit of the lattice data and the results are summarized in Table. III. These results are consistent with the ones from the new method, but the errors of c_0 are 1.7 – 1.8 times larger and c_1 even an order of magnitude larger.

| Ensemble | New | | Traditional | |
|----------|-----------|---------|-------------|----------|
| | c_0 | c_1 | c_0 | c_1 |
| a67 | 1.670(09) | 3.53(3) | 1.671(16) | 3.16(33) |
| a85 | 1.556(10) | 3.30(3) | 1.547(17) | 2.78(37) |
| a98 | 1.401(09) | 2.86(3) | 1.366(16) | 1.44(45) |

TABLE III. Numerical results of c_0 and c_1 for all ensembles.

In Fig. 5, an extrapolation of $V(0)$ in linear a^2 is performed under three different lattice spacings. Such behavior is expected for the twisted mass configuration which is automatically $O(a)$ improved. The fit describes the lattice data well, indicating that no ensemble we utilized has a residual $O(a)$ effect. This conclusion has also been demonstrated in previous study [27] and in other physical quantities [22, 30, 33, 34]. Finally, we report the determination of the on-shell form factor as

$$V(0) = 1.90(4), \quad (21)$$

where the error is the statistical error obtained with the lattice spacing errors taken into account.

Using the on-shell transition factor $V(0)$ as input, one can determine the partial decay width of $J/\psi \rightarrow \gamma\eta_c$ by

$$\begin{aligned} \Gamma(J/\psi \rightarrow \gamma\eta_c) &= \alpha e_c^2 \frac{16}{3} \frac{|\vec{k}|^3}{(m_{J/\psi} + m_{\eta_c})^2} |V(0)|^2 \\ &= 2.30(10) \text{ keV}, \end{aligned} \quad (22)$$

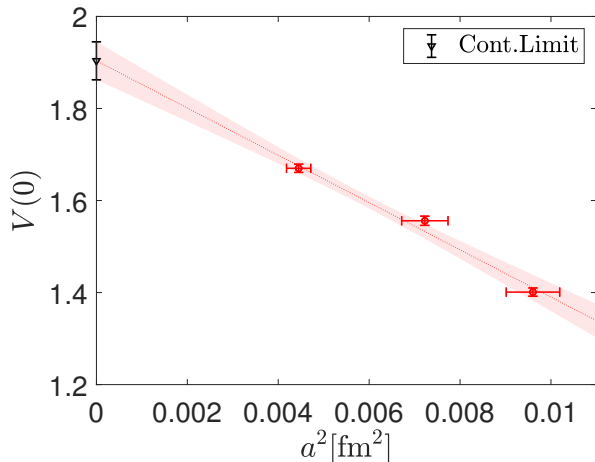


FIG. 5. Lattice results of $V(0)$ as a function of lattice spacing. The errors of lattice spacing are included in the fitting and presented by the horizontal error bars. The symbol of the red circle denotes the lattice results from ensemble a67, a85, and a98 from left to right. The black triangle is the result in the continuous limit $a^2 \rightarrow 0$.

where $\alpha = 1/137.036$ [9] and $|\vec{k}| = (m_{J/\psi}^2 - m_{\eta_c}^2)/(2m_{J/\psi})$. m_{η_c} and $m_{J/\psi}$ are the experimental values quoted by PDG [9]. Then, the branching fraction is obtained as

$$\text{Br}(J/\psi \rightarrow \gamma\eta_c) = 2.49(11)_{\text{lat}}(5)_{\text{exp}}\% \quad (23)$$

where the first error is the statistical error from the lattice simulation, and the second comes from the uncertainty of J/ψ total decay width 92.6(1.7) keV.

V. DISCUSSION

Our lattice result is consistent with previous lattice studies [13, 14, 27–29] as shown in Fig. 6. We only collect the lattice results that use at least three different lattice spacings for a continuum limit. The latest PDG have updated the branching ratio of $J/\psi \rightarrow \gamma\eta_c$ as 1.41(14)%, and the corresponding on-shell transition factor is $V_{\text{PDG}}(0) = 1.43(7)$. The PDG value is also plotted in Fig. 6 for a better comparison with the lattice calculations. We currently ignore the effects of the disconnected diagrams for convenience to test the validity of the method. At present, it is still not clear what accounts for the difference between the lattice and the experiment. To clarify this discrepancy, it is crucial to estimate the contribution of disconnected diagrams in the future. Compared with previous approaches, our method has the following peculiar advantages:

- i) The on-shell transition factor is simply extracted from the hadronic function $H_{\mu\nu}(\vec{x}, t)$, which can

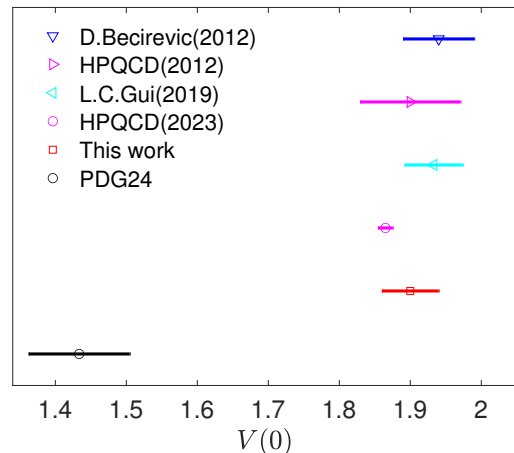


FIG. 6. Results of the on-shell transition factor $V(0)$ by lattice QCD using at least three different lattice spacings. The value of PDG24 is also listed for a comparison which is denoted by a black circle.

be calculated on the lattice directly. The method has no dependence on the modeling of the momentum extrapolation for the off-shell transition factors, thus avoiding an additional model-dependent uncertainty. The statistical errors of the on-shell transition factor from the new method are reduced by 40 percent, while the errors of their slopes are even an order of magnitude smaller.

- ii) Our calculations are completed only with the generation of point-source and wall-source propagators. The propagators generated in this project can be generally applied to other charmonium decays, like $\eta_c/\chi_{c0} \rightarrow 2\gamma$ [22, 35, 36], $J/\psi \rightarrow 3\gamma$ [37], and $J/\psi \rightarrow \gamma\nu\bar{\nu}$ [38]. Hence, the method developed here sheds light on the precision determination of the disconnected diagrams in these processes.

VI. CONCLUSION

In this study, we propose a model-independent method to study the radiative transition process and apply it to the charmonium transition decay $J/\psi \rightarrow \gamma\eta_c$. This method enables direct determination of the on-shell transition factor from the lattice hadronic function. As a result, we obtain the on-shell transition factor for $J/\psi \rightarrow \gamma\eta_c$ as $V(0) = 1.90(4)$ after a controlled continuous limit, which is well consistent with previous lattice studies.

The method eliminates the need for momentum extrapolation, thereby avoiding possible model dependencies of the transition factors. As it does not require additional quark propagators on twisted boundary conditions, the propagators we generated in this study can also be utilized for other charmonium studies. This is

particularly valuable for lattice calculations involving the disconnected diagrams, which are much more computationally intensive, *e.g.*, the charmonium mass determinations [39–42] and radiative decays [43].

ACKNOWLEDGMENTS

We thank ETM Collaboration for sharing the gauge configurations with us. Y.M. is grateful to Xu Feng for very valuable discussions and comments on reading through the manuscripts. The authors acknowledge the support from the NSFC of China under the Grant No.12293060, 12293063, 12305094, 11935017. The calculation was carried out on the Tianhe-1A supercomputer at Tianjin National Supercomputing Center and the SongShan supercomputer at the National Supercomputing Center in Zhengzhou.

-
- [1] J. J. Aubert *et al.* (E598), *Phys. Rev. Lett.* **33**, 1404 (1974).
- [2] J. E. Augustin *et al.* (SLAC-SP-017), *Phys. Rev. Lett.* **33**, 1406 (1974).
- [3] M. Ablikim *et al.* (BESIII), *Chin. Phys. C* **46**, 074001 (2022), arXiv:2111.07571 [hep-ex].
- [4] J. Gaiser *et al.*, *Phys. Rev. D* **34**, 711 (1986).
- [5] R. E. Mitchell *et al.* (CLEO), *Phys. Rev. Lett.* **102**, 011801 (2009), [Erratum: *Phys.Rev.Lett.* 106, 159903 (2011)], arXiv:0805.0252 [hep-ex].
- [6] V. V. Anashin *et al.*, *Phys. Lett. B* **738**, 391 (2014), arXiv:1406.7644 [hep-ex].
- [7] G. S. Adams *et al.* (CLEO), *Phys. Rev. Lett.* **101**, 101801 (2008), arXiv:0806.0671 [hep-ex].
- [8] M. Ablikim *et al.* (BESIII), *Phys. Rev. D* **87**, 032003 (2013), arXiv:1208.1461 [hep-ex].
- [9] S. Navas *et al.* (Particle Data Group), *Phys. Rev. D* **110**, 030001 (2024).
- [10] R. L. Workman *et al.* (Particle Data Group), *PTEP* **2022**, 083C01 (2022).
- [11] J. J. Dudek, R. G. Edwards, and D. G. Richards, *Phys. Rev. D* **73**, 074507 (2006), arXiv:hep-ph/0601137.
- [12] Y. Chen *et al.* (CLQCD), *Phys. Rev. D* **84**, 034503 (2011), arXiv:1104.2655 [hep-lat].
- [13] L.-C. Gui, J.-M. Dong, Y. Chen, and Y.-B. Yang, *Phys. Rev. D* **100**, 054511 (2019), arXiv:1906.03666 [hep-lat].
- [14] J. Delaney, C. E. Thomas, and S. M. Ryan (Hadron Spectrum), *JHEP* **05**, 230, arXiv:2301.08213 [hep-lat].
- [15] N. Li, Y. Gao, F. Chen, Y. Chen, X. Jiang, C. Shi, and W. Sun, *Phys. Rev. D* **109**, 014513 (2024), arXiv:2309.09662 [hep-lat].
- [16] P. F. Bedaque, *Phys. Lett. B* **593**, 82 (2004), arXiv:nucl-th/0402051.
- [17] G. M. de Divitiis, R. Petronzio, and N. Tantalo, *Phys. Lett. B* **595**, 408 (2004), arXiv:hep-lat/0405002.
- [18] X. Feng, Y. Fu, and L.-C. Jin, *Phys. Rev. D* **101**, 051502 (2020), arXiv:1911.04064 [hep-lat].
- [19] X. Feng, M. Gorchtein, L.-C. Jin, P.-X. Ma, and C.-Y. Seng, *Phys. Rev. Lett.* **124**, 192002 (2020), arXiv:2003.09798 [hep-lat].
- [20] P.-X. Ma, X. Feng, M. Gorchtein, L.-C. Jin, and C.-Y. Seng, *Phys. Rev. D* **103**, 114503 (2021), arXiv:2102.12048 [hep-lat].
- [21] X.-Y. Tuo, X. Feng, L.-C. Jin, and T. Wang, *Phys. Rev. D* **105**, 054518 (2022), arXiv:2103.11331 [hep-lat].
- [22] Y. Meng, X. Feng, C. Liu, T. Wang, and Z. Zou, *Sci. Bull.* **68**, 1880 (2023), arXiv:2109.09381 [hep-lat].
- [23] Y. Fu, X. Feng, L.-C. Jin, and C.-F. Lu, *Phys. Rev. Lett.* **128**, 172002 (2022), arXiv:2202.01472 [hep-lat].
- [24] Y. Meng, J.-L. Dang, C. Liu, Z. Liu, T. Shen, H. Yan, and K.-L. Zhang, *Phys. Rev. D* **109**, 074511 (2024), arXiv:2401.13475 [hep-lat].
- [25] Y. Meng, J.-L. Dang, C. Liu, X.-Y. Tuo, H. Yan, Y.-B. Yang, and K.-L. Zhang, *Phys. Rev. D* **110**, 074510 (2024), arXiv:2407.13568 [hep-lat].
- [26] X.-Y. Tuo and X. Feng, Finite-volume formalism for physical processes with an electroweak loop integral (2024), arXiv:2407.16930 [hep-lat].
- [27] D. Becirevic and F. Sanfilippo, *JHEP* **01**, 028, arXiv:1206.1445 [hep-lat].
- [28] G. C. Donald, C. T. H. Davies, R. J. Dowdall, E. Follana, K. Hornbostel, J. Koponen, G. P. Lepage, and C. McNeile, *Phys. Rev. D* **86**, 094501 (2012), arXiv:1208.2855 [hep-lat].
- [29] B. Colquhoun, L. J. Cooper, C. T. H. Davies, and G. P. Lepage (HPQCD Collaboration), *Phys. Rev. D* **108**, 014513 (2023), arXiv:2305.06231 [hep-lat].
- [30] B. Blossier *et al.* (ETM), *JHEP* **07**, 043, arXiv:0904.0954 [hep-lat].
- [31] M. Albanese *et al.* (APE), *Phys. Lett. B* **192**, 163 (1987).
- [32] S. Güsken, *Nucl. Phys. B Proc. Suppl.* **17**, 361 (1990).
- [33] C. Alexandrou, R. Baron, J. Carbonell, V. Drach, P. Guichon, K. Jansen, T. Korzec, and O. Pene (ETM), *Phys. Rev. D* **80**, 114503 (2009), arXiv:0910.2419 [hep-lat].
- [34] R. Baron *et al.* (ETM), *JHEP* **08**, 097, arXiv:0911.5061 [hep-lat].
- [35] Y. Chen, M. Gong, N. Li, C. Liu, Y.-B. Liu, Z. Liu, J.-P. Ma, Y. Meng, C. Xiong, and K.-L. Zhang (CLQCD), *Chin. Phys. C* **44**, 083108 (2020), arXiv:2003.09817 [hep-lat].
- [36] Z. Zou, Y. Meng, and C. Liu, *Chin. Phys. C* **46**, 053102 (2022), arXiv:2111.00768 [hep-lat].
- [37] Y. Meng, C. Liu, and K.-L. Zhang, *Phys. Rev. D* **102**, 054506 (2020), arXiv:1910.11597 [hep-lat].
- [38] Y. Meng, *PoS LATTICE2023*, 129 (2024), arXiv:2309.15436 [hep-lat].
- [39] C. McNeile and C. Michael (UKQCD), *Phys. Rev. D* **70**, 034506 (2004), arXiv:hep-lat/0402012.
- [40] P. de Forcrand, M. Garcia Perez, H. Matsufuru, A. Nakamura, I. Pushkina, I.-O. Stamatescu, T. Takaishi, and

- T. Umeda (QCD-TARO), *JHEP* **08**, 004, [arXiv:hep-lat/0404016](#).
- [41] L. Levkova and C. DeTar, *Phys. Rev. D* **83**, 074504 (2011), [arXiv:1012.1837 \[hep-lat\]](#).
- [42] R. Zhang, W. Sun, F. Chen, Y. Chen, M. Gong, X. Jiang, and Z. Liu, *Chin. Phys. C* **46**, 043102 (2022), [arXiv:2110.01755 \[hep-lat\]](#).
- [43] X. Jiang, F. Chen, Y. Chen, M. Gong, N. Li, Z. Liu, W. Sun, and R. Zhang, *Phys. Rev. Lett.* **130**, 061901 (2023), [arXiv:2206.02724 \[hep-lat\]](#).

Appendix A: Lattice results of c_0, c_1 without FVC

The results of c_0 and c_1 with no FVC included are plotted in Fig. 7. It is seen that c_1 has a relatively unstable plateau, especially for the ensembles with small volumes, *i.e.* a67 and a85. Numerical values of c_0 and c_1 are summarized in Tab. IV. The FVC causes c_1 to deviate by 7%, 9% and 4% for a67, a85, and a98, respectively. However, the influence of c_1 on c_0 is highly suppressed by the factor $(\delta m)^2/m_{J/\psi}^2$, resulting in a change in c_0 of no more than 1%. In a continuum limit, we obtain the c_0 as 1.89(4). The value is consistent with 1.90(4), where the FVC is included.

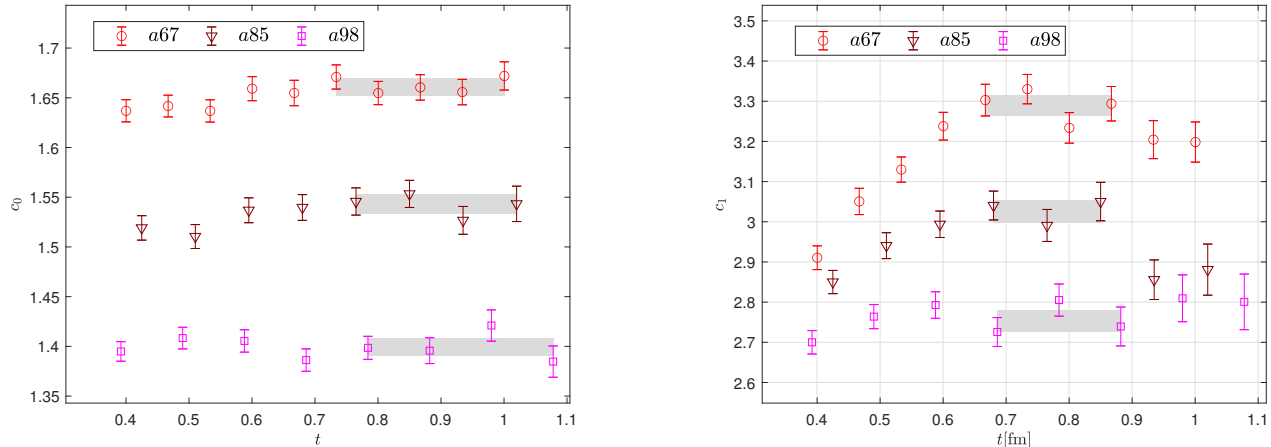


FIG. 7. Lattice results of c_1 and c_0 without including the FVC.

| Ensemble | a67 | a85 | a98 | Cont.Limit |
|----------|-----------|-----------|-----------|------------|
| c_0 | 1.660(09) | 1.546(10) | 1.393(08) | 1.89(4) |
| c_1 | 3.29(3) | 3.03(3) | 2.75(3) | — |

TABLE IV. Numerical results of c_0 and c_1 without the finite-volume corrections included, together with the continuum limit of c_0 .

Appendix B: L -dependence of FVC

In this section, we give the numerical verification that the finite-volume corrections in Eq. (18) and Eq. (19) are exponentially suppressed as the volume size increases. To that end, we introduce the following ratios

$$R(L) \equiv \frac{\int_{L^3}^{\infty} \epsilon_{\mu\nu\alpha 0} x_{\alpha} H_{\mu\nu}^{LD}(\vec{x}, t)}{\int_0^{\infty} \epsilon_{\mu\nu\alpha 0} x_{\alpha} H_{\mu\nu}^{LD}(\vec{x}, t)} \quad (\text{B1})$$

$$R_2(L) \equiv \frac{\int_{L^3}^{\infty} |\vec{x}|^2 \epsilon_{\mu\nu\alpha 0} x_{\alpha} H_{\mu\nu}^{LD}(\vec{x}, t)}{\int_0^{\infty} |\vec{x}|^2 \epsilon_{\mu\nu\alpha 0} x_{\alpha} H_{\mu\nu}^{LD}(\vec{x}, t)} \quad (\text{B2})$$

which characterize the L -dependence of the FVC relative to the total contribution for the scalar quantity $\epsilon_{\mu\nu\alpha 0} x_{\alpha} H_{\mu\nu}^{LD}(\vec{x}, t)$ and $|\vec{x}|^2 \epsilon_{\mu\nu\alpha 0} x_{\alpha} H_{\mu\nu}^{LD}(\vec{x}, t)$. In Fig. 8, $R(L)$ and $R_2(L)$ as a function of volume size L are plotted. It shows that R and R_2 decrease rapidly as L increases. Besides, $|\vec{x}|^2 \epsilon_{\mu\nu\alpha 0} x_{\alpha} H_{\mu\nu}^{LD}(\vec{x}, t)$ is more significantly affected by FVC because of the factor $|\vec{x}|^2$ compared to $\epsilon_{\mu\nu\alpha 0} x_{\alpha} H_{\mu\nu}^{LD}(\vec{x}, t)$. It is also concluded the FVC of c_1 can be completely ignored when the lattice size is larger than 3 fm, and then one can calculate the c_1 straightforwardly using the Eq. (7) and Eq. (9).

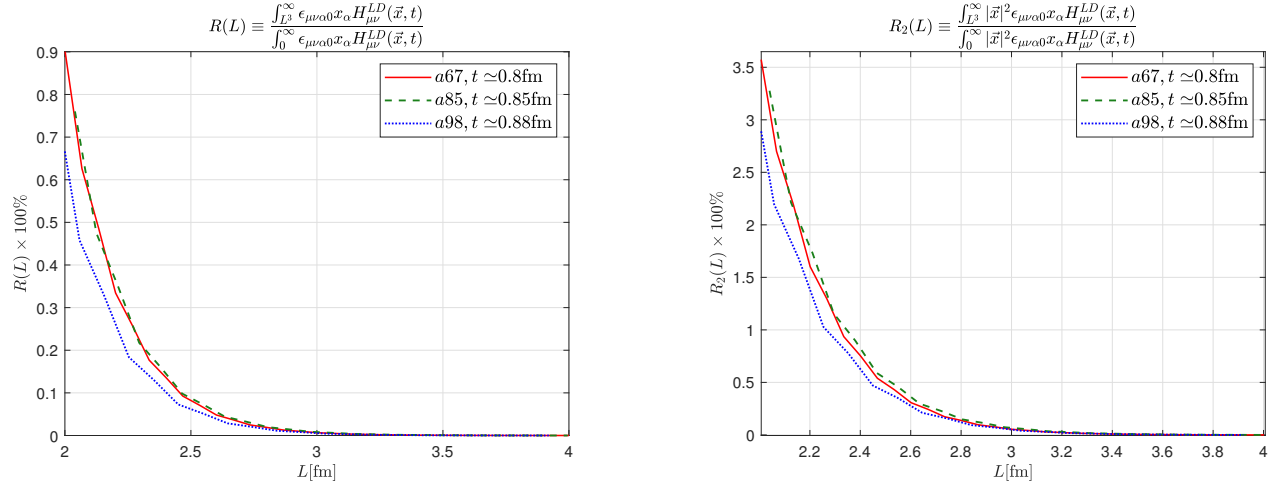


FIG. 8. L -dependence of the ratio $R(L)$ and $R_2(L)$ for all ensembles.