

# An Exploration of Higher Education Course Evaluation by Large Language Models

Bo Yuan, *Senior Member, IEEE*, and Jiazi Hu

**Abstract**—Course evaluation is a critical component in higher education pedagogy. It not only serves to identify limitations in existing course designs and provide a basis for curricular innovation, but also to offer quantitative insights for university administrative decision-making. Traditional evaluation methods, primarily comprising student surveys, instructor self-assessments, and expert reviews, often encounter challenges, including inherent subjectivity, feedback delays, inefficiencies, and limitations in addressing innovative teaching approaches. Recent advancements in large language models (LLMs) within artificial intelligence (AI) present promising new avenues for enhancing course evaluation processes. This study explores the application of LLMs in automated course evaluation from multiple perspectives and conducts rigorous experiments across 100 courses at a major university in China. The findings indicate that: (1) LLMs can be an effective tool for course evaluation; (2) their effectiveness is contingent upon appropriate fine-tuning and prompt engineering; and (3) LLM-generated evaluation results demonstrate a notable level of rationality and interpretability.

**Index Terms**—Artificial Intelligence, Course Evaluation, Data Analytics, Higher Education, Large Language Models

## I. INTRODUCTION

COURSE evaluation is a systematic process that examines various aspects of a course, including its objectives, contents, teaching methods, instructor performance, and student learning outcomes. The primary aim of course evaluation is to enhance teaching quality, delivering numerous benefits to instructors, students and administrators (Table I). Beyond offering critical data to aid administrators in curriculum optimization and resource allocation, course evaluation also provides a solid foundation for instructors' self-reflection and pedagogical improvement [1].

Despite the established importance of traditional course evaluation methods, the complexity and scale of contemporary education have highlighted several limitations. First, student surveys, a commonly used evaluation method in higher education, are affected by factors that may undermine their reliability [2, 3]. For instance, student feedbacks can be emotionally driven or restricted by subjective perspectives, potentially failing to capture the full efficacy of teaching. Additionally, the design and wording of survey questions may introduce subtle biases, which can compromise objectivity and

reliability. Moreover, since surveys are usually conducted at fixed intervals, such as the end of semesters, they may also lack the timeliness needed for effective, real-time feedbacks on teaching activities.

Second, classroom observation, while intuitively valuable for capturing teacher-student interaction and teaching dynamics, presents challenges of its own. This method is resource-intensive and susceptible to the observer's personal judgments and level of engagement, which can greatly affect the reliability of the results. Furthermore, limited observation sessions make it difficult to obtain a comprehensive view of the entire teaching cycle. Finally, although expert reviews of course materials can provide in-depth insights, they are costly in terms of time and labor, rendering large-scale evaluations impractical. Additionally, expert assessments may be influenced by personal preferences, potentially affecting the fairness and effectiveness of the evaluations [4].

TABLE I  
THE VALUE OF COURSE EVALUATION

| Roles           | Benefits   |
|-----------------|--|
| <i>Teachers</i> | <ul style="list-style-type: none"> <li>- Enhanced course design</li> <li>- Improved teaching skills</li> <li>- Identification of teaching weaknesses</li> <li>- Better understanding of learning outcomes</li> </ul> |
| <i>Learners</i> | <ul style="list-style-type: none"> <li>- Enhanced learning experience</li> <li>- Improved course quality</li> <li>- Increased engagement</li> <li>- Access to personalized feedback</li> </ul>                       |
| <i>Managers</i> | <ul style="list-style-type: none"> <li>- Data-driven decision making</li> <li>- Quality assurance</li> <li>- Optimized resource allocation</li> <li>- Strategic planning and development</li> </ul>                  |

To improve the quality of undergraduate education evaluation, the Ministry of Education of China issued the *Implementation Plan for Undergraduate Education Evaluation in General Higher Education (2021–2025)* in January 2021. This plan, grounded in the principles of "course development through evaluation, improvement through evaluation, management through evaluation, and strengthening through evaluation", encourages the extensive application of internet technologies, big data, and artificial intelligence to analyze large-scale educational data, thereby reducing the workload on universities while enhancing efficiency [5].

This shift highlights an urgent need in higher education for intelligent tools capable of delivering comprehensive, timely,

*Corresponding author: Bo Yuan*

Bo Yuan is with the University of Queensland, Brisbane, QLD 4072, Australia (e-mail: boyuan@ieee.org).

Jiazi Hu is with the Beijing Zhujin Educational Technology Institute, Beijing 100000, P.R. China (e-mail: jiazi841231@163.com).

and precise analyses of multidimensional course-related data, with minimum workload and resource demands. In response, this study actively explores the potential of large language models (LLMs) in analyzing unstructured course data, offering objective and in-depth evaluation results for both instructors and administrators. By properly addressing the balance of fairness, efficiency, and quality, this research marks the first step towards paving innovative pathways in university course evaluation.

The remainder of this paper is organized as follows: Section II provides a brief review of the role of LLMs in higher education and the challenges that they are facing. Section III demonstrates how LLMs can be used to analyze the dynamics of classroom discussion, representing a micro-level approach to course evaluation. A systematic case study on 100 university courses is conducted in Section IV, illustrating the efficacy of LLMs in macro-level course evaluation. Section V concludes with a summary of the key findings and a discussion on current challenges and future developments for LLMs in higher education.

## II. LLMs AND HIGHER EDUCATION

### A. Overview of LLMs

LLMs are advanced natural language processing models built on deep learning techniques, notably the Transformer architecture [6]. Trained on extensive text datasets, LLMs can effectively understand and generate human-like language. Typically, LLMs comprise tens of billions of parameters, making them capable of capturing and understanding complex linguistic structures and contextual information.

Recent advancements in LLMs, such as the development of GPT (Generative Pre-trained Transformer) [7], have spurred transformative progress in natural language processing. These models are generally developed through a "pre-training + fine-tuning" paradigm: they are first pre-trained on large-scale general datasets, and subsequently fine-tuned for specific tasks. This process endows LLMs with notable generalization capabilities, enabling versatile language processing across diverse domains and contexts.

In higher education, LLMs offer promising applications for automating the processing and analysis of extensive educational data, supporting the teaching, learning, and assessment processes. By enhancing teaching efficiency and enabling personalized learning, LLMs contribute to a more intelligent and data-driven educational paradigm [8, 9].

### B. The Role of LLMs in Higher Education

LLMs have transformed not only the roles of learners and educators but also the broader teaching philosophies and the educational ecosystem. From the learner's perspective, LLMs can enhance essential skills such as complex problem-solving, critical thinking, and creativity, which are key competencies in today's dynamic society. Meanwhile, by generating highly interactive and diverse learning materials, LLMs can effectively engage learners, enriching the learning process and enhancing overall learning experiences.

For educators, LLMs can automate routine tasks such as grading assignments and providing explanations for fundamental concepts, thereby allowing instructors to devote more time to creative and strategic instructional activities. Additionally, LLMs facilitate a shift in the educator's role from a primary knowledge provider to a guide and facilitator, with an increased focus on supporting personalized learning and fostering critical thinking skills. LLMs also expand teaching philosophies by enabling learning beyond traditional classroom settings, as students can access AI-assisted learning resources anytime and anywhere. This accessibility fosters lifelong learning opportunities and helps bridge the resource gaps and prompt educational equity across different geographic regions.

In summary, LLMs contribute to a more open, interactive, and collaborative educational ecosystem. A list of major applications of LLMs is presented in Table II. However, they also place new demands on educators, who must continually develop new knowledge and skills to keep pace with advancements in educational technology.

TABLE II  
THE APPLICATIONS OF LLMs IN HIGHER EDUCATION

| Functions                        | Description   |
|----------------------------------|---|
| <i>Assessment &amp; Feedback</i> | Analyze student assignments and exams to provide quantitative and qualitative feedback.   |
| <i>Intelligent Tutoring</i>      | Act as virtual tutors to answer student queries and provide immediate assistance.         |
| <i>Content Generation</i>        | Generate teaching materials, exam questions, and course outlines to facilitate educators. |
| <i>Personalized Learning</i>     | Recommend tailored learning resources and paths based on student data analysis.           |
| <i>Language Support</i>          | Aid non-native speakers by translating course materials and offering language support.    |

### C. Challenges of LLMs in Higher Education

Despite their promise in the education sector, LLMs face several challenges [10] that demand collaborative efforts from various stakeholders. First, LLMs depend on comprehensive learner data to optimize personalized learning experiences, often involving sensitive personal information. Therefore, robust data protection measures are essential to prevent misuse of learner information. Additionally, fairness and transparency in decision-making processes must be prioritized to mitigate algorithmic biases that could impact teachers and students.

Second, a known limitation of LLMs is the issue of hallucination, where generated contents may be inaccurate or misleading [11, 12]. This poses a risk of disseminating incorrect information to students. To prevent such outcomes, effective mechanisms are necessary to validate and, if needed, correct the generated content, ensuring alignment with educational standards.

Third, education encompasses not only knowledge transmission but also the emotional and interpersonal connections that foster student development [13]. LLMs

currently lack the capacity to replicate the emotional support and value-shaping roles provided by human educators. Therefore, a balanced integration of technology and human instruction is essential to maintain these vital aspects of education. Finally, LLM-based learning requires students to possess strong self-management skills, including effective time management. There is also a risk that students may become overly reliant on advanced technologies, potentially overlooking the value of face-to-face interactions and traditional learning methods.

### III. COURSE EVALUATION: MICRO LEVEL

This section examines the use of LLMs as evaluation tools at the micro level, using class discussions in flipped classrooms as a case study. The flipped classroom model shifts the traditional teaching structure by requiring students to engage in self-directed study through videos, readings, and other preparatory materials prior to class. Class time is then dedicated to discussions, Q&A sessions, and hands-on activities, with the primary aim of fostering interactivity and enhancing students' self-directed learning abilities [14].

#### A. Classroom Discussion

Classroom discussion is an effective teaching method that aims to cultivate students' abilities to analyze problems, question assumptions, and develop diverse perspectives, helping students construct a solid knowledge framework [15]. Additionally, discussion requires students to express their insights while listening to others, thereby fostering teamwork and collaboration. Through independent questioning and sharing insights, students increase their engagement and active participation, which can inspire enthusiasm for learning and help develop lifelong learning habits.

In flipped classrooms, teachers not only design discussion topics but also foster an open, inclusive atmosphere to encourage broader participation. During discussions, teachers guide students toward deep thinking and critical questioning, adapting the discussion's direction as necessary to ensure learning objectives are met and that discussions remain focused. Therefore, evaluating teachers' effectiveness in organizing and managing discussions provides valuable feedback for optimizing teaching strategies and improving instructional efficacy.

However, evaluating teachers' discussion facilitation skills poses several challenges. First, effective discussion methods vary across disciplines; some fields emphasize fostering creativity and innovation, while others prioritize analytical thinking and problem-solving. Second, the lack of effective tools for systematic and real-time evaluation of classroom discussions presents difficulties. Third, discussions are inherently dynamic and information-rich, requiring teachers to manage diverse viewpoints while continually guiding students toward critical analysis and reflection.

Therefore, evaluators must be able to observe how teachers manage the flow and pace of discussions, as well as their ability to maintain coherence and depth in these complex and dynamic settings. In many cases, conducting this type of

evaluation manually would be impractical, underscoring the need for developing effective evaluation methods [16, 17].

#### B. An Example of Discussion

The following excerpt provides an English translation of a classroom discussion transcript focused on environmental protection, involving one teacher and three students. Open-ended discussions like this often include vast amounts of information and frequent shifts sub-topics, making them challenging for traditional manual evaluation methods.

##### 1) Opening Statement

*Teacher:* Today, we're going to discuss a very important topic: environmental protection. Do you know how vital environmental protection is to our lives? Who would like to start by sharing their thoughts?

*Student Zhang:* I think environmental protection mainly means not littering.

*Teacher:* Great point! Not littering is indeed part of protecting the environment. But beyond that, what other methods can help protect the environment? Student Liu, what are your thoughts?

*Student Liu:* I think we could use fewer plastic bags and switch to eco-friendly bags.

*Teacher:* Excellent suggestion! Reducing plastic bag use can indeed help lower pollution. Student Cao, do you have any additional ideas?

##### 2) Closing Remarks

*Teacher:* Through today's discussion, we've explored many aspects of environmental protection, and I hope everyone will apply these eco-friendly practices in their daily lives. Does anyone have anything else to add?

*Student Zhang:* I think we could organize a campus environmental campaign to get more people involved.

*Teacher:* That's a fantastic suggestion! Let's brainstorm ideas for organizing this campaign. Environmental protection is a shared responsibility, so let's start with small actions and work together for a better environment.

*Teacher:* That's all for today's discussion. Please consider other eco-friendly actions you could take, and we'll continue this discussion next time.

TABLE III  
ENTITIES AND RELATIONSHIPS IN DISCUSSION

| Source      | Target       | Relationship                     |
|-------------|--------------|----------------------------------|
| Teacher     | Students     | Initiates discussion             |
| Students    | Environment  | Discuss importance of protection |
| Zhang       | Garbage      | Defines part of protection       |
| Liu         | Plastic Bags | Suggests using alternatives      |
| Cao         | Trees        | Suggests planting trees          |
| Air Quality | Health       | Important for health             |
| Students    | Resources    | Suggest saving resources         |
| Zhang       | Others       | Informs others about waste       |
| Liu         | Others       | Encourages peers gently          |
| Teacher     | Students     | Encourages actions               |

### C. Analysis of Discussion Organization

This analysis focuses on a key question: What kind of teaching organization skills did the teacher demonstrate during the discussion? The LLM used for evaluation is GPT-4o [18], released by OpenAI in May 2024, known for its advancements in logical reasoning, mathematical calculations, and problem-solving capabilities over its predecessor, GPT-4. The extracted entities and their relationships from the complete discussion are listed in Table III.

Based on the prompt: “Analyze the discussion between the teacher and students on environment protection, analyzing classroom dynamics based on Bloom’s educational objectives, focusing on problem introduction, discussion organization, and guiding students’ thinking”, the output is as follows:

#### 1) Introduction of the Topic

The teacher began with an open-ended question: “How important is environmental protection to our lives?” This question served as a direct topic introduction, stimulating students’ initial thoughts on environmental protection and establishing a foundation for subsequent discussions. In Bloom’s taxonomy [19], this falls under the levels of “remembering” and “understanding,” as it requires students to recall prior knowledge and articulate their understanding.

In response to Student Zhang’s answer, the teacher further inquired: “Besides not littering, what other methods can we use to protect the environment?” This question encouraged students to engage in deeper thinking, moving towards the “applying” and “analyzing” stages, where they constructed their understanding of environmental protection by connecting specific actions to broader concepts.

#### 2) Organization of the Discussion

The teacher guided different students in sequence, posing questions to deepen each response. For instance, when Student Cao mentioned planting trees, the teacher invited students to consider how to improve air quality, thereby encouraging connections between environmental protection and broader life contexts. This structured, progressive approach helps maintain discussions continuity and fosters deeper learning.

Aligned with Bloom’s “analyzing” and “creating” levels, the teacher led students to connect various environmental protection measures, analyze their interrelationships, and synthesize ideas. This not only enhanced cognitive engagement but also encouraged analytical and problem-solving skills development.

#### 3) Guiding Students’ Thinking

The teacher consistently encouraged students to explore complex issues. For example, after Student Cao’s suggestion to “plant more trees”, the teacher asked, “Why is air quality important for our health?” This follow-up question encouraged students to think progressively. The teacher’s use of prompts like “As students, what other ways can we take action to protect the environment?” fostered personal reflection and consideration of actionable steps.

This guidance aligns with the “evaluating” level in Bloom’s taxonomy, where students must not only comprehend and apply knowledge but also assess and choose effective measures, enhancing their critical thinking abilities.

### 4) Conclusion Stage

The teacher concluded by asking students to reflect on the discussion, providing specific directions for self-learning. This corresponds to the “remembering” and “creating” levels in Bloom’s taxonomy, reinforcing the discussion’s content while laying a foundation for future environmental actions.

### D. Summary of the Discussion Analysis

This evaluation highlights the LLM’s ability to effectively analyze and assess a classroom discussion, identifying key elements such as problem introduction, exploration of specific measures, behavioral guidance, and summary of action plans. According to its analysis, the teacher’s questioning strategy led students to incrementally deepen their understanding of environmental protection, ultimately steering the discussion towards actionable real-world initiatives. This approach aligned well with the stages of Bloom’s taxonomy, thereby enhancing students’ cognitive depth.

In this case, the LLM demonstrated its capacity to extract essential information and perform a multidimensional analysis of the classroom discussion by effectively processing extensive discussion data. Compared to traditional evaluation methods, LLMs can assess classroom discussions from various perspectives, such as logical flow, creativity, and the progression of topic. This approach not only yields more comprehensive evaluations but also reduces the considerable workload associated with manual evaluations.

Moreover, LLMs can be used to evaluate student participation and performance in discussions, offering personalized feedback that highlights individual strengths and areas for improvement. This feedback enables students to reflect on their discussion performance, enhancing their learning outcomes and increasing the educational value of discussions [20]. For instance, Table IV presents the LLM-generated comments and scores for each student, showcasing how these insights contribute to a richer discussion experience and more targeted educational feedback.

TABLE IV  
STUDENT PERFORMANCE IN DISCUSSION

| Students | Comments  | Scores |
|----------|---|--------|
| Cao      | His contributions were rich, insightful, logical and well-organized. He discussed the topic with depth and clarity and demonstrated thorough consideration with the best overall performance. | 9.5/10 |
| Liu      | Her responses were thoughtful, showing good environmental awareness and reasonable problem-solving skills. Her communication style was appropriate and persuasive.                            | 8.5/10 |
| Zhang    | While active in the discussion and showing some environmental awareness, her contributions were basic and lacked the depth, specificity and insight displayed by the others.                  | 7/10   |

#### IV. COURSE EVALUATION: MACRO LEVEL

In October 2019, the Ministry of Education of China issued the *Implementation Guidelines on the Development of National-Level First-Class Undergraduate Courses*, aimed at establishing a quality-oriented course evaluation mechanism and building a diversified curriculum system [21]. As of 2024, three rounds of applications have been conducted [22].

For management purposes, it is common practice for universities to develop a dynamic curriculum structure based on their unique teaching objectives and program specifications to ensure that courses keep pace with advancements in technology and societal demands. Regular evaluations of courses are typically conducted through feedback channels such as student surveys, teaching observations, expert reviews, and data analysis. Based on the evaluation results, necessary adjustments are expected to be made to the courses.

In these evaluation processes, various written materials submitted by instructors serve as key evidence for assessment, typically encompassing a wide range of texts, charts, and video materials. However, it is evident that human, financial, and time resources required for large-scale course evaluations create severe constraints, adversely affecting the depth, breadth, and timeliness of evaluations. This section will illustrate the feasibility and potential of LLMs in automating course evaluation through real-world case studies.

##### A. Experiment Settings

The case study was based on the materials of 100 courses selected from a recent course evaluation conducted at a major university in central China. The collected course information includes basic course details, teaching team composition, course objectives (i.e., knowledge and skill levels that students are expected to achieve), course development and practice (covering course development history, content, assessment methods and student feedbacks), course features and innovations, and course development plans (including five-year plans, issues to be addressed, and reform directions).

The evaluation indicators were provided by the university, as shown in Table V, including first- and second-level evaluation indicators, along with the corresponding scores (specific observation points are not listed here due to space limitations). All settings aim to validate the general applicability of LLMs in course evaluation.

Several preliminary tests were conducted on various mainstream LLMs, and based on their stability and usability in course evaluation, two representative models were selected for comparison: Kimi, released by Moonshot AI [23], and Llama, released by Meta AI [24], both of which are capable of effectively handling the long-text inputs involved in course evaluation. Additionally, due to Llama's open-source nature, it was fine-tuned using historical course evaluation data, resulting in a revised model referred to as Llama-UKP in this study, to demonstrate the enhancement of LLM performance through targeted fine-tuning.

To achieve optimal performance in complex tasks, prompt design should adhere to a set of established principles [25]. For instance, using a clear format to provide essential task

background information and detailed descriptions helps the model understand the task's context and constraints. Prompts should also contain explicit instructions, guiding the model on the desired output content and format. For complex tasks, a hierarchical design in prompts is advisable, breaking down the original task into several steps or subtasks to ensure that each step has a clear objective and avoiding overwhelming the model with overly complex information in a single attempt.

TABLE V  
EVALUATION INDICATORS

| First-Level Indicators                   | Second-Level Indicators                |
|--|--|
| 1. Course Design<br>(25 points)          | 1.1 Course Objectives (5 points)       |
|  | 1.2 Course Content (10 points)         |
|  | 1.3 Teaching Organization (5 points)   |
|  | 1.4 Teaching Techniques (5 points)     |
| 2. Course Team<br>(20 points)            | 2.1 Professional Ethics (5 points)     |
|  | 2.2 Team Structure (5 points)          |
|  | 2.3 Quality and Competence (10 points) |
| 3. Teaching Resources<br>(20 points)     | 3.1 Resource Selection (4 points)      |
|  | 3.2 Resource Development (8 points)    |
|  | 3.3 Practical Teaching (8 points)      |
| 4. Course Assessment<br>(10 points)      | 4.1 Assessment Content (5 points)      |
|  | 4.2 Assessment Methods (5 points)      |
| 5. Teaching Effectiveness<br>(25 points) | 5.1 Student Development (10 points)    |
|  | 5.2 Diverse Evaluation (10 points)     |
|  | 5.3 Continuous Improvement (5 points)  |

In this study, the role of LLMs was to function as expert evaluators with a profound understanding of course quality assessment, aimed at evaluating each course based on the scoring criteria, while ensuring accuracy, fairness, and differentiation. Additionally, specific constraints were implemented, including strict adherence to the detailed information provided in course materials, avoiding high scores for vague descriptions, and deducting points for materials lacking specific details and evidence.

In terms of workflow, the initial step involved carefully reading and understanding the established scoring criteria and course materials to avoid careless assessment. Next, each indicator was examined individually, closely following the corresponding sections in the materials. Finally, the total score was calculated by aggregating the scores for each indicator, with cautions taken to avoid assigning excessively high scores. In evaluation practice in China, courses scoring more than 85 points are typically considered to be top-tier and the number of such courses is assumed to be limited.

##### B. Quantitative Evaluation Results

The scoring statistics of the two models on the 100 courses are presented in Table VI, which includes the highest score, lowest score, mean score, variance, and excellence rate (defined as scores  $\geq 85$  points). It is evident that, compared to Kimi, Llama-UKP produced a more reasonable range of

evaluation scores, resulting in an excellence rate of approximately one-fourth. In contrast, Kimi tended to assign higher scores, with nearly three-fourths of the courses scoring 85 points or above.

TABLE VI  
STATISTICS OF SCORES BY KIMI AND LLAMA-UKP

| Attributes      | Kimi  | Llama-UKP |
|-----------------|-------|-----------|
| Highest         | 99    | 90        |
| Lowest          | 80    | 71        |
| Mean            | 87.01 | 82.11     |
| Variance        | 12.13 | 9.90      |
| Excellence Rate | 73%   | 27%       |

The distribution of course scores can be visualized using a violin plot [26]. Unlike a box plot, a violin plot represents the probability density of data across different score values through its width, making it particularly effective at describing multimodal distributions. As shown in Figure 1, the peak probability density for scores generated by Llama-UKP (right side) is at around 81 points, whereas Kimi (left side) features a peak at approximately 87 points. It is important to note that, due to the use of kernel density estimation, the density plot in a violin plot may slightly exceed the actual range of maximum and minimum data values at the edges.

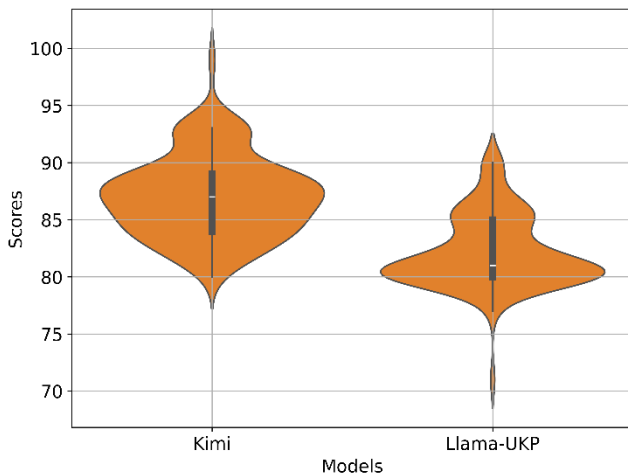


Fig. 1. Violin plots of scores by Kimi and Llama-UKP.

To further compare the performance of the two models, a linear regression analysis was conducted based on their scoring results, as shown in Figure 2. Although the scoring ranges of the two models differed, the scores exhibited a positive correlation (with a regression line slope of 0.55), indicating that the two models maintained consistency in their overall evaluation trends. However, the  $R^2$  value of the linear regression was 0.246, suggesting a relatively poor fit. This is primarily due to significant score discrepancies for certain courses. For instance, the data point on the far left corresponds to a course where Llama-UKP gave the lowest score, while Kimi assigned a score close to its average scoring level.

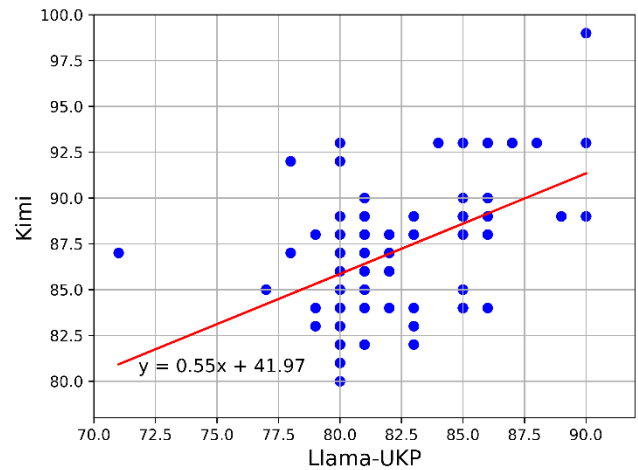


Fig. 2. Linear regression of scores by Kimi and Llama-UKP.

For evaluation models based on LLMs, reliability is a critical metric. Since course evaluation generally lacks a gold standard (ground truth), this study engaged a teaching expert with extensive course evaluation experience to manually score all 100 courses according to the criteria outlined in Table V. These human expert scores served as a reference baseline for validating the performance of LLMs.

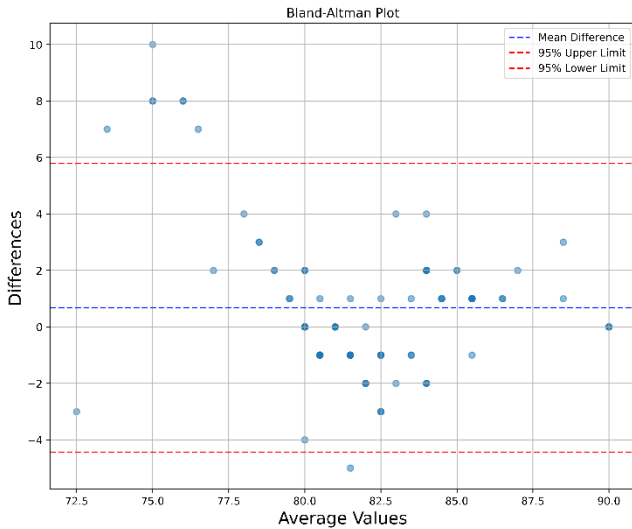
Using Llama-UKP as an example, its Pearson Correlation Coefficient with the expert was 0.754, indicating a significant positive correlation between the two. However, since the scores may not strictly follow a normal distribution in practice and may exhibit non-linear correlations, this study employed Spearman's Rank Correlation Coefficient. As a non-parametric statistical test based on ranks rather than raw data, Spearman's test provides a more accurate description of correlation under non-normal or non-linear conditions. The Spearman's rank correlation coefficient between Llama-UKP and the expert was 0.843, demonstrating good scoring consistency. Table VII summarizes the correlation analysis results of the two evaluation models and the expert, showing that Llama-UKP achieved significantly better rationality than Kimi.

TABLE VII  
CORRELATION ANALYSIS WITH HUMAN EXPERT

| Models    | Correlation Tests | Coefficients |
|-----------|-------------------|--------------|
| Llama-UKP | Pearson           | <b>0.754</b> |
| Kimi      | Pearson           | 0.516        |
| Llama-UKP | Spearman          | <b>0.843</b> |
| Kimi      | Spearman          | 0.523        |

A similar conclusion can be drawn using visualization tools such as the Bland-Altman plot [27], as shown in Figure 3. This plot evaluates the consistency between two assessment methods (i.e., their interchangeability) by comparing their scores on the same courses. The X-axis represents the mean score given by the two models, while the Y-axis represents the difference between the two scores. The three horizontal lines indicate the mean difference and the limits of agreement

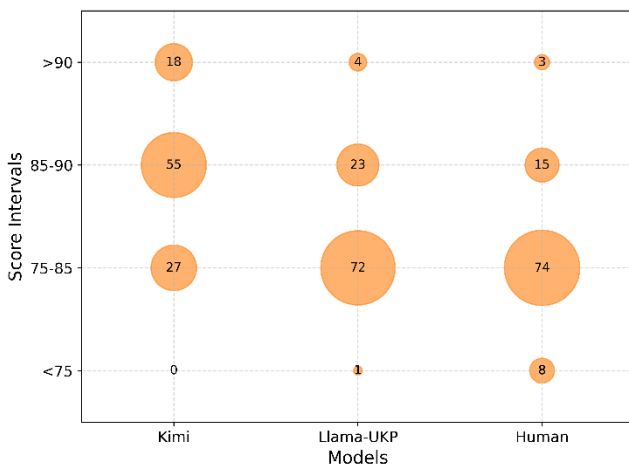
(mean difference  $\pm 1.96$  times the standard deviation), which are used to assess whether most differences fall within a reasonable range. If a significant number of differences lie outside these limits, it suggests that the two methods do not provide interchangeable results and that one may be systematically different from the other.



**Fig. 3.** The Bland-Altman plot for Llama-UKP and the human expert, showing good consistency between them.

In Figure 3, the mean difference between Llama-UKP and the human expert scores is close to 0, and the corresponding 95% confidence interval includes the X-axis, indicating that there was no systematic bias between Llama-UKP and the human expert. Consequently, this indicates that, in practice, Llama-UKP and human experts can be used interchangeably.

Finally, Figure 4 shows a bubble plot for visualizing the scoring distributions of the three evaluation methods across different ranges. The size of each bubble is proportional to the number of courses within the corresponding interval. Similarly, it is evident that Llama-UKP aligns more closely with human evaluations compared to Kimi.



**Fig. 4.** A bubble plot for comparing the scoring distributions of two AI models and the human expert.

### C. Interpretability of Llama-UKP

Interpretability in AI refers to the ability to understand and explain how a model makes its decisions or predictions. It involves making the model's reasoning process transparent, thereby fostering trust and comprehension among end-users and stakeholders regarding the system's outcomes [28]. In the context of course evaluation models, interpretability is essential because it enables educators and decision-makers to understand the factors influencing the model's assessment. This insight not only enhances the credibility and fairness of the evaluations but also facilitates targeted improvements in teaching methods and curriculum design by highlighting areas where the model identifies opportunities or challenges. For instance, there were 15 secondary indicators used in this case study. Therefore, understanding each indicator is particularly important for the model's interpretability.

To further illustrate the validity of Llama-UKP, this study correlated its evaluation scores with the feedbacks that it generated in an indicator-by-indicator manner. Two examples are presented in Table VIII and Table IX, corresponding to the course objectives indicator and the practical teaching indicator, respectively. For each indicator, two courses were selected for comparison with their scores and feedbacks received from the evaluation model. For instance, in Table VIII (second row), Llama-UKP identified an absence of a clear connection between course objectives and career development. Similarly, in Table IX (second row), Llama-UKP suggested that the course documents lacked sufficient evidence to adequately demonstrate how the projects can promote students' overall development. Consequently, both courses received relatively low scores on the corresponding indicators.

TABLE VIII  
SCORES AND FEEDBACK: COURSE OBJECTIVES

| Scores | Feedbacks   |
|--------|---|
| 4.7/5  | The course objectives closely align with the goals of the statistics major, focusing on strengthening students' mathematical foundations, experimental skills, and the knowledge of regression analysis. Through diverse instructional activities, the course emphasizes independent thinking and innovation, aiming to enhance students' data analysis skills and understanding of statistical advancements, while promoting holistic student development. |
| 3.8/5  | The course objectives are closely aligned with the training goals of the computer science major, emphasizing the systematic development of programming skills. It is recommended to <b>clarify</b> the connection between the objectives and career development, as well as to <b>strengthen</b> the focus on higher-order thinking and innovation skills. This would make the course objectives more specific and enhance teaching effectiveness.          |

TABLE IX  
SCORES AND FEEDBACK: PRACTICAL TEACHING

| Scores | Feedbacks   |
|--------|---|
| 7.2/8  | The course includes essential manuals and tutorials, facilitating the delivery of practical teaching. It encompasses theoretical knowledge while also focusing on the development of experimental skills, which aligns with the nature of microbiology. Although the environmental conditions for practical teaching are adequate, there is a <b>lack</b> of emphasis on highlighting the outcomes of practical teaching. |
| 6.0/8  | The practical teaching environment of the course is reasonable, equipped with essential equipment and laboratories. However, the course document <b>lacks</b> detailed descriptions of the completeness, design philosophy, and inquiry-based aspects of the projects, which <b>fails</b> to address how these elements promote students' overall development.  |

By aligning these two types of evaluation outputs, it is possible to closely observe how the model's numerical scores are rooted in specific aspects of course properties highlighted in the feedback. This approach not only showcases the transparency of the scoring process but also allows educators to see concrete examples where qualitative comments substantiate and align with quantitative assessments. Such correlations enhance trust in the model's decisions and provide actionable insights for course improvement.

## V. CONCLUSIONS AND FUTURE WORK

AI-related technologies have seen numerous applications in higher education, but their use in course evaluation is still relatively rare. This presents a unique opportunity to investigate how AI can enhance and streamline the assessment process in academic settings. This paper conducted a pioneering exploration of course evaluation based on large language models, aiming to provide new insights and reliable support for higher education management in the era of generative AI. The research investigated three mainstream LLMs: GPT-4o, Kimi, and Llama, focusing on both the micro-level evaluation of class discussions and the macro-level evaluation of course design and curriculum development. The effectiveness of LLMs was validated through real classroom teaching cases and comprehensive course materials. The experimental results indicate that LLMs can efficiently process vast amounts of text data, enabling automated and comprehensive analyses of courses, thereby reducing the burden of manual evaluations and minimizing potential biases. Moreover, the scoring of the fine-tuned Llama-UKP was more plausible than that of Kimi, achieving good consistency with the human expert evaluations.

However, the vast number of parameters in LLMs makes their internal decision-making processes difficult to trace, and their interpretability remains a significant challenge. Although

their internal black-box mechanism is unlikely to be fully resolved in the short term, in practice, LLMs can provide targeted comments and actionable suggestions for each evaluation indicator based on specific course materials. This type of information can enhance the interpretability and credibility of LLMs and directly guide teachers in improving their teaching practices.

It is important to note that LLMs still face challenges in understanding complex or ambiguous concepts. Additionally, their accuracy and stability in handling long texts require further improvement. There is also room for enhancement in the discriminability of scores and the customization of feedbacks, which are crucial for increasing the level of acceptance and recognition of evaluation results. Meanwhile, some courses may correspond to technical fields that lack sufficient public data for training LLMs, potentially resulting in deficiencies in the model's capabilities. To address these issues, it is suggested that historic evaluation results from human experts can be fully exploited to build high-quality knowledge databases, thereby driving the intelligent evaluation model with both knowledge and data [29].

Moreover, it is crucial to acknowledge that the findings of this study, while applicable to course evaluations in Chinese universities, may not directly translate to higher education institutions in other countries. The logical organization of courses, cultural contexts, teaching methodologies, and evaluation criteria can vary significantly across these educational systems [30, 31]. For instance, some universities often emphasize critical thinking, student-centered learning, and diverse assessment methods, which may influence how courses are structured and evaluated. Additionally, cultural factors can shape students' expectations and interactions within the classroom, impacting both teaching practices and assessment standards. Future research should consider these differences to enhance the relevance and effectiveness of LLMs and to adapt LLM-based evaluation models accordingly, ensuring they are tailored to the specific needs and contexts of diverse educational environments.

In the future, AI will be ubiquitous in education, fostering collaborative innovation with humanity. The capabilities of LLMs in numerical computation, logical reasoning, and contextual analysis are consistently developing [32, 33] and may even gradually develop a certain capacity for emotional interaction. They will also be able to analyze multimodal data (such as videos, audio, and images) [34], thus expanding AI course evaluation models to encompass subjects like music, art, as well as experimental and practical disciplines that contain substantial non-textual information. Furthermore, on the premise of having a clear understanding of the prospects and challenges of generative AI for human learning [35], LLMs can not only evaluate existing courses but also be incorporated into the entire teaching process. Through in-depth collaboration with teachers and education experts, LLMs are anticipated to play a significant role in the planning, design, optimization, and implementation of a diverse range of courses, promoting profound transformations and sustainable developments in teaching theory and practice.



## ACKNOWLEDGMENT

The authors would like to thank the university for providing the essential course materials and evaluation indicators. Their appreciation extends to the staff members who played a pivotal role in model tuning and assisted in collecting and organizing the data, as well as the dedicated course expert for his invaluable insights and evaluations.

## REFERENCES

- [1] K. Edström, "Doing course evaluation as if learning matters most," *Higher Education Research & Development*, vol. 27, pp. 95-106, 2008.
- [2] J. Moss and G. Hendry, "Use of electronic surveys in course evaluation," *British Journal of Educational Technology*, vol. 33, pp. 583-592, 2002.
- [3] D. Kember and D. Leung, "Establishing the validity and reliability of course evaluation questionnaires," *Assessment & Evaluation in Higher Education*, vol. 33, no. 4, pp. 341-353, 2008.
- [4] C. Lee, C. Sugimoto, G. Zhang, and B. Cronin, "Bias in peer review," *Journal of the American Society for Information Science and Technology*, vol. 64, no. 1, pp. 2-17, 2012.
- [5] Ministry of Education, China. (2021-01-21). *Implementation Plan for Undergraduate Education Evaluation in General Higher Education (2021-2025)*. [Online]. Available: [https://www.moe.gov.cn/srcsite/A11/s7057/202102/t20210205\\_512709.html](https://www.moe.gov.cn/srcsite/A11/s7057/202102/t20210205_512709.html)
- [6] A. Vaswani, N. Shazeer, N. Parmar, et al., "Attention is all you need", in *Proc. 31<sup>st</sup> International Conference on Neural Information Processing Systems*, Long Beach, USA, 2017.
- [7] OpenAI. (2019-02-14). *Better language models and their implications*. [Online]. Available: <https://openai.com/index/better-language-models>
- [8] A. Extance, "ChatGPT has entered the classroom: how LLMs could transform education," *Nature*, vol. 623, pp. 474-477, 2023.
- [9] C. LO, "What is the impact of ChatGPT on education? A rapid review of the literature," *Education Sciences*, vol. 13, no. 4, 2023, Art. no. 410.
- [10] P. Ray, "ChatGPT: A comprehensive review on background, applications, key challenges, bias, ethics, limitations and future scope," *Internet of Things and Cyber-Physical Systems*, vol. 3, pp. 121-154, 2023.
- [11] S. Farquhar, J. Kossen, L. Kuhn, and Y. Gal, "Detecting hallucinations in large language models using semantic entropy," *Nature*, vol. 630, pp. 625-630, 2024.
- [12] S. Lehr, A. Caliskan, S. Liyanage, and M. Banaji, "ChatGPT as research scientist: probing GPT's capabilities as a research librarian, research ethicist, data generator, and data predictor," *Proceedings of the National Academy of Sciences*, vol. 121, no. 35, 2024, Art. no. e2404328121.
- [13] M. Reyes, M. Brackett, S. Rivers, et al., "Classroom emotional climate, student engagement, and academic achievement," *Journal of Educational Psychology*, vol.104, no. 3, pp. 700-712, 2012.
- [14] I. Awidi, and M. Paynter, "The impact of a flipped classroom approach on student learning experience," *Computers & Education*, vol.128, pp. 269-283, 2019.
- [15] M. Smith, W. Wood, W. Adams, et al., "Why peer discussion improves student performance on in-class concept questions," *Science*, vol. 323, no. 5910, pp. 122-124, 2009.
- [16] M. Debuse, D. Clayton, B. Butler, and S. Warnick, "A toolbox for understanding the dynamics of small group discussions," *International Journal of Artificial Intelligence in Education*, vol. 34, pp. 586-615, 2023.
- [17] K. Hamann, P. Pollock, and B. Wilson, "Assessing student perceptions of the benefits of discussions in small-group, large-class, and online learning contexts," *College Teaching*, vol. 60, no. 2, pp. 65-75, 2012.
- [18] OpenAI. (2024-05-13). *Hello GPT-4o*. [Online]. Available: <https://openai.com/index/hello-gpt-4o>
- [19] B. Bloom, *Taxonomy of Educational Objectives: The Classification of Educational Goals*. Boston, USA: Allyn and Bacon, 1956.
- [20] M. Armstrong and D. Boud, "Assessing participation in discussion: An exploration of the issues," *Studies in Higher Education*, vol. 8, no. 1, pp. 33-44, 1983.
- [21] Ministry of Education, China. (2019-10-30). *Implementation Guidelines on the Development of National-Level First-Class Undergraduate Courses*. [Online]. Available: [http://www.moe.gov.cn/srcsite/A08/s7056/201910/t20191031\\_406269.html](http://www.moe.gov.cn/srcsite/A08/s7056/201910/t20191031_406269.html)
- [22] Ministry of Education, China. (2023-11-27). *Notice on the Third Round Application of National-Level First-Class Undergraduate Courses*. [Online]. Available: [http://www.moe.gov.cn/srcsite/A08/s7056/202312/t20231214\\_1094582.html](http://www.moe.gov.cn/srcsite/A08/s7056/202312/t20231214_1094582.html)
- [23] Moonshot AI. *Kimi*. [Online]. Available: <https://kimi.moonshot.cn>
- [24] Meta AI. *Llama*. [Online]. Available: <https://www.llama.com>
- [25] S. Ekin. (2023-05-04). *Prompt Engineering for ChatGPT: A Quick Guide to Techniques, Tips, and Best Practices*. [Online]. Available: <https://www.techrxiv.org/doi/full/10.36227/techrxiv.22683919.v2>
- [26] J. Hintze and R. Nelson, "Violin plots: A box plot-density trace synergism," *The American Statistician*, vol. 52, no. 2, pp. 181-184, 1998.
- [27] D. Altman and J. Bland, "Measurement in medicine: the analysis of method comparison studies," *The Statistician*, vol. 32, pp. 307-317, 1983.
- [28] C. Singh, J. Inala, M. Galley, et al. (2024-01-30). *Rethinking Interpretability in the Era of Large Language Models*. [Online]. Available: <https://arxiv.org/abs/2402.01761>
- [29] P. Lewis, E. Perez, A. Piktus, et al., "Retrieval-augmented generation for knowledge-intensive NLP tasks," in *Proc. 34<sup>th</sup> International Conference on Neural Information Processing Systems*, Vancouver, Canada, 2020.
- [30] G. Hofstede, "Cultural differences in teaching and learning," *International Journal of Intercultural Relations*, vol. 10, no. 3, pp. 301-320, 1986.
- [31] L. Darling-Hammond, "Defining teaching quality around the world," *European Journal of Teacher Education*, vol. 44, pp. 295-308, 2021.
- [32] N. Jones, "In 'awe': Scientists Impressed by Latest ChatGPT Model o1," *Nature*, vol. 634, pp. 275-276, 2024.
- [33] T. Zhong, Z. Liu, Y. Pan, et al. (2024-09-27). *Evaluation of OpenAI o1: Opportunities and Challenges of AGI*. [Online]. Available: <https://arxiv.org/abs/2409.18486>
- [34] Z. Durante, Q. Huang, N. Wake, et al. (2024-01-25). *Agent AI: Surveying the Horizons of Multimodal Interaction*. [Online]. Available: <https://arxiv.org/abs/2401.03568>
- [35] L. Yan, S. Greiff, Z. Teuber, and D. Gašević, "Promises and challenges of generative artificial intelligence for human learning," *Nature Human Behaviour*, vol. 8, pp. 1839-1850, 2024.