

Does it matter? A more careful treatment of density fluctuations in 21-cm simulations

Jordan Flitter,^{1,*} Sarah Libanore,¹ and Ely D. Kovetz¹

¹*Physics Department, Ben-Gurion University of the Negev, Beer-Sheva 84105, Israel*

The cosmological 21-cm signal is sourced from hyperfine transitions in neutral hydrogen atoms. Yet, although hydrogen atoms belong to the sub-class of baryonic matter, it is customary to simplify their treatment and analyze the 21-cm signal as if all the matter in the Universe was in the form of collisionless cold dark matter (CDM). This is usually done by evolving the density field via a scale-independent growth factor (SIGF). In this work, we separate the baryons from CDM and evolve the two species with a proper scale-dependent growth factor (SDGF). By incorporating the SDGF in the `21cmFirstCLASS` code, we demonstrate the effect that baryons and CDM have on the 21-cm signal at the linear dark ages epoch and the subsequent non-linear epochs of cosmic dawn and reionization. Our analysis shows that the baryonic nature of hydrogen cannot be ignored during the dark ages, and that non-linear effects in density-field evolution must be accounted for after stars have formed. Furthermore, we discuss how the 21-cm signal is modified at lower redshifts, where ground-based 21-cm interferometers are mostly sensitive, due to the choice of working with either the “linear” or “non-linear” matter over-density (that is, the over-density as computed from linear perturbation theory, and non-linear perturbation theory, respectively) in the extended Press-Schechter formalism. Our code is publicly available at <https://github.com/jordanfitter/21cmFirstCLASS>.

I. INTRODUCTION

Between recombination and reionization, the Universe was filled with neutral hydrogen atoms. Hyperfine energy de-excitations in these atoms, following interactions with other particles, led to the emission of 21-cm wavelength photons. This is the 21-cm signal in a nutshell [1–8]. This exciting signal has the potential to expand our knowledge on the formation mechanism of the first galaxies [9–19], the thermal history of the intergalactic medium (IGM) [20–28], the epoch of reionization [29–42], physics beyond the standard model [43–63], and possibly shed some light on the nature of dark matter [64–104].

For these reasons, worldwide efforts are being made to measure the 21-cm signal by various collaborations and experiments. Some of these experiments are designed to measure the “global” (sky-averaged) 21-cm signal, like the Experiment to Detect the Global reionization Signature (EDGES) [105], Shaped Antenna measurement of the background RAdio Spectrum (SARAS) [106], Large-Aperture Experiment to Detect the Dark Ages (LEDA) [107], the Radio Experiment for the Analysis of Cosmic Hydrogen (REACH) [108] and Probing Radio Intensity at high-Z from Marion (PRizM) [109]. Other experiments, like the Hydrogen Epoch of Reionization Array (HERA) [110], Low Frequency Array (LOFAR) [111], Murchison Widefield Array (MWA) [112], the Giant Metrewave Radio Telescope (GMRT) [113], the Precision Array for Probing the Epoch of Reionization (PAPER) [114] and Square Kilometre Array (SKA) [115] have been dedicated to measuring the spatial fluctuations in the signal using ground based interferometers. All the aforementioned experiments are limited to detecting the signal at redshifts $z \lesssim 30$ (namely, high frequencies), as

the Earth ionosphere distorts incoming low-frequency radiation that is sourced at very high redshifts. Several interesting proposals are considered nowadays to overcome this obstacle by deploying radio receivers on the far side of the Moon, or in orbit around it or the Earth [116–124].

The growing interest in the 21-cm signal and its analysis motivated the development of a plethora of dedicated codes, designed to estimate the signal and its spatial fluctuations as a function of redshift. After recombination, prior to star formation, the fluctuations in the signal are tiny and linear perturbation theory can be applied in that regime. For example, `CAMB` [125] and `PowerSpectrum21cm` [126] exploit the linearity of the perturbations in this “dark ages” epoch. After cosmic dawn, once galaxies and stars have formed, the fluctuations in the signal are amplified considerably, and the validity of linear perturbation theory breaks. Different techniques have been adapted in the literature to simulate the signal in the non-linear regime of cosmic dawn and reionization. This includes full radiative transfer simulations (`CodA` [127–129], `21SSD` [130], `THESAN` [131]), one-dimensional radiative transfer methods (`BEORN` [132], `Bears` [133], `Grizzly` [134]), hydrodynamic-radiative-transfer frameworks (`Licorice` [135, 136]), and ray-tracing algorithms (`C2-ray` [137, 138], `CRASH` [139]).

Semi-numerical codes, whose runtime is shorter by orders of magnitude, are also found in the literature. Among these, `21cmFAST` [143, 144] is perhaps the most popular one, having also been used to analyse HERA Phase I data [26, 27], but see also `simfast21` [145], `CIFOG` [146] and `21cmSPACE` [147–163], though the latter is not publicly available as of yet. Recently, using output from `21cmFAST`, and assuming linear evolution of the density field, a fully analytic code named `Zeus21` [164, 165] was calibrated at the cosmic dawn era, allowing the code

* E-mail: jordanf@post.bgu.ac.il

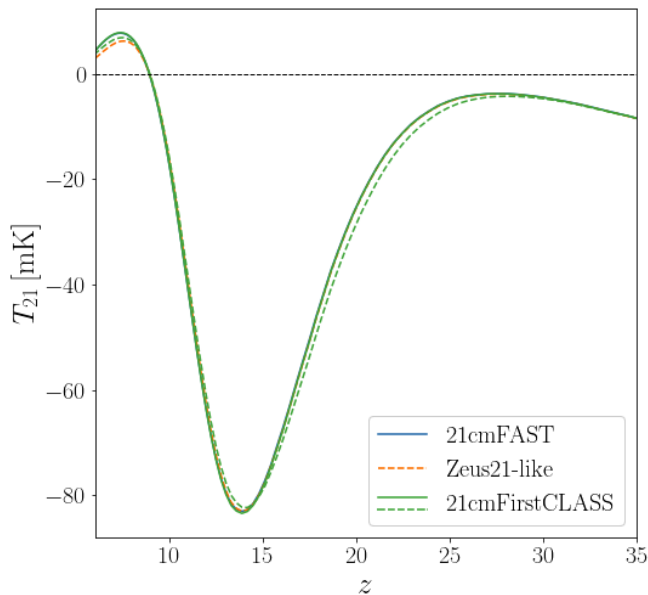


FIG. 1. The global 21-cm signal under different assumptions. Green lines are obtained using `21cmFirstCLASS` and separate the baryons and dark matter evolution; other lines assume $\delta_b \equiv \delta_c$. In the blue curve, we ran `21cmFAST` under the default settings of non-linear evolution; the orange curve instead is obtained setting the density field to evolve linearly, similarly as in `Zeus21` (the two codes well agree in these settings). *Solid (dashed)* lines correspond to codes that adopt the non-linear (linear) matter density field in their calculations. In both green curves of `21cmFirstCLASS`, the baryon density field is evolved non-linearly.

to compute the 21-cm power spectrum in mere seconds.¹ Another analytic code, named `HMreio` [168], also calibrated to `21cmFAST`, focuses on the epoch of reionization. All these codes use a single quantity δ to denote over-density, and thus implicitly assume $\delta_b = \delta_c = \delta_m$, namely that baryons (“*b*”) and cold dark matter (CDM, “*c*”) behave alike (“*m*” stands for all of matter).

In this paper, we relax this assumption and explore the cosmological implications of distinguishing δ_b from δ_c in the context of the 21-cm signal. To do so, we rely on the newly developed tool `21cmFirstCLASS` [142, 169]. This code interfaces `CLASS` [170] and `21cmFAST`, allowing the simulation to begin from recombination with initial conditions that are consistent with the simulated cosmology. We find that at the dark ages the approximation $\delta_b \approx \delta_c$ completely fails, and δ_b must be evolved in a scale-dependent manner in that epoch. We also demonstrate, using scale-dependent Lagrangian perturbation theory (LPT), the need to go beyond linear perturbation theory for the baryon over-density field at low redshifts, after cosmic dawn was set. Finally, we present how the

¹`ARES` [166, 167] is another speedy code, but unlike `Zeus21` and `HMreio`, it only computes the global 21-cm signal.

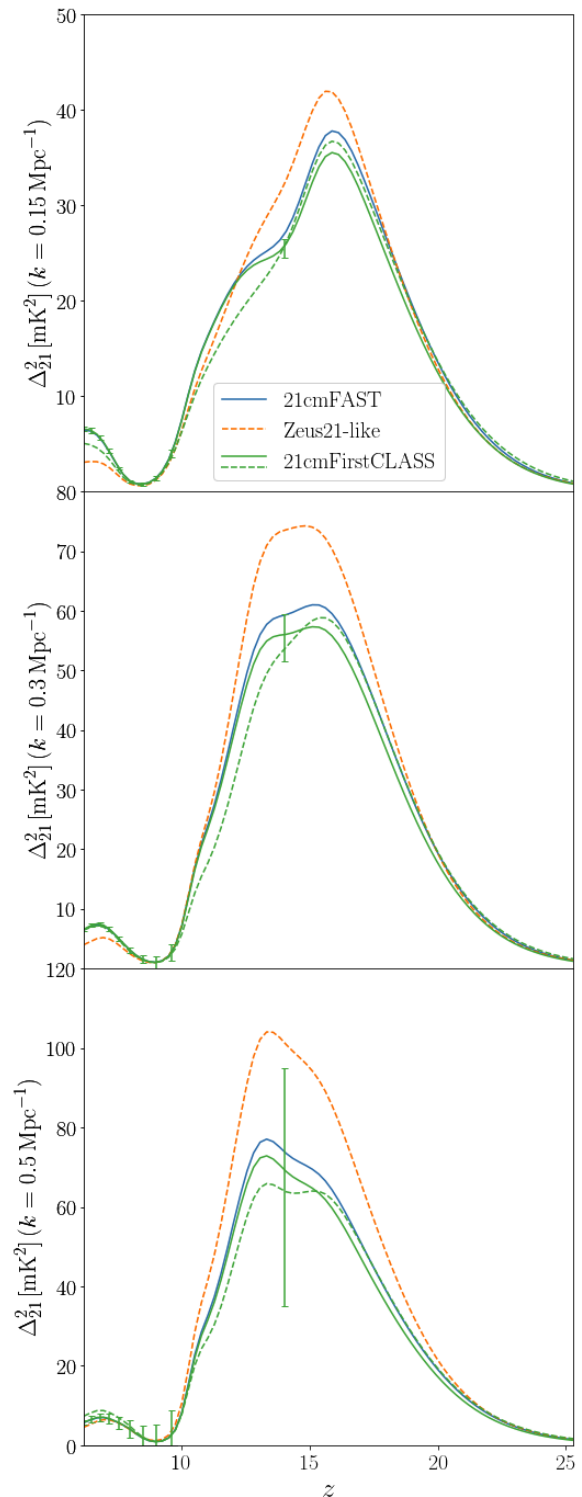


FIG. 2. Comparison of the 21-cm power spectrum on different scales, under the same conditions as in Fig. 1. Here, we show with error bars the expected noise from HERA in its design sensitivity at low redshifts ($z < 10$) assuming the moderate foreground scenario, as evaluated by the `21cmSense` code [140, 141] (we used the same `21cmSense` settings as detailed in Ref. [142]). We also show a separate error bar at $z = 14$, corresponding to a sensitivity estimate for SKA [136].

signal is modified when considering either the “linear” or “non-linear” matter over-density δ_m in the context of the extended Press-Schechter formalism, and we discuss the role of the relative velocity between baryons and dark matter in determining the 21-cm signal. Our main results are shown in Figs. 1-2.

In Fig. 2, the $z \lesssim 10$ error bars indicate the expected noise level from HERA in its design sensitivity under the conservative assumption of a moderate foreground scenario, evaluated with 21cmSense [140, 141], while the $z = 14$ error bar illustrates the sensitivity expected for SKA, estimated by Ref. [136]. This figure demonstrates that the effects discussed in this work should matter in future analyses of 21-cm signal measurements.

This paper is organized as follows. In Sec. II, we examine the impact of using the baryon density in the computation of the 21-cm signal during the dark ages. We then move to analyzing the role of the baryons and CDM during cosmic dawn and reionization in Sec. III. We discuss in Sec. IV our results from the previous section and write our conclusions in Sec. V. In addition, this paper contains several appendices. In Appendix A, we study the sensitivity of the 21-cm signal to the precise evolution of CDM and the total matter density fields. In Appendix B, we study the Boltzmann equation for the spin temperature. In Appendix C, we verify the output of 21cmFirstCLASS, by comparing the temperature fluctuations at the dark ages with the analytical prediction from linear perturbation theory. Finally, we derive the equations for second-order scale-dependent LPT in Appendix D.

Throughout this work, we adopt cosmological parameters from Planck18 best-fit values [171], without including data from baryon acoustic oscillations (BAO), namely a Hubble constant of $h = 0.6736$, a total matter and baryon density parameters of $\Omega_m = 0.3153$ and $\Omega_b = 0.0493$, a primordial curvature power spectrum with amplitude $A_s = 2.1 \times 10^{-9}$ and spectral index $n_s = 0.9649$, and an optical depth to reionization² of $\tau_{\text{reio}} = 0.0544$. We also conservatively assume two massless neutrinos with a third massive neutrino of mass 0.06 eV. For the astrophysical parameters, we work with the fiducial values of EOS2021 (see Table 1 in Ref. [144]), but we assume $L_X/\text{SFR} = 10^{40} \text{ erg} \cdot \text{yr} \cdot \text{sec}^{-1} \cdot M_\odot^{-1}$ for both popII and popIII stars. All of our 21cmFirstCLASS simulations are realized with a box of size 400 Mpc and a simulation cell of 2 Mpc. All the formulae in this paper are expressed in the CGS unit system. To reduce clutter, we often do not write explicitly the independent arguments of the quantities in our equations (e.g. position, redshift, wavenumber, etc) and they should be inferred from the context.

²While 21cmFirstCLASS is capable of computing τ_{reio} from the simulation in a self-consistent manner (see Refs. [55, 172]), the exact value of τ_{reio} is not crucial for this work as it affects only the CMB power spectrum.

II. DARK AGES

A. Matter density fields at the dark ages

According to the standard cosmological model, two kinds of matter controlled the evolution of the Universe at early times, before the first atoms were formed. The first kind are baryons, which include hydrogen and helium nuclei and electrons and protons that interact strongly with photons due to their electric charge. The second kind is collisionless CDM. While the baryons were subject to radiation pressure on small scales, CDM was able to freely cluster under the influence of self-gravitational forces. As the Universe expanded, it eventually reached a low enough temperature such that atoms could have survived immediate ionization for the first time. This promptly led to a dramatic increase in the photon mean free path, thus releasing the freely propagating cosmic microwave background (CMB) radiation. This key moment in the history of the Universe, dated at redshift $z \approx 1100$, is known as “recombination”.

During the dark ages, the fluctuations in the matter density field were still much smaller than unity and linear perturbation theory can be applied in that epoch. After recombination took place, on sub-horizon scales larger than the Jeans scale, the linearized continuity and Euler equations for the baryon and CDM fluids are identical [173, 174],

$$\dot{\delta}_b + a^{-1} \nabla \cdot \mathbf{v}_b = 0 \quad (1)$$

$$\dot{\mathbf{v}}_b + H \mathbf{v}_b + a^{-1} \nabla \Phi = 0 \quad (2)$$

$$\dot{\delta}_c + a^{-1} \nabla \cdot \mathbf{v}_c = 0 \quad (3)$$

$$\dot{\mathbf{v}}_c + H \mathbf{v}_c + a^{-1} \nabla \Phi = 0, \quad (4)$$

where δ_b (δ_c) is the baryon (CDM) energy over-density, \mathbf{v}_b (\mathbf{v}_c) is the proper baryon (CDM) peculiar velocity, a is the scale factor, and $H \equiv \dot{a}/a$ is the Hubble parameter. Overdots denote derivatives with respect to the cosmological time t . Eqs. (1)-(4) are accompanied with the Poisson equation for the gravitational potential Φ ,

$$\nabla^2 \Phi = 4\pi G \bar{\rho}_m a^2 \delta_m, \quad (5)$$

where G is Newton’s gravitational constant, $\bar{\rho}_m$ is the mean matter energy density and δ_m the matter energy over-density,

$$\delta_m = \Omega_m^{-1} (\Omega_c \delta_c + \Omega_b \delta_b). \quad (6)$$

We can combine Eqs. (1)-(6) into two coupled second-order differential equations of the same form ($i = b, c$ for baryons and CDM),

$$\ddot{\delta}_i + 2H \dot{\delta}_i - 4\pi G \bar{\rho}_m \sum_j \frac{\Omega_j}{\Omega_m} \delta_j = 0. \quad (7)$$

Even though the equations of motion for δ_b and δ_c are the same (at the relevant scales), their solutions are different

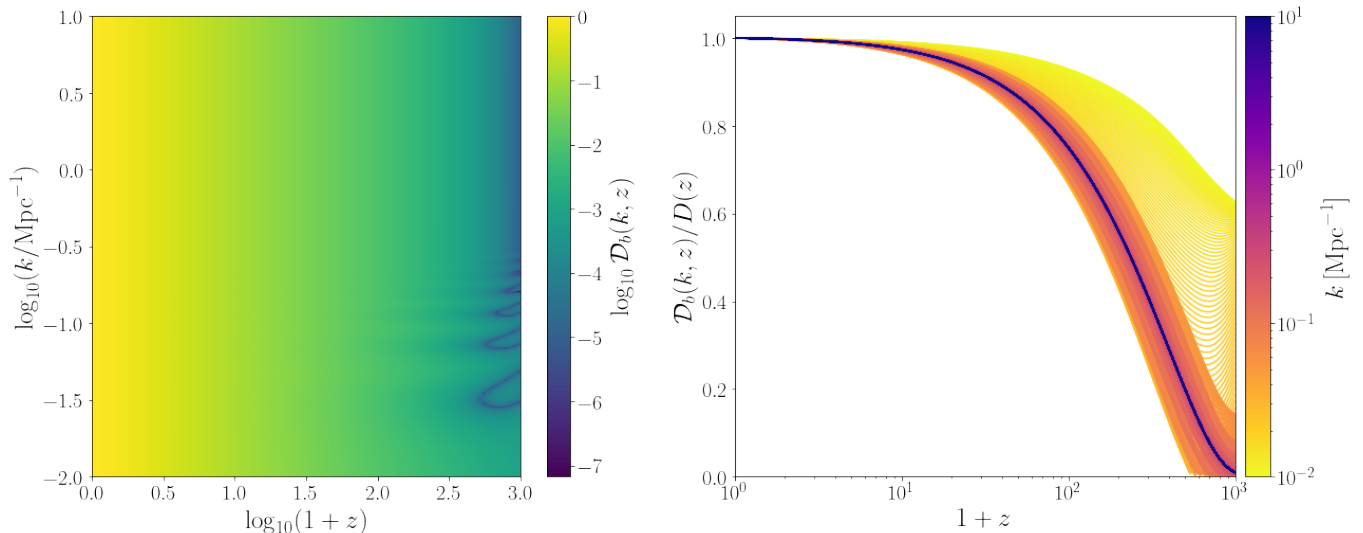


FIG. 3. Left panel: the scale-dependent growth factor for baryons; note the fluctuations at very high z , where the baryon fluid oscillates being still partially coupled to photons. Right panel: comparison with the scale-independent growth factor.

because of the initial conditions at the time of recombination; prior that moment, CDM has already clustered on all scales, while the energy density of the baryons was oscillating due to the strong coupling with CMB photons. Thus, $\delta_b \leq \delta_c$ on all scales.

If $\delta_b = \delta_c = \delta_m$, then Eq. (7) becomes a single second order differential equation for δ_m . Since this differential equation is the same on all scales, variable separation can be performed, $\delta_m(\mathbf{x}, z) = \delta_0(\mathbf{x})D(z)$, where $\delta_0(\mathbf{x})$ is a function of only the comoving coordinate \mathbf{x} in real space, and $D(z)$ is the scale-independent growth factor (SIGF), a function of redshift only that obeys the same differential equation for δ_m ,

$$\ddot{D} + 2H\dot{D} - 4\pi G\bar{\rho}_m D = 0, \quad (8)$$

with the boundary conditions $D(z=0) = 1$ and $D(z \rightarrow \infty) = 0$. Because $\delta_c \geq \delta_b$ and $\Omega_c > \Omega_b$, it is often approximated $\delta_m \approx \delta_c$ and $\delta_c(\mathbf{k}, z) = \delta_0(\mathbf{k})D(z)$ in Fourier space. In this work we use a more precise expression for the baryon and CDM over-densities,³

$$\delta_i(\mathbf{k}, z) = \delta_0(\mathbf{k})\mathcal{D}_i(k, z) \quad i = b, c. \quad (9)$$

where $\mathcal{D}_i(k, z)$ is the scale-dependent growth factor (SDGF) for species i . By construction, it is defined as

$$\mathcal{D}_i(k, z) \equiv \frac{\mathcal{T}_i(k, z)}{\mathcal{T}_i(k, z=0)} \quad i = b, c. \quad (10)$$

where $\mathcal{T}_i(k, z) = \delta_i(k, z)/\mathcal{R}(k)$ is the matter density transfer function of species i and \mathcal{R} is the primordial curvature perturbation.

³Here we assume that $\delta_b \approx \delta_c = \delta_0$ at $z = 0$, which is very well justified as at this redshift the baryons have already clustered to the gravitational potential wells sourced by CDM.

The CDM SDGF is nearly scale-invariant and can be very well approximated by $\mathcal{D}_c(k, z) \approx D(z)$, apart for BAO features that appear at $z \lesssim 1$ (while adopting the SIGF for the CDM density field causes “fake BAOs” at high redshifts, see more details in Appendix A). In contrast, the baryon SDGF $\mathcal{D}_b(k, z)$ is much smaller than $D(z)$ at high redshifts, while at low redshifts they are nearly the same due to the increasing coupling due to gravitation between the baryon and CDM fluids. This is demonstrated in Fig. 3, where BAO features are clearly manifest. Since $\mathcal{D}_b(k, z) \ll \mathcal{D}_c(k, z)$ at the dark ages, we have $\delta_b(\mathbf{x}, z) \ll \delta_c(\mathbf{x}, z)$ from Eq. (9), as illustrated in Fig 4. This has some important implications on the 21-cm signal at that epoch.

B. Brightness temperature at the dark ages

The quantity of most interest in the study of the 21-cm signal is the brightness temperature relative to the CMB, defined as

$$T_{21} = \frac{T_s - T_\gamma}{1+z} (1 - e^{-\tau_{21}}). \quad (11)$$

Here, T_γ is the characteristic temperature of the radio background, which we conservatively assume to follow the CMB temperature, $T_\gamma \propto (1+z)$. We consider this background to be homogeneous in space on the scales of interest for 21-cm tomography, $T_\gamma = \bar{T}_\gamma$ (see however studies that included background sources other than the CMB [155, 156, 161, 175]). The 21-cm optical depth τ_{21} is given by

$$\tau_{21} = \frac{3\hbar A_{10} c \lambda_{21}^2 n_{\text{HI}}}{16 H k_B T_s} \left(1 + \frac{1}{aH} \frac{d(\hat{\mathbf{n}} \cdot \mathbf{v}_b)}{d(\hat{\mathbf{n}} \cdot \mathbf{x})} \right)^{-1}, \quad (12)$$

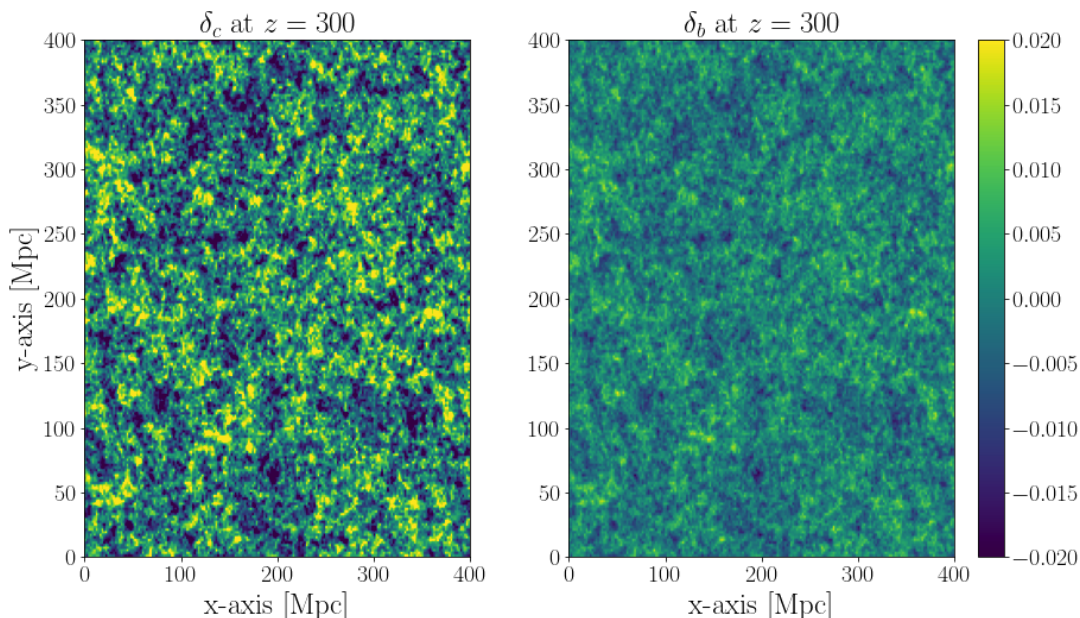


FIG. 4. Left (right) panel: realization of the CDM (baryon) over-density field at $z = 300$.

where \hbar is the reduced Planck constant, $A_{10} \approx 2.85 \times 10^{-15} \text{ sec}^{-1}$ is the Einstein coefficient for spontaneous transition from the excited hyperfine level in hydrogen to the ground level, c is the speed of light, $\lambda_{21} \approx 21 \text{ cm}$ is the photon wavelength that is associated with hyperfine transitions, k_B is Boltzmann constant, n_{HI} is the number density of neutral hydrogen atoms, and $\hat{\mathbf{n}}$ is a unit vector along the line-of-sight.

The quantity T_s that appears in Eqs. (11)-(12) is the spin temperature. This quantity is defined as $n_1/n_0 \equiv 3 \exp(-T_*/T_s)$, where n_1 (n_0) denotes the number density of hydrogen atoms in the hyperfine triplet (singlet) state and $T_* \equiv \hbar c / (k_B \lambda_{21}) \approx 68.2 \text{ mK}$. In theory, the solution for T_s has to be obtained by solving the Boltzmann equation for n_1 and n_0 . Yet, we show in Appendix B that the solution for this equation is very well approximated by the well known expression for T_s in equilibrium, even in the dark ages where $H \gg A_{10}$. This equilibrium expression reads

$$T_s^{-1} = \frac{x_{\text{CMB}} T_\gamma^{-1} + x_{\text{coll}} T_k^{-1} + \tilde{x}_\alpha T_\alpha^{-1}}{x_{\text{CMB}} + x_{\text{coll}} + \tilde{x}_\alpha}, \quad (13)$$

where T_k is the gas/baryon kinetic temperature, $T_\alpha \approx T_k$ is the color temperature that is associated with Ly α photons, and $x_{\text{CMB}} \equiv (1 - e^{-\tau_{21}}) / \tau_{21} \approx 1$ [176], x_{coll} [5] and \tilde{x}_α [177] are the radiation, collisional and Ly α coupling coefficients. The latter is proportional to the Ly α flux originating from stars, and thereby is irrelevant during the time of the dark ages.

In order to compute T_s one has to solve the following differential equation for T_k that arises from the first law

of thermodynamics,

$$\begin{aligned} \frac{dT_k}{dt} = & -2HT_k + \frac{2}{3} \frac{T_k}{1 + \delta_b} \frac{d\delta_b}{dt} - \frac{T_k}{1 + x_e} \frac{dx_e}{dt} \\ & + \left. \frac{dT_k}{dt} \right|_{\text{CMB}} + \left. \frac{dT_k}{dt} \right|_X, \end{aligned} \quad (14)$$

where $x_e \equiv n_e / (n_{\text{H}} + n_{\text{He}})$ is the free-electron fraction, with n_e , n_{H} and n_{He} the free electron, hydrogen nuclei and helium nuclei number densities, respectively. The first line in Eq. (14) represents the change in temperature in the absence of external heating sources; the first term accounts for adiabatic cooling due to the expansion of the Universe, the second term accounts for adiabatic heating due to clustering of matter and the third term accounts for adiabatic cooling/heating as a result of increasing/lowering the total number of baryons in reionization/recombination. The second line in Eq. (14) represents heating by external sources, with the first (second) term accounting for heating by CMB (X-ray) photons. The expression for Compton heating by CMB photons is well-known and can be found in many papers in the literature, including Refs. [178–183]. In contrast, the calculation of X-ray heating, relevant only during the cosmic dawn and reionization epochs, is much more complicated and model dependent, see e.g. Ref. [143].

Another differential equation that has to be solved simultaneously with Eq. (14) is the Boltzmann equation for the free electron fraction x_e . The simpler form of this equation can be found in Refs. [142, 169]. 21cmFirstCLASS involves the state of the art code HYREC [184, 185] that solves with great precision the fully-detailed Boltzmann equation for x_e while accounting for helium recombination and high-order energy excitations.

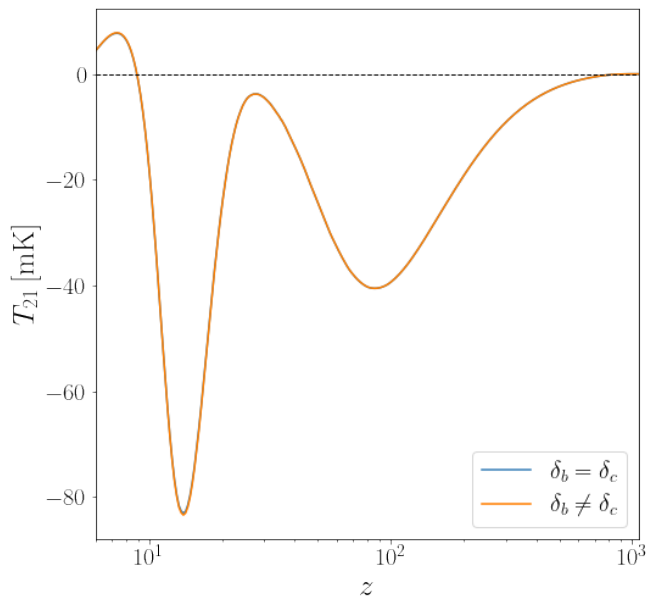


FIG. 5. The 21-cm global signal as a function of redshift, when the baryon over-density field is evolved with the SIGF (blue curve) or the SDGF (orange curve). The curves almost completely overlap each other.

During the dark ages, the only relevant matter species that contributes to the 21-cm signal are the baryons, as they source the emission and absorption of 21-cm radiation by hydrogen atoms, the recombination rate that governs T_k , and the coupling of T_s to T_k via collisional excitations. Thus the fluctuations in the 21-cm signal during the dark ages are entirely proportional to δ_b . Because $\delta_b \ll 1$ during the dark ages, the scale-dependent evolution of the baryon density field barely affects the global 21-cm signal, i.e. the sky-averaged brightness temperature as a function of redshift. This is demonstrated in Fig. 5, where the baryon over-density field is evolved with the SIGF (blue curve), or the SDGF (orange curve).

Although the scale-dependent evolution of δ_b does not affect the global 21-cm signal, it does affect its two-point statistics. Specifically, let us consider the 21-cm power spectrum,

$$\Delta_{21}^2(k, z) = \frac{k^3 \bar{T}_{21}^2(z) P_{21}(k, z)}{2\pi^2}, \quad (15)$$

where \bar{T}_{21} is the global brightness temperature and $P_{21}(k, z)$ is the angle-averaged Fourier transform of the two-point correlation function $\langle \delta_{21}(\mathbf{x}, z) \delta_{21}(\mathbf{x}', z) \rangle$, while δ_{21} is the local contrast in the brightness temperature, $\delta_{21}(\mathbf{x}, z) \equiv T_{21}(\mathbf{x}, z) / \bar{T}_{21}(z) - 1$. In a previous work [169], we have shown that during the dark ages $\Delta_{21}^2(k, z) \propto \mathcal{T}_b^2(k, z) \ll \mathcal{T}_c^2(k, z)$. The analysis in that work was based on the same SDGF formalism we present here, which we have shown to agree well with fully relativistic Boltzmann-Einstein solvers. In Fig. 6, we show $\Delta_{21}^2(k, z)$, as calculated by `21cmFirstCLASS` after the incorporation of the SDGF in the code (we verify the

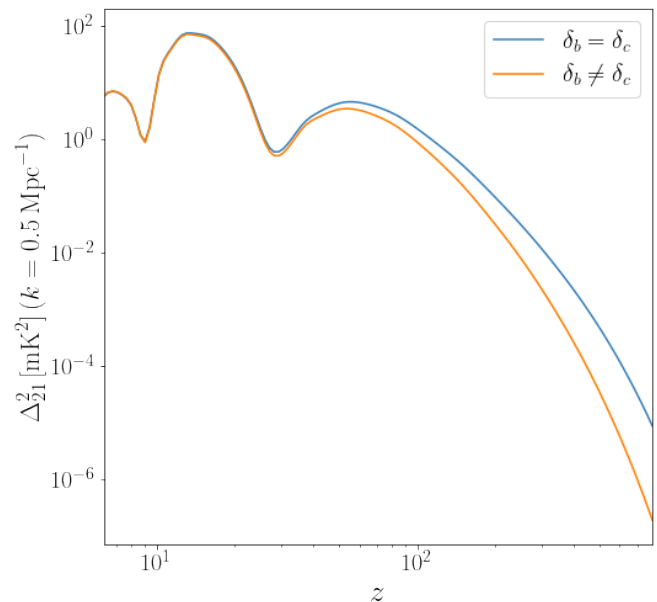


FIG. 6. The 21-cm power spectrum as a function of redshift at $k = 0.5 \text{ Mpc}^{-1}$, when the baryon over-density field is evolved with the SIGF (blue curve) or the SDGF (orange curve). For a zoomed-in version of the figure at cosmic dawn, see Fig. 15 in Appendix D.

correctness of our results in Appendix C). As expected, $\Delta_{21}^2(k, z)$ is suppressed during the dark ages when δ_b is correctly evolved with the SDGF.

III. COSMIC DAWN AND REIONIZATION

A. Baryons

The role of the baryons in shaping the 21-cm signal is enhanced when the dark ages are over. As dark matter halos collapse, the gravitational pull that the baryons experience is increased. If the cooling timescale is shorter than the free-fall timescale, zero-metallicity popIII stars can form via gas accretion, mostly in molecular cooling galaxies (MCGs) [186–191]. Baryonic feedbacks, such as supernovae [192–194], photo-heating [128, 195–197] and Lyman-Werner radiation [148, 188, 198] hamper the star formation rate (SFR). Still, stars continue to form in more massive halos that host atomic cooling galaxies (ACGs) [16, 17, 199]. Those halos typically are assumed to contain mainly popII stars with low metallicity.

The impact that stars have on the 21-cm signal is immense. First, Ly α radiation couples the spin temperature to the gas kinetic temperature via the Wouthuysen-Field (WF) effect [200, 201] (this “turns on” \tilde{x}_α in Eq. (13)). Secondly, X-ray radiation heats up the gas, increasing the value of T_k (see last term in Eq. (14)). And thirdly, UV photons ionize the IGM, thus lowering the value of τ_{21} significantly. Those three effects are controlled by the

fluxes J_α , J_X and J_{UV} . These radiation fluxes depend on non-local values of the emissivity field, which can be related to the star formation rate density (SFRD) field under certain assumptions. The inhomogeneous SFRD field is then closely related with the baryon density field, as galaxies are biased tracers of the inhomogeneous baryon density field.

The local SFRD does not depend only on the local baryon density, but also on local velocities, specifically on the relative velocity between baryons and CDM, $\mathbf{v}_{cb} = \mathbf{v}_c - \mathbf{v}_b$. From Eqs. (2) and (4), we see that $\dot{\mathbf{v}}_{cb} = -H\mathbf{v}_{cb}$, which has the temporal solution $\mathbf{v}_{cb}(\mathbf{x}, z) \propto (1+z)$. As for the spatial solution, adiabatic initial conditions imply Gaussian distributions for each one of the three components of \mathbf{v}_{cb} , and a Maxwell-Boltzmann distribution for $v_{cb} \equiv (\mathbf{v}_{cb} \cdot \mathbf{v}_{cb})^{1/2}$. The variance of this distribution can be determined by defining $\theta_{cb} \equiv a^{-1}\nabla \cdot \mathbf{v}_{cb}$, and then

$$\langle v_{cb}^2(z) \rangle = \int_0^\infty \frac{dk}{k} A_s \left(\frac{k}{k_*} \right)^{n_s-1} \frac{\mathcal{T}_{\theta_{cb}}^2(k, z)}{k^2}, \quad (16)$$

where $\mathcal{T}_{\theta_{cb}}(k, z) = \theta_{cb}(k, z)/\mathcal{R}(k)$ is the transfer function for θ_{cb} . Evaluating this integral at recombination ($z \approx 1100$) reveals that baryons move with a mean relative velocity of ~ 30 km/sec with respect to CDM, corresponding to a Mach number of 5 [202, 203]. This supersonic velocity makes it harder for the baryons to collapse and form popIII stars in small dark matter halos [204–213], thereby lowering the SFRD and delaying cosmic dawn. While the quantitative effect of v_{cb} on the SFRD is model-dependent, the qualitative impact on the 21-cm signal is not. Less stars (with fixed luminosity) imply weaker X-ray and Ly α fluxes, resulting in a delay in the 21-cm signal, as presented in Fig. 7. Another important consequence of the baryon-CDM relative velocity is the velocity acoustic oscillations (VAO) feature in the 21-cm power spectrum, see Refs. [213–216] for more details.

Once galaxies have started to form inside halos, the baryon density field is far from homogeneous as $\delta_b > 1$ in regions of galaxy clusters. Thus, during cosmic dawn and reionization epochs linear perturbation theory is no longer applicable in determining $\delta_b(\mathbf{x}, z)$. Non-linear perturbation theories, such as standard perturbation theory (or effective field theory) [217–224], renormalized perturbation theory [225–227], the renormalization group approach [228], closure theory [229], TimeRG theory [230, 231], or time-sliced perturbation theory [232], must be used in order to find the “non-linear” perturbation in the baryon density field δ_b^{NL} .

In this work, we consider a 2nd-order Lagrangian perturbation theory [233–244] (2LPT), as in 21cmFAST, though we improved its calculations in 21cmFirstCLASS to account for the scale-dependent growth of the baryons. Readers who wish to learn more about the scale-dependent 2LPT can find more details in Appendix D. The importance of evolving the baryon density field non-linearly is evident in Fig. 8; while linear perturbation theory seems to give a rough estimate for the distribution

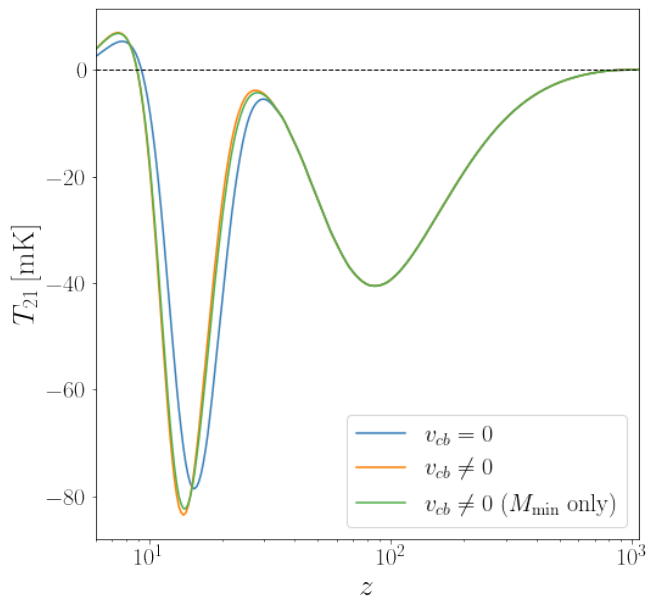


FIG. 7. The effect of the baryon-CDM relative velocity v_{cb} on the 21-cm global signal. In the green curve, the effect of v_{cb} enters only through the modification of the minimum halo mass that can host popIII stars, as implemented in 21cmFirstCLASS. In the orange curve, small-scale suppression effects in $\sigma(M_h, z)$ are also included, as in 21cmFAST, see more details in Sec. IV. The small extra delay between the orange and green curves can be seen more clearly in Fig. 1 (as the difference between the solid and dashed green curves at $z \gtrsim 10$).

of baryonic matter on very large scales, it fails to capture the clustering of baryons at low redshifts and small scales, and it wrongly predicts a more homogeneous density field. When computing the 21-cm power spectrum, the imprecise calculation from linear perturbation theory yields an order unity error at $z \lesssim 8$, as demonstrated in Fig. 9. Importantly, this is the regime where upcoming 21-cm interferometers are mostly sensitive (c.f. Fig. 2).

B. Total matter

During the cosmic dawn and reionization epochs, the 21-cm signal does not depend only on the baryon over-density δ_b , but also on the CDM over-density field δ_c , or more precisely on the total matter over-density δ_m , Eq. (6). This is because the SFRD is given by the following expression [1, 144, 164, 165, 245],

$$\dot{\rho}_*(\mathbf{x}, z) = \int dM_h \frac{dn_h(\mathbf{x}, M_h, z)}{dM_h} \dot{M}_*(\mathbf{x}, M_h, z), \quad (17)$$

where $\dot{M}_*(\mathbf{x}, M_h, z)$ is the local stellar mass production rate in a halo of mass M_h and $dn(\mathbf{x}, M_h, z)/dM_h$ is the conditional halo mass function (HMF); it is conditional in the sense that it depends on the value of the local total matter over-density $\delta_m(\mathbf{x}, z)$. The mean of the condi-

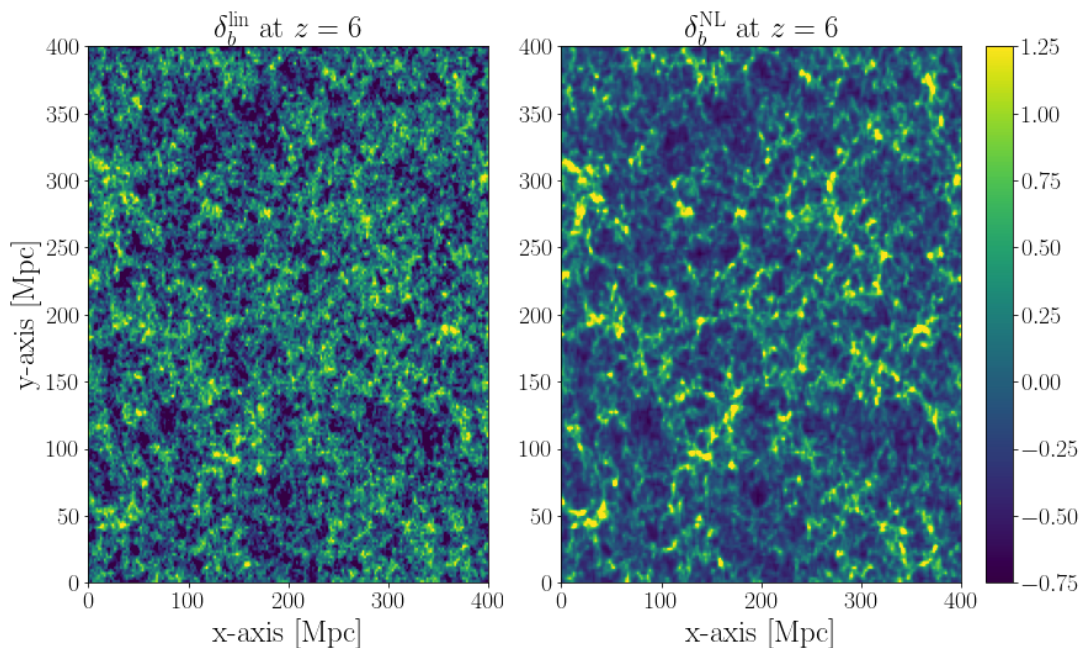


FIG. 8. Left (right) panel: realization of the baryon over-density field at $z = 6$ when evolved linearly (non-linearly).

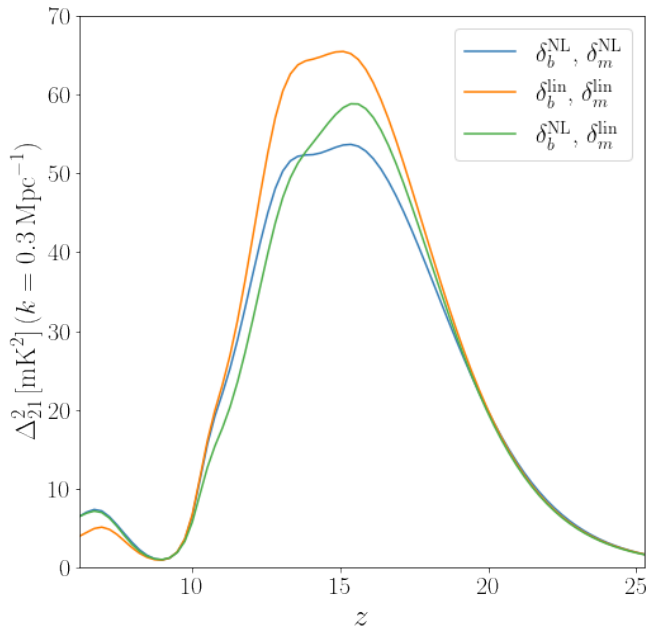


FIG. 9. The 21-cm power spectrum as a function of redshift at $k = 0.3 \text{ Mpc}^{-1}$, when the baryon and the total matter over-density fields are evolved either linearly or non-linearly. The colors of the curves here match the same colors in Figs. 1-2, namely the blue, orange and green curves can be associated with 21cmFAST, Zeus21-like, and 21cmFirstCLASS, respectively. Here though, unlike Figs. 1-2, in all curves we distinguish between baryons and CDM (i.e. in all curves we use the SDGF), and we have the same v_{cb} delaying effect (see differences in Fig. 7).

tional HMF is the “standard” HMF, defined as [246]

$$\frac{d\bar{n}_h(M_h, z)}{dM_h} = \frac{\bar{\rho}_{m,0}}{M_h} \frac{d \ln \sigma^{-1}(M_h, z)}{dM_h} f(\sigma), \quad (18)$$

where $\bar{\rho}_{m,0}$ is the background value of the current (at $z = 0$) total matter density field and $\sigma^2(M_h, z)$ is the variance of the *linear* total matter density field, smoothed with a top-hat filter in real space of comoving radius $R_{M_h} = (3M_h/4\pi\bar{\rho}_{m,0})^{1/3}$,

$$\sigma^2(M_h, z) = \int_0^\infty \frac{dk}{k} A_s \left(\frac{k}{k_*} \right)^{n_s-1} \mathcal{T}_m^2(k, z) W^2(kR_{M_h}), \quad (19)$$

where $\mathcal{T}_m(k, z) \equiv \delta_m^{\text{lin}}(k, z)/\mathcal{R}(k)$ is the linear matter density transfer function and $W(kR) = 3(\sin kR - kR \cos kR)/(kR)^3$. The function $f(\sigma)$ is the HMF fitting function and is calibrated on data from N-body simulations. Perhaps the simplest choice is to rely on the purely Gaussian fitting function from the Press-Schechter (PS) [247] HMF. In this work, we use instead the Sheth-Tormen (ST) HMF [248–250] (but see other popular mass functions in Refs. [251–255]).

In evaluating the integral in Eq. (17), the following quantity is often considered,

$$f_{\text{coll}}(\mathbf{x}, z; M_{\text{min}}) = \frac{1}{\bar{\rho}_{m,0}} \int_{M_{\text{min}}}^\infty dM_h M_h \frac{dn_h(\mathbf{x}, z, M_h)}{dM_h}. \quad (20)$$

This is the *local* collapsed fraction of halos more massive than $M_{\text{min}}(z)$. The collapsed fraction is a very useful quantity since the extended Press-Schechter (EPS) theory predicts its value analytically [256]. According to

EPS, for a PS HMF, in a large-scale region of comoving radius R , centered at \mathbf{x} , with a smoothed over-density $\delta_{m,R}$, the collapsed fraction of halos above M_{\min} at redshift z is

$$f_{\text{coll}}^{\text{EPS}}(\mathbf{x}, z; M_{\min}) = \text{erfc} \left(\frac{\delta_{\text{crit}} - \delta_{m,R}(\mathbf{x}, z)}{\sqrt{2[\sigma^2(M_{\min}, z) - \sigma^2(M_R, z)]}} \right), \quad (21)$$

where $\text{erfc}(\cdot)$ is the complementary error function, $\delta_{\text{crit}} = 1.686$, and

$$\begin{aligned} M_R &= \frac{4\pi}{3} R^3 \bar{\rho}_{m,0} \\ &= 1.66 \times 10^{11} \left(\frac{h^2 \Omega_m}{0.143} \right) \left(\frac{R}{1 \text{ Mpc}} \right)^3 M_{\odot}. \end{aligned} \quad (22)$$

Note that in writing Eq. (21) we have used the redshift-dependent $\sigma(M_h, z)$ as given by Eq. (19), without imposing the SIGF approximation, $\sigma(M_h, z) \propto D(z)$, which is less accurate at high redshifts and low masses (see more details in Appendix A).

IV. DISCUSSION

One delicate nuance regarding the formalism presented above concerns the assumed matter density field that is used in Eq. (21). Press-Schechter theory [248], and the extended Press-Schechter theory [256], are both established on *linear* cosmological perturbation theory. Hence, from a purely theoretical point of view, it would be more consistent to evaluate the smoothed δ_m that appears in Eq. (21), as well as $\sigma(M_h, z)$, from linear theory. This is for example the underlying assumption in **Zeus21**, where the “linear” δ_m^{lin} still results in non-linear fluctuations in the SFRD due to the erfc function in Eq. (21), an effect that can be captured by an exponential fit [164]. In contrast, **21cmFAST** uses the non-linear δ_m^{NL} (from 2LPT calculations) in Eq. (21). The justification for this choice comes from better agreement with radiative transfer simulations at the epoch of reionization [257].⁴ Evidently, because the fluctuations in the brightness temperature are strongly connected to the fluctuations in the SFRD, the choice of working with either δ_m^{lin} or δ_m^{NL} has large implications on the resulting 21-cm power spectrum, as can be seen in Fig. 9. Our readers are hence forewarned.

The second nuance that we wish to highlight is the effect that v_{cb} has on the local SFRD. As previously discussed, the local SFRD is suppressed in regions with

large relative velocity. In **21cmFAST** and **21cmFirstCLASS** this effect is modelled in the code by increasing M_{\min} in MCGs [144],

$$M_{\min}^{\text{MCG}} \propto \left[1 + A_{v_{cb}} \frac{v_{cb}(\mathbf{x}, z_{\text{rec}})}{\langle v_{cb}^2(z_{\text{rec}}) \rangle^{1/2}} \right]^{\beta_{v_{cb}}}, \quad (23)$$

where $A_{v_{cb}}$ and $\beta_{v_{cb}}$ are free parameters, and $\langle v_{cb}^2(z_{\text{rec}}) \rangle$ is the variance of the v_{cb} field at recombination (see Eq. (16)). This modification in M_{\min} results in having VAOs in the 21-cm power spectrum at large scales [213–216]. In addition to the above modification, **21cmFAST** also modifies the current matter power spectrum by introducing a multiplicative correction factor of the form $1 - A_p \exp[-(\ln[k/k_p])^2 / (2\sigma_p^2)]$ [144]. This factor arises from non-linear v_{cb} corrections, and was calibrated at $z = 20$ with $A_p = 0.24$, $k_p = 300 \text{ Mpc}^{-1}$, and $\sigma_p = 0.9$. **21cmFirstCLASS** has the option to remove this factor since it introduces non-linear corrections to δ_m^{lin} and $\sigma(M_h, z)$, while the EPS formalism requires these quantities to be evaluated from linear theory. Because this factor suppresses power at small scales, removing it advances cosmic dawn to slightly higher redshifts, as can be seen in Fig. 1 and 7. A second forewarning due here.

Finally, a third nuance in the calculation arises due to the appearance of the smoothing radius R in the RHS of Eq. (21). According to EPS, this R should correspond to the region in which the local collapsed fraction is evaluated. Hence, we argue that the appropriate R to consider should be associated with the simulation’s cell, $R = (3/4\pi)^{1/3} L_{\text{cell}}$, where L_{cell} is the cell size of the low-resolution grid (for better precision, the realization of the perturbed box should be generated on a high-resolution grid). Note that the cell size cannot be arbitrarily small as we ought to have $M_{\min} < M_R$ for a non-zero local collapsed fraction (see square root in Eq. (21)). However, this condition is satisfied for a typical simulation cell of $R \sim L_{\text{cell}} \sim 1 \text{ Mpc}$; according to Eq. (22) such a smoothing radius corresponds to $M_R \sim 10^{11} M_{\odot}$ and even in ACGs (whose associated M_{\min} is much larger than in MCGs) [2]

$$\begin{aligned} M_{\min}^{\text{ACG}}(z) &\approx \\ &2.6 \times 10^8 M_{\odot} \left(\frac{T_{\text{vir}}}{1.98 \times 10^4 \text{ K}} \frac{10}{1+z} \right)^{3/2} \left(\frac{h^2 \Omega_m}{0.143} \right)^{-1/2}, \end{aligned} \quad (24)$$

where $T_{\text{vir}} \sim 10^4 \text{ K}$ is the typical temperature of a virialized halo of mass M_{\min} . Therefore, a simulation’s cell of size $\sim 1 \text{ Mpc}$ contains enough mass to form stars in ACGs and MCGs.

In contrast to the above, **21cmFAST** makes the following approximation. The radius R in Eq. (21) is associated with the comoving distance between z and z' ($z' > z$ is a dummy integration variable, denoting the redshift of the contributing sources whose radiation arrives to point \mathbf{x} at redshift z), and no filtering process is done on the emis-

⁴We comment that the non-linear density field contains non-Gaussian statistics and therefore non-vanishing bispectrum, leading to a much more complicated f_{coll} , see Eq. (5) in Ref. [258].

sivity field⁵ [143] (see however Ref. [157] that correctly filters the emissivity field to account for the appropriate contributing sources).⁶ Note that although *Zeus21* does not work with a grid for speeding up the calculations, it was calibrated based on the output of *21cmFAST* and thus its output is indirectly affected by this approximation. Since the validity of this approximation was never tested, it is crucial to examine how the results of the simulation depend on it, a task which we leave for future work. In addition, we note that relaxing this approximation in *21cmFirstCLASS* would allow us to consider other window functions to account e.g. for multiple Ly α scattering, which has been argued to have a non-negligible impact on the 21-cm power spectrum [157, 260].

V. CONCLUSIONS

Building a robust theoretical framework for the 21-cm signal is challenging, especially during the cosmic dawn and reionization epochs, due to the involved complicated astrophysics of galaxy evolution and star formation. While former studies of the 21-cm signal have focused on refining the astrophysical models, they largely glossed over a trivial but crucial aspect of the signal: it is sourced from neutral hydrogen atoms in the IGM between recombination and reionization, and these hydrogen atoms are baryons. Therefore, even though baryons are coupled gravitationally to CDM at low redshifts, the relevant density field to consider is not the CDM density field, but rather the baryon density field. Approximating the baryon density field with the CDM density field when tracing the evolution of the neutral hydrogen atoms in the IGM, leads to misestimation of the 21-cm signal.

In this work, we distinguished between baryons and CDM to carefully study the cosmological impact of the baryons on the 21-cm signal. Unlike most studies which have adopted the SIGF approximation, whereby $\delta_b \propto D(z)$ and evolves in a scale-independent manner, we computed the baryon density field more precisely in *21cmFirstCLASS* using the SDGF $\mathcal{D}_b(k, z)$. We have shown in previous work that this method agrees very well with Boltzmann-Einstein solvers at the dark ages when all perturbations can be evolved linearly. Here, we extended this method to the regime when the Universe entered its non-linear phase, including cosmic dawn when galaxies and stars began to form, as well as reionization.

We started our analysis from the dark ages, and demonstrated that the SIGF approximation fails poorly

in that regime. We then moved to the non-linear epochs of cosmic dawn and reionization. While the exact physics in these epochs is still under uncertainty, especially as relates to the efficiency and production rate of stars and galaxies, two facts are certain regarding the cosmological role of the baryons in shaping the 21-cm signal: (1) their relative velocity with respect to CDM delays the signal, and (2) their non-linear clustering cannot be neglected at low redshifts and on small scales. In addition to understanding how the 21-cm signal depends on the baryon over-density δ_b , we also discussed the role of the total matter over-density δ_m in the calculation. This enters through the collapsed fraction, Eq. (21), as part of the EPS formalism. While it is clear that the 21-cm signal at cosmic dawn and reionization should depend on the “non-linear” δ_b (i.e., δ_b as evaluated by non-linear theory), two common approaches are considered in the literature for the total matter density field δ_m . One option is to use the “linear” δ_m^{lin} since the EPS formalism is based on linear perturbation theory. Alternatively, one can choose to work with the non-linear δ_m^{NL} , as it was argued that this choice yields a better agreement with radiative transfer simulations. While *Zeus21* (*21cmFAST*) adopts the former (latter) approach, *21cmFirstCLASS* enables the user to decide which δ_m should be used in Eq. (21). Regardless, as was discussed in the previous section, all codes still make in their calculations some assumptions whose validity should be further examined in the future.

Efforts to measure the cosmological 21-cm signal are being carried out by various experiments. The expected data from these experiments, together with new photometric images from the James Webb Space Telescope [261–268], present an exciting opportunity to probe uncharted regions of our Universe, thereby deepening our understanding of the physical processes that governed its early evolution. Such an ambitious goal cannot be fulfilled without having robust theoretical predictions to be matched with the data. We thus believe that this work may serve to bring us one step closer towards this goal.

ACKNOWLEDGMENTS

It is our pleasure to thank Julian B. Muñoz for reviewing the manuscript and sharing his comments. We would also like to thank Andrei Mesinger and Tal Adi for useful discussions. We also acknowledge the efforts of the *21cmFAST* and *CLASS* authors to produce state-of-the-art public 21-cm and CMB codes. JF is supported by the Zin fellowship awarded by the BGU Kreitmann School. SL is supported by an Azrieli International Postdoctoral Fellowship. EDK acknowledges joint support from the U.S.-Israel Bi-national Science Foundation (BSF, grant No. 2022743) and the U.S. National Science Foundation (NSF, grant No. 2307354), as well as support from the ISF-NSFC joint research program (grant No. 3156/23).

⁵Furthermore, the inhomogeneous $M_{\text{min}}^{\text{MCG}}$ is also filtered and it is evaluated at z rather than at z' . This may cause a $\mathcal{O}(20\%)$ error in the power spectrum and was fixed in *Zeus21* [165].

⁶Another approximation in *21cmFAST* and *Zeus21* is the assumption of deterministic astrophysical relations to determine the emissivity field, but we note that Ref. [259] found that stochasticity is important in determining reionization history and the high redshift UV luminosity function.

Appendix A: Scale-dependent matter evolution

Even though CDM is considered as a collisionless fluid in Λ CDM, the evolution of its density fluctuations is not perfectly scale invariant, due to the gravitational coupling with baryons. Indeed, at low redshifts ($z \lesssim 1$) δ_c and δ_b approach each other, and BAO features from δ_b can be seen in the CDM transfer function $\mathcal{T}_c(k, z)$. This is no longer true at the high redshifts relevant for the 21-cm signal. Thus, the commonly used linear approximation of $\delta_c(\mathbf{k}, z) \approx D(z) \delta_0(\mathbf{k})$ results in fake BAO features in $\delta_c(\mathbf{k}, z)$ at high redshifts ($z \gtrsim 1$). This can be remedied by using the appropriate SDGF for CDM $\delta_c(\mathbf{k}, z) \approx \mathcal{D}_c(k, z) \delta_0(\mathbf{k})$, where $\mathcal{D}_c(k, z)$ is defined in Eq. (10). We compare between $\mathcal{D}_c(k, z)$ and $D(z)$ in Fig. 10. From the left panel, it indeed appears as if $\mathcal{D}_c(k, z)$ is scale-invariant, unlike $\mathcal{D}_b(k, z)$ (c.f. Fig. 3). However, a closer comparison between $\mathcal{D}_c(k, z)$ and $D(z)$ on the right panel shows that the two can differ by more than 2% at high redshifts ($z \gtrsim 25$), especially at small scales ($k \gtrsim 1 \text{ Mpc}^{-1}$). Moreover, the fake BAO that the SIGF approximation yields is clearly seen on the right panel, through the non-monotonous behavior of $\mathcal{D}_c(k, z)/D(z)$ when k is increased.

As we discussed in Sec. III B, the local SFRD can be computed with the EPS formalism, where the local linear matter over-density $\delta_m^{\text{lin}}(\mathbf{x}, z)$ is considered. This quantity can be computed in Fourier space via $\delta_m^{\text{lin}}(\mathbf{k}, z) \approx \mathcal{D}_m(k, z) \delta_0(\mathbf{k})$, where

$$\mathcal{D}_m(k, z) \equiv \frac{\mathcal{T}_m(k, z)}{\mathcal{T}_m(k, z=0)} \approx \frac{\Omega_b}{\Omega_m} \frac{\mathcal{T}_b(k, z)}{\mathcal{T}_b(k, z=0)} + \frac{\Omega_c}{\Omega_m} \frac{\mathcal{T}_c(k, z)}{\mathcal{T}_c(k, z=0)} = \frac{\Omega_b}{\Omega_m} \mathcal{D}_b(k, z) + \frac{\Omega_c}{\Omega_m} \mathcal{D}_c(k, z), \quad (\text{A1})$$

where we used the excellent approximation that \mathcal{T}_b , \mathcal{T}_c and \mathcal{T}_m are all the same at $z = 0$. This definition allows us to write $\sigma^2(M_h, z)$ from Eq. (19) as

$$\sigma^2(M_h, z) = \int_0^\infty \frac{dk}{k} A_s \left(\frac{k}{k_*} \right)^{n_s-1} \mathcal{T}_m^2(k, z=0) \mathcal{D}_m^2(k, z) W_{\text{ball}}^2(k R_{M_h}). \quad (\text{A2})$$

In the SIGF approximation, it is assumed that $\mathcal{D}_m(k, z) \approx D(z)$ and hence $\sigma(M_h, z) \propto D(z)$. Therefore, the fake BAOs induced by the SIGF approximation at high redshifts cause an error of a few percent in $\sigma(M_h, z)$, mainly in low halo masses, and an order unity error in the derived HMF, as we show in the top panels of Fig. 11. In making the comparison for the HMF though, it is important to bare in mind that the ST parameters were fitted to the HMF that is computed with the SIGF approximation. It is thus intriguing to wonder if the output from N-body simulations can be better fitted by relaxing the SIGF approximation.

When the collapsed fraction in ACGs is considered, the lower limit of the integral in Eq. (20) is at $M_h \sim 10^8 M_\odot$, which is coincidentally the regime where the error in the HMF is minimum, while higher halo masses less contribute to the integral. Thus, the error in the collapsed fraction of halos that host ACGs is sub-percent, as shown in the bottom left panel in Fig. 11. When MCGs are considered too, their M_{min} is smaller than the equivalent quantity in ACGs by an order of magnitude, and it is subject to inhomogeneous baryonic feedback such as LW radiation and relative velocity with respect to CDM. We compare in the last panel of Fig. 11 how the SIGF approximation, applied both in

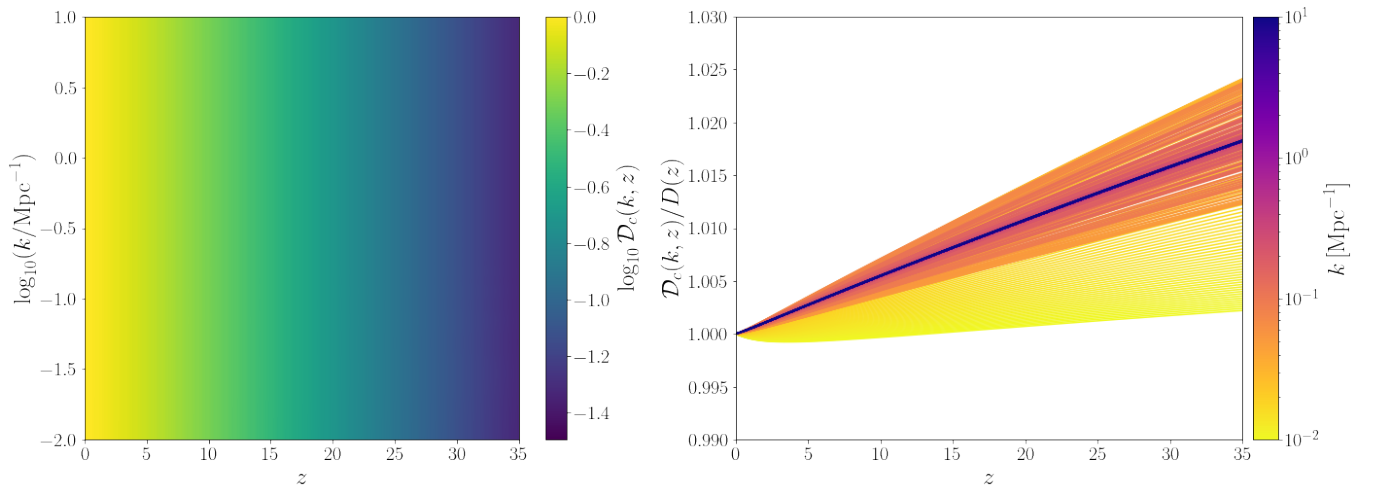


FIG. 10. Left panel: the scale-dependent growth factor for CDM. Right panel: comparison with the scale-independent growth factor. The oscillations with scale on the right panel indicate fake BAOs feature when the SIGF approximation is used.

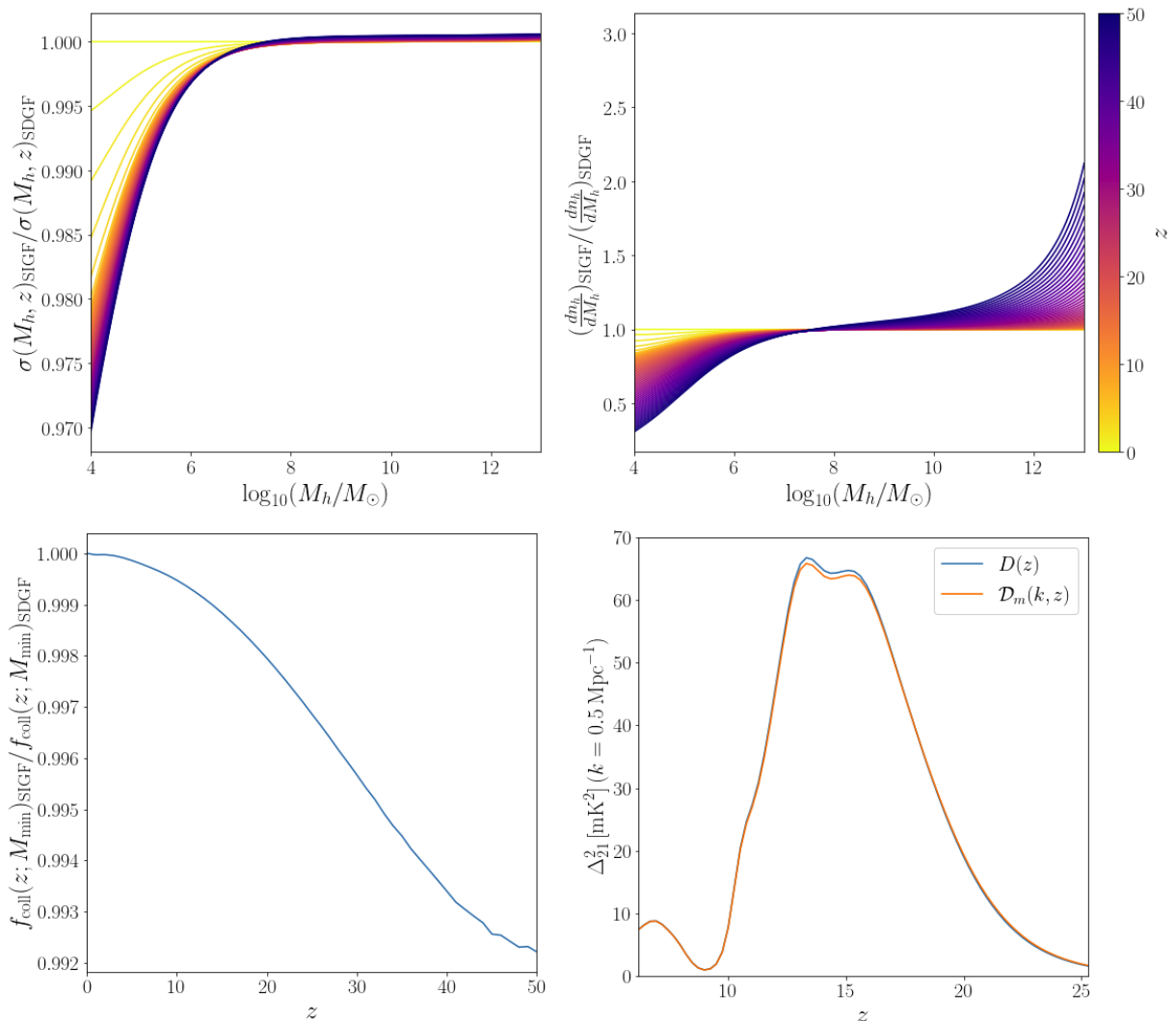


FIG. 11. Top panels: The ratio of $\sigma(M_h, z)$ and the Sheth-Tormen HMF, when they are calculated with the SIGF and the SDGF. Bottom left panel: The ratio of the collapsed fraction of halos that host ACGs (with M_{min} given by Eq. (24)), when calculated with the SIGF and the SDGF. Bottom right panel: The 21-cm power spectrum as a function of redshift at $k = 0.5 \text{ Mpc}^{-1}$, when the matter over-density field is evolved with the SIGF (blue curve) or the SDGF (orange curve).

ACGs and MCGs, affects the 21-cm power spectrum. As it appears, the error introduced by the SIGF approximation in the HMF at high redshifts has almost no effect on the 21-cm power spectrum. This conclusion however relies on the assumed astrophysical model and the fiducial astrophysical parameters we have chosen. In other models, where the star production rate is predicted to be more efficient at high redshifts, the SIGF approximation may yield larger errors in the 21-cm signal. We defer this investigation for future work.

Appendix B: Boltzmann equation for the spin temperature

Eq. (13) is often used in the literature with the justification that the hyperfine transition rate is greater than the expansion rate of the Universe. This is indeed true during cosmic dawn and reionization epochs since

$$\frac{H(z)}{A_{10}} = 4.3 \times 10^{-4} \left(\frac{h^2 \Omega_m}{0.143} \right)^{1/2} (1+z)^{3/2}. \quad (\text{B1})$$

However, above $z \gtrsim 175$ this fraction becomes larger than unity, so it is unclear whether the equilibrium expression of Eq. (13) is still valid at the dark ages. Indeed, Ref. [125] solved the fully relativistic Boltzmann Equation for the

background spin temperature, while taking optical depth corrections to first order. In this subsection we quantify the validity of Eq. (13), while taking all orders in τ_{21} .

We begin with the definition of the spin temperature from the fraction of hydrogen atoms that occupy the hyperfine triplet state, $n_1/n_0 \equiv (g_1/g_0) \exp(-T_*/T_s) \approx 3 - 3T_*/T_s$, where $g_1 = 3$ ($g_0 = 1$) is the total number of different triplet (singlet) states, and we assume $T_s \gg T_*$, a very good approximation when Eq. (13) is considered (verified below).

The homogeneous Boltzmann equation for n_0 (i.e. with no collisional terms) can be determined from the number conservation of hydrogen nuclei $a^3 n_H = a^3 n_{HI} / (1 - x_e)$, where $x_e \equiv n_e/n_H = 1 - n_{HI}/n_H$ is the free electron fraction.*

$$\frac{d}{dt} (a^3 n_H) = \frac{4a^3}{1 - x_e} \left(\frac{dn_0}{dt} + 3Hn_0 + \frac{n_0}{1 - x_e} \frac{dx_e}{dt} \right) = 0, \quad (\text{B2})$$

where we approximated $n_{HI} \approx 4n_0$. Without collisional terms, the right hand side is zero, while once we add them,

$$\frac{dn_0}{dt} + 3Hn_0 + \frac{n_0}{1 - x_e} \frac{dx_e}{dt} = -n_0 (C_{01} + P_{01} + B_{01} I_{\text{CMB}} \zeta_{\text{CMB}}) + n_1 (C_{10} + P_{10} + A_{10} + B_{10} I_{\text{CMB}} \zeta_{\text{CMB}}), \quad (\text{B3})$$

where B 's are the Einstein coefficients for stimulated hyperfine transitions by CMB photons, and C 's (P 's) are the hyperfine excitation rate coefficients by particles collision ($\text{Ly}\alpha$ pumping). '01' labels correspond to hyperfine excitations, while '10' labels correspond to de-excitations to the ground state. $I_{\text{CMB}} = 2k_B T_\gamma / \lambda_{21}^2$ is the CMB black body radiation at the Rayleigh-Jeans limit near the 21-cm line, while ζ_{CMB} accounts for its finite width. This quantity can be related to the phase-space density in the vicinity of the 21-cm line, which we take to be [176],

$$f_{21}(\nu) = T_*^{-1} \left[T_s + (T_\gamma - T_s) e^{-\tau_{21} \chi_{21}(\nu)} \right], \quad (\text{B4})$$

where $\chi_{21}(\nu)$ is the cumulative function of the 21-cm line profile (χ_{21} goes from zero on the blue side to unity on the red side). Then, we find that

$$\zeta_{\text{CMB}} = \frac{T_*}{T_\gamma} \int_0^1 d\chi_{21}(\nu) f_{21}(\nu) = 1 + \left(1 - \frac{T_s}{T_\gamma} \right) (x_{\text{CMB}} - 1), \quad (\text{B5})$$

where [176]

$$x_{\text{CMB}} \equiv \frac{1 - e^{-\tau_{21}}}{\tau_{21}}. \quad (\text{B6})$$

In most places in the literature, e.g., Ref. [3], the zeroth order of the optical depth is considered with $x_{\text{CMB}} = 1$, and $\zeta_{\text{CMB}} = 1$. In Ref. [125] the first order is considered with $x_{\text{CMB}} = 1 - \tau_{21}/2$ and $\zeta_{\text{CMB}} = 1 - (1 - T_s/T_\gamma) \tau_{21}/2$. Here, instead, we take all orders of the optical depth with x_{CMB} given by Eq. (B6).

In order to proceed with the derivation, we shall assume detailed balance, implying that all sub-process are in equilibrium with their corresponding reverse sub-process. This implies the following relations,

$$B_{10} = \frac{\lambda_{21}^3}{2\hbar c} A_{10}, \quad B_{01} = \frac{g_1}{g_0} B_{10} = 3B_{10}, \quad (\text{B7})$$

$$C_{01} = \frac{g_1}{g_0} C_{10} e^{-T_*/T_k} \approx 3 \left(1 - \frac{T_*}{T_k} \right) C_{10}, \quad P_{01} = \frac{g_1}{g_0} P_{10} e^{-T_*/T_k} \approx 3 \left(1 - \frac{T_*}{T_\alpha} \right) P_{10}. \quad (\text{B8})$$

Inserting those relations in Eq. (B3) then yields

$$\begin{aligned} \frac{1}{n_0} \frac{dn_0}{dt} + 3H + \frac{1}{1 - x_e} \frac{dx_e}{dt} &= \left(\frac{n_1}{n_0} - 3 + 3 \frac{T_*}{T_k} \right) C_{10} + \left(\frac{n_1}{n_0} - 3 + 3 \frac{T_*}{T_\alpha} \right) P_{10} \\ &+ \left[\frac{n_1}{n_0} \left(1 + \frac{T_\gamma}{T_*} \zeta_{\text{CMB}} \right) - 3 \frac{T_\gamma}{T_*} \zeta_{\text{CMB}} \right] A_{10}. \end{aligned} \quad (\text{B9})$$

We would like to convert this equation to a differential equation for T_s . For this purpose, we compute the time derivative of n_1/n_0 . Using again the fact that $d(a^3 n_H)/dt = 0$, it is straightforward to show that

$$\frac{d}{dt} \left(\frac{n_1}{n_0} \right) = - \left(\frac{1}{n_0} \frac{dn_0}{dt} + 3H + \frac{1}{1 - x_e} \frac{dx_e}{dt} \right) \left(1 + \frac{n_1}{n_0} \right). \quad (\text{B10})$$

*For better comparison with Ref. [125], in this appendix we use a slightly different definition for x_e than the main text.

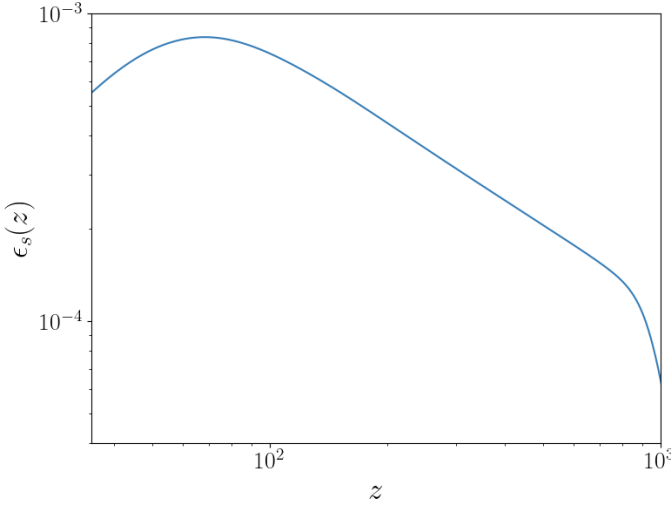


FIG. 12. The inverse dimensionless rate $\epsilon_s(z)$ in the Boltzmann equation for the spin temperature, as given by Eq. (B14). We assume that $\tilde{x}_\alpha = 0$ during the dark ages. During cosmic dawn and reionization epochs, $\tilde{x}_\alpha \gg 1$, thereby lowering the value of this quantity even further. Because $\epsilon_s \ll 1$, we conclude that the equilibrium expression for T_s , Eq. (13), is valid also during the dark ages with excellent precision.

On the other hand, since $n_1/n_0 \equiv 3 \exp(-T_*/T_s) \approx 3 - 3T_*/T_s$, then

$$\frac{d}{dt} \left(\frac{n_1}{n_0} \right) = -3T_* \frac{dT_s^{-1}}{dt}. \quad (\text{B11})$$

Combining Eqs. (B9)-(B11) thus yields

$$\frac{dT_s^{-1}}{dt} = 4(T_k^{-1} - T_s^{-1})C_{10} + 4(T_\alpha^{-1} - T_s^{-1})P_{10} + \frac{4}{T_*} \left(1 - \frac{T_\gamma}{T_s} \zeta_{\text{CMB}} \right) A_{10}. \quad (\text{B12})$$

This is the Boltzmann equation for the (inverse) spin temperature. This equation is almost identical to Eq. (28) in Ref. [125] with their approximation of $\zeta_{\text{CMB}} \approx 1 - (1 - T_s/T_\gamma) \tau_{21}/2$, but they have an extra dx_e/dt term on the LHS which was canceled in our calculations.

To bring this equation to a more familiar form, we make use of $1 - (T_\gamma/T_s) \zeta_{\text{CMB}} = (1 - T_\gamma/T_s) x_{\text{CMB}}$ and we plug the dimensionless coupling coefficients, $P_{10} \equiv (T_\gamma A_{10}/T_*) \tilde{x}_\alpha$ and $C_{10} \equiv (T_\gamma A_{10}/T_*) x_{\text{coll}}$. Finally, we also convert the time derivative on the LHS with redshift derivative via $dz/dt = -(1+z)H(z)$. We then arrive at

$$\frac{dT_s^{-1}}{dz} = \frac{4T_\gamma A_{10} (x_{\text{CMB}} + x_{\text{coll}} + \tilde{x}_\alpha)}{T_* (1+z) H(z)} \left[T_s^{-1} - \frac{x_{\text{CMB}} T_\gamma^{-1} + x_{\text{coll}} T_k^{-1} + \tilde{x}_\alpha T_\alpha^{-1}}{x_{\text{CMB}} + x_{\text{coll}} + \tilde{x}_\alpha} \right]. \quad (\text{B13})$$

From here, we see that if

$$\epsilon_s(z) \equiv \left[\frac{4T_\gamma A_{10} (x_{\text{CMB}} + x_{\text{coll}} + \tilde{x}_\alpha)}{T_* (1+z) H(z)} \right]^{-1} \quad (\text{B14})$$

is much smaller than unity, then the following solution is an *attractor*,

$$T_{s,\text{eq}}^{-1} \equiv \frac{x_{\text{CMB}} T_\gamma^{-1} + x_{\text{coll}} T_k^{-1} + x_\alpha T_\alpha^{-1}}{x_{\text{CMB}} + x_{\text{coll}} + \tilde{x}_\alpha}. \quad (\text{B15})$$

Then, under this condition ($\epsilon_s \ll 1$) we can expand the solution of Eq. (B13) to first order in ϵ_s , $T_s^{-1} = T_{s,\text{eq}}^{-1} + \mathcal{O}(\epsilon_s)$. We plot $\epsilon_s(z)$ during the dark ages in Fig. 12. We find that this quantity reaches maximum at $\epsilon_{s,\text{max}}(z = 69) \approx 10^{-3}$. Thus we estimate

$$\left| \frac{T_s^{-1} - T_{s,\text{eq}}^{-1}}{T_s^{-1}} \right| \lesssim \epsilon_{s,\text{max}} = 0.1\%. \quad (\text{B16})$$

Hence, solving the Boltzmann equation as in Ref. [125] is unnecessary, and the equilibrium expression of Eq. (13) holds also at the dark ages with excellent precision.

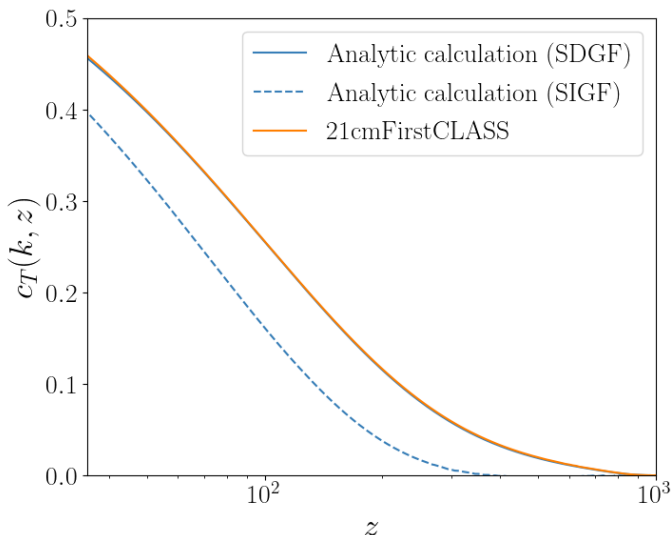


FIG. 13. The scale-dependent adiabatic index for $k = 0.5 \text{ Mpc}^{-1}$ as a function of redshift during the dark ages. The blue curves show the analytic calculation, based on the equations found in Ref. [169], while the orange curve shows the numerical output from `21cmFirstCLASS`, see text for details. For the dashed blue curve, we have taken the crude approximation $\mathcal{D}_b(k, z) \approx D(z)$, yielding an inconsistent adiabatic index.

Appendix C: Temperature fluctuations in the dark ages

In Ref. [169] we discussed the effect of kinetic temperature fluctuations on the brightness temperature fluctuations during the dark ages. Using linear perturbation theory, we showed that the two kinds of fluctuations are approximately related in Fourier space via

$$\delta_{21,\text{iso}}(k, z) \approx \frac{2\bar{x}_{\text{CMB}} + \bar{x}_{\text{coll}}}{\bar{x}_{\text{CMB}} + \bar{x}_{\text{coll}}} \delta_b(k, z) + \left[\frac{\bar{x}_{\text{CMB}}}{\bar{x}_{\text{CMB}} + \bar{x}_{\text{coll}}} \frac{\partial \ln \bar{\kappa}_{1-0}^{\text{HH}}}{\partial \ln \bar{T}_k} - \frac{1}{1 - \bar{T}_k/T_\gamma} \right] \delta_T(k, z), \quad (\text{C1})$$

where $\bar{\kappa}_{1-0}^{\text{HH}}$ is the collision rate (in units of cm^3/sec) of hydrogen atoms with themselves. Here, $\delta_T(k, z)$ and $\delta_{21,\text{iso}}(k, z)$ are the Fourier transform of the fractional fluctuation in $T_k(\mathbf{x}, z)$ and $T_{21}(\mathbf{x}, z)$, respectively, and the latter does not contain fluctuations sourced from peculiar velocity (see Eq. (12)). At the dark ages, the fluctuations δ_T are sourced by the perturbations in the baryon density field δ_b , and thus it is useful to define the so called ‘‘adiabatic index’’,

$$c_T(k, z) \equiv \frac{\delta_T(k, z)}{\delta_b(k, z)}. \quad (\text{C2})$$

The reason for this name is because for small $\delta_b(k, z)$ we can write $1 + \delta_T(k, z) = [1 + \delta_b(k, z)]^{c_T(k, z)}$.

This adiabatic index can be calculated analytically by solving simultaneously the linearly perturbed differential equations for T_k and x_e . We show in Fig. 13 the analytical solution for $c_T(k, z)$ as a function of redshift for $k = 0.5 \text{ Mpc}^{-1}$. The blue dashed curve displays the scale-independent $c_T(z)$ which is obtained under the very crude approximation $\mathcal{D}_b(k, z) \approx D(z)$, namely $\delta_b(k, z)$ evolves in a scale-independent manner. In the solid blue curve we have relaxed this assumption and used the exact $\mathcal{D}_b(k, z)$, as defined in Eq. (10). For both curves, we assumed a recombination rate from the `RECFAST` code [180, 181]. Evidently, the scale-dependent $c_T(k, z)$ curve reaches higher values than the scale-independent curve.

To verify the consistency of the calculations of `21cmFirstCLASS` at the dark ages we also show in Fig. 13 the output of the code for $c_T(k = 0.5 \text{ Mpc}^{-1}, z)$. This output was achieved by computing the $c_T(\mathbf{k}, z_i)$ coeval box (in Fourier space) at every redshift iteration z_i . Because of the scale-dependence, this box is not homogeneous, and so we need to select the appropriate cells that correspond to a desired wavenumber k_0 (in Fig. 13, $k_0 = 0.5 \text{ Mpc}^{-1}$). We do this selection process using the following criterion,

$$k_0 - \Delta k/2 < |\mathbf{k}| < k_0 + \Delta k/2, \quad (\text{C3})$$

where $\Delta k = 2\pi/L_{\text{box}}$ and L_{box} is the box size of the simulation. Once we have the appropriate cells from the $c_T(\mathbf{k}, z_i)$ box, we take their median, depicted by the orange curve in Fig. 13. There is an excellent agreement between the analytical calculation and the numerical calculation from `21cmFirstCLASS`, even though in the former we have assumed the recombination rate from `RECFAST`, while the latter works with `HYREC` [184, 185].

Appendix D: Scale-dependent Lagrangian perturbation theory

Normally, in Lagrangian perturbation theory [233–244], the SIGF approximation is taken, namely treating the baryon and CDM density fields the same and solving for the total matter density δ_m . In what follows, we relax this approximation and treat the baryons and CDM as two distinguished fluids. In the Lagrangian frame (where we go with the flow, i.e. we follow parcels along their trajectory), the equations of motion are

$$\dot{\delta}_i + a^{-1} \nabla_{\mathbf{x}} \cdot \mathbf{v}_i = 0 \quad (\text{D1})$$

$$\dot{\mathbf{v}}_i + H \mathbf{v}_i + a^{-1} \nabla_{\mathbf{x}} \Phi = 0 \quad (\text{D2})$$

where $i = b, c$ for baryons and CDM (to reduce clutter, we omit the i index when we write derivatives with respect to space). Note that we have ignored the sound speed term in the Euler equation as we focus on super Jeans scales. In addition, we have the Poisson equation

$$\nabla^2 \Phi_{\mathbf{x}} = 4\pi G \bar{\rho}_m a^2 \delta_m = 4\pi G \bar{\rho}_m a^2 \sum_j \frac{\Omega_j}{\Omega_m} \delta_j. \quad (\text{D3})$$

In LPT, for each species i , we relate the initial Lagrangian coordinates $\mathbf{q}^{(i)}$ to the Eulerian coordinates $\mathbf{x}^{(i)}$ via

$$\mathbf{x}^{(i)}(\mathbf{q}^{(i)}, z) = \mathbf{q}^{(i)}(z_0) + \mathbf{s}^{(i)}(\mathbf{q}^{(i)}, z), \quad (\text{D4})$$

where $\mathbf{s}^{(i)}$ is the displacement field vector for species i and $z_0 \gg z$ is a high redshift in which the initial conditions for the calculation are given. From here, we see that $\mathbf{v}_i \equiv a \dot{\mathbf{x}}^{(i)} = a \dot{\mathbf{s}}^{(i)}$. We now take the divergence of the Euler equation (Eq. (D2)), and substitute the Poisson equation (Eq. (D3)) to write

$$\nabla_{\mathbf{x}} \cdot (\dot{\mathbf{s}}^{(i)} + H \mathbf{s}^{(i)}) = -4\pi G \bar{\rho}_m \sum_j \frac{\Omega_j}{\Omega_m} \delta_j. \quad (\text{D5})$$

We shall focus on irrotational trajectories that obey $\nabla_{\mathbf{q}} \times \mathbf{s}^{(i)} = 0$, implying that $\mathbf{s}^{(i)}$ can be expressed as the gradient of a scalar field S_i ,

$$\mathbf{s}^{(i)}(\mathbf{q}, z) \equiv \nabla_{\mathbf{q}} S_i(\mathbf{q}, z) - \nabla_{\mathbf{q}} S_i(\mathbf{q}, z_0). \quad (\text{D6})$$

Note that by construction, $\mathbf{s}^{(i)}(\mathbf{q}, z_0) \equiv 0$, i.e. we impose the initial conditions $\mathbf{x}^{(i)}(z_0) \equiv \mathbf{q}^{(i)}(z_0)$.

The continuity equation implies mass conservation for each species j , $\rho_j(\mathbf{x}) d^3x = \rho_j(\mathbf{q}) d^3q$ (here ρ denotes the comoving energy density, without the $(1+z)^3$ scaling). We can use the Jacobian $J_j \equiv \det(\partial x_n^{(j)}/\partial q_m)$ to write

$$\rho_j(\mathbf{q}, z) J_j d^3q = \rho_j(\mathbf{q}, z_0) d^3q \quad \implies \quad J_j = \frac{\rho_j(\mathbf{q}, z_0)}{\rho_j(\mathbf{q}, z)} \approx (1 + \delta_j)^{-1} \quad (\text{D7})$$

where the last equality assumes that $\rho_j(\mathbf{q}, z) = \bar{\rho}_j$, i.e. that the initial density field is nearly unperturbed at $z = z_0$. This assumption can be relaxed, although the approximation $J_j \approx (1 + \delta_j)^{-1}$ will allow us to write Eq. (D11) without $S_i(\mathbf{q}, z_0)$ correction terms. At the end, keeping $S_i(\mathbf{q}, z_0)$ and $\delta_i(\mathbf{q}, z_0)$ yields the same solutions we derive, which is why we omit them for brevity. Combining Eqs. (D5), (D6) and (D7) then gives

$$\nabla_{\mathbf{x}} \cdot \nabla_{\mathbf{q}} (\ddot{S}_i + 2H \dot{S}_i) = -4\pi G \bar{\rho}_m \sum_j \frac{\Omega_j}{\Omega_m} (J_j^{-1} - 1). \quad (\text{D8})$$

This is one equation we have. We also have an equation that relates the gradients (Einstein summation convention is assumed for the dummy index m),

$$\frac{\partial}{\partial q_n} = \frac{\partial}{\partial x_n} + \frac{\partial s_m^{(i)}}{\partial q_n} \frac{\partial}{\partial x_m} = \frac{\partial}{\partial x_n} + \frac{\partial^2 S_i}{\partial q_n \partial q_m} \frac{\partial}{\partial x_m}. \quad (\text{D9})$$

Finally, we have an equation that relates J_j to S_j . Since for any 3×3 matrix \mathbf{M} , we have $\det \mathbf{M} = \epsilon_{ijk} \epsilon_{abc} M_{ia} M_{jb} M_{kc}$, it is straightforward to show that

$$J_j \equiv \det \left(\frac{\partial x_n^{(j)}}{\partial q_m} \right) = \det \left(\delta_{nm} + \frac{\partial s_n^{(j)}}{\partial q_m} \right) = 1 + \nabla_{\mathbf{q}} \cdot \mathbf{s}^{(j)} + \frac{1}{2} \left[\left(\nabla_{\mathbf{q}} \cdot \mathbf{s}^{(j)} \right)^2 - \frac{\partial s_n^{(j)}}{\partial q_m} \frac{\partial s_m^{(j)}}{\partial q_n} \right] + \det \left(\frac{\partial s_n^{(j)}}{\partial q_m} \right), \quad (\text{D10})$$

or,

$$J_j = 1 + \nabla_{\mathbf{q}}^2 S_j + \frac{1}{2} \left[(\nabla_{\mathbf{q}}^2 S_j)^2 - \left(\frac{\partial^2 S_j}{\partial q_n \partial q_m} \right)^2 \right] + \det \left(\frac{\partial^2 S_j}{\partial q_n \partial q_m} \right). \quad (\text{D11})$$

Equations (D8), (D9), (D11) form a set of non-linear equations for S_i . We use perturbative approach to solve them.

1. First order - Zel'dovich approximation

Let us expand $S_i(\mathbf{q}, z)$ to its first order, $S_i(\mathbf{q}, z) \approx S_i^{(1)}(\mathbf{q}, z)$. Then, to first order,

$$J_j \approx 1 + \nabla_{\mathbf{q}}^2 S_j^{(1)} \implies \delta_j = J_j^{-1} - 1 = \left(1 + \nabla_{\mathbf{q}}^2 S_j^{(1)} \right)^{-1} - 1 \approx -\nabla_{\mathbf{q}}^2 S_j^{(1)}. \quad (\text{D12})$$

From here, we see that in Fourier space,

$$S_j^{(1)}(\mathbf{k}, z) = \frac{\delta_j(\mathbf{k}, z)}{k^2} \approx \mathcal{D}_j(k, z) \frac{\delta_0(\mathbf{k})}{k^2}, \quad (\text{D13})$$

where we used the linear expression for δ_i (Eq. (9)) as we seek first order solution to S_i . To see that this solution is consistent, we expand the Euler-Poisson equation, Eq. (D8), to first order,

$$\nabla_{\mathbf{q}}^2 \left(\ddot{S}_i^{(1)}(\mathbf{q}, z) + 2H\dot{S}_i^{(1)}(\mathbf{q}, z) - 4\pi G\bar{\rho}_m \sum_j \frac{\Omega_j}{\Omega_m} S_j^{(1)}(\mathbf{q}, z) \right) = 0. \quad (\text{D14})$$

Then, by plugging $\delta_i(\mathbf{q}, z) = -\nabla_{\mathbf{q}}^2 S_i^{(1)}(\mathbf{q}, z)$, we find

$$\ddot{\delta}_i(\mathbf{q}, z) + 2H\dot{\delta}_i(\mathbf{q}, z) - 4\pi G\bar{\rho}_m \sum_j \frac{\Omega_j}{\Omega_m} \delta_j(\mathbf{q}, z) = 0, \quad (\text{D15})$$

which is indeed the equation of motion for δ_i in linear perturbation theory, above the Jeans scale (c.f. Eq. (7)). Furthermore, the homogeneity assumption we made in Eq. (D7) implies that δ_i and $S_i^{(1)}$ have the same zero initial conditions at $z = z_0$. Thus, the solution to $\mathbf{s}_i^{(1)}$ in Fourier space reads

$$\mathbf{s}_i^{(1)}(\mathbf{k}, z) = [\mathcal{D}_i(k, z) - \mathcal{D}_i(k, z_0)] \frac{i\mathbf{k}}{k^2} \delta_0(\mathbf{k}). \quad (\text{D16})$$

This equation is consistent with our ansatz in Ref. [169] that was based on the Zel'dovich approximation [269–271]. Note that given the SDGF, the solution for $\mathbf{s}_i^{(1)}(\mathbf{k}, z)$ is independent of its history, e.g. we can find $\mathbf{s}_i^{(1)}(\mathbf{k}, z = 20)$ before we solve for $\mathbf{s}_i^{(1)}(\mathbf{k}, z = 30)$. In addition, note that $\mathbf{s}_i^{(1)}$ cannot be separated to its spatial and temporal components, as this separation cannot be done for the SDGF $\mathcal{D}_i(k, z)$. However, this becomes possible when replacing the SDGF with the SIGF $\mathcal{D}_i(k, z) \rightarrow D(z)$,

$$\mathbf{s}_i^{(1)}(\mathbf{k}, z) \approx [D(z) - D(z_0)] \frac{i\mathbf{k}}{k^2} \delta_0(\mathbf{k}), \quad (\text{D17})$$

as commonly done in the literature [272–274].

2. Second order - 2LPT

Next, we expand S_i to its second order, $S_i(\mathbf{q}, z) \approx S_i^{(1)}(\mathbf{q}, z) + S_i^{(2)}(\mathbf{q}, z)$. The second order expansion of the Jacobian is

$$J_j \approx 1 + \nabla_{\mathbf{q}}^2 \left(S_j^{(1)} + S_j^{(2)} \right) + \frac{1}{2} \left[\left(\nabla_{\mathbf{q}}^2 S_j^{(1)} \right)^2 - \left(\frac{\partial^2 S_j^{(1)}}{\partial q_n \partial q_m} \right)^2 \right]. \quad (\text{D18})$$

Therefore, the second order expansion of the RHS of Eq. (D8) is

$$-4\pi G\bar{\rho} \sum_j \frac{\Omega_j}{\Omega_m} (J_j^{-1} - 1) \approx 4\pi G\bar{\rho}_m \sum_j \frac{\Omega_j}{\Omega_m} \left\{ \nabla_{\mathbf{q}}^2 S_j^{(1)} + \nabla_{\mathbf{q}}^2 S_j^{(2)} - \frac{1}{2} \left[\left(\nabla_{\mathbf{q}}^2 S_j^{(1)} \right)^2 + \left(\frac{\partial^2 S_j^{(1)}}{\partial q_n \partial q_m} \right)^2 \right] \right\}, \quad (\text{D19})$$

while the second order expansion of the LHS is

$$\nabla_{\mathbf{x}} \cdot \nabla_{\mathbf{q}} \left(\ddot{S}_i + 2H\dot{S}_i \right) \approx \nabla_{\mathbf{q}}^2 \left(\ddot{S}_i^{(1)} + \ddot{S}_i^{(2)} + 2H\dot{S}_i^{(1)} + 2H\dot{S}_i^{(2)} \right) - \frac{\partial^2 S_i^{(1)}}{\partial q_n \partial q_m} \frac{\partial^2}{\partial q_n \partial q_m} \left(\ddot{S}_i^{(1)} + 2H\dot{S}_i^{(1)} \right). \quad (\text{D20})$$

Combining Eqs. (D19)-(D20), together with the differential equation we obtained for $S^{(1)}$, Eq. (D14), yields

$$\begin{aligned} \nabla_{\mathbf{q}}^2 \left(\ddot{S}_i^{(2)} + 2H\dot{S}_i^{(2)} - 4\pi G\bar{\rho}_m \sum_j \frac{\Omega_j}{\Omega_m} S_j^{(2)} \right) = \\ \frac{\partial^2 S_i^{(1)}}{\partial q_n \partial q_m} \frac{\partial^2}{\partial q_n \partial q_m} \left(\ddot{S}_i^{(1)} + 2H\dot{S}_i^{(1)} \right) - 2\pi G\bar{\rho}_m \sum_j \frac{\Omega_j}{\Omega_m} \left[\left(\nabla_{\mathbf{q}}^2 S_j^{(1)} \right)^2 + \left(\frac{\partial^2 S_j^{(1)}}{\partial q_n \partial q_m} \right)^2 \right]. \end{aligned} \quad (\text{D21})$$

If variable separation was possible, then from Eq. (D21) we could have obtained two different equations, one for the spatial part of $S_i^{(2)}$, and one for its temporal part. However, as we established in Eq. (D13), variable separation cannot be performed for $S_i^{(1)}$, and thus $S_i^{(2)}$ cannot be separated to its spatial and temporal components either.

Note that given $S_i^{(1)}$, Eq. (D21) does not give a differential equation for $S_i^{(2)}$, but rather for the Laplacian of $S_i^{(2)}$. In order to obtain an integro-differential equation for $S_i^{(2)}$, we take the Fourier transform of Eq. (D21). While applying Fourier transform on the LHS gives a multiplication by $-k^2$, taking the Fourier transform of the RHS, being proportional to the square of second derivatives of $S_i^{(1)}$, would result in a convolution. We use the fact that in Fourier space $\ddot{S}_i^{(1)}(\mathbf{k}, z) + 2H\dot{S}_i^{(1)}(\mathbf{k}, z) = 4\pi G\bar{\rho}_m \sum_j \frac{\Omega_j}{\Omega_m} S_j^{(1)}(\mathbf{k}, z)$ and apply the inverse Fourier transform to arrive at

$$\begin{aligned} \ddot{S}_i^{(2)}(\mathbf{q}, z) + 2H\dot{S}_i^{(2)}(\mathbf{q}, z) - 4\pi G\bar{\rho}_m \sum_j \frac{\Omega_j}{\Omega_m} S_j^{(2)}(\mathbf{q}, z) \\ = -4\pi G\bar{\rho}_m \sum_j \frac{\Omega_j}{\Omega_m} \int \frac{d^3 k}{(2\pi)^3} \int \frac{d^3 k'}{(2\pi)^3} \left[(\mathbf{k} \cdot \mathbf{k}')^2 S_i^{(1)}(\mathbf{k}', z) - \frac{1}{2} \left[k^2 k'^2 + (\mathbf{k} \cdot \mathbf{k}')^2 \right] S_j^{(1)}(\mathbf{k}', z) \right] \frac{S_j^{(1)}(\mathbf{k}, z)}{|\mathbf{k} + \mathbf{k}'|^2} e^{i(\mathbf{k} + \mathbf{k}') \cdot \mathbf{q}}. \end{aligned} \quad (\text{D22})$$

This integro-differential equation actually contains two equations, one for the baryons ($i = b$) and one for CDM ($i = c$), and these two equations have to be simultaneously solved due to the gravitational coupling between the species, while imposing zero initial conditions for $S_i^{(2)}$ and its derivative at $z = z_0$.

a. Scale independent growth

While in principle Eq. (D22) can be solved numerically, this is computationally expensive, as for each cell \mathbf{q} in the grid, double integration (that involves all the cells in the box in Fourier space) is required, for both species. To ease the computational cost, we will make the approximation that is done vastly in the literature, of approximating $\mathcal{D}_i(k, z) \approx D(z)$, i.e., we replace the SDGF for each species with a universal SIGF. Then, from Eq. (D13), we write

$$S_i^{(1)}(\mathbf{q}, z) \approx D(z) \psi^{(1)}(\mathbf{q}) \equiv S^{(1)}(\mathbf{q}, z), \quad (\text{D23})$$

where $\psi^{(1)}(\mathbf{q})$ is the inverse Fourier transform of $\delta_0(\mathbf{k})/k^2$ (or equivalently, in real space $\delta_0 = -\nabla_{\mathbf{q}}^2 \psi^{(1)}$). Because $\psi^{(1)}$ is derived from δ_0 , which is common for all species, under the SIGF approximation the solution to $S_i^{(1)}$ is a universal (i.e. independent of the species i) solution $S^{(1)}$. Plugging this universal solution back to Eq. (D22) yields

$$\begin{aligned} \ddot{S}_i^{(2)}(\mathbf{q}, z) + 2H\dot{S}_i^{(2)}(\mathbf{q}, z) - 4\pi G\bar{\rho}_m \sum_j \frac{\Omega_j}{\Omega_m} S_j^{(2)}(\mathbf{q}, z) \\ = 4\pi G\bar{\rho}_m D(z) \int \frac{d^3 k}{(2\pi)^3} \int \frac{d^3 k'}{(2\pi)^3} \left[\frac{1}{2} k^2 k'^2 - \frac{1}{2} (\mathbf{k} \cdot \mathbf{k}')^2 \right] \frac{\psi^{(1)}(\mathbf{k}) \psi^{(1)}(\mathbf{k}')}{|\mathbf{k} + \mathbf{k}'|^2} e^{i(\mathbf{k} + \mathbf{k}') \cdot \mathbf{q}}. \end{aligned} \quad (\text{D24})$$

Because the RHS of Eq. (D24) is universal for all species, and since $S_i^{(2)}$ has zero initial conditions at $z = z_0$ for every species i , we deduce that the SIGF approximation implies that $S_i^{(2)}(\mathbf{q}, z)$ also has a universal solution $S^{(2)}(\mathbf{q}, z)$. This property can be further inferred for any higher order in perturbation theory. Hence, the SIGF approximation corresponds to solving the perturbed equations of motions under the approximation $\delta_b \approx \delta_c \approx \delta_m$, namely we directly solve for the total matter density field.

After substituting the universal solution $S_i^{(2)}(\mathbf{q}, z) = S^{(2)}(\mathbf{q}, z)$, Eq. (D24) can be written in the following form,

$$\nabla_{\mathbf{q}}^2 \left[\ddot{S}^{(2)}(\mathbf{q}, z) + 2H\dot{S}^{(2)}(\mathbf{q}, z) - 4\pi G\bar{\rho}_m S^{(2)}(\mathbf{q}, z) \right] = -4\pi G\bar{\rho}_m D^2(z) \left[\frac{1}{2} \left(\nabla_{\mathbf{q}}^2 \psi^{(1)} \right)^2 - \frac{1}{2} \left(\frac{\partial^2 \psi^{(1)}}{\partial q_n \partial q_m} \right)^2 \right]. \quad (\text{D25})$$

Because of the variable separation on the RHS, we see that $S^{(2)}$ can be decomposed to its spatial and temporal parts

$$S^{(2)}(\mathbf{q}, z) = E(z) \psi^{(2)}(\mathbf{q}), \quad (\text{D26})$$

where $E(z)$ and $\psi^{(2)}(\mathbf{q})$ obey the following differential equations,

$$\ddot{E} + 2H\dot{E} - 4\pi G\bar{\rho}_m E = -4\pi G\bar{\rho}_m D^2 \quad (\text{D27})$$

$$\nabla_{\mathbf{q}}^2 \psi^{(2)} = \frac{1}{2} \left[\left(\nabla_{\mathbf{q}}^2 \psi^{(1)} \right)^2 - \left(\frac{\partial^2 \psi^{(1)}}{\partial q_n \partial q_m} \right)^2 \right]. \quad (\text{D28})$$

As we show below, the solution to E is $E \approx -3D^2/7$ [238, 275], and thus the second order correction to the displacement vector is

$$\mathbf{s}^{(2)}(\mathbf{q}, z) = -\frac{3}{7} [D^2(z) - D^2(z_0)] \nabla_{\mathbf{q}} \psi^{(2)}(\mathbf{q}). \quad (\text{D29})$$

This closed solution for the displacement vector allows one to compute $\mathbf{s}^{(2)}$ for any z , independently from its history.

b. Solution to $E(z)$

Before solving for $E(z)$, we shall solve first the differential equation for the SIGF $D(z)$. This equation is obtained from Eq. (D15) when substituting $\delta_i(\mathbf{q}, z) = D(z) \delta_0(\mathbf{q})$,

$$\ddot{D} + 2H\dot{D} - 4\pi G\bar{\rho}_m D = 0. \quad (\text{D30})$$

During matter domination, we know that the scale factor evolves in time as $a \propto t^{2/3}$ and thus $H \equiv \dot{a}/a = (2/3)t^{-1/3}$. We also know, from the Friedmann equation, that

$$4\pi G\bar{\rho}_m = \frac{3}{2} H^2 \Omega_m \approx \frac{2}{3} t^{-2}. \quad (\text{D31})$$

where we assumed for simplicity $\Omega_m = 1$. Thus the equation of motion for the SIGF becomes

$$\ddot{D} + \frac{4}{3} t^{-1} \dot{D} - \frac{2}{3} t^{-2} D = 0. \quad (\text{D32})$$

To solve this homogeneous differential equation, we guess $D(t) \propto t^n$ and plug our guess back in Eq. (D32),

$$n(n-1) + \frac{4}{3}n - \frac{2}{3} = 0, \quad (\text{D33})$$

to find that n is either -1 or $2/3$. Hence, the SIGF has the following solution

$$D(t) = At^{2/3} + Bt^{-1} \approx At^{2/3}, \quad (\text{D34})$$

where A and B are constants, to be determined by satisfying the initial conditions for δ_i and \mathbf{v}_i at $z = z_0$. In the rest of the derivation, we ignore the decaying mode of the SIGF, and assume $D \propto t^{2/3}$.

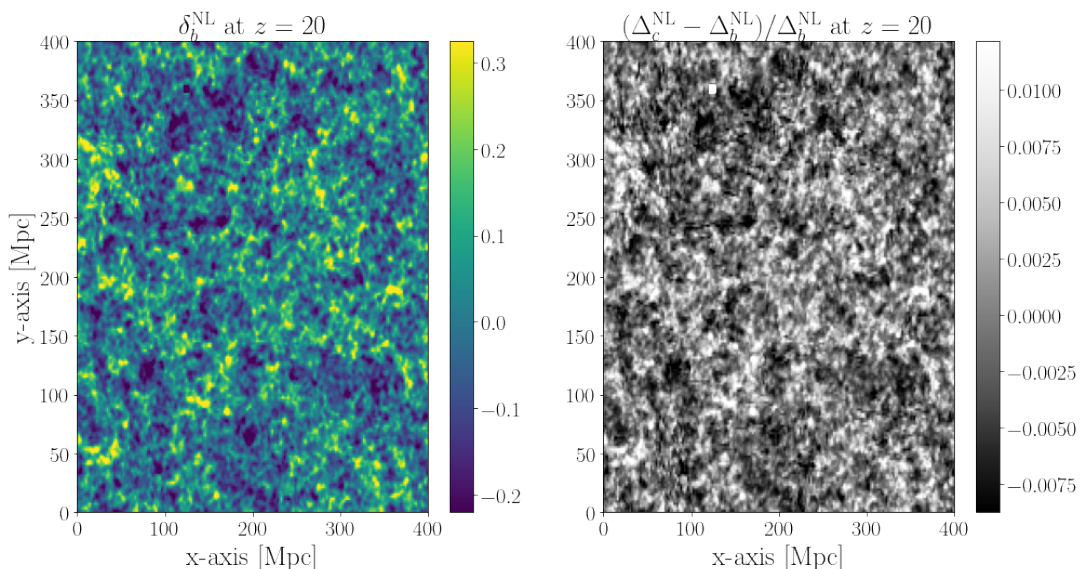


FIG. 14. Left panel: realization of the baryon over-density field at $z = 20$, evolved non-linearly with scale-dependent 2LPT. Right panel: the fractional error in the normalized density field ($\Delta_i \equiv 1 + \delta_i$) due to approximating $\delta_b \approx \delta_c$.

Next, we solve for E , which obeys Eq. (D27). During matter domination, this equation becomes

$$\ddot{E} + \frac{4}{3}t^{-1}\dot{E} - \frac{2}{3}t^{-2}E = -\frac{2}{3}A^2t^{-2/3}. \quad (\text{D35})$$

Due to zero initial conditions for $S^{(2)}$, the homogeneous solution for this equation is zero. We guess the following particular solution $E(t) = cA^2t^m$. This brings us to

$$m(m-1)ct^{m-2} + \frac{4}{3}mct^{m-2} - \frac{2}{3}ct^{m-2} = -\frac{2}{3}t^{-2/3}. \quad (\text{D36})$$

For this equation to hold at any time t , we see that we must have $m = 4/3$, and thus $E = cA^2t^{4/3} = cD^2$. In order to find the constant c , we plug $m = 4/3$ in Eq. (D36) and find $c = -3/7$. Therefore, we conclude

$$E(z) = -\frac{3}{7}D^2(z). \quad (\text{D37})$$

Note that by relaxing the assumption of $\Omega_m = 1$, we will get a different n in Eq. (D33), which would lead to a different m in Eq. (D36) and consequently a different c . However, Ref. [238] showed that for a flat universe

$$E(z) \approx -\frac{3}{7}\Omega_m^{-1/143}D^2(z) \approx -\frac{3}{7}D^2(z), \quad (\text{D38})$$

where the first equality holds to a percent level.

3. The effect of scale-dependent growth on the 21-cm signal at cosmic dawn

In 21cmFAST, the SIGF approximation of $\mathcal{D}_i(k, z) \approx D(z)$ is taken, and Eqs. (D17), (D29) are implemented in the code for computing the first and second order expressions for the displacement vector field. In order to compute the non-linear baryon density field more precisely, we replaced Eq. (D17) in 21cmFirstCLASS with Eq. (D16), i.e. we compute the first order expression for $\mathbf{s}_i^{(1)}$ via the SDGF $\mathcal{D}_i(\mathbf{k}, z)$, for each species i . As for the second order expression, $\mathbf{s}_i^{(2)}$, we did not attempt to solve the coupled integro-differential equations given by Eq. (D22), and instead we keep using the approximated Eq. (D29). This is justified as by construction the second order correction $\mathbf{s}_i^{(2)}$ has a smaller contribution to \mathbf{s}_i , compared to the first order correction $\mathbf{s}_i^{(1)}$. We leave for future work the comparison of the approximated analytical solution of Eq. (D29) with the fully numerical solution of Eq. (D22).

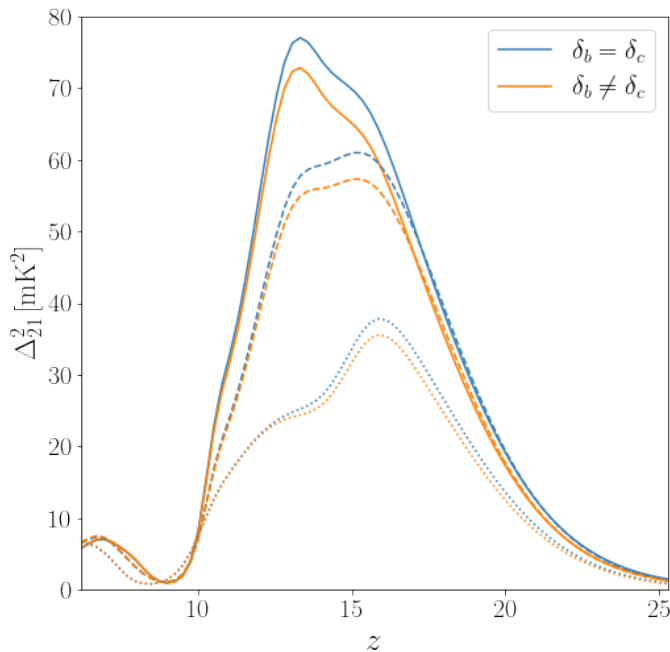


FIG. 15. The 21-cm power spectrum as a function of redshift at $k = 0.5 \text{ Mpc}^{-1}$ (solid curves), $k = 0.3 \text{ Mpc}^{-1}$ (dashed curves), and $k = 0.15 \text{ Mpc}^{-1}$ (dotted curves), when the baryon overdensity field is evolved with the SIGF (blue curve) or the SDGF (orange curve). For fair comparison, in all curves we used the non-linear δ_m^{NL} in the EPS formalism, as in standard 21cmFAST.

We show in Fig. 14 the comparison between the more precise δ_b^{NL} , computed with the scale-dependent first order LPT, and the common calculation that evolves the density field with the SIGF. At $z = 20$, we see that the error is of the order of a percent at the most over- and under-dense regions. At higher redshifts, this error is expected to increase at higher redshifts due to the departure of the SDGF from the SIGF, while at lower redshifts it vanishes as $\mathcal{D}_b(k, z) \rightarrow D(z)$, see Fig. 3.

The error in the evaluation of δ_b^{NL} with the SIGF is enhanced when the 21-cm power spectrum is considered, due to the intricate interplay between non-linear fluctuations in different fields, e.g. T_k and J_α . Indeed, we see in Fig. 15 that the error in Δ_{21}^2 may reach to $\mathcal{O}(10\%)$ at $z \gtrsim 12$. At low redshifts ($z \lesssim 10$), the error due to this approximation goes to zero because at these redshift δ_b approaches more closely to δ_c .

- [1] P. Madau, A. Meiksin, and M. J. Rees, “21-CM tomography of the intergalactic medium at high redshift,” *Astrophys. J.* **475**, 429 (1997), arXiv:astro-ph/9608010.
- [2] R. Barkana and A. Loeb, “In the beginning: The First sources of light and the reionization of the Universe,” *Phys. Rept.* **349**, 125–238 (2001), arXiv:astro-ph/0010468.
- [3] A. Loeb and M. Zaldarriaga, “Measuring the small - scale power spectrum of cosmic density fluctuations through 21 cm tomography prior to the epoch of structure formation,” *Phys. Rev. Lett.* **92**, 211301 (2004), arXiv:astro-ph/0312134.
- [4] S. Bharadwaj and S. S. Ali, “On using visibility correlations to probe the HI distribution from the dark ages to the present epoch. I. Formalism and the expected signal,” *Mon. Not. Roy. Astron. Soc.* **356**, 1519 (2005), arXiv:astro-ph/0406676.
- [5] S. Furlanetto, S. P. Oh, and F. Briggs, “Cosmology at Low Frequencies: The 21 cm Transition and the High-Redshift Universe,” *Phys. Rept.* **433**, 181–301 (2006), arXiv:astro-ph/0608032.
- [6] J. R. Pritchard and A. Loeb, “21-cm cosmology,” *Rept. Prog. Phys.* **75**, 086901 (2012), arXiv:1109.6012 [astro-ph.CO].
- [7] A. Bera, R. Ghara, A. Chatterjee, K. K. Datta, and S. Samui, “Studying cosmic dawn using redshifted HI 21-cm signal: A brief review,” *J. Astrophys. Astron.* **44**, 10 (2023), arXiv:2210.12164 [astro-ph.CO].
- [8] A. K. Shaw *et al.*, “Probing early Universe through redshifted 21-cm signal: Modeling and observational challenges,” *J. Astrophys. Astron.* **44**, 4 (2023), arXiv:2211.05512 [astro-ph.CO].
- [9] R. Barkana and A. Loeb, “Detecting the earliest galaxies through two new sources of 21cm fluctuations,” *Astrophys. J.* **626**, 1–11 (2005), arXiv:astro-ph/0410129.
- [10] S. Furlanetto, “The Global 21 Centimeter Background from High Redshifts,” *Mon. Not. Roy. Astron. Soc.* **371**, 867–878 (2006), arXiv:astro-ph/0604040.
- [11] J. Park, A. Mesinger, B. Greig, and N. Gillet, “Inferring the astrophysics of reionization and cosmic dawn from galaxy luminosity functions and the 21-cm signal,” *Mon. Not. Roy. Astron. Soc.* **484**, 933–949 (2019), arXiv:1809.08995 [astro-ph.GA].
- [12] J. B. Muñoz, C. Dvorkin, and F.-Y. Cyr-Racine, “Probing the Small-Scale Matter Power Spectrum with Large-Scale 21-cm Data,” *Phys. Rev. D* **101**, 063526 (2020), arXiv:1911.11144 [astro-ph.CO].
- [13] J. Park, N. Gillet, A. Mesinger, and B. Greig, “Properties of reionization-era galaxies from JWST luminosity functions and 21-cm interferometry,” *Mon. Not. Roy. Astron. Soc.* **491**, 3891–3899 (2020), arXiv:1909.01348 [astro-ph.CO].
- [14] B. Greig, A. Mesinger, and L. V. E. Koopmans, “Reionization and cosmic dawn astrophysics from the Square Kilometre Array: impact of observing strategies,” *Mon. Not. Roy. Astron. Soc.* **491**, 1398–1407 (2020), arXiv:1906.07910 [astro-ph.CO].
- [15] N. Thyagarajan *et al.*, “Detection of Cosmic Structures using the Bispectrum Phase. II. First Results from Application to Cosmic Reionization Using the Hydrogen Epoch of Reionization Array,” *Phys. Rev. D* **102**, 022002 (2020), arXiv:2005.10275 [astro-ph.CO].
- [16] Y. Qin, A. Mesinger, J. Park, B. Greig, and J. B. Muñoz, “A tale of two sites – I. Inferring the properties of minihalo-hosted galaxies from current observations,” *Mon. Not. Roy. Astron. Soc.* **495**, 123–140 (2020), arXiv:2003.04442 [astro-ph.CO].
- [17] Y. Qin, A. Mesinger, B. Greig, and J. Park, “A tale of two sites – II. Inferring the properties of minihalo-hosted galaxies with upcoming 21-cm interferometers,” *Mon. Not. Roy. Astron. Soc.* **501**, 4748–4758 (2021), arXiv:2009.11493 [astro-ph.CO].
- [18] I. Reis, R. Barkana, and A. Fialkov, “Mapping Discrete Galaxies at Cosmic Dawn with 21 cm Observations,” *Astrophys. J.* **933**, 51 (2022), arXiv:2008.04914 [astro-ph.CO].
- [19] Q.-B. Ma, R. Ghara, B. Ciardi, I. T. Iliev, L. V. E. Koopmans, G. Mellema, R. Mondal, and S. Zaroubi, “POLAR - I: linking the 21-cm signal from the epoch of reionization to galaxy formation,” *Mon. Not. Roy. Astron. Soc.* **522**, 3284–3297 (2023), arXiv:2304.09508 [astro-ph.CO].
- [20] X.-L. Chen and J. Miralda-Escude, “The spin - kinetic temperature coupling and the heating rate due to Lyman - alpha scattering before reionization: Predictions for 21cm emission and absorption,” *Astrophys. J.* **602**, 1–11 (2004), arXiv:astro-ph/0303395.
- [21] A. Mesinger, A. Ewall-Wice, and J. Hewitt, “Reionization and beyond: detecting the peaks of the cosmological 21 cm signal,” *Mon. Not. Roy. Astron. Soc.* **439**, 3262–3274 (2014), arXiv:1310.0465 [astro-ph.CO].
- [22] R. Ghara and G. Mellema, “Impact of Ly α heating on the global 21-cm signal from the Cosmic Dawn,” *Mon. Not. Roy. Astron. Soc.* **492**, 634–644 (2020), arXiv:1904.09999 [astro-ph.CO].
- [23] B. Greig *et al.*, “Interpreting LOFAR 21-cm signal upper limits at $z \approx 9.1$ in the context of high- z galaxy and reionization observations,” *Mon. Not. Roy. Astron. Soc.* **501**, 1–13 (2021), arXiv:2006.03203 [astro-ph.CO].
- [24] R. Ghara, S. K. Giri, B. Ciardi, G. Mellema, and S. Zaroubi, “Constraining the state of the intergalactic medium during the Epoch of Reionization using MWA 21-cm signal observations,” *Mon. Not. Roy. Astron. Soc.* **503**, 4551–4562 (2021), arXiv:2103.07483 [astro-ph.CO].
- [25] B. Maity and T. R. Choudhury, “Probing the thermal history during reionization using a seminumerical photon-conserving code script,” *Mon. Not. Roy. Astron. Soc.* **511**, 2239–2258 (2022), arXiv:2110.14231 [astro-ph.CO].
- [26] Z. Abdurashidova *et al.* (HERA), “HERA Phase I Limits on the Cosmic 21 cm Signal: Constraints on Astrophysics and Cosmology during the Epoch of Reionization,” *Astrophys. J.* **924**, 51 (2022), arXiv:2108.07282 [astro-ph.CO].
- [27] Z. Abdurashidova *et al.* (HERA), “Improved Constraints on the 21 cm EoR Power Spectrum and the X-Ray Heating of the IGM with HERA Phase I Observations,” *Astrophys. J.* **945**, 124 (2023), arXiv:2210.04912 [astro-ph.CO].
- [28] H. Lazare, D. Sarkar, and E. D. Kovetz, “HERA bound on x-ray luminosity when accounting for pop-

- ulation III stars,” *Phys. Rev. D* **109**, 043523 (2024), [arXiv:2307.15577 \[astro-ph.CO\]](#).
- [29] A. Lidz, O. Zahn, S. Furlanetto, M. McQuinn, L. Hernquist, and M. Zaldarriaga, “Probing Reionization with the 21 cm-Galaxy Cross Power Spectrum,” *Astrophys. J.* **690**, 252–266 (2009), [arXiv:0806.1055 \[astro-ph\]](#).
- [30] R. P. C. Wiersma *et al.*, “LOFAR insights into the epoch of reionization from the cross power spectrum of 21cm emission and galaxies,” *Mon. Not. Roy. Astron. Soc.* **432**, 2615 (2013), [arXiv:1209.5727 \[astro-ph.CO\]](#).
- [31] H. Jensen *et al.*, “Probing reionization with LOFAR using 21-cm redshift space distortions,” *Mon. Not. Roy. Astron. Soc.* **435**, 460 (2013), [arXiv:1303.5627 \[astro-ph.CO\]](#).
- [32] P. D. Meerburg, C. Dvorkin, and D. N. Spergel, “Probing Patchy Reionization through τ -21 cm Correlation Statistics,” *Astrophys. J.* **779**, 124 (2013), [arXiv:1303.3887 \[astro-ph.CO\]](#).
- [33] B. Greig and A. Mesinger, “21CMMC: an MCMC analysis tool enabling astrophysical parameter studies of the cosmic 21 cm signal,” *Mon. Not. Roy. Astron. Soc.* **449**, 4246–4263 (2015), [arXiv:1501.06576 \[astro-ph.CO\]](#).
- [34] B. Greig and A. Mesinger, “Simultaneously constraining the astrophysics of reionization and the epoch of heating with 21CMMC,” *Mon. Not. Roy. Astron. Soc.* **472**, 2651–2669 (2017), [arXiv:1705.03471 \[astro-ph.CO\]](#).
- [35] B. Greig, C. M. Trott, N. Barry, S. J. Mutch, B. Pindor, R. L. Webster, and J. S. B. Wyithe, “Exploring reionization and high- z galaxy observables with recent multiredshift MWA upper limits on the 21-cm signal,” *Mon. Not. Roy. Astron. Soc.* **500**, 5322–5335 (2020), [arXiv:2008.02639 \[astro-ph.CO\]](#).
- [36] R. Ghara *et al.*, “Constraining the intergalactic medium at $z \approx 9.1$ using LOFAR Epoch of Reionization observations,” *Mon. Not. Roy. Astron. Soc.* **493**, 4728–4747 (2020), [arXiv:2002.07195 \[astro-ph.CO\]](#).
- [37] C. A. Watkinson, B. Greig, and A. Mesinger, “Epoch of reionization parameter estimation with the 21-cm bispectrum,” *Mon. Not. Roy. Astron. Soc.* **510**, 3838–3848 (2022), [arXiv:2102.02310 \[astro-ph.CO\]](#).
- [38] M. Rahimi *et al.*, “Epoch of reionization power spectrum limits from Murchison Widefield Array data targeted at EoR1 field,” *Mon. Not. Roy. Astron. Soc.* **508**, 5954–5971 (2021), [arXiv:2110.03190 \[astro-ph.CO\]](#).
- [39] Y. Qin, A. Mesinger, S. E. I. Bosman, and M. Viel, “Reionization and galaxy inference from the high-redshift Ly α forest,” *Mon. Not. Roy. Astron. Soc.* **506**, 2390–2407 (2021), [arXiv:2101.09033 \[astro-ph.CO\]](#).
- [40] A. Saxena, A. Cole, S. Gazagnes, P. D. Meerburg, C. Weniger, and S. J. Witte, “Constraining the X-ray heating and reionization using 21-cm power spectra with Marginal Neural Ratio Estimation,” *Mon. Not. Roy. Astron. Soc.* **525**, 6097–6111 (2023), [arXiv:2303.07339 \[astro-ph.CO\]](#).
- [41] S. K. Giri, M. Bianco, T. Schaeffer, I. T. Iliev, G. Mellema, and A. Schneider, “The 21-cm signal during the end stages of reionization,” (2024), [arXiv:2403.04838 \[astro-ph.CO\]](#).
- [42] R. Ghara *et al.*, “Probing the intergalactic medium during the Epoch of Reionization using 21-cm signal power spectra,” *Astron. Astrophys.* **687**, A252 (2024), [arXiv:2404.11686 \[astro-ph.CO\]](#).
- [43] H. Tashiro and N. Sugiyama, “Probing Primordial Magnetic Fields with the 21cm Fluctuations,” *Mon. Not. Roy. Astron. Soc.* **372**, 1060–1068 (2006), [arXiv:astro-ph/0607169](#).
- [44] D. R. G. Schleicher, R. Banerjee, and R. S. Klessen, “Influence of primordial magnetic fields on 21 cm emission,” *Astrophys. J.* **692**, 236–245 (2009), [arXiv:0808.1461 \[astro-ph\]](#).
- [45] M. Shiraishi, H. Tashiro, and K. Ichiki, “21 cm fluctuations from primordial magnetic fields,” *Phys. Rev. D* **89**, 103522 (2014), [arXiv:1403.2608 \[astro-ph.CO\]](#).
- [46] J. Chluba, D. Paoletti, F. Finelli, and J.-A. Rubiño Martín, “Effect of primordial magnetic fields on the ionization history,” *Mon. Not. Roy. Astron. Soc.* **451**, 2244–2250 (2015), [arXiv:1503.04827 \[astro-ph.CO\]](#).
- [47] F. Villaescusa-Navarro, P. Bull, and M. Viel, “Weighing neutrinos with cosmic neutral hydrogen,” *Astrophys. J.* **814**, 146 (2015), [arXiv:1507.05102 \[astro-ph.CO\]](#).
- [48] Y. Oyama, K. Kohri, and M. Hazumi, “Constraints on the neutrino parameters by future cosmological 21 cm line and precise CMB polarization observations,” *JCAP* **02**, 008 (2016), [arXiv:1510.03806 \[astro-ph.CO\]](#).
- [49] A. K. Pal and T. Guha Sarkar, “Constraining neutrino mass using the large-scale H I distribution in the post-reionization epoch,” *Mon. Not. Roy. Astron. Soc.* **459**, 3505–3511 (2016), [arXiv:1602.07893 \[astro-ph.CO\]](#).
- [50] E. D. Kovetz, I. Cholis, and D. E. Kaplan, “Bounds on ultralight hidden-photon dark matter from observation of the 21 cm signal at cosmic dawn,” *Phys. Rev. D* **99**, 123511 (2019), [arXiv:1809.01139 \[astro-ph.CO\]](#).
- [51] A. Caputo, H. Liu, S. Mishra-Sharma, M. Pospelov, J. T. Ruderman, and A. Urbano, “Edges and Endpoints in 21-cm Observations from Resonant Photon Production,” *Phys. Rev. Lett.* **127**, 011102 (2021), [arXiv:2009.03899 \[astro-ph.CO\]](#).
- [52] P. K. Natwariya and A. C. Nayak, “Bounds on sterile neutrino lifetime and mixing angle with active neutrinos by global 21 cm signal,” *Phys. Lett. B* **827**, 136955 (2022), [arXiv:2202.06007 \[hep-ph\]](#).
- [53] K. E. Kunze, “21 cm line signal from magnetic modes,” *JCAP* **01**, 033 (2019), [arXiv:1805.10943 \[astro-ph.CO\]](#).
- [54] T. Minoda, S. Saga, T. Takahashi, H. Tashiro, D. Yamauchi, S. Yokoyama, and S. Yoshiura, “Probing the primordial Universe with 21 cm line from cosmic dawn/epoch of reionization,” (2022), [10.1093/pasj/psac015](#), [arXiv:2303.07604 \[astro-ph.CO\]](#).
- [55] G. Shmueli, D. Sarkar, and E. D. Kovetz, “Mitigating the optical depth degeneracy in the cosmological measurement of neutrino masses using 21-cm observations,” *Phys. Rev. D* **108**, 083531 (2023), [arXiv:2305.07056 \[astro-ph.CO\]](#).
- [56] K. E. Kunze, “Cross correlations of the CMB Doppler mode and the 21 cm brightness temperature in the presence of a primordial magnetic field,” *JCAP* **08**, 017 (2023), [arXiv:2306.06049 \[astro-ph.CO\]](#).
- [57] H. A. G. Cruz, T. Adi, J. Flitter, M. Kamionkowski, and E. D. Kovetz, “21-cm fluctuations from primordial magnetic fields,” *Phys. Rev. D* **109**, 023518 (2024), [arXiv:2308.04483 \[astro-ph.CO\]](#).
- [58] S. Libanore, J. Flitter, E. D. Kovetz, Z. Li, and A. Dekel, “Effects of feedback-free starburst galaxies on the 21-cm signal and reionization history,” *Mon. Not. Roy. Astron. Soc.* **532**, 149–163 (2024), [arXiv:2310.03021 \[astro-ph.CO\]](#).
- [59] A. Bhaumik, D. Paul, and S. Pal, “Revisiting primordial magnetic fields through 21-cm physics: Bounds and

- forecasts,” (2024), [arXiv:2407.11923 \[astro-ph.CO\]](#).
- [60] N. Lee and S. C. Hotinli, “Probing light relics through cosmic dawn,” *Phys. Rev. D* **109**, 043502 (2024), [arXiv:2309.15119 \[astro-ph.CO\]](#).
- [61] M. Dhuria and B. G. Teli, “Probing self-interacting ultra-high-energy neutrinos with cosmic 21-cm signal,” (2024), [arXiv:2406.19279 \[hep-ph\]](#).
- [62] H. Plombat, T. Simon, J. Flitter, and V. Poulin, “Probing Dark Relativistic Species and Their Interactions with Dark Matter through CMB and 21cm surveys,” (2024), [arXiv:2410.01486 \[astro-ph.CO\]](#).
- [63] T. Adi, J. Flitter, and E. D. Kovetz, “Early Dark Energy Effects on the 21cm Signal,” (2024), [arXiv:2410.22424 \[astro-ph.CO\]](#).
- [64] H. Tashiro, K. Kadota, and J. Silk, “Effects of dark matter-baryon scattering on redshifted 21 cm signals,” *Phys. Rev. D* **90**, 083522 (2014), [arXiv:1408.2571 \[astro-ph.CO\]](#).
- [65] C. Evoli, A. Mesinger, and A. Ferrara, “Unveiling the nature of dark matter with high redshift 21 cm line experiments,” *JCAP* **11**, 024 (2014), [arXiv:1408.1109 \[astro-ph.HE\]](#).
- [66] J. B. Muñoz, E. D. Kovetz, and Y. Ali-Haïmoud, “Heating of Baryons due to Scattering with Dark Matter During the Dark Ages,” *Phys. Rev. D* **92**, 083528 (2015), [arXiv:1509.00029 \[astro-ph.CO\]](#).
- [67] L. Lopez-Honorez, O. Mena, A. Moliné, S. Palomares-Ruiz, and A. C. Vincent, “The 21 cm signal and the interplay between dark matter annihilations and astrophysical processes,” *JCAP* **08**, 004 (2016), [arXiv:1603.06795 \[astro-ph.CO\]](#).
- [68] G. D’Amico, P. Panci, and A. Strumia, “Bounds on Dark Matter annihilations from 21 cm data,” *Phys. Rev. Lett.* **121**, 011103 (2018), [arXiv:1803.03629 \[astro-ph.CO\]](#).
- [69] K. Cheung, J.-L. Kuo, K.-W. Ng, and Y.-L. S. Tsai, “The impact of EDGES 21-cm data on dark matter interactions,” *Phys. Lett. B* **789**, 137–144 (2019), [arXiv:1803.09398 \[astro-ph.CO\]](#).
- [70] A. Mitridate and A. Podo, “Bounds on Dark Matter decay from 21 cm line,” *JCAP* **05**, 069 (2018), [arXiv:1803.11169 \[hep-ph\]](#).
- [71] A. Lidz and L. Hui, “Implications of a preionization 21-cm absorption signal for fuzzy dark matter,” *Phys. Rev. D* **98**, 023011 (2018), [arXiv:1805.01253 \[astro-ph.CO\]](#).
- [72] O. Nebrin, R. Ghara, and G. Mellema, “Fuzzy Dark Matter at Cosmic Dawn: New 21-cm Constraints,” *JCAP* **04**, 051 (2019), [arXiv:1812.09760 \[astro-ph.CO\]](#).
- [73] A. Fialkov, R. Barkana, and A. Cohen, “Constraining Baryon–Dark Matter Scattering with the Cosmic Dawn 21-cm Signal,” *Phys. Rev. Lett.* **121**, 011101 (2018), [arXiv:1802.10577 \[astro-ph.CO\]](#).
- [74] R. Barkana, “Possible interaction between baryons and dark-matter particles revealed by the first stars,” *Nature* **555**, 71–74 (2018), [arXiv:1803.06698 \[astro-ph.CO\]](#).
- [75] S. Clark, B. Dutta, Y. Gao, Y.-Z. Ma, and L. E. Strigari, “21 cm limits on decaying dark matter and primordial black holes,” *Phys. Rev. D* **98**, 043006 (2018), [arXiv:1803.09390 \[astro-ph.HE\]](#).
- [76] E. D. Kovetz, V. Poulin, V. Gluscevic, K. K. Boddy, R. Barkana, and M. Kamionkowski, “Tighter limits on dark matter explanations of the anomalous EDGES 21 cm signal,” *Phys. Rev. D* **98**, 103529 (2018), [arXiv:1807.11482 \[astro-ph.CO\]](#).
- [77] A. Berlin, D. Hooper, G. Krnjaic, and S. D. McDermott, “Severely Constraining Dark Matter Interpretations of the 21-cm Anomaly,” *Phys. Rev. Lett.* **121**, 011102 (2018), [arXiv:1803.02804 \[hep-ph\]](#).
- [78] R. Barkana, N. J. Outmezguine, D. Redigolo, and T. Volansky, “Strong constraints on light dark matter interpretation of the EDGES signal,” *Phys. Rev. D* **98**, 103005 (2018), [arXiv:1803.03091 \[hep-ph\]](#).
- [79] T. R. Slatyer and C.-L. Wu, “Early-Universe constraints on dark matter-baryon scattering and their implications for a global 21 cm signal,” *Phys. Rev. D* **98**, 023013 (2018), [arXiv:1803.09734 \[astro-ph.CO\]](#).
- [80] J. B. Muñoz and A. Loeb, “A small amount of mini-charged dark matter could cool the baryons in the early Universe,” *Nature* **557**, 684 (2018), [arXiv:1802.10094 \[astro-ph.CO\]](#).
- [81] H. Liu and T. R. Slatyer, “Implications of a 21-cm signal for dark matter annihilation and decay,” *Phys. Rev. D* **98**, 023501 (2018), [arXiv:1803.09739 \[astro-ph.CO\]](#).
- [82] J. B. Muñoz, C. Dvorkin, and A. Loeb, “21-cm Fluctuations from Charged Dark Matter,” *Phys. Rev. Lett.* **121**, 121301 (2018), [arXiv:1804.01092 \[astro-ph.CO\]](#).
- [83] C. Creque-Sarbinowski, L. Ji, E. D. Kovetz, and M. Kamionkowski, “Direct millicharged dark matter cannot explain the EDGES signal,” *Phys. Rev. D* **100**, 023528 (2019), [arXiv:1903.09154 \[astro-ph.CO\]](#).
- [84] H. Liu, N. J. Outmezguine, D. Redigolo, and T. Volansky, “Reviving Millicharged Dark Matter for 21-cm Cosmology,” *Phys. Rev. D* **100**, 123011 (2019), [arXiv:1908.06986 \[hep-ph\]](#).
- [85] S. C. Hotinli, D. J. E. Marsh, and M. Kamionkowski, “Probing ultralight axions with the 21-cm signal during cosmic dawn,” *Phys. Rev. D* **106**, 043529 (2022), [arXiv:2112.06943 \[astro-ph.CO\]](#).
- [86] D. Jones, S. Palatnick, R. Chen, A. Beane, and A. Lidz, “Fuzzy Dark Matter and the 21 cm Power Spectrum,” *Astrophys. J.* **913**, 7 (2021), [arXiv:2101.07177 \[astro-ph.CO\]](#).
- [87] A. Halder, M. Pandey, D. Majumdar, and R. Basu, “Exploring multimessenger signals from heavy dark matter decay with EDGES 21-cm result and IceCube,” *JCAP* **10**, 033 (2021), [arXiv:2105.14356 \[astro-ph.CO\]](#).
- [88] D. Sarkar, J. Flitter, and E. D. Kovetz, “Exploring delaying and heating effects on the 21-cm signature of fuzzy dark matter,” *Phys. Rev. D* **105**, 103529 (2022), [arXiv:2201.03355 \[astro-ph.CO\]](#).
- [89] R. Barkana, A. Fialkov, H. Liu, and N. J. Outmezguine, “Anticipating a new physics signal in upcoming 21-cm power spectrum observations,” *Phys. Rev. D* **108**, 063503 (2023), [arXiv:2212.08082 \[hep-ph\]](#).
- [90] S. K. Giri and A. Schneider, “Imprints of fermionic and bosonic mixed dark matter on the 21-cm signal at cosmic dawn,” *Phys. Rev. D* **105**, 083011 (2022), [arXiv:2201.02210 \[astro-ph.CO\]](#).
- [91] J. Flitter and E. D. Kovetz, “Closing the window on fuzzy dark matter with the 21-cm signal,” *Phys. Rev. D* **106**, 063504 (2022), [arXiv:2207.05083 \[astro-ph.CO\]](#).
- [92] H. Lazare, J. Flitter, and E. D. Kovetz, “Constraints on the fuzzy dark matter mass window from high-redshift observables,” (2024), [arXiv:2407.19549 \[astro-ph.CO\]](#).
- [93] T. Driskell, E. O. Nadler, J. Mirocha, A. Benson, K. K. Boddy, T. D. Morton, J. Lashner, R. An, and V. Gluscevic, “Structure formation and the global 21-

- cm signal in the presence of Coulomb-like dark matter-baryon interactions,” *Phys. Rev. D* **106**, 103525 (2022), [arXiv:2209.04499 \[astro-ph.CO\]](#).
- [94] A. Dey, A. Paul, and S. Pal, “Constraints on dark matter–neutrino interaction from 21-cm cosmology and forecasts on SKA1-Low,” *Mon. Not. Roy. Astron. Soc.* **524**, 100–107 (2023), [arXiv:2207.02451 \[astro-ph.CO\]](#).
- [95] K. Short, J. L. Bernal, K. K. Boddy, V. Gluscevic, and L. Verde, “Dark matter-baryon scattering effects on temperature perturbations and implications for cosmic dawn,” (2022), [arXiv:2203.16524 \[astro-ph.CO\]](#).
- [96] R. Mondal, R. Barkana, and A. Fialkov, “Constraining exotic dark matter models with the dark ages 21-cm signal,” *Mon. Not. Roy. Astron. Soc.* **527**, 1461–1471 (2023), [arXiv:2310.15530 \[astro-ph.CO\]](#).
- [97] G. Facchinetti, L. Lopez-Honorez, Y. Qin, and A. Mesinger, “21cm signal sensitivity to dark matter decay,” *JCAP* **01**, 005 (2024), [arXiv:2308.16656 \[astro-ph.CO\]](#).
- [98] W. Qin, J. B. Munoz, H. Liu, and T. R. Slatyer, “Birth of the first stars amidst decaying and annihilating dark matter,” *Phys. Rev. D* **109**, 103026 (2024), [arXiv:2308.12992 \[astro-ph.CO\]](#).
- [99] Y. Sun, J. W. Foster, H. Liu, J. B. Muñoz, and T. R. Slatyer, “Inhomogeneous Energy Injection in the 21-cm Power Spectrum: Sensitivity to Dark Matter Decay,” (2023), [arXiv:2312.11608 \[hep-ph\]](#).
- [100] E. Vanzan, A. Raccanelli, and N. Bartolo, “Dark ages, a window on the dark sector. Hunting for ultra-light axions,” *JCAP* **03**, 001 (2024), [arXiv:2306.09252 \[astro-ph.CO\]](#).
- [101] J. Cang, Y. Gao, and Y.-Z. Ma, “Signatures of inhomogeneous dark matter annihilation on 21-cm,” (2023), [arXiv:2312.17499 \[astro-ph.CO\]](#).
- [102] Y. Shao, Y. Xu, Y. Wang, W. Yang, R. Li, X. Zhang, and X. Chen, “The 21-cm forest as a simultaneous probe of dark matter and cosmic heating history,” *Nature Astron.* **7**, 1116–1126 (2023), [arXiv:2307.04130 \[astro-ph.CO\]](#).
- [103] O. Z. Katz, N. Outmezguine, D. Redigolo, and T. Volansky, “Probing new physics at cosmic dawn with 21-cm cosmology,” *Nucl. Phys. B* **1003**, 116502 (2024), [arXiv:2401.10978 \[hep-ph\]](#).
- [104] L. Lopez-Honorez, “Future 21cm constraints on dark matter energy injection: Application to ALPs,” in *58th Rencontres de Moriond on Electroweak Interactions and Unified Theories* (2024) [arXiv:2406.15378 \[astro-ph.CO\]](#).
- [105] R. A. Monsalve, A. Fialkov, J. D. Bowman, A. E. E. Rogers, T. J. Mozdzen, A. Cohen, R. Barkana, and N. Mahesh, “Results from EDGES High-Band: III. New Constraints on Parameters of the Early Universe,” *Astrophys. J.* **875**, 67 (2019), [arXiv:1901.10943 \[astro-ph.CO\]](#).
- [106] J. Nambissan T., R. Subrahmanyam, R. Somashekar, N. Udaya Shankar, S. Singh, A. Raghunathan, B. S. Girish, K. S. Srivani, and M. Sathyanarayana Rao, “SARAS 3 CD/EoR Radiometer: Design and Performance of the Receiver,” [arXiv e-prints](#), [arXiv:2104.01756](#) (2021), [arXiv:2104.01756 \[astro-ph.IM\]](#).
- [107] D. C. Price *et al.*, “Design and characterization of the Large-aperture Experiment to Detect the Dark Age (LEDA) radiometer systems,” *Mon. Not. Roy. Astron. Soc.* **478**, 4193–4213 (2018), [arXiv:1709.09313 \[astro-ph.IM\]](#).
- [108] E. de Lera Acedo *et al.*, “The REACH radiometer for detecting the 21-cm hydrogen signal from redshift $z \approx 7.5$ –28,” *Nature Astron.* **6**, 998 (2022), [arXiv:2210.07409 \[astro-ph.CO\]](#).
- [109] L. Philip, Z. Abdurashidova, H. C. Chiang, N. Ghazi, A. Gumba, H. M. Heilgendorff, J. M. Jáuregui-García, K. Malepe, C. D. Nunhokee, J. Peterson, J. L. Sievers, V. Simes, and R. Spann, “Probing Radio Intensity at High-Z from Marion: 2017 Instrument,” *Journal of Astronomical Instrumentation* **8**, 1950004 (2019), [arXiv:1806.09531 \[astro-ph.IM\]](#).
- [110] D. R. DeBoer *et al.*, “Hydrogen Epoch of Reionization Array (HERA),” *Publ. Astron. Soc. Pac.* **129**, 045001 (2017), [arXiv:1606.07473 \[astro-ph.IM\]](#).
- [111] M. P. van Haarlem *et al.*, “LOFAR: The LOw-Frequency ARray,” *Astron. Astrophys.* **556**, A2 (2013), [arXiv:1305.3550 \[astro-ph.IM\]](#).
- [112] S. J. Tingay *et al.*, “The Murchison Widefield Array: the square kilometre array precursor at low radio frequencies,” *Publications of the Astronomical Society of Australia* **30** (2013), [10.1017/pasa.2012.007](#).
- [113] G. Swarup, S. Ananthkrishnan, V. K. Kapahi, A. P. Rao, C. R. Subrahmanya, and V. K. Kulkarni, “The Giant Metre-Wave Radio Telescope,” *Current Science* **60**, 95 (1991).
- [114] M. Kolopanis *et al.*, “A simplified, lossless re-analysis of PAPER-64,” (2019), [10.3847/1538-4357/ab3e3a](#), [arXiv:1909.02085 \[astro-ph.CO\]](#).
- [115] R. Braun, T. Bourke, J. A. Green, E. Keane, and J. Wagg, “Advancing Astrophysics with the Square Kilometre Array,” in *Advancing Astrophysics with the Square Kilometre Array (AASKA14)* (2015) p. 174.
- [116] S. Jester and H. Falcke, “Science with a lunar low-frequency array: from the dark ages of the Universe to nearby exoplanets,” *New Astron. Rev.* **53**, 1–26 (2009), [arXiv:0902.0493 \[astro-ph.CO\]](#).
- [117] J. Burns *et al.*, “A Lunar Farside Low Radio Frequency Array for Dark Ages 21-cm Cosmology,” (2021), [arXiv:2103.08623 \[astro-ph.IM\]](#).
- [118] S. Furlanetto *et al.*, “Astro 2020 Science White Paper: Fundamental Cosmology in the Dark Ages with 21-cm Line Fluctuations,” (2019), [arXiv:1903.06212 \[astro-ph.CO\]](#).
- [119] J. Silk, “The limits of cosmology: role of the Moon,” *Phil. Trans. A. Math. Phys. Eng. Sci.* **379**, 20190561 (2021), [arXiv:2011.04671 \[astro-ph.CO\]](#).
- [120] J. Burns *et al.*, “Global 21-cm Cosmology from the Farside of the Moon,” (2021), [arXiv:2103.05085 \[astro-ph.CO\]](#).
- [121] A. Goel *et al.*, “Probing the Cosmic Dark Ages with the Lunar Crater Radio Telescope,” (2022), [arXiv:2205.05745 \[astro-ph.CO\]](#).
- [122] Y. Shi, F. Deng, Y. Xu, F. Wu, Q. Yan, and X. Chen, “Lunar Orbit Measurement of the Cosmic Dawn’s 21 cm Global Spectrum,” *Astrophys. J.* **929**, 32 (2022), [arXiv:2203.01124 \[astro-ph.IM\]](#).
- [123] G. Bertone, O. L. Buchmueller, and P. S. Cole, “Perspectives on fundamental cosmology from Low Earth Orbit and the Moon,” *npj Microgravity* **9**, 10 (2023), [arXiv:2302.03351 \[astro-ph.CO\]](#).
- [124] A. Fialkov, T. Gessey-Jones, and J. Dhandha, “Cosmic mysteries and the hydrogen 21-cm line: bridging the

- gap with lunar observations,” (2023), [arXiv:2311.05366 \[astro-ph.CO\]](#).
- [125] A. Lewis and A. Challinor, “The 21cm angular-power spectrum from the dark ages,” *Phys. Rev. D* **76**, 083005 (2007), [arXiv:astro-ph/0702600](#).
- [126] J. B. Muñoz, Y. Ali-Haïmoud, and M. Kamionkowski, “Primordial non-gaussianity from the bispectrum of 21-cm fluctuations in the dark ages,” *Phys. Rev. D* **92**, 083508 (2015), [arXiv:1506.04152 \[astro-ph.CO\]](#).
- [127] P. Ocvirk *et al.*, “Cosmic Dawn (CoDa): the First Radiation-Hydrodynamics Simulation of Reionization and Galaxy Formation in the Local Universe,” *Mon. Not. Roy. Astron. Soc.* **463**, 1462–1485 (2016), [arXiv:1511.00011 \[astro-ph.GA\]](#).
- [128] P. Ocvirk *et al.*, “Cosmic Dawn II (CoDa II): a new radiation-hydrodynamics simulation of the self-consistent coupling of galaxy formation and reionization,” *Mon. Not. Roy. Astron. Soc.* **496**, 4087–4107 (2020), [arXiv:1811.11192 \[astro-ph.GA\]](#).
- [129] J. S. W. Lewis *et al.*, “The short ionizing photon mean free path at $z = 6$ in Cosmic Dawn III, a new fully coupled radiation-hydrodynamical simulation of the Epoch of Reionization,” *Mon. Not. Roy. Astron. Soc.* **516**, 3389–3397 (2022), [arXiv:2202.05869 \[astro-ph.CO\]](#).
- [130] B. Semelin, E. Eames, F. Bolgar, and M. Caillat, “21SSD: a public data base of simulated 21-cm signals from the epoch of reionization,” *Mon. Not. Roy. Astron. Soc.* **472**, 4508–4520 (2017), [arXiv:1707.02073 \[astro-ph.CO\]](#).
- [131] R. Kannan, E. Garaldi, A. Smith, R. Pakmor, V. Springel, M. Vogelsberger, and L. Hernquist, “Introducing the thesan project: radiation-magnetohydrodynamic simulations of the epoch of reionization,” *Mon. Not. Roy. Astron. Soc.* **511**, 4005–4030 (2022), [arXiv:2110.00584 \[astro-ph.GA\]](#).
- [132] T. Schaeffer, S. K. Giri, and A. Schneider, “BEoRN: A fast and flexible framework to simulate the epoch of reionisation and cosmic dawn,” (2023), [10.1093/mnras/stad2937](#), [arXiv:2305.15466 \[astro-ph.CO\]](#).
- [133] R. M. Thomas *et al.*, “Fast Large-Scale Reionization Simulations,” *Mon. Not. Roy. Astron. Soc.* **393**, 32 (2009), [arXiv:0809.1326 \[astro-ph\]](#).
- [134] R. Ghara, G. Mellema, S. K. Giri, T. R. Choudhury, K. K. Datta, and S. Majumdar, “Prediction of the 21-cm signal from reionization: comparison between 3D and 1D radiative transfer schemes,” *Mon. Not. Roy. Astron. Soc.* **476**, 1741–1755 (2018), [arXiv:1710.09397 \[astro-ph.CO\]](#).
- [135] B. Semelin, F. Combes, and S. Baek, “Lyman-alpha radiative transfer during the Epoch of Reionization: contribution to 21-cm signal fluctuations,” *Astron. Astrophys.* **474**, 365 (2007), [arXiv:0707.2483 \[astro-ph\]](#).
- [136] R. Meriot and B. Semelin, “The LORELI database: 21 cm signal inference with 3D radiative hydrodynamics simulations,” *Astron. Astrophys.* **683**, A24 (2024), [arXiv:2310.02684 \[astro-ph.CO\]](#).
- [137] G. Mellema, I. Iliev, M. Alvarez, and P. Shapiro, “C**2-ray: a new method for photon-conserving transport of ionizing radiation,” *New Astron.* **11**, 374 (2006), [arXiv:astro-ph/0508416](#).
- [138] P. Hirling, M. Bianco, S. K. Giri, I. T. Iliev, G. Mellema, and J.-P. Kneib, “pyC²Ray: A flexible and GPU-accelerated Radiative Transfer Framework for Simulating the Cosmic Epoch of Reionization,” (2023), [arXiv:2311.01492 \[astro-ph.CO\]](#).
- [139] A. Maselli, A. Ferrara, and B. Ciardi, “Crash: a radiative transfer scheme,” *Mon. Not. Roy. Astron. Soc.* **345**, 379 (2003), [arXiv:astro-ph/0307117](#).
- [140] J. C. Pober, A. R. Parsons, D. R. DeBoer, P. McDonald, M. McQuinn, J. E. Aguirre, Z. Ali, R. F. Bradley, T.-C. Chang, and M. F. Morales, “The Baryon Acoustic Oscillation Broadband and Broad-beam Array: Design Overview and Sensitivity Forecasts,” *Astron. J.* **145**, 65 (2013), [arXiv:1210.2413 \[astro-ph.CO\]](#).
- [141] J. C. Pober *et al.*, “What Next-Generation 21 cm Power Spectrum Measurements Can Teach Us About the Epoch of Reionization,” *Astrophys. J.* **782**, 66 (2014), [arXiv:1310.7031 \[astro-ph.CO\]](#).
- [142] J. Flitter and E. D. Kovetz, “New tool for 21-cm cosmology. I. Probing Λ CDM and beyond,” *Phys. Rev. D* **109**, 043512 (2024), [arXiv:2309.03942 \[astro-ph.CO\]](#).
- [143] A. Mesinger, S. Furlanetto, and R. Cen, “21cmFAST: A Fast, Semi-Numerical Simulation of the High-Redshift 21-cm Signal,” *Mon. Not. Roy. Astron. Soc.* **411**, 955 (2011), [arXiv:1003.3878 \[astro-ph.CO\]](#).
- [144] J. B. Muñoz, Y. Qin, A. Mesinger, S. G. Murray, B. Greig, and C. Mason, “The impact of the first galaxies on cosmic dawn and reionization,” *Mon. Not. Roy. Astron. Soc.* **511**, 3657–3681 (2022), [arXiv:2110.13919 \[astro-ph.CO\]](#).
- [145] M. G. Santos, L. Ferramacho, M. B. Silva, A. Amblard, and A. Cooray, “Fast and Large Volume Simulations of the 21 cm Signal from the Reionization and pre-Reionization Epochs,” *Mon. Not. Roy. Astron. Soc.* **406**, 2421–2432 (2010), [arXiv:0911.2219 \[astro-ph.CO\]](#).
- [146] A. Hutter, “The accuracy of seminumerical reionization models in comparison with radiative transfer simulations,” *Mon. Not. Roy. Astron. Soc.* **477**, 1549–1566 (2018), [arXiv:1803.00088 \[astro-ph.CO\]](#).
- [147] E. Visbal, R. Barkana, A. Fialkov, D. Tselikhovich, and C. Hirata, “The signature of the first stars in atomic hydrogen at redshift 20,” *Nature* **487**, 70 (2012), [arXiv:1201.1005 \[astro-ph.CO\]](#).
- [148] A. Fialkov, R. Barkana, E. Visbal, D. Tselikhovich, and C. M. Hirata, “The 21-cm signature of the first stars during the Lyman-Werner feedback era,” *Mon. Not. Roy. Astron. Soc.* **432**, 2909 (2013), [arXiv:1212.0513 \[astro-ph.CO\]](#).
- [149] A. Fialkov, R. Barkana, A. Pinhas, and E. Visbal, “Complete history of the observable 21-cm signal from the first stars during the pre-reionization era,” *Mon. Not. Roy. Astron. Soc.* **437**, 36 (2014), [arXiv:1306.2354 \[astro-ph.CO\]](#).
- [150] A. Fialkov, R. Barkana, and E. Visbal, “The observable signature of late heating of the Universe during cosmic reionization,” *Nature* **506**, 197 (2014), [arXiv:1402.0940 \[astro-ph.CO\]](#).
- [151] A. Fialkov and R. Barkana, “The rich complexity of 21-cm fluctuations produced by the first stars,” *Mon. Not. Roy. Astron. Soc.* **445**, 213–224 (2014), [arXiv:1409.3992 \[astro-ph.CO\]](#).
- [152] A. Fialkov, R. Barkana, and A. Cohen, “Reconstructing the nature of the first cosmic sources from the anisotropic 21-cm signal,” *Phys. Rev. Lett.* **114**, 101303 (2015), [arXiv:1502.02731 \[astro-ph.CO\]](#).
- [153] A. Cohen, A. Fialkov, and R. Barkana, “The 21-cm BAO signature of enriched low-mass galaxies during cosmic reionization,” *Mon. Not. Roy. Astron. Soc.* **459**,

- L90–L94 (2016), [arXiv:1508.04138 \[astro-ph.CO\]](#).
- [154] A. Fialkov, A. Cohen, R. Barkana, and J. Silk, “Constraining the redshifted 21-cm signal with the unresolved soft X-ray background,” *Mon. Not. Roy. Astron. Soc.* **464**, 3498–3508 (2017), [arXiv:1602.07322 \[astro-ph.CO\]](#).
- [155] A. Fialkov and R. Barkana, “Signature of Excess Radio Background in the 21-cm Global Signal and Power Spectrum,” *Mon. Not. Roy. Astron. Soc.* **486**, 1763–1773 (2019), [arXiv:1902.02438 \[astro-ph.CO\]](#).
- [156] I. Reis, A. Fialkov, and R. Barkana, “High-redshift radio galaxies: a potential new source of 21-cm fluctuations,” *Mon. Not. Roy. Astron. Soc.* **499**, 5993–6008 (2020), [arXiv:2008.04315 \[astro-ph.CO\]](#).
- [157] I. Reis, A. Fialkov, and R. Barkana, “The subtlety of Ly α photons: changing the expected range of the 21-cm signal,” *Mon. Not. Roy. Astron. Soc.* **506**, 5479–5493 (2021), [arXiv:2101.01777 \[astro-ph.CO\]](#).
- [158] I. Reis, R. Barkana, and A. Fialkov, “Shot noise and scatter in the star formation efficiency as a source of 21-cm fluctuations,” *Mon. Not. Roy. Astron. Soc.* **511**, 5265–5273 (2022), [arXiv:2106.13111 \[astro-ph.CO\]](#).
- [159] M. Magg, I. Reis, A. Fialkov, R. Barkana, R. S. Klessen, S. C. O. Glover, L.-H. Chen, T. Hartwig, and A. T. P. Schauer, “Effect of the cosmological transition to metal-enriched star formation on the hydrogen 21-cm signal,” *Mon. Not. Roy. Astron. Soc.* **514**, 4433–4449 (2022), [arXiv:2110.15948 \[astro-ph.CO\]](#).
- [160] T. Gessey-Jones, N. S. Sartorio, A. Fialkov, G. M. Mirouh, M. Magg, R. G. Izzard, E. d. L. Acedo, W. J. Handley, and R. Barkana, “Impact of the primordial stellar initial mass function on the 21-cm signal,” *Mon. Not. Roy. Astron. Soc.* **516**, 841–860 (2022), [arXiv:2202.02099 \[astro-ph.CO\]](#).
- [161] S. Sikder, R. Barkana, A. Fialkov, and I. Reis, “Strong 21-cm fluctuations and anisotropy due to the line-of-sight effect of radio galaxies at cosmic dawn,” *Mon. Not. Roy. Astron. Soc.* **527**, 10975–10985 (2023), [arXiv:2301.04585 \[astro-ph.CO\]](#).
- [162] T. Gessey-Jones, A. Fialkov, E. d. L. Acedo, W. J. Handley, and R. Barkana, “Signatures of cosmic ray heating in 21-cm observables,” *Mon. Not. Roy. Astron. Soc.* **526**, 4262–4284 (2023), [arXiv:2304.07201 \[astro-ph.CO\]](#).
- [163] S. Pochinda, T. Gessey-Jones, H. T. J. Bevins, A. Fialkov, S. Heimersheim, I. Abril-Cabezas, E. d. L. Acedo, S. Singh, S. Sikder, and R. Barkana, “Constraining the properties of Population III galaxies with multiwavelength observations,” *Mon. Not. Roy. Astron. Soc.* **531**, 1113–1132 (2024), [arXiv:2312.08095 \[astro-ph.CO\]](#).
- [164] J. B. Muñoz, “An Effective Model for the Cosmic-Dawn 21-cm Signal,” (2023), [10.1093/mnras/stad1512](#), [arXiv:2302.08506 \[astro-ph.CO\]](#).
- [165] H. A. G. Cruz, J. B. Munoz, N. Sabti, and M. Kamionkowski, “The First Billion Years in Seconds: An Effective Model for the 21-cm Signal with Population III Stars,” (2024), [arXiv:2407.18294 \[astro-ph.CO\]](#).
- [166] J. Mirocha, “Decoding the X-ray Properties of Pre-Reionization Era Sources,” *Mon. Not. Roy. Astron. Soc.* **443**, 1211–1223 (2014), [arXiv:1406.4120 \[astro-ph.GA\]](#).
- [167] J. Mirocha, S. R. Furlanetto, and G. Sun, “The global 21-cm signal in the context of the high- z galaxy luminosity function,” *Mon. Not. Roy. Astron. Soc.* **464**, 1365–1379 (2017), [arXiv:1607.00386 \[astro-ph.GA\]](#).
- [168] A. Schneider, T. Schaeffer, and S. K. Giri, “Cosmological forecast of the 21-cm power spectrum with the halo model of reionization,” *Phys. Rev. D* **108**, 043030 (2023), [arXiv:2302.06626 \[astro-ph.CO\]](#).
- [169] J. Flitter and E. D. Kovetz, “New tool for 21-cm cosmology. II. Investigating the effect of early linear fluctuations,” *Phys. Rev. D* **109**, 043513 (2024), [arXiv:2309.03948 \[astro-ph.CO\]](#).
- [170] D. Blas, J. Lesgourgues, and T. Tram, “The Cosmic Linear Anisotropy Solving System (CLASS) II: Approximation schemes,” *JCAP* **07**, 034 (2011), [arXiv:1104.2933 \[astro-ph.CO\]](#).
- [171] N. Aghanim *et al.* (Planck), “Planck 2018 results. VI. Cosmological parameters,” *Astron. Astrophys.* **641**, A6 (2020), [Erratum: *Astron. Astrophys.* 652, C4 (2021)], [arXiv:1807.06209 \[astro-ph.CO\]](#).
- [172] P. Montero-Camacho, Y. Li, and M. Cranmer, “Five parameters are all you need (in Λ CDM),” (2024), [arXiv:2405.13680 \[astro-ph.CO\]](#).
- [173] D. Baumann, *Cosmology* (Cambridge University Press, 2022).
- [174] S. Dodelson, *Modern Cosmology* (Academic Press, Amsterdam, 2003).
- [175] C. Feng and G. Holder, “Enhanced global signal of neutral hydrogen due to excess radiation at cosmic dawn,” *Astrophys. J. Lett.* **858**, L17 (2018), [arXiv:1802.07432 \[astro-ph.CO\]](#).
- [176] T. Venumadhav, L. Dai, A. Kaurov, and M. Zaldarriaga, “Heating of the intergalactic medium by the cosmic microwave background during cosmic dawn,” *Phys. Rev. D* **98**, 103513 (2018), [arXiv:1804.02406 \[astro-ph.CO\]](#).
- [177] C. M. Hirata, “Wouthuysen-Field coupling strength and application to high-redshift 21 cm radiation,” *Mon. Not. Roy. Astron. Soc.* **367**, 259–274 (2006), [arXiv:astro-ph/0507102](#).
- [178] P. J. E. Peebles, *Principles of Physical Cosmology* (Princeton University Press, 2020).
- [179] C.-P. Ma and E. Bertschinger, “Cosmological perturbation theory in the synchronous and conformal Newtonian gauges,” *Astrophys. J.* **455**, 7–25 (1995), [arXiv:astro-ph/9506072](#).
- [180] S. Seager, D. D. Sasselov, and D. Scott, “A new calculation of the recombination epoch,” *Astrophys. J. Lett.* **523**, L1–L5 (1999), [arXiv:astro-ph/9909275](#).
- [181] S. Seager, D. D. Sasselov, and D. Scott, “How exactly did the universe become neutral?” *Astrophys. J. Suppl.* **128**, 407–430 (2000), [arXiv:astro-ph/9912182](#).
- [182] R. Barkana and A. Loeb, “Probing the epoch of early baryonic infall through 21cm fluctuations,” *Mon. Not. Roy. Astron. Soc.* **363**, L36–L40 (2005), [arXiv:astro-ph/0502083](#).
- [183] S. Naoz and R. Barkana, “Growth of linear perturbations before the era of the first galaxies,” *Mon. Not. Roy. Astron. Soc.* **362**, 1047–1053 (2005), [arXiv:astro-ph/0503196](#).
- [184] Y. Ali-Haïmoud and C. M. Hirata, “HyRec: A fast and highly accurate primordial hydrogen and helium recombination code,” *Phys. Rev. D* **83**, 043513 (2011), [arXiv:1011.3758 \[astro-ph.CO\]](#).
- [185] N. Lee and Y. Ali-Haïmoud, “HYREC-2: a highly accurate sub-millisecond recombination code,” *Phys. Rev. D* **102**, 083517 (2020), [arXiv:2007.14114 \[astro-ph.CO\]](#).
- [186] M. Tegmark, J. Silk, M. J. Rees, A. Blanchard, T. Abel, and F. Palla, “How small were the first cosmological

- objects?” *Astrophys. J.* **474**, 1–12 (1997), [arXiv:astro-ph/9603007](#).
- [187] T. Abel, G. L. Bryan, and M. L. Norman, “The formation of the first star in the Universe,” *Science* **295**, 93 (2002), [arXiv:astro-ph/0112088](#).
- [188] V. Bromm and R. B. Larson, “The First stars,” *Ann. Rev. Astron. Astrophys.* **42**, 79–118 (2004), [arXiv:astro-ph/0311019](#).
- [189] Z. Haiman and G. L. Bryan, “Was Star-Formation Suppressed in High-Redshift Minihalos?” *Astrophys. J.* **650**, 7–11 (2006), [arXiv:astro-ph/0603541](#).
- [190] M. Trenti, “Population III Star Formation During and After the Reionization Epoch,” *AIP Conf. Proc.* **1294**, 134–137 (2010), [arXiv:1006.4434 \[astro-ph.CO\]](#).
- [191] H. Plombat and D. Puy, “21cm signal from Dark Ages collapsing halos with detailed molecular cooling treatment,” (2024), [arXiv:2404.08479 \[astro-ph.GA\]](#).
- [192] V. Springel and L. Hernquist, “The history of star formation in a Λ CDM universe,” *Mon. Not. Roy. Astron. Soc.* **339**, 312 (2003), [arXiv:astro-ph/0206395](#).
- [193] J. H. Wise and T. Abel, “Resolving the Formation of Protogalaxies. 3. Feedback from the First Stars,” *Astrophys. J.* **685**, 40 (2008), [arXiv:0710.3160 \[astro-ph\]](#).
- [194] A. H. Pawlik and J. Schaye, “Photo-heating and supernova feedback amplify each other’s effect on the cosmic star formation rate,” *Mon. Not. Roy. Astron. Soc.* **396**, 46 (2009), [arXiv:0812.2913 \[astro-ph\]](#).
- [195] L. Hui and N. Y. Gnedin, “Equation of state of the photoionized intergalactic medium,” *Mon. Not. Roy. Astron. Soc.* **292**, 27 (1997), [arXiv:astro-ph/9612232](#).
- [196] T. Okamoto, L. Gao, and T. Theuns, “Massloss of galaxies due to a UV-background,” *Mon. Not. Roy. Astron. Soc.* **390**, 920 (2008), [arXiv:0806.0378 \[astro-ph\]](#).
- [197] H. Katz *et al.*, “How to Quench a Dwarf Galaxy: The Impact of Inhomogeneous Reionization on Dwarf Galaxies and Cosmic Filaments,” *Mon. Not. Roy. Astron. Soc.* **494**, 2200–2220 (2020), [arXiv:1905.11414 \[astro-ph.GA\]](#).
- [198] Z. Haiman, M. J. Rees, and A. Loeb, “Destruction of molecular hydrogen during cosmological reionization,” *Astrophys. J.* **476**, 458 (1997), [arXiv:astro-ph/9608130](#).
- [199] M. R. Krumholz, “Star Formation in Atomic Gas,” *Astrophys. J.* **759**, 9 (2012), [arXiv:1208.1504 \[astro-ph.CO\]](#).
- [200] S. A. Wouthuysen, “On the excitation mechanism of the 21-cm (radio-frequency) interstellar hydrogen emission line.” *Astrophys. J.* **57**, 31–32 (1952).
- [201] G. B. Field, “Excitation of the Hydrogen 21-CM Line,” *Proceedings of the IRE* **46**, 240–250 (1958).
- [202] D. Tseliakhovich and C. Hirata, “Relative velocity of dark matter and baryonic fluids and the formation of the first structures,” *Phys. Rev. D* **82**, 083520 (2010), [arXiv:1005.2416 \[astro-ph.CO\]](#).
- [203] Y. Ali-Haïmoud, P. D. Meerburg, and S. Yuan, “New light on 21 cm intensity fluctuations from the dark ages,” *Phys. Rev. D* **89**, 083506 (2014), [arXiv:1312.4948 \[astro-ph.CO\]](#).
- [204] D. Tseliakhovich, R. Barkana, and C. Hirata, “Suppression and Spatial Variation of Early Galaxies and Minihalos,” *Mon. Not. Roy. Astron. Soc.* **418**, 906 (2011), [arXiv:1012.2574 \[astro-ph.CO\]](#).
- [205] N. Dalal, U.-L. Pen, and U. Seljak, “Large-scale BAO signatures of the smallest galaxies,” *JCAP* **11**, 007 (2010), [arXiv:1009.4704 \[astro-ph.CO\]](#).
- [206] A. Fialkov, R. Barkana, D. Tseliakhovich, and C. M. Hirata, “Impact of the Relative Motion between the Dark Matter and Baryons on the First Stars,” *Mon. Not. Roy. Astron. Soc.* **424**, 1335–1345 (2012), [arXiv:1110.2111 \[astro-ph.CO\]](#).
- [207] T. Greif, S. White, R. Klessen, and V. Springel, “The Delay of Population III Star Formation by Supersonic Streaming Velocities,” *Astrophys. J.* **736**, 147 (2011), [arXiv:1101.5493 \[astro-ph.CO\]](#).
- [208] A. Stacy, V. Bromm, and A. Loeb, “Effect of Streaming Motion of Baryons Relative to Dark Matter on the Formation of the First Stars,” *Astrophys. J. Lett.* **730**, L1 (2011), [arXiv:1011.4512 \[astro-ph.CO\]](#).
- [209] R. M. O’Leary and M. McQuinn, “The formation of the first cosmic structures and the physics of the $z \sim 20$ Universe,” *Astrophys. J.* **760**, 4 (2012), [arXiv:1204.1344 \[astro-ph.CO\]](#).
- [210] A. T. P. Schauer, S. C. O. Glover, R. S. Klessen, and D. Ceverino, “The Influence of Streaming Velocities on the Formation of the First Stars,” *Mon. Not. Roy. Astron. Soc.* **484**, 3510–3521 (2019), [arXiv:1811.12920 \[astro-ph.GA\]](#).
- [211] S. Hirano, N. Yoshida, Y. Sakurai, and M. S. Fujii, “Formation of the first star clusters and massive star binaries by fragmentation of filamentary primordial gas clouds,” *Astrophys. J.* **855**, 17 (2018), [arXiv:1711.07315 \[astro-ph.GA\]](#).
- [212] R. Barkana, “The Rise of the First Stars: Supersonic Streaming, Radiative Feedback, and 21-cm Cosmology,” *Phys. Rept.* **645**, 1–59 (2016), [arXiv:1605.04357 \[astro-ph.CO\]](#).
- [213] J. B. Muñoz, “Robust Velocity-induced Acoustic Oscillations at Cosmic Dawn,” *Phys. Rev. D* **100**, 063538 (2019), [arXiv:1904.07881 \[astro-ph.CO\]](#).
- [214] J. B. Muñoz, “Standard Ruler at Cosmic Dawn,” *Phys. Rev. Lett.* **123**, 131301 (2019), [arXiv:1904.07868 \[astro-ph.CO\]](#).
- [215] D. Sarkar and E. D. Kovetz, “Measuring the cosmic expansion rate using 21-cm velocity acoustic oscillations,” *Phys. Rev. D* **107**, 023524 (2023), [arXiv:2210.16853 \[astro-ph.CO\]](#).
- [216] X. Zhang, H. Lin, M. Zhang, B. Yue, Y. Gong, Y. Xu, and X. Chen, “Velocity Acoustic Oscillations on Cosmic Dawn 21 cm Power Spectrum as a Probe of Small-scale Density Fluctuations,” *Astrophys. J.* **964**, 62 (2024), [arXiv:2401.14234 \[astro-ph.CO\]](#).
- [217] D. Baumann, A. Nicolis, L. Senatore, and M. Zaldarriaga, “Cosmological Non-Linearities as an Effective Fluid,” *JCAP* **07**, 051 (2012), [arXiv:1004.2488 \[astro-ph.CO\]](#).
- [218] J. J. M. Carrasco, M. P. Hertzberg, and L. Senatore, “The Effective Field Theory of Cosmological Large Scale Structures,” *JHEP* **09**, 082 (2012), [arXiv:1206.2926 \[astro-ph.CO\]](#).
- [219] J. J. M. Carrasco, S. Foreman, D. Green, and L. Senatore, “The Effective Field Theory of Large Scale Structures at Two Loops,” *JCAP* **07**, 057 (2014), [arXiv:1310.0464 \[astro-ph.CO\]](#).
- [220] M. P. Hertzberg, “Effective field theory of dark matter and structure formation: Semianalytical results,” *Phys. Rev. D* **89**, 043521 (2014), [arXiv:1208.0839 \[astro-ph.CO\]](#).
- [221] R. A. Porto, L. Senatore, and M. Zaldarriaga, “The Lagrangian-space Effective Field Theory of Large Scale

- Structures,” *JCAP* **05**, 022 (2014), [arXiv:1311.2168 \[astro-ph.CO\]](#).
- [222] L. Senatore, “Bias in the Effective Field Theory of Large Scale Structures,” *JCAP* **11**, 007 (2015), [arXiv:1406.7843 \[astro-ph.CO\]](#).
- [223] L. Senatore and M. Zaldarriaga, “Redshift Space Distortions in the Effective Field Theory of Large Scale Structures,” (2014), [arXiv:1409.1225 \[astro-ph.CO\]](#).
- [224] T. Baldauf, L. Mercolli, and M. Zaldarriaga, “Effective field theory of large scale structure at two loops: The apparent scale dependence of the speed of sound,” *Phys. Rev. D* **92**, 123007 (2015), [arXiv:1507.02256 \[astro-ph.CO\]](#).
- [225] M. Crocce and R. Scoccimarro, “Renormalized cosmological perturbation theory,” *Phys. Rev. D* **73**, 063519 (2006), [arXiv:astro-ph/0509418](#).
- [226] F. Bernardeau, M. Crocce, and R. Scoccimarro, “Multi-Point Propagators in Cosmological Gravitational Instability,” *Phys. Rev. D* **78**, 103521 (2008), [arXiv:0806.2334 \[astro-ph\]](#).
- [227] F. Montesano, A. G. Sanchez, and S. Phleps, “A new model for the full shape of the large-scale power spectrum,” *Mon. Not. Roy. Astron. Soc.* **408**, 2397–2412 (2010), [arXiv:1007.0755 \[astro-ph.CO\]](#).
- [228] P. McDonald, “Dark matter clustering: a simple renormalization group approach,” *Phys. Rev. D* **75**, 043514 (2007), [arXiv:astro-ph/0606028](#).
- [229] A. Taruya and T. Hiramatsu, “A Closure Theory for Non-linear Evolution of Cosmological Power Spectra,” *Astrophys. J.* **674**, 617 (2008), [arXiv:0708.1367 \[astro-ph\]](#).
- [230] S. Matarrese and M. Pietroni, “Resumming Cosmic Perturbations,” *JCAP* **06**, 026 (2007), [arXiv:astro-ph/0703563](#).
- [231] M. Pietroni, “Flowing with Time: a New Approach to Nonlinear Cosmological Perturbations,” *JCAP* **10**, 036 (2008), [arXiv:0806.0971 \[astro-ph\]](#).
- [232] D. Blas, M. Garny, M. M. Ivanov, and S. Sibiryakov, “Time-Sliced Perturbation Theory for Large Scale Structure I: General Formalism,” *JCAP* **07**, 052 (2016), [arXiv:1512.05807 \[astro-ph.CO\]](#).
- [233] J. L. Friedman and B. F. Schutz, “Lagrangian perturbation theory of nonrelativistic fluids,” *Astrophys. J.* **221**, 937–957 (1978).
- [234] T. Buchert, “A class of solutions in Newtonian cosmology and the pancake theory,” *Astron. Astrophys.* **223**, 9–24 (1989).
- [235] F. Moutarde, J. M. Alimi, F. R. Bouchet, R. Pelat, and A. Ramani, “Precollapse scale invariance in gravitational instability,” *Astrophys. J.* **382** (1991), [10.1086/170728](#).
- [236] T. Buchert, “Lagrangian theory of gravitational instability of Friedman-Lemaitre cosmologies and the ‘Zel’dovich approximation’,” *Mon. Not. Roy. Astron. Soc.* **254**, 729–737 (1992).
- [237] T. Buchert, “Lagrangian perturbation theory - A key-model for large-scale structure,” *Astron. Astrophys.* **267**, L51–L54 (1993).
- [238] F. R. Bouchet, S. Colombi, E. Hivon, and R. Juszkiewicz, “Perturbative Lagrangian approach to gravitational instability,” *Astron. Astrophys.* **296**, 575 (1995), [arXiv:astro-ph/9406013](#).
- [239] E. Hivon, F. R. Bouchet, S. Colombi, and R. Juszkiewicz, “Redshift distortions of clustering: A Lagrangian approach,” *Astron. Astrophys.* **298**, 643–660 (1995), [arXiv:astro-ph/9407049](#).
- [240] T. Buchert, “Lagrangian perturbation approach to the formation of large scale structure,” in *International School of Physics, ‘Enrico Fermi’, Course 132: Dark Matter in the Universe* (1995) pp. 543–564, [arXiv:astro-ph/9509005](#).
- [241] T. Tatekawa, “Lagrangian perturbation theory in Newtonian cosmology,” *Recent Res. Devel. Phys.* **2**, 1–26 (2005), [arXiv:astro-ph/0412025](#).
- [242] T. Matsubara, “Nonlinear perturbation theory with halo bias and redshift-space distortions via the Lagrangian picture,” *Phys. Rev. D* **78**, 083519 (2008), [Erratum: *Phys.Rev.D* 78, 109901 (2008)], [arXiv:0807.1733 \[astro-ph\]](#).
- [243] J. Carlson, M. White, and N. Padmanabhan, “A critical look at cosmological perturbation theory techniques,” *Phys. Rev. D* **80**, 043531 (2009), [arXiv:0905.0479 \[astro-ph.CO\]](#).
- [244] V. Zheligovsky and U. Frisch, “Time-analyticity of Lagrangian particle trajectories in ideal fluid flow,” *J. Fluid Mech.* **749**, 404 (2014), [arXiv:1312.6320 \[math.AP\]](#).
- [245] A. Schneider, S. K. Giri, and J. Mirocha, “Halo model approach for the 21-cm power spectrum at cosmic dawn,” *Phys. Rev. D* **103**, 083025 (2021), [arXiv:2011.12308 \[astro-ph.CO\]](#).
- [246] Z. Lukic, K. Heitmann, S. Habib, S. Bashinsky, and P. M. Ricker, “The Halo Mass Function: High Redshift Evolution and Universality,” *Astrophys. J.* **671**, 1160–1181 (2007), [arXiv:astro-ph/0702360](#).
- [247] W. H. Press and P. Schechter, “Formation of galaxies and clusters of galaxies by self-similar gravitational condensation,” *Astrophys. J.* **187**, 425–438 (1974).
- [248] R. K. Sheth and G. Tormen, “Large scale bias and the peak background split,” *Mon. Not. Roy. Astron. Soc.* **308**, 119 (1999), [arXiv:astro-ph/9901122](#).
- [249] R. K. Sheth, H. J. Mo, and G. Tormen, “Ellipsoidal collapse and an improved model for the number and spatial distribution of dark matter haloes,” *Mon. Not. Roy. Astron. Soc.* **323**, 1 (2001), [arXiv:astro-ph/9907024](#).
- [250] R. K. Sheth and G. Tormen, “An Excursion Set Model of Hierarchical Clustering : Ellipsoidal Collapse and the Moving Barrier,” *Mon. Not. Roy. Astron. Soc.* **329**, 61 (2002), [arXiv:astro-ph/0105113](#).
- [251] A. Jenkins, C. S. Frenk, S. D. M. White, J. M. Colberg, S. Cole, A. E. Evrard, H. M. P. Couchman, and N. Yoshida, “The Mass function of dark matter halos,” *Mon. Not. Roy. Astron. Soc.* **321**, 372 (2001), [arXiv:astro-ph/0005260](#).
- [252] M. S. Warren, K. Abazajian, D. E. Holz, and L. Teodoro, “Precision determination of the mass function of dark matter halos,” *Astrophys. J.* **646**, 881–885 (2006), [arXiv:astro-ph/0506395](#).
- [253] D. Reed, R. Bower, C. Frenk, A. Jenkins, and T. Theuns, “The halo mass function from the dark ages through the present day,” *Mon. Not. Roy. Astron. Soc.* **374**, 2–15 (2007), [arXiv:astro-ph/0607150](#).
- [254] J. L. Tinker, A. V. Kravtsov, A. Klypin, K. Abazajian, M. S. Warren, G. Yepes, S. Gottlober, and D. E. Holz, “Toward a halo mass function for precision cosmology: The Limits of universality,” *Astrophys. J.* **688**, 709–728 (2008), [arXiv:0803.2706 \[astro-ph\]](#).
- [255] W. A. Watson, I. T. Iliev, A. D’Aloisio, A. Knebe,

- P. R. Shapiro, and G. Yepes, “The halo mass function through the cosmic ages,” *Mon. Not. Roy. Astron. Soc.* **433**, 1230 (2013), arXiv:1212.0095 [astro-ph.CO].
- [256] J. R. Bond, S. Cole, G. Efstathiou, and N. Kaiser, “Excursion set mass functions for hierarchical Gaussian fluctuations,” *Astrophys. J.* **379**, 440 (1991).
- [257] O. Zahn, A. Mesinger, M. McQuinn, H. Trac, R. Cen, and L. E. Hernquist, “Comparison Of Reionization Models: Radiative Transfer Simulations And Approximate, Semi-Numeric Models,” *Mon. Not. Roy. Astron. Soc.* **414**, 727 (2011), arXiv:1003.3455 [astro-ph.CO].
- [258] A. Lidz, E. J. Baxter, P. Adshead, and S. Dodelson, “Primordial Non-Gaussianity and Reionization,” *Phys. Rev. D* **88**, 023534 (2013), arXiv:1304.8049 [astro-ph.CO].
- [259] I. Nikolić, A. Mesinger, J. E. Davies, and D. Prelogović, “The importance of stochasticity in determining galaxy emissivities and UV LFs during cosmic dawn and reionization,” (2024), arXiv:2406.15237 [astro-ph.CO].
- [260] B. Semelin, R. Mériot, F. Mertens, L. V. E. Koopmans, D. Aubert, R. Barkana, A. Fialkov, S. Munshi, and P. Ocvirk, “Accurate modelling of the Lyman- α coupling for the 21-cm signal, observability with NenuFAR, and SKA,” *Astron. Astrophys.* **672**, A162 (2023), arXiv:2301.13178 [astro-ph.CO].
- [261] J. P. Gardner *et al.*, “The James Webb Space Telescope,” *Space Sci. Rev.* **123**, 485 (2006), arXiv:astro-ph/0606175.
- [262] J. Mirocha and S. R. Furlanetto, “What does the first highly-redshifted 21-cm detection tell us about early galaxies?” *Mon. Not. Roy. Astron. Soc.* **483**, 1980–1992 (2019), arXiv:1803.03272 [astro-ph.GA].
- [263] Y. Harikane, M. Ouchi, M. Oguri, Y. Ono, K. Nakajima, Y. Isobe, H. Umeda, K. Mawatari, and Y. Zhang, “A Comprehensive Study of Galaxies at $z \sim 9$ –16 Found in the Early JWST Data: Ultraviolet Luminosity Functions and Cosmic Star Formation History at the Pre-reionization Epoch,” *Astrophys. J. Suppl.* **265** (2023), 10.3847/1538-4365/aca9, arXiv:2208.01612 [astro-ph.GA].
- [264] R. P. Naidu *et al.*, “Two Remarkably Luminous Galaxy Candidates at $z \approx 10$ –12 Revealed by JWST,” *Astrophys. J. Lett.* **940**, L14 (2022), arXiv:2207.09434 [astro-ph.GA].
- [265] M. Castellano *et al.*, “Early Results from GLASS-JWST. III. Galaxy Candidates at z 9–15,” *Astrophys. J.* **938**, L15 (2022), arXiv:2207.09436 [astro-ph.GA].
- [266] N. J. Adams, C. J. Conselice, L. Ferreira, D. Austin, J. A. A. Trussler, I. Juodžbalis, S. M. Wilkins, J. Caruana, P. Dayal, A. Verma, and A. P. Vijayan, “Discovery and properties of ultra-high redshift galaxies ($9 \leq z \leq 12$) in the JWST ERO SMACS 0723 Field,” *Mon. Not. Roy. Astron. Soc.* **518**, 4755–4766 (2023), arXiv:2207.11217 [astro-ph.GA].
- [267] H. Yan, Z. Ma, C. Ling, C. Cheng, and J.-S. Huang, “First Batch of $z \approx 11$ –20 Candidate Objects Revealed by the James Webb Space Telescope Early Release Observations on SMACS 0723-73,” *Astrophys. J. Lett.* **942**, L9 (2023), arXiv:2207.11558 [astro-ph.GA].
- [268] S. Hassan *et al.*, “JWST Constraints on the UV Luminosity Density at Cosmic Dawn: Implications for 21 cm Cosmology,” *Astrophys. J. Lett.* **958**, L3 (2023), arXiv:2305.02703 [astro-ph.CO].
- [269] Y. B. Zel’dovich, “Gravitational instability: An approximate theory for large density perturbations.” *Astron. Astrophys.* **5**, 84–89 (1970).
- [270] M. White, “The Zel’dovich approximation,” *Mon. Not. Roy. Astron. Soc.* **439**, 3630–3640 (2014), arXiv:1401.5466 [astro-ph.CO].
- [271] J. Hidding, S. F. Shandarin, and R. van de Weygaert, “The Zel’dovich approximation: key to understanding cosmic web complexity,” *Mon. Not. Roy. Astron. Soc.* **437**, 3442–3472 (2014), arXiv:1311.7134 [astro-ph.CO].
- [272] G. Efstathiou, M. Davis, S. D. M. White, and C. S. Frenk, “Numerical techniques for large cosmological N-body simulations,” *Astrophys. J.* **57**, 241–260 (1985).
- [273] E. Sirko, “Initial conditions to cosmological N-body simulations, or how to run an ensemble of simulations,” *Astrophys. J.* **634**, 728–743 (2005), arXiv:astro-ph/0503106.
- [274] A. Mesinger and S. Furlanetto, “Efficient Simulations of Early Structure Formation and Reionization,” *Astrophys. J.* **669**, 663 (2007), arXiv:0704.0946 [astro-ph].
- [275] R. Scoccimarro, “Transients from initial conditions: a perturbative analysis,” *Mon. Not. Roy. Astron. Soc.* **299**, 1097 (1998), arXiv:astro-ph/9711187.