

gSeaGen code by KM3NeT: an efficient tool to propagate muons simulated with CORSIKA

S. Aiello^a, A. Albert^{b,bb}, A. R. Alhebsi^c, M. Alshamsi^d, S. Alves Garre^e, A. Ambrosone^{g,f}, F. Ameli^h, M. Andreiⁱ, L. Aphetche^j, M. Ardid^k, S. Ardid^k, H. Atmani^l, J. Aublin^m, F. Badaracco^{o,n}, L. Bailly-Salins^p, Z. Bardačová^{r,q}, B. Baret^m, A. Bariego-Quintana^e, Y. Becherini^m, M. Bendahman^f, F. Benfenati^{t,s}, M. Benhassi^{u,f}, M. Bennani^v, D. M. Benoit^w, E. Berbee^x, V. Bertin^d, S. Biagi^y, M. Boettcher^z, D. Bonanno^y, A. B. Bouasla^{bc}, J. Boumaaza^l, M. Bouta^d, M. Bouwhuis^x, C. Bozza^{aa,f}, R. M. Bozza^{g,f}, H. Brânzaș^{ab}, F. Bretaudeau^j, M. Breuhaus^d, R. Bruijn^{ac,x}, J. Brunner^d, R. Bruno^a, E. Buis^{ad,x}, R. Buompane^{u,f}, J. Busto^d, B. Caiffi^o, D. Calvo^e, A. Capone^{h,ae}, F. Carenini^{t,s}, V. Carretero^{ac,x}, T. Cartraud^m, P. Castaldi^{af,s}, V. Cecchini^e, S. Celli^{h,ae}, L. Cerisy^d, M. Chabab^{ag}, A. Chen^{ah}, S. Cherubini^{ai,y}, T. Chiarusi^s, M. Circella^{aj}, R. Cocimano^y, J. A. B. Coelho^m, A. Coleiro^m, A. Condorelli^{g,f}, R. Coniglione^y, P. Coyle^d, A. Creusot^m, G. Cuttone^y, R. Dallier^j, A. De Benedittis^f, B. De Martino^d, G. De Wasseige^{ak}, V. Decoene^j, I. Del Rosso^{t,s}, L. S. Di Mauro^y, I. Di Palma^{h,ae}, A. F. Díaz^{al}, D. Diego-Tortosa^y, C. Distefano^y, A. Domi^{am}, C. Donzaud^m, D. Dornic^d, E. Drakopoulou^{an}, D. Drouhin^{b,bb}, J.-G. Ducoin^d, R. Dvornický^r, T. Eberl^{am}, E. Eckerová^{t,q}, A. Eddymaoui^l, T. van Eeden^x, M. Eff^m, D. van Eijk^x, I. El Bojaddaini^{ao}, S. El Hedri^m, V. Ellajosyula^{o,n}, A. Enzenhöfer^d, G. Ferrara^y, M. D. Filipović^{ap}, F. Filippini^{t,s}, D. Franciotti^y, L. A. Fusco^{aa,f}, S. Gagliardini^{ae,h}, T. Gal^{am}, J. García Méndez^k, A. Garcia Soto^e, C. Gatiús Oliver^x, N. Geißelbrecht^{am}, E. Genton^{ak}, H. Ghaddari^{ao}, L. Gialanella^{u,f}, B. K. Gibson^w, E. Giorgio^y, I. Goos^m, P. Goswami^m, S. R. Gozzini^e, R. Gracia^{am}, C. Guidi^{n,o}, B. Guillon^p, M. Gutiérrez^{aq}, C. Haack^{am}, H. van Haren^{ar}, A. Heijboer^x, L. Hennig^{am}, J. J. Hernández-Rey^e, W. Idrissi Ibnsalih^f, G. Illuminati^{t,s}, D. Joly^d, M. de Jong^{as,x}, P. de Jong^{ac,x}, B. J. Jung^x, P. Kalaczyński^{be,*}, G. Kistauri^{au,at}, C. Kopper^{am}, A. Kouchner^{av,m}, Y. Y. Kovalev^{aw}, V. Kueviakoe^x, V. Kulikovskiy^o, R. Kvatadze^{au}, M. Labalme^p, R. Lahmann^{am}, M. Lamoureux^{ak}, G. Larosa^y, C. Lastoria^p, A. Lazo^e, S. Le Stum^d, G. Lehaut^p, V. Lemaître^{ak}, E. Leonora^a, N. Lessing^e, G. Levi^{t,s}, M. Lindsey Clark^m, F. Longhitano^a, F. Magnani^d, J. Majumdar^x, L. Malerba^{o,n}, F. Mamedov^q, J. Mańczak^e, A. Manfreda^f, M. Marconi^{n,o}, A. Margiotta^{t,s}, A. Marinelli^{g,f}, C. Markou^{an}, L. Martin^j, M. Mastrodicasa^{ae,h}, S. Mastroianni^f, J. Mauro^{ak}, G. Miele^{g,f}, P. Migliozzi^f, E. Migneco^y, M. L. Mitsou^{u,f}, C. M. Mollo^f, L. Morales-Gallegos^{u,f}, A. Moussa^{ao}, I. Mozun Mateo^p, R. Müller^s, M. R. Musone^{u,f}, M. Musumeci^y, S. Navas^{aq}, A. Nayerhoda^{aj}, C. A. Nicolau^h, B. Nkosi^{ah}, B. Ó Fearraigh^o, V. Oliviero^{g,f}, A. Orlando^y, E. Oukacha^m, D. Paesani^y, J. Palacios González^e, G. Papalashvili^{aj,at}, V. Parisi^{n,o}, E. J. Pastor Gomez^e, C. Pastore^{aj}, A. M. Păun^{ab}, G. E. Pāvālaš^{ab}, S. Peña Martínez^m, M. Perrin-Terrin^d, V. Pestel^p, R. Pestes^m, P. Piattelli^y, A. Plavin^{aw,bd}, C. Poirè^{aa,f}, V. Popa^{ab}, T. Pradier^b, J. Prado^e, S. Pulvirenti^y, C. A. Quiroz-Rangel^k, N. Randazzo^a, S. Razzaque^{ax}, I. C. Rea^f, D. Real^e, G. Riccobene^y, J. Robinson^z, A. Romanov^{n,o,p}, E. Ros^{aw}, A. Šaina^e, F. Salesa Greus^e, D. F. E. Samtleben^{as,x}, A. Sánchez Losa^e, S. Sanfilippo^y, M. Sanguineti^{n,o}, D. Santonocito^y, P. Sapienza^y, J. Schnabel^{am}, J. Schumann^{am}, H. M. Schutte^z, J. Seneca^x, I. Sgura^{aj}, R. Shanidze^{at}, A. Sharma^m, Y. Shitov^q, F. Šimković^r,

*corresponding author

Email address: pkalaczyński@km3net.de (P. Kalaczyński)

A. Simonelli^f, A. Sinopoulou^a, B. Spisso^f, M. Spurio^{t,s}, D. Stavropoulos^{an}, I. Štekl^q,
 S. M. Stellacci^f, M. Taiuti^{n,o}, Y. Tayalati^{l,ay}, H. Thiersen^z, S. Thoudam^c,
 I. Tosta e Melo^{a,ai}, B. Trocme^m, V. Tsourapis^{an}, A. Tudorache^{h,ae}, E. Tzamariudaki^{an},
 A. Ukleja^{az}, A. Vacheret^p, V. Valsecchi^y, V. Van Elewyck^{av,m}, G. Vannoye^d,
 G. Vasileiadis^{ba}, F. Vazquez de Sola^x, A. Veutro^{h,ae}, S. Viola^y, D. Vivolo^{u,f}, A. van
 Vliet^c, E. de Wolf^{ac,x}, I. Lhenry-Yvon^m, S. Zavatarelli^o, A. Zegarelli^{h,ae}, D. Zito^y,
 J. D. Zornoza^e, J. Zúñiga^e, N. Zywucka^z

^aINFN, Sezione di Catania, (INFN-CT) Via Santa Sofia 64, Catania, 95123 Italy

^bUniversité de Strasbourg, CNRS, IPHC UMR 7178, F-67000 Strasbourg, France

^cKhalifa University, Department of Physics, PO Box 127788, Abu Dhabi, 0000 United Arab Emirates

^dAix Marseille Univ, CNRS/IN2P3, CPPM, Marseille, France

^eIFIC - Instituto de Física Corpuscular (CSIC - Universitat de València), c/Catedrático José Beltrán,
 2, 46980 Paterna, Valencia, Spain

^fINFN, Sezione di Napoli, Complesso Universitario di Monte S. Angelo, Via Cintia ed. G, Napoli,
 80126 Italy

^gUniversità di Napoli “Federico II”, Dip. Scienze Fisiche “E. Pancini”, Complesso Universitario di
 Monte S. Angelo, Via Cintia ed. G, Napoli, 80126 Italy

^hINFN, Sezione di Roma, Piazzale Aldo Moro 2, Roma, 00185 Italy

ⁱUniversitat Politècnica de Catalunya, Laboratori d’Aplicacions Bioacústiques, Centre Tecnològic de
 Vilanova i la Geltrú, Avda. Rambla Exposició, s/n, Vilanova i la Geltrú, 08800 Spain

^jSubatech, IMT Atlantique, IN2P3-CNRS, Nantes Université, 4 rue Alfred Kastler - La Chantrerie,
 Nantes, BP 20722 44307 France

^kUniversitat Politècnica de València, Instituto de Investigación para la Gestión Integrada de las Zonas
 Costeras, C/ Paranimf, 1, Gandia, 46730 Spain

^lUniversity Mohammed V in Rabat, Faculty of Sciences, 4 av. Ibn Battouta, B.P. 1014, R.P. 10000
 Rabat, Morocco

^mUniversité Paris Cité, CNRS, Astroparticule et Cosmologie, F-75013 Paris, France

ⁿUniversità di Genova, Via Dodecaneso 33, Genova, 16146 Italy

^oINFN, Sezione di Genova, Via Dodecaneso 33, Genova, 16146 Italy

^pLPC CAEN, Normandie Univ, ENSICAEN, UNICAEN, CNRS/IN2P3, 6 boulevard Maréchal Juin,
 Caen, 14050 France

^qCzech Technical University in Prague, Institute of Experimental and Applied Physics, Husova 240/5,
 Prague, 110 00 Czech Republic

^rComenius University in Bratislava, Department of Nuclear Physics and Biophysics, Mlynska dolina
 F1, Bratislava, 842 48 Slovak Republic

^sINFN, Sezione di Bologna, v.le C. Berti-Pichat, 6/2, Bologna, 40127 Italy

^tUniversità di Bologna, Dipartimento di Fisica e Astronomia, v.le C. Berti-Pichat, 6/2, Bologna, 40127
 Italy

^uUniversità degli Studi della Campania “Luigi Vanvitelli”, Dipartimento di Matematica e Fisica, viale
 Lincoln 5, Caserta, 81100 Italy

^vLPC, Campus des Cézeaux 24, avenue des Landais BP 80026, Aubière Cedex, 63171 France

^wE. A. Milne Centre for Astrophysics, University of Hull, Hull, HU6 7RX, United Kingdom

^xNikhef, National Institute for Subatomic Physics, PO Box 41882, Amsterdam, 1009 DB Netherlands

^yINFN, Laboratori Nazionali del Sud, (LNS) Via S. Sofia 62, Catania, 95123 Italy

^zNorth-West University, Centre for Space Research, Private Bag X6001, Potchefstroom, 2520 South
 Africa

^{aa}Università di Salerno e INFN Gruppo Collegato di Salerno, Dipartimento di Fisica, Via Giovanni
 Paolo II 132, Fisciano, 84084 Italy

^{ab}ISS, Atomistilor 409, Măgurele, RO-077125 Romania

^{ac}University of Amsterdam, Institute of Physics/IHEF, PO Box 94216, Amsterdam, 1090 GE
 Netherlands

^{ad}TNO, Technical Sciences, PO Box 155, Delft, 2600 AD Netherlands

^{ae}Università La Sapienza, Dipartimento di Fisica, Piazzale Aldo Moro 2, Roma, 00185 Italy

^{af}Università di Bologna, Dipartimento di Ingegneria dell’Energia Elettrica e dell’Informazione
 “Guglielmo Marconi”, Via dell’Università 50, Cesena, 47521 Italia

- ^{ag}*Cadi Ayyad University, Physics Department, Faculty of Science Semlalia, Av. My Abdellah, P.O.B. 2390, Marrakech, 40000 Morocco*
- ^{ah}*University of the Witwatersrand, School of Physics, Private Bag 3, Johannesburg, Wits 2050 South Africa*
- ^{ai}*Università di Catania, Dipartimento di Fisica e Astronomia "Ettore Majorana", (INFN-CT) Via Santa Sofia 64, Catania, 95123 Italy*
- ^{aj}*INFN, Sezione di Bari, via Orabona, 4, Bari, 70125 Italy*
- ^{ak}*UCLouvain, Centre for Cosmology, Particle Physics and Phenomenology, Chemin du Cyclotron, 2, Louvain-la-Neuve, 1348 Belgium*
- ^{al}*University of Granada, Department of Computer Engineering, Automation and Robotics / CITIC, 18071 Granada, Spain*
- ^{am}*Friedrich-Alexander-Universität Erlangen-Nürnberg (FAU), Erlangen Centre for Astroparticle Physics, Nikolaus-Fiebiger-Straße 2, 91058 Erlangen, Germany*
- ^{an}*NCSR Demokritos, Institute of Nuclear and Particle Physics, Ag. Paraskevi Attikis, Athens, 15310 Greece*
- ^{ao}*University Mohammed I, Faculty of Sciences, BV Mohammed VI, B.P. 717, R.P. 60000 Oujda, Morocco*
- ^{ap}*Western Sydney University, School of Computing, Engineering and Mathematics, Locked Bag 1797, Penrith, NSW 2751 Australia*
- ^{aq}*University of Granada, Dpto. de Física Teórica y del Cosmos & C.A.F.P.E., 18071 Granada, Spain*
- ^{ar}*NIOZ (Royal Netherlands Institute for Sea Research), PO Box 59, Den Burg, Texel, 1790 AB, the Netherlands*
- ^{as}*Leiden University, Leiden Institute of Physics, PO Box 9504, Leiden, 2300 RA Netherlands*
- ^{at}*Tbilisi State University, Department of Physics, 3, Chavchavadze Ave., Tbilisi, 0179 Georgia*
- ^{au}*The University of Georgia, Institute of Physics, Kostava str. 77, Tbilisi, 0171 Georgia*
- ^{av}*Institut Universitaire de France, 1 rue Descartes, Paris, 75005 France*
- ^{aw}*Max-Planck-Institut für Radioastronomie, Auf dem Hügel 69, 53121 Bonn, Germany*
- ^{ax}*University of Johannesburg, Department Physics, PO Box 524, Auckland Park, 2006 South Africa*
- ^{ay}*Mohammed VI Polytechnic University, Institute of Applied Physics, Lot 660, Hay Moulay Rachid, Ben Guerir, 43150 Morocco*
- ^{az}*National Centre for Nuclear Research, 02-093 Warsaw, Poland*
- ^{ba}*Laboratoire Univers et Particules de Montpellier, Place Eugène Bataillon - CC 72, Montpellier Cédex 05, 34095 France*
- ^{bb}*Université de Haute Alsace, rue des Frères Lumière, 68093 Mulhouse Cedex, France*
- ^{bc}*Université Badji Mokhtar, Département de Physique, Faculté des Sciences, Laboratoire de Physique des Rayonnements, B. P. 12, Annaba, 23000 Algeria*
- ^{bd}*Harvard University, Black Hole Initiative, 20 Garden Street, Cambridge, MA 02138 USA*
- ^{be}*AstroCeNT, Nicolaus Copernicus Astronomical Center, Polish Academy of Sciences, Rektorska 4, 00-614 Warsaw, Poland*
- ^{bf}*Center of Excellence in Artificial Intelligence, AGH University of Krakow, Al. Mickiewicza 30, 30-059 Krakow, Poland*

Abstract

The KM3NeT Collaboration has tackled a common challenge faced by the astroparticle physics community, namely adapting the experiment-specific simulation software to work with the CORSIKA air shower simulation output. The proposed solution is an extension of the open-source code gSeaGen, allowing for the transport of muons generated by CORSIKA to a detector of any size at an arbitrary depth. The gSeaGen code was not only extended in terms of functionalities but also underwent a thorough redesign of the muon propagation routine, resulting in a more accurate and efficient simulation. This paper presents the capabilities of the new gSeaGen code as well as prospects for further developments.

1. Introduction

Since the introduction of the CORSIKA air shower simulation software [1], various underground and underwater experiments have been investing efforts into transporting the output particles from the ground/sea level down to their detectors. The KM3NeT Collaboration utilises a dedicated software, gSeaGen, to solve the problem of transporting particles produced with the GENIE MC generator [2] from the interaction vertex to the detector. gSeaGen is an open-source software that can be accessed from the public GitLab repository [3] or Zenodo record [4]. Its features are explained in more detail in [5]. This paper describes the modifications made to gSeaGen to read the CORSIKA binary output files and track potentially interesting particles, namely high-energy atmospheric muons¹, from the sea level to the deep sea. The new functionalities are of high importance for the KM3NeT neutrino telescopes: KM3NeT/ARCA, devoted to the detection of high-energy neutrinos from astrophysical sources, and KM3NeT/ORCA, dedicated to the measurement of the neutrino mass ordering and oscillation parameters with atmospheric neutrinos [6]. The new features and improvements are presented in the following sections.

2. Detector positioning

The KM3NeT neutrino telescopes are arrays of optical sensors installed deep under the sea surface. Their geometrical layout was optimised according to their main scientific goals. For simulation purposes, the sensitive volume of each telescope can be defined as a virtual cylindrical region around the strings carrying the optical sensors, called the “can”. The concept of a “can” in the context of underwater neutrino telescopes is explained in more detail in [7, 8]. The size of the can is defined by its height and radius. The user can adjust both parameters which, depending on the context, may take into account the lateral distance of muons in a bundle or the optical properties of the deep-sea site. The main novelty introduced with the modified gSeaGen code is the possibility to read and track CORSIKA muons from the sea level to the can. Moreover, the bottom of the can is no longer fixed at the seabed and can be placed in a different position (see Fig. 1). This feature makes the code more flexible and allows for a more accurate simulation of the detector geometry.

¹Currently, atmospheric neutrinos and other secondary particles simulated by CORSIKA are not transported.

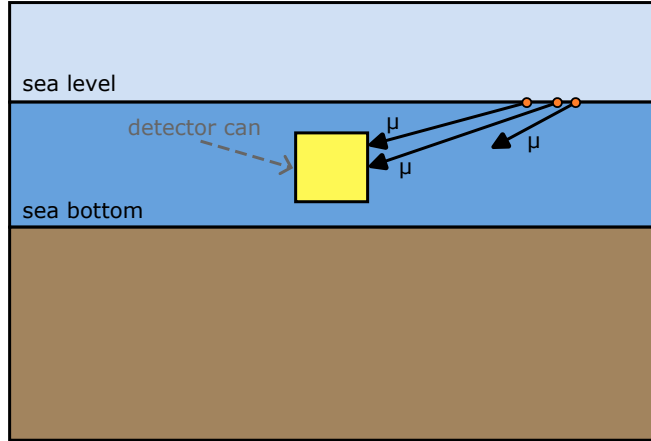


Figure 1: Sketch of the new geometry in gSeaGen, with an example of a multi-muon CORSIKA event, with two muons reaching the can and one stopping in seawater. The curvature of the Earth has been neglected in this drawing, however it is explicitly handled by the gSeaGen code, as detailed in Sec. [Appendix A.2](#)

The media for particle propagation in gSeaGen are not limited to seawater and rock, which are the KM3NeT default. Different rock, ice, and water types with variable optical properties can be used, as indicated in [5]. This allows for the adaptation of the gSeaGen geometry to several existing or planned experiments, in particular: IceCube [9], ANTARES [10], Baikal-GVD [11], Super-Kamiokande [12], Hyper-Kamiokande [13], P-ONE [14], TRIDENT [15], HUNT [16] and NEON [17].

3. Processing of CORSIKA

The command to pass a CORSIKA binary file to gSeaGen is:

```
1 gSeaNuEvGen -f "BIN:$DIR/DAT$RUN"
```

This invokes a dedicated CORSIKA file driver *GSeaCORSIKAFileFlux.cxx*, developed from the *readcorsika.cpp* script, distributed together with CORSIKA.

3.1. Track information

Properties of particles are stored in track objects in gSeaGen. To preserve the mother-daughter relation between the particles in the gSeaGen processing, three track categories have been introduced:

1. Mother — mother particle, which created the muon by decaying or interacting.
2. Grandmother — grandmother particle, which created the mother particle by decaying or interacting.
3. Muaddi — muon at production point.

The hadronic and electromagnetic (EM) generation counters available from CORSIKA are saved as follows:

- grandmother track: EM generation counter of the mother particle,
- mother track: hadronic generation counter of the mother particle,
- muaddi track: hadronic generation counter of the muon,

- muon track: extended EM generation counter of the muon.

Table 1: Summary of the information stored for each of the track categories. The definition of each category is given in the text. N/A represents information which is not available from CORSIKA. In the table, only muon tracks are indicated on the bottom, since currently gSeaGen only propagates muons from CORSIKA. Propagation of other secondary particles produced by CORSIKA is not yet supported. ID is the particle identification number converted to the PDG numbering scheme [18], t is the time and l is the travelled distance. The abbreviation `obslev` stands for the observation level (specified in CORSIKA), which in the case of the KM3NeT experiment is the sea level. The `status` field is described in Sec. 3.1.1 and `counter` is the hadronic or electromagnetic interaction counter, used in CORSIKA.

Track	x	y	z	$\frac{p_x}{p}$	$\frac{p_y}{p}$	$\frac{p_z}{p}$	E	t	ID	l	E_{loss}	status	counter
primary	0	0	✓	✓	✓	✓	✓	0	✓	0	N/A	200	N/A
muaddi	✓	✓	✓	✓	✓	✓	✓	N/A	±13	N/A	N/A	-21	✓
grandmother	✓	✓	✓	✓	✓	✓	✓	N/A	✓	N/A	N/A	✓	✓
mother	✓	✓	✓	✓	✓	✓	✓	N/A	✓	N/A	N/A	✓	✓
muon	✓	✓	=obslev	✓	✓	✓	✓	✓	±13	✓	✓	✓	✓

For further details on how the counters relate to each other and how they are incremented, see [19].

As reported in Tab. 1, each track has a corresponding ID. Most of the particle IDs are simply converted from CORSIKA to the PDG numbering scheme [18]. There are several exceptions where the CORSIKA ID has no PDG counterpart. In such cases, a related PDG ID is used and a special `status` value is assigned to avoid ambiguity, as shown in Tab. 2.

Table 2: Summary of CORSIKA-specific IDs and their assigned PDG IDs and statuses.

CORSIKA ID	description	PDG ID	status
71	$\eta \rightarrow 2\gamma$	221	24
72	$\eta \rightarrow 3\pi^0$	221	25
73	$\eta \rightarrow \pi^+\pi^-\pi^0$	221	26
74	$\eta \rightarrow \pi^+\pi^-\gamma$	221	27
75	μ^+ add. info	-13	24
76	μ^- add. info	13	24
85	decaying μ^+ at start	-13	22
86	decaying μ^- at start	13	22
95	decaying μ^+ at end	-13	23
96	decaying μ^- at end	13	23
9900	Cherenkov γ on particle output file	22	28

The CORSIKA output at sea level (the input for gSeaGen) contains more particles besides muons. Those are mainly neutrinos with a small fraction (approximately 3% in the case of KM3NeT simulations at sea level) of other particles, like Σ^- , Λ , p , n , K^\pm , π^\pm , K_L^0 , or K_S^0 . The gSeaGen output may preserve the particle showers produced by CORSIKA at sea level and link them to propagated muons at the can level. Currently, non-muon particles can only be stored at sea level but not propagated. Not all muons at sea level undergo propagation. They are pre-selected, based on their energy and direction, which translates into the range and minimal distance they would have to travel to reach

the can. This leads to three possible categories of muon tracks: unpropagated, propagated but not reaching the can, and propagated arriving at the can. More details may be found in Sec. 4. The amount of saved information can be controlled through a combination of `-write` and `-save` options:

1. `-write 0`: no mother particle tracks are saved except for the primaries, which started the simulated showers (events). The muons which underwent propagation and reached the can or belong to a shower reaching the can are stored in the output. If a single muon in a multi-muon event reaches the can, all muons in the event are saved.
2. `-write 1`: the same muon tracks as with option `-write 0` are saved, along with the tracks corresponding to their mother particles and with information about the muon creation point (see Tab. 1).
3. `-write 2`: all events are stored, whether they contain muons reaching the can or not. As noted above, there are other secondaries at sea level apart from muons. The types of secondary particles to be saved can be controlled with the `-save` option:
 - (a) `-save mu` : only μ secondaries at sea level are saved.
 - (b) `-save nu` : only ν secondaries at sea level are saved.
 - (c) `-save lep` : μ and ν secondaries at sea level are saved. Here it must be emphasised that “lep” does not indicate all leptons — if there are any electrons or taus at sea level, they will not be stored in the output.
 - (d) `-save all` : all secondary particles at sea level are saved, regardless of their type.

gSeaGen offers the possibility to perform format conversion of the CORSIKA output without propagation. To use gSeaGen in such a mode, one must add `--corsika-only-convert true` as an argument when executing the `gSeaNuEvGen` binary. This can be combined with `-write` and `-save` options, which allow for reducing the amount of saved information in the same way as described above.

3.1.1. status values

Several categories of particle tracks are defined and are characterised by different values of the `status` parameter, as compiled in Tab. 3.

Table 3: Summary of possible `status` values. The CORSIKA-specific ones are detailed in Tab. 2. Auxiliary tracks are the ones representing the mother particles and the muon creation point information (see Tab. 1).

status	description
-1	secondary not propagated or not reaching the can
1	secondary successfully reaching the can
1001	initial (sea-level) state of the particle, which reached the can
21	auxiliary track (not propagated)
22-28	auxiliary track with CORSIKA-specific ID (not propagated)

When processing the CORSIKA input, neutrinos are currently assigned `status 21`, since their transport in parallel with the muons is not yet supported. If a CORSIKA muon is found to have insufficient range to undergo propagation, it retains the `status`

-1, but is not transported. After a muon has successfully reached the can, it is assigned a status 1, and its pre-propagation state from the sea level is stored with a status of 1001.

3.2. Weight calculation

In gSeaGen, weights are assigned to events produced with CORSIKA. Some subtle differences with respect to the weight evaluation for events produced with GENIE are related to the different origins of the CORSIKA tracks. The “intermediate weight” w_i is computed as

$$w_i = A_{\text{gen}} \cdot I_{\theta} \cdot I_E \cdot E^{\gamma} \cdot T_{\text{gen}} \cdot \phi_{\text{CR}}, \quad (1)$$

where:

- A_{gen} [m²]: area of the “generation surface” (where gSeaGen begins the propagation). Depending on the user choice, it may either have a constant value corresponding to the area of a circle (`-rt can` option) or be computed event-by-event and include more complicated shapes (`-rt proj` option). The latter is recommended, as it minimises the loss of statistics due to showers missing the can.
- $I_{\theta} = 2\pi \cdot |\cos(\theta_{\text{max}}) - \cos(\theta_{\text{min}})|$: angular phase-space factor, with θ being the zenith angle of the primary nucleus, i.e. the angle between the trajectory of the primary and the vertical direction above the detector site. θ_{min} and θ_{max} correspond to the range where CORSIKA showers are simulated (at most 0° and 90° respectively).
- E [GeV] is the primary cosmic ray (CR) energy.

$$I_E \cdot E^{\gamma} = \begin{cases} E^{\gamma} \cdot \ln\left(\frac{E_{\text{max}}}{E_{\text{min}}}\right) & \text{if } \gamma = 1 \\ E^{\gamma} \cdot \frac{E_{\text{max}}^{1-\gamma} - E_{\text{min}}^{1-\gamma}}{1-\gamma} & \text{if } \gamma \neq 1 \end{cases} : \text{energy phase-space factor [GeV].}$$

E_{min} and E_{max} represent the energy range of the CORSIKA simulation.

- γ is the spectral index used for the energy spectrum of CORSIKA events.
- $T_{\text{gen}} = 1$ s: this value guarantees that the production rate is in s⁻¹.
- $\phi_{\text{CR}} [\frac{\text{m}^2}{\text{s}\cdot\text{sr}\cdot\text{GeV}}]$: primary CR flux model. Currently, the only option in gSeaGen is the GST3 model [20]. It is possible to use an arbitrary CR primary flux by multiplying w_i by the ratio of the chosen flux to the GST3 flux.

Fig. 2 and 3 show how the area of the top cap of the can is projected onto the sea surface if the `-rt proj` option is used. In Fig. 4 and 5 the same is shown for the side area of the can. The direction of the primary CR is the main reference in CORSIKA, as all muon positions at the sea surface are defined with respect to it. In each of the four figures, the points on the can surface are sampled for a fixed primary direction, with two red dashed lines added to see the slope easily. The primary vertex in the figures refers to a position at which the extended primary trajectory intersects a certain surface, e.g., the sea. *DistaMax* (see Fig. 6) is the maximal lateral distance of a muon from the primary axis (computed at sea level), described in more detail in Sec. 3.2.1. The can radius and height are increased by the projection of *DistaMax* (orthogonal to the primary

direction) and so is the area A_{gen} . This introduces an additional safety margin, which takes into account potential muon scattering. As one may note in Fig. 4, the curvature of the Earth plays a role in very inclined events because for a curved sea surface the distance between the sea level and the can is smaller. This effect is accounted for in gSeaGen. This includes explicit treatment of the CORSIKA CURVOUT option [19]. Differences induced by assuming a flat or curved Earth result in a measurable effect in muon data for the KM3NeT detectors, and potentially for other neutrino telescopes as well.

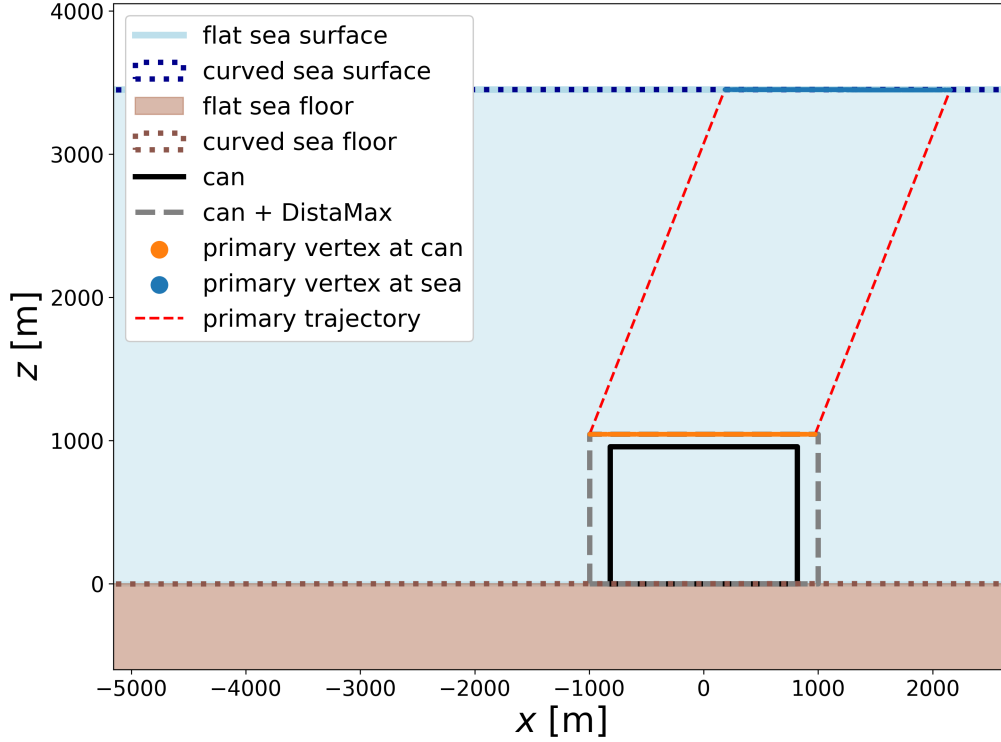


Figure 2: Sketch of the projection of the can top cap area onto the sea surface (after increasing it by the appropriate *DistaMax* projection onto the horizontal direction) in the side view.

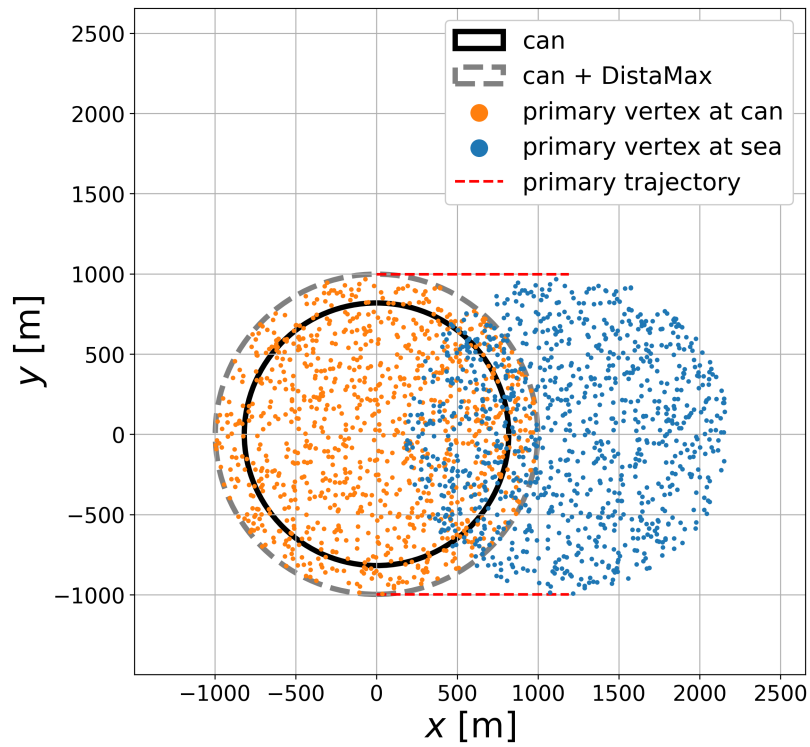


Figure 3: Sketch of the projection of the can top cap area onto the sea surface (after increasing it by the appropriate *DistaMax* projection onto the horizontal direction) in the top view.

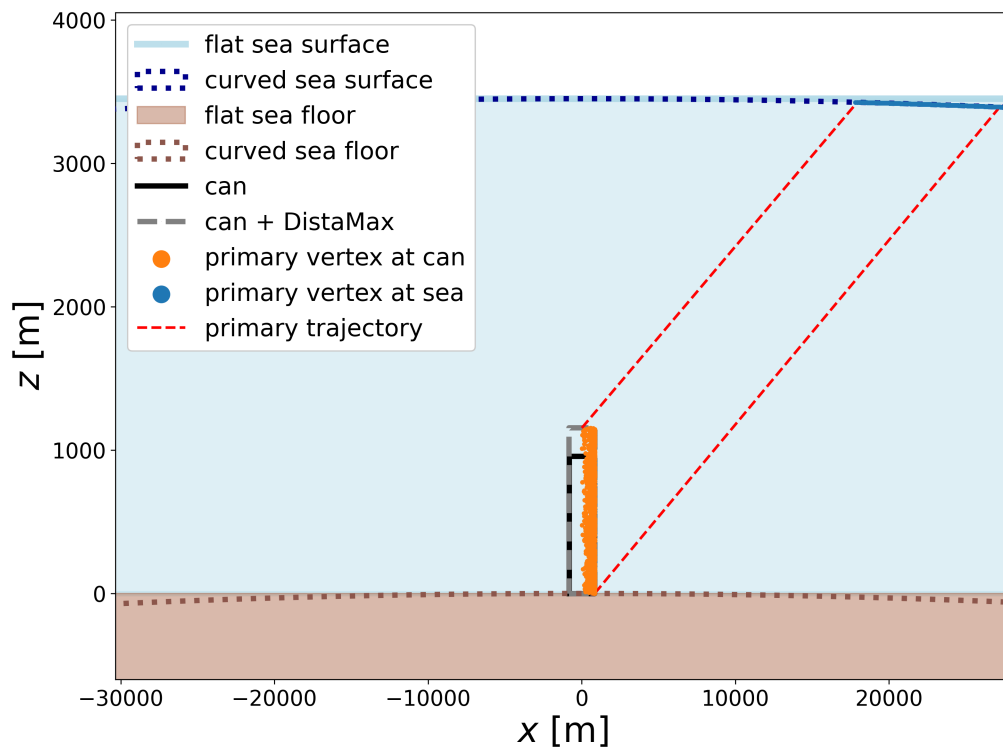


Figure 4: Sketch of the projection of the can side area onto the sea surface (after increasing it by the appropriate *DistaMax* projection onto the vertical direction) in the side view.

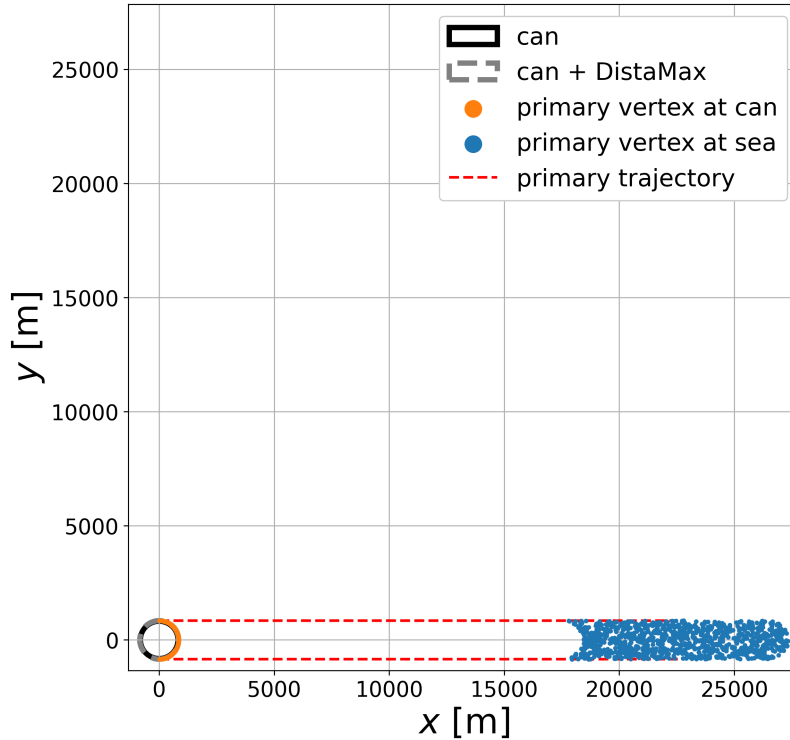


Figure 5: Sketch of the projection of the can side area onto the sea surface (after increasing it by the appropriate *DistaMax* projection onto the vertical direction) in the top view.

The final event weight is:

$$w_{\text{event}} = \frac{w_i \cdot f_{\text{corr}}}{n_{\text{gen}}}, \quad (2)$$

where n_{gen} is the total number of showers generated with CORSIKA² and f_{corr} is the correction factor needed to account for additional chances given to the event to reach the can (see Sec. 3.3.1), with a default value of 1 (no retrying). The weight correction factor f_{corr} can be evaluated using the gWeightCorsika application, provided alongside gSeaGen and located in:

```
1 /src/tools/gWeightCorsika/
```

The program evaluates f_{corr} as a function of energy and direction of the primary particle by comparing unweighted interpolated histograms of non-retried events with histograms containing all events. The predicted number of events per second is obtained by weighting the simulation with w_{event} .

3.2.1. Evaluation of *DistaMax*

The value of *DistaMax* is a measure of the lateral spread of muons around the primary axis as illustrated in Fig. 6. Its value is used to additionally increase the can size and take into account the cases where a shower intercepts the can, but only with a few laterally scattered muons (or even a single muon). The computation of *DistaMax* has been optimised, and it is evaluated considering only muons with a sufficient range (which

²It is important that each primary is counted separately.

depends on the muon energy) to reach the can (see Fig. 7). As a result, up to 4 times more showers from primaries with EeV energies can be processed (64% instead of 15% if all muons are considered). This is a particularly important feature when using CORSIKA simulations since the high-energy showers are extremely costly in terms of storage and computational time.

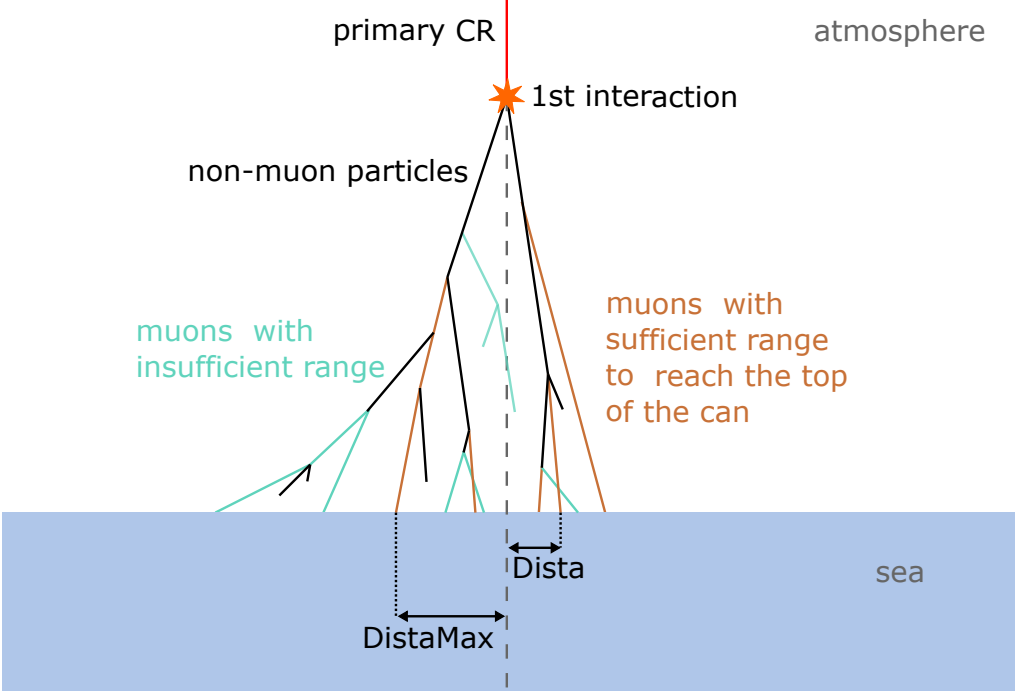


Figure 6: Sketch illustrating the meaning of *DistaMax* using the example of a vertical shower. The value of *DistaMax* is always evaluated for muon positions at the sea surface.

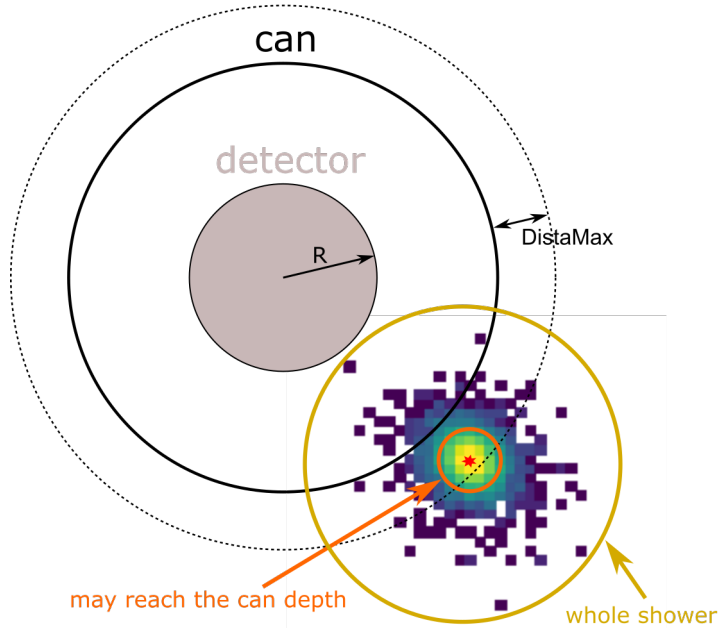


Figure 7: Top view of the geometry of shooting the shower at the can. The drawing assumes a perfectly vertical shower for simplicity; however, an actual histogram of an EeV proton shower simulated with CORSIKA has been used, showing the muon density at the sea level. The yellow and orange circles are sketched to illustrate the qualitative effect of muon selection by range, which is effectively a cut on muon energy. The more energetic muons are typically closer to the shower axis since they are harder to deflect. This leads to the narrowing of the shower when the muons with insufficient range are discarded.

To account for the rare cases when a muon trajectory would not intersect the can, but the muon scatters under a large angle and ends up entering the can, the *DistaMax* value itself is enlarged by increasing the lateral distance of each muon by an individually computed value. This lateral deflection safety margin is based on a two-step fit of the muon deflection as a function of the slant depth and energy, produced using the PROPOSAL propagator [21] (see Appendix A.1).

3.3. Additional functionalities

Several functionalities have been introduced to improve CORSIKA simulation statistics and facilitate the processing of CORSIKA files.

3.3.1. Repetition of shower propagation

A possibility to give muon bundles additional chances to reach the can is available using the `-chances` option. For example, to allow the propagation of each shower to be retried up to 100 times (default is 0), the argument `-chances 100` is used. If a bundle arrives at the can, no further attempts are made. The implementation of propagation with retrying focuses on recovering statistics from failed events. However, this comes at the price of a non-uniform distortion of event distributions. To account for it, a correction factor f_{corr} must be applied, as indicated in Equation 2.

3.3.2. Rotating showers

Another option, recommended only to expert users, allows for the rotation of CORSIKA showers. The intention behind this functionality is to allow for randomising the simulation such that the same CORSIKA event may be used multiple times. The rotation is performed around the x , y , and z axes by specifying respective roll, pitch, and yaw angles in degrees or radians. The syntax is `--rot-showers UNIT:yaw,pitch,roll`. For example, to rotate each shower by 0.04° around the x axis, 0.1° around the y axis and by 0.003° around the z axis, one must do `--rot-showers DEG:0.04,0.1,0.003`. The angles in the example are intentionally small: rotating the showers by large angles will produce unreliable results, as the path travelled by the muons in the air will deviate significantly from the one expected given the new direction. For this reason, this option should not be used, unless the users are conscious of the potentially undesirable effects. The applied rotation is currently saved only if the KM3NeT output format is used (not publicly accessible yet).

3.3.3. Reduction of verbosity

Low-energy CORSIKA simulations may require generating millions of showers per run since many showers will simply not reach the can. Such a large number of showers could cause the gSeaGen log files to become huge. This issue is addressed with the `--corsika-less-verbose 1` option, which prints information every 100,000th (instead of 500th) generated event and will completely skip information about reading the run and event header.

3.3.4. Muon range tolerance

To increase the low-energy simulation statistics, an option is available to allow for a more gracious treatment of low-energy muons. For example, by adding `--muon-range-tolerance 50.0` when executing the code, the tolerance margin for the muon range is increased by 50 m, allowing the muons with a small probability of reaching the can to get there (muons with insufficient range are not propagated at all).

4. Propagation

This section offers a qualitative description of the muon propagation routine of gSeaGen. The propagation is performed following the steps below:

1. Reading the information from the muon tracks and initial orientation of the shower:
 - (a) Each CORSIKA shower is read and *DistaMax* is evaluated, taking into account the safety margin for muon scattering (see Sec. 3.2).
 - (b) The starting point of the shower trajectory is located above the centre of the can, at a vertical height corresponding to the observation level (primary vertex). The muon positions are defined relative to the primary vertex and lie on the observation level. Each shower has to be reoriented such that its trajectory will intersect the enlarged can (see Appendix A.2). There are two possibilities:

- `-rt proj`: sampling showers on the can surface area projected onto the curved observation level surface. This is the recommended option for the propagation of CORSIKA muons. The projection works as follows:
 - Projected areas of the top cap (A_{top}) and side of the can (A_{side}) are computed.
 - Whether the shower axis will aim at the top cap or on the side of the can is decided randomly, with the probabilities proportional to A_{top} and A_{side} respectively.
 - Depending on the result of the selection, a random point is picked on the surface of the top cap of the can or on the side of the can.
 - This point is traced back to the observation level using the direction of the primary.
 - The entire shower (including tracks which do not undergo propagation) is moved such that the primary vertex is located at that point (for details see [Appendix A.2.2](#)).
- `-rt 'can'`: the starting position of the shower is randomly selected on a disk covering the projection of the detector can onto a plane perpendicular to the primary direction. A detailed description of this option is given in [\[5\]](#). This is not a recommended strategy for CORSIKA events due to its inefficiency. The directions of showers sampled on a part of the area of the disk will not intersect the can, because the projected area of the can (a cylinder) is not a disk (unless the shower is perfectly vertical).

2. First step of propagation:

- (a) The muons whose ranges are sufficiently long (see Sec. [Appendix A.1](#)) are propagated from the observation level to h_{can} (height of the top cap of the can).
- (b) For each muon a check is made to see whether it has already hit, missed, or has not reached the can yet.
 - If there are muons in the can or pointing at it but not inside it yet (they point at the side of the can), propagation proceeds to the next stage.
 - In the case when no muon reaches the can and none has a chance to do so in the second stage but some muons just missed the can, the shower is either randomly rotated (`-rt proj` option) or horizontally shifted (`-rt 'can'` option) into the can. This is counted as retrying and is only done if `-chances` is used (see Sec. [3.3.1](#)).

- If there is no point in further propagation or shifting, the shower can be retried by starting over. The event is reset and shifted to a new position at the observation level. This will only be done if the `-chances` option is used.
 - Should everything fail, the event remains unsuccessful, and the code moves to the next one.
 - For successful events with nothing left to propagate (i.e., all muons either hit the top of the can or failed to hit the can), the weights are computed and the event is written into the output file.
3. Second step of propagation from the level corresponding to the top of the can, h_{can} , to an interception point on the can. The propagation of muons is resumed at the “top of the can” level and there are three possible cases:
- (a) No muon reaches the can, but the specified allowed number of retries (see Sec. 3.3.1) has not been exceeded yet. In such a case the event may be reconsidered for a further propagation attempt.
 - (b) No muon reaches the can and there are no attempts left — the code moves to the next event.
 - (c) There is at least one muon in the can, meaning that the propagation was successful. Subsequently, the event weight is computed and the propagated event is saved in the output file. For possibilities to control the amount of saved information, see Sec. 3.1.

5. Summary

Several features have been added to the gSeaGen code to enable the processing of muons from air showers simulated with CORSIKA. For this purpose, direct readout of CORSIKA output has been implemented, as well as the possibility to either directly convert it to a different data format or to perform propagation of simulated atmospheric muons to a specified detector. The user of gSeaGen can control how the propagation is carried out and what information is deemed worth saving. The muon propagation routine includes many optimisations, which boost both the accuracy of the muon transport and the speed of the code. Options facilitating the reuse of generated showers have been added. These developments were made with simulations of the KM3NeT neutrino telescopes primarily in mind but other underground, -water, or -ice experiments may profit from them as well.

The efforts towards a more efficient and complete treatment of CORSIKA air shower simulations continue. The features foreseen in the future include, but are not limited to:

- propagation of neutrinos together with muons,
- upgrade to a newer version of PROPOSAL [21],

- adding the KM3NeT data format as one of the possible output format choices.

User feedback is welcome and should preferably be expressed via issues in the official [GitLab repository](#).

Appendix A.

Appendix A.1. Muon range and deflection in water

While investigating possible improvements of the gSeaGen code, the lateral deflection of muons when travelling through water was studied. One of the results of the study is the estimation of the lateral muon deflection as a function of its initial energy and travelled distance (see Fig. A.8), obtained by using a modified gSeaGen code with PROPOSAL as muon propagator. For this study, no CORSIKA input was used. Instead, all the muons were injected with a vertically downward momentum and were followed through seawater until they stopped. Such a scenario simplified the evaluation of the deflection to $R_\mu = \sqrt{\Delta x^2 + \Delta y^2}$, where Δx and Δy are the muon lateral displacements with respect to the initial muon position. Sampled initial muon energies lay in the range between 1 GeV and 1 ZeV (10^{12} GeV), with 1000 muons generated for each energy, and the muon deflection recorded every 100 m. For the highest energies, the longest distances travelled by the muons exceeded 100 km. For comparison, the geometrical limit for the travelled distance in CORSIKA simulation for KM3NeT is $d_{\max} = 60.46$ km, which can be computed from

$$d_{\max} = R_{\text{Earth}} \cos(\theta_{\max}) + \sqrt{R_{\text{Earth}}^2 \cos^2(\theta_{\max}) - D_{\max}^2 - 2R_{\text{Earth}}D_{\max}}, \quad (\text{A.1})$$

where $R_{\text{Earth}} = 6371.315$ km is the average radius of the Earth (the value used in CORSIKA), $D_{\max} = 3500$ m is the maximum depth (depth of the ARCA site) [6] and $\theta_{\max} = 87^\circ$ is the maximum zenith angle considered in CORSIKA simulation for KM3NeT. Larger zenith angles are not simulated since the muon flux due to extremely horizontal showers is negligible and would require an enormous number of generated events to obtain some particles at the can. Notably, this will no longer apply in the case of neutrinos.

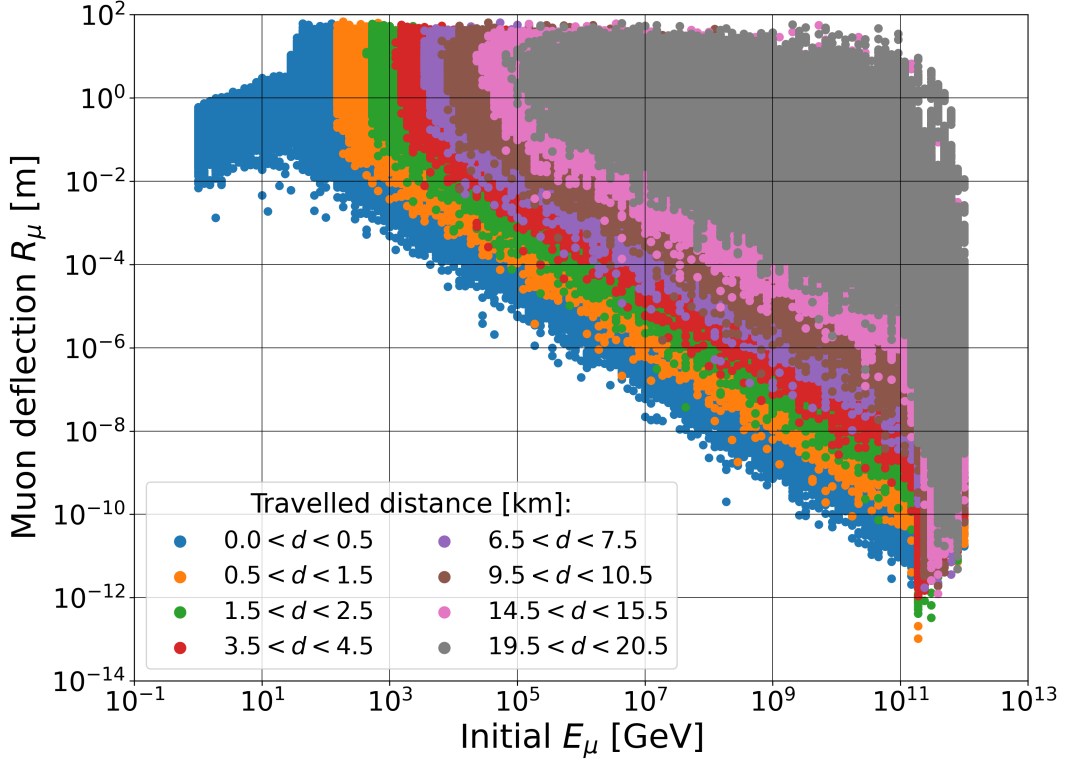


Figure A.8: Lateral deflection of muons R_μ as a function of their initial energy E_μ and distance d travelled in seawater.

Various physical effects can be observed in Fig. A.8. The vertical left edges for different travelled distances demonstrate that there is a threshold energy required for a muon to be able to travel a particular distance. The upper limit on the lateral deflection seems to be roughly 100 m and shows a weak dependence on the initial muon energy above 100 GeV. In the region of 1 – 50 GeV, the muon ranges are relatively short, i.e., the muon experiences less scattering before it stops, which limits the maximal achievable lateral deflection. However, the large minimal value demonstrates that the scattering at low energies affects the muon trajectory significantly. Moving towards the initial E_μ of about 100 GeV, the muon range stops to play a role and the deflection reaches the global maximum. Upon further increase of the energy, tiny lateral deflections become more probable due to muons having stronger Lorentz boosts and since high-momentum particles are harder to deflect. This is reflected in the downward slope in Fig. A.8.

It is possible to fit the maximal deflections (here approximated with the average deflection increased by 10 standard deviations: $R_{\text{avg}} + 10 \cdot R_{\text{std}}$) linearly in log–log scale as a function of E_μ . Examples of such fits are shown in Fig. A.9. Moreover, also the distance dependence has been successfully parameterised, as it turned out that the linear fit parameters from the E_μ -dependent fit (a_d and b_d , as defined in the caption of Fig. A.9) vary linearly (in appropriate scales) with the distance d , as shown in Fig. A.10 and A.11. All this allowed for a fast computation of the maximal expected deflection for each muon:

$$R_{\text{max}} = 10^{[a_1 \cdot \log_{10}(\frac{d_{\text{max}}}{\text{m}}) + a_2] \cdot \log_{10}(\frac{E_\mu}{\text{GeV}}) + b_1 \cdot \frac{d_{\text{max}}}{\text{m}} + b_2} \text{ [m]}, \quad (\text{A.2})$$

where $d_{\text{max}} = \frac{\text{site depth}}{\cos \theta}$, $a_1 = 0.75 \pm 0.02$, $a_2 = -3.54 \pm 0.08$, $b_1 = (-7.7 \pm 0.5) \cdot 10^{-5}$, and $b_2 = 5.21 \pm 0.11$. Eq. A.2 has been implemented in the muon propagation routine of gSeaGen (Sec. 4).

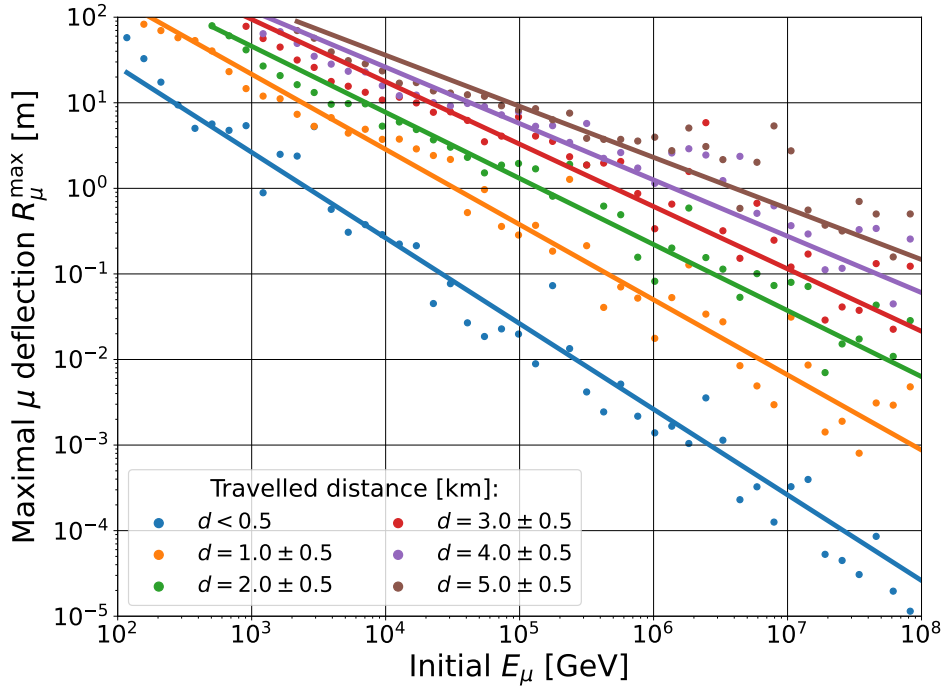


Figure A.9: Maximal lateral muon deflections fitted as a function of E_μ . The fitting function is $R(E_\mu) = 10^{a_d \cdot \log_{10}(E_\mu) + b_d}$.

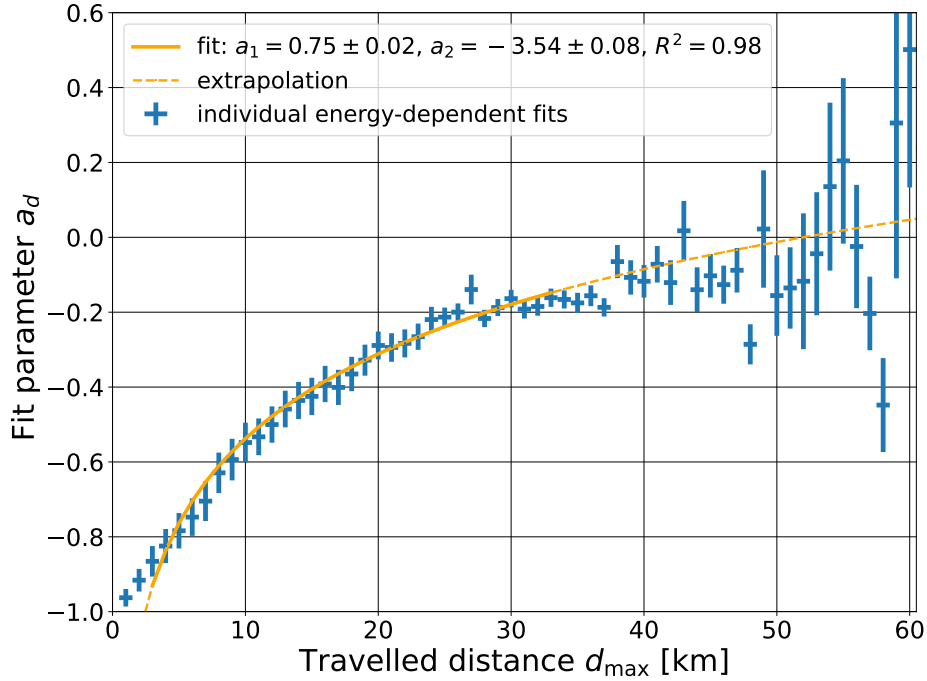


Figure A.10: Dependence of the energy-dependent fit parameter of the maximal lateral muon deflection a_d on the distance travelled. The fitting function is $a_d = a_1 \cdot \log_{10}\left(\frac{d_{\max}}{m}\right) + a_2$ and R^2 is the coefficient of determination.

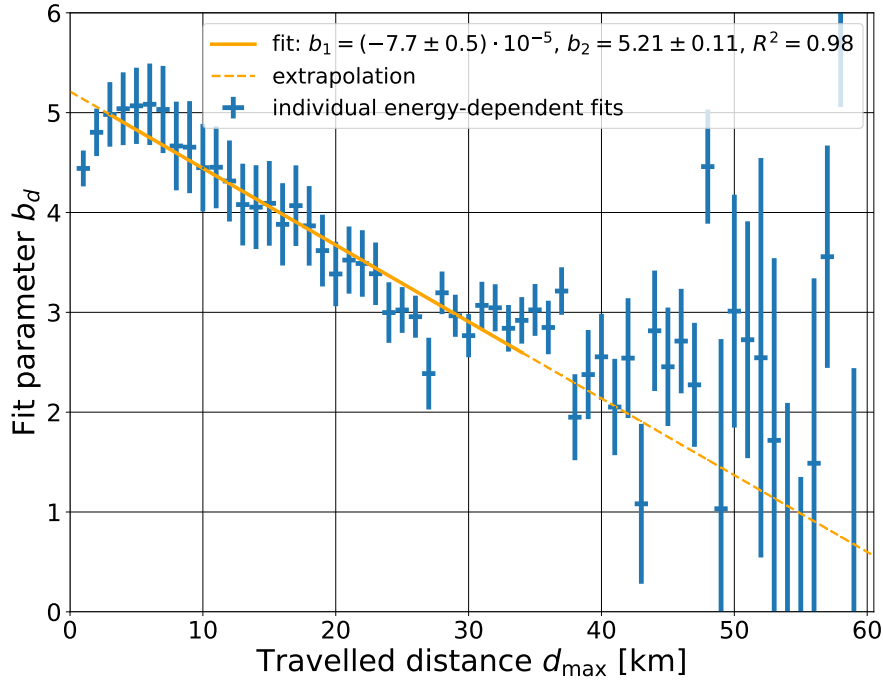


Figure A.11: Dependence of the energy-dependent fit parameter of the maximal lateral muon deflection b_d on the distance travelled. The fitting function is $b_d = b_1 \cdot \frac{d_{\max}}{m} + b_2$ and R^2 is the coefficient of determination.

Appendix A.2. Reorientation of CORSIKA showers

The gSeaGen code ensures that an event will hit the detector by moving it around, making its trajectory (inferred from the direction before propagation) intersect the can. A vital part of this work was a fundamental rework of CORSIKA shower reorientation in gSeaGen. Previously, the showers were only shifted horizontally in the x - y plane assuming a flat geometry. Here, a more accurate approach was introduced taking into account the curvature of the Earth. This plays a significant role for horizontal showers, where the differences between the flat and curved scenarios could reach hundreds of metres.

The geometry of the problem was assumed to be symmetric around the centre of the Earth (see Fig. A.12). The Earth's shape was approximated as a perfect sphere with radius $R_{\text{Earth}} = 6371.315$ km, matching the CORSIKA simulation [19]. This allowed rotating showers around the Earth without changing the physics of the cosmic ray simulation (keeping the same altitude). The only requirement for the rotation was that the shower trajectory, evaluated on the basis of the initial position and direction of the primary, should intersect the can. When processing a CORSIKA output file, the initial shower position is always at the sea level at $\bullet (0, 0, D)$ (violet point in Fig. A.12), where D is the depth at which the detector is located. The origin of the coordinate system is placed at the centre of the base of the can. The shower in its original orientation will not intersect the can unless it happens to be vertical, hence it has to be rotated. In addition, including such a random rotation is necessary to avoid a directional bias in the simulation.

Appendix A.2.1. Computation of the required rotation

To evaluate the rotation matrix M , required for a shower trajectory to intersect a given point $\bullet (x_{\text{can}}, y_{\text{can}}, z_{\text{can}})$, one must follow the steps:

1. The point $\bullet(x_p, y_p, z_p)$, where the initial primary trajectory intersects with the sphere of radius $r = R_{\text{Earth}} + z_{\text{can}}$, approximating the Earth (see Fig. A.12) must be found. It is sufficient to find the distance to that point since the direction $(c_x^p, c_y^p, c_z^p) = (c_x^{\text{sea}}, c_y^{\text{sea}}, c_z^{\text{sea}})$ is already known. Here, a shorthand notation for directional cosines is used: $\cos \theta_i = c_i$, where $i \in (x, y, z)$. The sought distance $d_{\text{intersect}}$ is the solution to the quadratic equation

$$a \cdot d_{\text{intersect}}^2 + b \cdot d_{\text{intersect}} + c = 0, \quad (\text{A.3})$$

with the coefficients:

$$a = 1, \quad (\text{A.4})$$

$$b = 2 \cdot (c_x^p x_1 + c_y^p y_1 + c_z^p z_1), \quad (\text{A.5})$$

$$c = x_1^2 + y_1^2 + z_1^2 - r^2, \quad (\text{A.6})$$

where (x_1, y_1, z_1) can be conveniently set to $\bullet(x_{\text{sea}}, y_{\text{sea}}, z_{\text{sea}})$, i.e. the original shower position at sea. There are in general two solutions for $d_{\text{intersect}}$ given by

$$d_{\text{intersect}} = \frac{-b \pm \sqrt{b^2 - 4ac}}{2a}, \quad (\text{A.7})$$

however, only the smaller of the two solutions is of interest, as the larger one is the distance to the intersection point on the other side of the sphere approximating the Earth. Thus, the value of $d_{\text{intersect}}$ can be obtained by inserting Eq. A.4, A.5, A.6, and $r = R_{\text{Earth}} + z_{\text{can}}$ into Eq. A.7, and used to compute the intersection point:

$$\begin{pmatrix} x_p \\ y_p \\ z_p \end{pmatrix} = \begin{pmatrix} x_{\text{sea}} + c_x^p \cdot d_{\text{intersect}} \\ y_{\text{sea}} + c_y^p \cdot d_{\text{intersect}} \\ z_{\text{sea}} + c_z^p \cdot d_{\text{intersect}} \end{pmatrix}. \quad (\text{A.8})$$

2. After finding $\bullet(x_p, y_p, z_p)$, the next step is to determine a rotation, which must be applied to move it to $\bullet(x_{\text{can}}, y_{\text{can}}, z_{\text{can}})$.

- (a) The axis of rotation described by a vector \vec{a} must be identified. If the vectors pointing from the origin of the coordinate system (centre of the Earth) to $\bullet(x_p, y_p, z_p)$ and $\bullet(x_{\text{can}}, y_{\text{can}}, z_{\text{can}})$ are denoted as \vec{p} and \vec{q} respectively, then \vec{a} will be a vector orthogonal to both of them (see Fig. A.13), which can be found from the cross-product:

$$\vec{a} = \vec{p} \times \vec{q} = \begin{bmatrix} y_p z_{\text{can}} - z_p y_{\text{can}} \\ z_p x_{\text{can}} - x_p z_{\text{can}} \\ x_p y_{\text{can}} - y_p x_{\text{can}} \end{bmatrix}. \quad (\text{A.9})$$

For the rotation, the components of the versor (unit vector) \hat{a} must be computed:

$$\hat{a} = \frac{\vec{a}}{\|\vec{a}\|} = \begin{bmatrix} a_x \\ a_y \\ a_z \end{bmatrix}. \quad (\text{A.10})$$

(b) Next, the rotation angle α must be determined. It is efficient to directly evaluate its sine and cosine by making use of the following properties of vectors:

$$\sin \alpha = \frac{\|\vec{p} \times \vec{q}\|}{\|\vec{p}\| \cdot \|\vec{q}\|} = \frac{\|\vec{a}\|}{\|\vec{p}\| \cdot \|\vec{q}\|} \quad (\text{A.11})$$

and

$$\cos \alpha = \frac{\|\vec{p} \cdot \vec{q}\|}{\|\vec{p}\| \cdot \|\vec{q}\|}. \quad (\text{A.12})$$

(c) Finally, the rotation matrix M can be computed, as all the elements are known:

$$M = \begin{bmatrix} \cos \alpha + a_x^2(1 - \cos \alpha) & a_x a_y(1 - \cos \alpha) - a_z \sin \alpha & a_x a_z(1 - \cos \alpha) + a_y \sin \alpha \\ a_y a_x(1 - \cos \alpha) + a_z \sin \alpha & \cos \alpha + a_y^2(1 - \cos \alpha) & a_y a_z(1 - \cos \alpha) - a_x \sin \alpha \\ a_z a_x(1 - \cos \alpha) - a_y \sin \alpha & a_z a_y(1 - \cos \alpha) + a_x \sin \alpha & \cos \alpha + a_z^2(1 - \cos \alpha) \end{bmatrix}. \quad (\text{A.13})$$

A derivation of Eq. A.13 may be found in Sec. 9.2 of [22]. The matrix M is applied both to position and direction vectors:

$$\begin{bmatrix} x \\ y \\ z \end{bmatrix}_{\text{rotated}} = M \begin{bmatrix} x \\ y \\ z \end{bmatrix}, \quad (\text{A.14})$$

$$\begin{bmatrix} c_x \\ c_y \\ c_z \end{bmatrix}_{\text{rotated}} = M \begin{bmatrix} c_x \\ c_y \\ c_z \end{bmatrix}. \quad (\text{A.15})$$

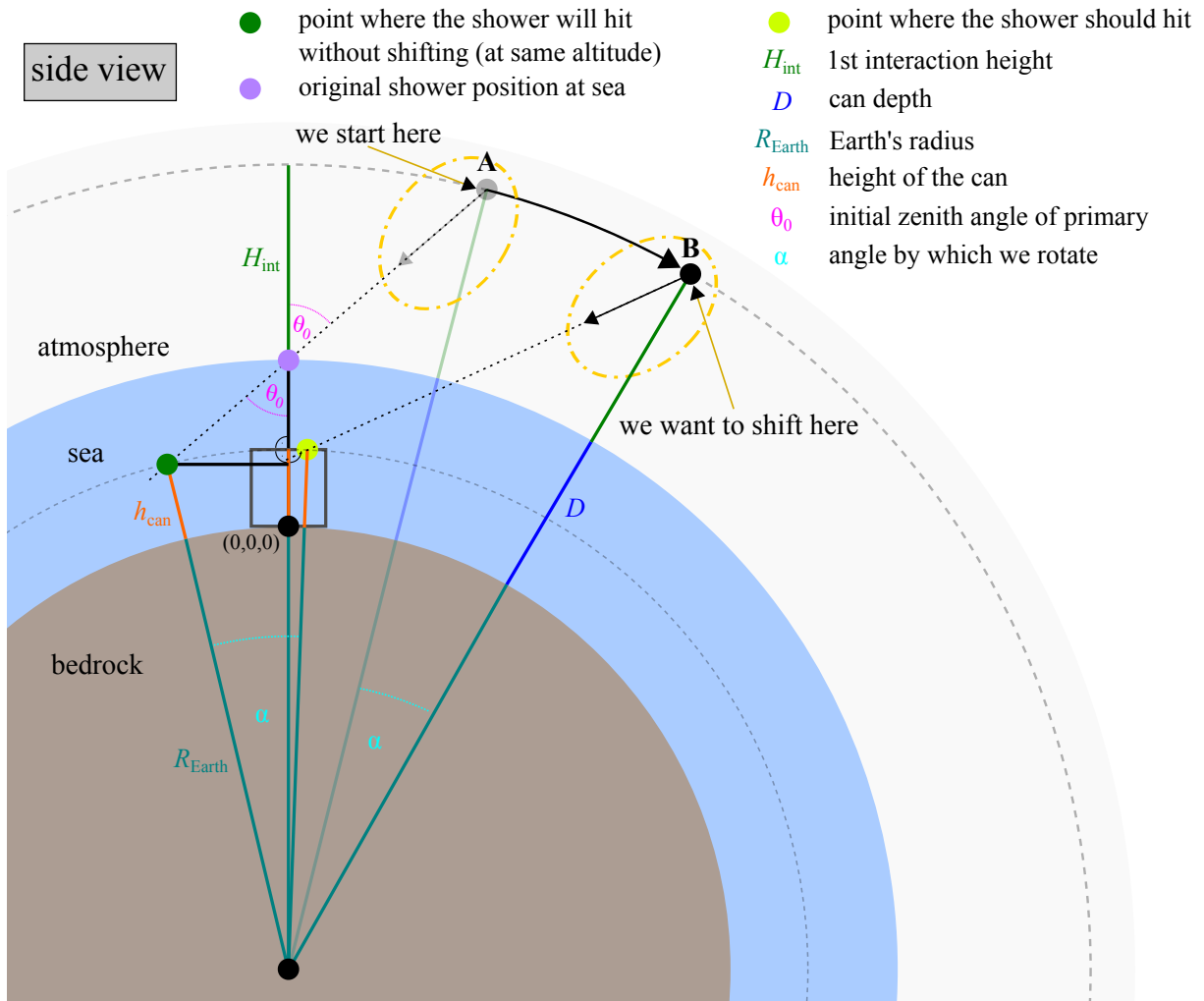


Figure A.12: Sketch of the geometry of shower reorientation, shown from the side.

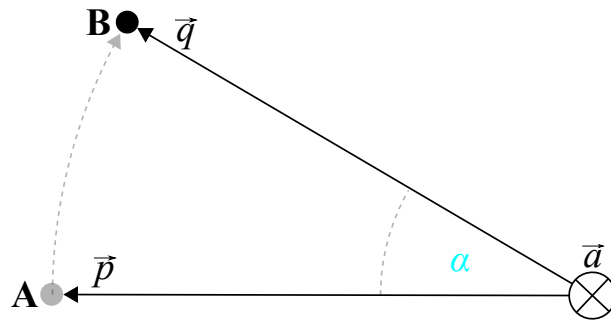


Figure A.13: Sketch of the vector \vec{p} rotated onto the vector \vec{q} by an angle α around the axis of rotation defined by the orthogonal vector \vec{a} .

Appendix A.2.2. Rotation of showers around the Earth

The procedure of reorienting the CORSIKA showers is multi-staged:

1. The primary direction is rotated such that the trajectory intersects the middle of

the can $(0, 0, \frac{h_{\text{can}}}{2})$ and is computed by

$$\begin{bmatrix} c_x^{\text{mid}} \\ c_y^{\text{mid}} \\ c_x^{\text{mid}} \end{bmatrix} = M_{\text{mid}} \cdot \begin{bmatrix} c_x^{\text{sea}} \\ c_y^{\text{sea}} \\ c_x^{\text{sea}} \end{bmatrix}, \quad (\text{A.16})$$

where h_{can} is the height of the can and M_{mid} is computed according to [Appendix A.2.1](#).

2. The surface of the can is increased by *DistaMax* (as described in [Sec. 3.2](#)) to account for the lateral spread of the muons due to scattering.
3. A point on the enlarged surface of the can is picked randomly. The code selects whether the point will be on the top cap or the side of the can. The probability of landing on either of the two is weighted by the top and side areas of the can (extended by *DistaMax*) A_{top} and A_{side} , projected onto the plane perpendicular to $[c_x^{\text{mid}}, c_y^{\text{mid}}, c_z^{\text{mid}}]$.
 - (a) If the top area is selected: a random point is drawn from the circle of radius $r_{\text{can}} + \text{DistaMax} \cdot c_x^{\text{mid}}$.
 - (b) If the side area is selected: a random point is drawn from half the cylinder side of radius $r_{\text{can}} + \text{DistaMax} \cdot c_x^{\text{mid}}$ and height equal to $h_{\text{can}} + \text{DistaMax} \cdot \sqrt{1 - (c_x^{\text{mid}})^2}$. Only half of the side is used because the shower does not ‘see’ the whole can side. This half is subsequently rotated to face the incoming primary.
4. When the point on the increased can surface $(x_{\text{can}}, y_{\text{can}}, z_{\text{can}})$ is selected, the rotation matrix M is computed for that point, following [Appendix A.2.1](#).
5. The rotation represented by M is applied to positions and directions of all tracks in an event, regardless whether they are going to be propagated or not. The final effect is a coherent rotation of the entire shower around the Earth.

Appendix A.3. Header

As demonstrated in [Listing 1](#), the header of the gSeaGen output files contains all the basic information about the simulation. This includes the low- and high-energy hadronic interaction models used by CORSIKA, the code used internally for transport of muons through matter (in this case PROPOSAL), CORSIKA and gSeaGen versions, energy cuts, the spectral index used in the CORSIKA simulation, can position and dimensions (coordinates of the can centre, its height, and radius), depth, site coordinates, cosmic ray flux model, primary particle and the generation spectrum. An example is shown below:

Listing 1: Header example for a CORSIKA file processed with gSeaGen.

```

1 start_run: 1
2 drawing: surface
3 physics: CORSIKA UrQMD SIBYLL-2.3d
4 physics: gSeaGen PROPOSAL 6.1.5
5 simul: CORSIKA 7.750 230627 0000

```



```

6 simul: gSeaGen v7.4.0 230930 2019
7 cut_primary: 1000 1e+06 -0.866 -0.866
8 cut_seamuon: 999 0 0 0
9 cut_nu: 999 0 0 0
10 spectrum: 1
11 fixedcan: 0 0 0 957 818.4
12 genvol: 0 0 0 0 1000
13 depth: 3450
14 primary: 2212
15 flux: 2212 GST3 /some/directory/DAT000001

```

Acknowledgements

The authors acknowledge the financial support of the funding agencies: Funds for Scientific Research (FRS-FNRS), Francqui foundation, BAEF foundation. Czech Science Foundation (GAČR 24-12702S); Agence Nationale de la Recherche (contract ANR-15-CE31-0020), Centre National de la Recherche Scientifique (CNRS), Commission Européenne (FEDER fund and Marie Curie Program), LabEx UnivEarthS (ANR-10-LABX-0023 and ANR-18-IDEX-0001), Paris Île-de-France Region, Normandy Region (Alpha, Blue-waves and Neptune), France; Shota Rustaveli National Science Foundation of Georgia (SRNSFG, FR-22-13708), Georgia; This work is part of the MuSES project which has received funding from the European Research Council (ERC) under the European Union’s Horizon 2020 Research and Innovation Programme (grant agreement No 101142396). The General Secretariat of Research and Innovation (GSRI), Greece; Istituto Nazionale di Fisica Nucleare (INFN) and Ministero dell’Università e della Ricerca (MUR), through PRIN 2022 program (Grant PANTHEON 2022E2J4RK, Next Generation EU) and PON R&I program (Avviso n. 424 del 28 febbraio 2018, Progetto PACK-PIR01 00021), Italy; IDMAR project Po-Fesr Sicilian Region az. 1.5.1; A. De Benedittis, W. Idrissi Ibnalikh, M. Bendahman, A. Nayerhoda, G. Papalashvili, I. C. Rea, A. Simonelli have been supported by the Italian Ministero dell’Università e della Ricerca (MUR), Progetto CIR01 00021 (Avviso n. 2595 del 24 dicembre 2019); KM3NeT4RR MUR Project National Recovery and Resilience Plan (NRRP), Mission 4 Component 2 Investment 3.1, Funded by the European Union – NextGenerationEU, CUP I57G21000040001, Concession Decree MUR No. n. Prot. 123 del 21/06/2022; Ministry of Higher Education, Scientific Research and Innovation, Morocco, and the Arab Fund for Economic and Social Development, Kuwait; Nederlandse organisatie voor Wetenschappelijk Onderzoek (NWO), the Netherlands; The National Science Centre, Poland, grant number 2021/41/N/ST2/01177; We gratefully acknowledge the funding support by program “Excellence initiative-research university” for the AGH University in Krakow as well as the ARTIQ project: UMO-2021/01/2/ST6/00004 and ARTIQ/0004/2021; The grant “AstroCeNT: Particle Astrophysics Science and Technology Centre”, carried out within the International Research Agendas programme of the Foundation for Polish Science financed by the European Union under the European Regional Development Fund; Ministry of Research, Innovation and Digitalisation, Romania; Slovak Research and Development Agency under Contract No. APVV-22-0413; Ministry of Education, Research, Development and Youth of the Slovak Republic; MCIN for PID2021-124591NB-C41, -C42, -C43 and PDC2023-145913-I00 funded by MCIN/AEI/10.13039/501100011033 and by “ERDF A way of making Europe”, for ASFAE/2022/014 and ASFAE/2022 /023 with funding from the EU NextGenerationEU (PRTR-C17.I01) and Generalitat Valenciana, for Grant AST22.6.2 with funding from Consejería de Universidad, Investigación e Innovación and

Gobierno de España and European Union - NextGenerationEU, for CSIC-INFRA23013 and for CNS2023-144099, Generalitat Valenciana for CIDEAGENT/2018/034, /2019/043, /2020/049, /2021/23, for CIDEIG/2023/20 and for GRISOLIAP/2021/192 and EU for MSC/101025085, Spain; Khalifa University internal grants (ESIG-2023-008 and RIG-2023-070), United Arab Emirates; The European Union's Horizon 2020 Research and Innovation Programme (ChETEC-INFRA - Project no. 101008324).

References

- [1] D. Heck, J. Knapp, J. N. Capdevielle, G. Schatz, T. Thouw, CORSIKA: A Monte Carlo code to simulate extensive air showers, Tech. rep., Karlsruhe Institute of Technology, FZKA-6019 (1998). [doi:10.5445/IR/270043064](https://doi.org/10.5445/IR/270043064).
- [2] C. Andreopoulos, et al., The GENIE Neutrino Monte Carlo Generator, Nucl. Instrum. Meth. A 614 (2010) 87–104. [arXiv:0905.2517](https://arxiv.org/abs/0905.2517), [doi:10.1016/j.nima.2009.12.009](https://doi.org/10.1016/j.nima.2009.12.009).
- [3] C. Distefano, A. A. G. Soto, P. Kalaczyński, [gSeaGen](https://git.km3net.de/opensource/gseagen), KM3NeT GitLab repository (2024).
URL <https://git.km3net.de/opensource/gseagen>
- [4] C. Distefano, A. A. G. Soto, P. Kalaczyński, [gSeaGen](https://zenodo.org/record/11613037), Zenodo (6 2024). [doi:10.5281/zenodo.11613037](https://doi.org/10.5281/zenodo.11613037).
- [5] The KM3NeT Collaboration: S. Aiello, et al., [gSeaGen: The KM3NeT GENIE-based code for neutrino telescopes](https://arxiv.org/abs/2003.14040), Comp. Phys. Comm. 256 (2020) 107477. [arXiv:2003.14040](https://arxiv.org/abs/2003.14040), [doi:10.1016/j.cpc.2020.107477](https://doi.org/10.1016/j.cpc.2020.107477).
- [6] The KM3NeT Collaboration: S. Adrian-Martinez, et al., Letter of intent for KM3NeT 2.0, J. Phys. G 43 (8) (2016) 084001. [arXiv:1601.07459](https://arxiv.org/abs/1601.07459), [doi:10.1088/0954-3899/43/8/084001](https://doi.org/10.1088/0954-3899/43/8/084001).
- [7] The ANTARES Collaboration: A. Albert, et al., Monte Carlo simulations for the ANTARES underwater neutrino telescope, JCAP 01 (2021) 064. [arXiv:2010.06621](https://arxiv.org/abs/2010.06621), [doi:10.1088/1475-7516/2021/01/064](https://doi.org/10.1088/1475-7516/2021/01/064).
- [8] G. Carminati, A. Margiotta, M. Spurio, MUons from PArametric formulas: A fast GEnerator of atmospheric mu-bundles for neutrino telescopes (MUPAGE), Nucl. Instrum. Meth. A 602 (2009) 95–97. [doi:10.1016/j.nima.2008.12.026](https://doi.org/10.1016/j.nima.2008.12.026).
- [9] The IceCube Collaboration: M.G. Aartsen, et al., [The IceCube Neutrino Observatory: instrumentation and online systems](https://arxiv.org/abs/1703.03012), Journal of Instrumentation 12 (03) (2017) P03012. [doi:10.1088/1748-0221/12/03/P03012](https://doi.org/10.1088/1748-0221/12/03/P03012).
URL <https://dx.doi.org/10.1088/1748-0221/12/03/P03012>
- [10] The ANTARES Collaboration: M. Ageron, et al., ANTARES: the first undersea neutrino telescope, Nucl. Instrum. Meth. A 656 (2011) 11–38. [arXiv:1104.1607](https://arxiv.org/abs/1104.1607), [doi:10.1016/j.nima.2011.06.103](https://doi.org/10.1016/j.nima.2011.06.103).
- [11] The Baikal Collaboration: A. V. Avrorin, et al., Baikal-GVD Experiment, Phys. Atom. Nucl. 83 (6) (2020) 916–921. [doi:10.1134/S1063778820060046](https://doi.org/10.1134/S1063778820060046).

- [12] The Super-Kamiokande Collaboration: Y. Fukuda, et al., The Super-Kamiokande detector, Nucl. Instrum. Meth. A 501 (2003) 418–462. [doi:10.1016/S0168-9002\(03\)00425-X](https://doi.org/10.1016/S0168-9002(03)00425-X).
- [13] The Hyper-Kamiokande Collaboration: K. Abe, et al., Hyper-Kamiokande Design Report, ArXiv (5 2018). [arXiv:1805.04163](https://arxiv.org/abs/1805.04163), [doi:10.48550/arXiv.1805.04163](https://doi.org/10.48550/arXiv.1805.04163).
- [14] M. Agostini, et al., The Pacific Ocean Neutrino Experiment, Nat. Astron. 4 (10) (2020) 913–915. [arXiv:2005.09493](https://arxiv.org/abs/2005.09493), [doi:10.1038/s41550-020-1182-4](https://doi.org/10.1038/s41550-020-1182-4).
- [15] Z. P. Ye, et al., A multi-cubic-kilometre neutrino telescope in the western Pacific Ocean, Nat. Astron. (10 2023). [doi:10.1038/s41550-023-02087-6](https://doi.org/10.1038/s41550-023-02087-6).
- [16] T.-Q. Huang, Z. Cao, M. Chen, J. Liu, Z. Wang, X. You, Y. Qi, Proposal for the High Energy Neutrino Telescope, PoS ICRC2023 (2023) 1080. [doi:10.22323/1.444.1080](https://doi.org/10.22323/1.444.1080).
- [17] H. Zhang, Y. Cui, P. Dong, Y. Huang, S. Lin, Y. Liu, Z. Qiu, C. Shao, Y. Shi, C. Xie, L. Yang, The array simulation of NEON, PoS ICRC2023 (2023) 1017. [doi:10.22323/1.444.1017](https://doi.org/10.22323/1.444.1017).
- [18] S. Navas et al. (Particle Data Group), [Review of particle physics](#), Phys. Rev. D 110 (2024) 030001. [doi:10.1103/PhysRevD.110.030001](https://doi.org/10.1103/PhysRevD.110.030001).
URL <https://link.aps.org/doi/10.1103/PhysRevD.110.030001>
- [19] D. Heck, T. Pierog, Extensive Air Shower Simulation with CORSIKA: A User’s Guide (2023).
- [20] T. K. Gaisser, T. Stanev, S. Tilav, Cosmic Ray Energy Spectrum from Measurements of Air Showers, Front. Phys. (Beijing) 8 (2013) 748–758. [arXiv:1303.3565](https://arxiv.org/abs/1303.3565), [doi:10.1007/s11467-013-0319-7](https://doi.org/10.1007/s11467-013-0319-7).
- [21] J.-H. Koehne, K. Frantzen, M. Schmitz, T. Fuchs, W. Rhode, D. Chirkin, J. B. Tjus, PROPOSAL: A tool for propagation of charged leptons, Computer Physics Communications 184 (9) (2013) 2070–2090. [doi:10.1016/j.cpc.2013.04.001](https://doi.org/10.1016/j.cpc.2013.04.001).
- [22] I. Cole, [Modelling CPV.](#), Ph.D. thesis, Loughborough University, available at <https://hdl.handle.net/2134/18050> (2015).
URL <https://hdl.handle.net/2134/18050>