

Eliminating the Language Bias for Visual Question Answering with fine-grained Causal Intervention

Ying Liu*, Ge Bai*, Chenji Lu*, Shilong Li, Zhang Zhang, Ruifang Liu and Wenbin Guo[✉]

Beijing University of Posts and Telecommunications

Beijing, China

{ly1422615223, white, luchenji1, lishilong2019210645, zzpal, lrf, gwb}@bupt.edu.cn

Abstract—Despite the remarkable advancements in Visual Question Answering (VQA), the challenge of mitigating the language bias introduced by textual information remains unresolved. Previous approaches capture language bias from a coarse-grained perspective. However, the finer-grained information within a sentence, such as context and keywords, can result in different biases. Due to the ignorance of fine-grained information, most existing methods fail to sufficiently capture language bias. In this paper, we propose a novel causal intervention training scheme named CIBi to eliminate language bias from a finer-grained perspective. Specifically, we divide the language bias into context bias and keyword bias. We employ causal intervention and contrastive learning to eliminate context bias and improve the multi-modal representation. Additionally, we design a new question-only branch based on counterfactual generation to distill and eliminate keyword bias. Experimental results illustrate that CIBi is applicable to various VQA models, yielding competitive performance.

Index Terms—Visual Question Answering, Unbiased Learning, Language Bias, Causal Inference, Counterfactual Generation

I. INTRODUCTION

Visual Question Answering (VQA) [1], [2] is a challenging multi-modal task. Given a question and an image, the model’s extractor [3], [4] extracts the textual and visual features independently, which are then used for joint reasoning. However, recent studies [5], [6] have shown that most existing VQA models over-rely on superficial correlations between certain types of questions and answers, rather than truly comprehending both textual and visual cues. One straightforward solution [7], [8] to mitigate language bias is to enhance the training data by using extra annotations or data augmentation, which requires high costs. Some existing methods [6], [9]–[11] attempt to mitigate language bias by designing complex model branches, which are utilized during the training phase to capture biases introduced by the textual modality. Besides, counterfactual generation based methods [12]–[15] result in significant performance improvements compared to other debiasing methods by balancing the training data. These methods generate counterfactual inputs by fully masking the question or partially masking keywords from a coarse-grained perspective. However, due to the existence of fine-grained language bias in syntactic structure, keyword and context, most existing

methods either fail to sufficiently capture language bias or overly eliminate the textual information, leading to the loss of some useful textual features. For instance, in VQA v1.0 [16], approximately 80% of questions containing “banana” have the answer “yellow”, which we refer to as keyword bias. And about 90% of questions starting with “Do you see a” have the answer “yes” [12], which we refer to as syntactic structure bias. Additionally, almost 80% specific pattern of question-type words and keyword such as “What color” + “plate” have the answer “white”, which we refer to as context bias.

Inspired by this, we propose a fine-grained training scheme named CIBi to eliminate language bias from a causal perspective [17], [18]. Different from the previous coarse-grained debiasing methods, we define the language bias as the confounder bias and further divide it into syntactic structure, keyword and context bias. Then we eliminate fine-grained biases that exist in syntactic structure, keyword and context with causal intervention at token-level. For context bias, we generate two corresponding counterfactual samples for each original VQA training sample based on two synthesizing mechanisms. Specifically, we synthesize counterfactual questions by replacing keywords and syntactic structure with semantically similar synonyms, respectively. The original image and counterfactual question compose a new VQ pair. Then we utilize contrastive learning to induce the model to learn a unbiased multi-modal representation using counterfactual samples. For syntactic structure and keyword bias, we generate counterfactual questions by masking certain keywords and syntactic structure. By training the keywords and syntactic structure debiasing branch, we distill the effect of keywords and syntactic structure bias at token-level and subtract it from the total causal effect. Overall, we have eliminated language bias from a fine-grained perspective. It is worth noting that each branch can be considered as a plug-and-play auxiliary module directly integrated into existing VQA models to enhance their unbiased reasoning capabilities.

We summarize our main contributions as follows:

- We explain the causes of bias at a fine-grained level and formulate the VQA debiasing process from a causal perspective.
- We propose a generic training scheme called CIBi to eliminate syntactic structure, keyword and context bias respectively with causal intervention.

[✉] Corresponding author

*The first three authors contribute equally.

- Experimental results demonstrate the effectiveness of our CIBi training scheme, as it proves adaptive across various VQA models, leading to enhanced model performance.

II. RELATED WORK

A. Language Bias in VQA

The Visual Question Answering (VQA) task takes images and textual questions as input, aiming to make prediction based on both textual and visual features. Current research [5], [6], [10] shows that VQA models often tend to overly rely on language biases present in the dataset for answer reasoning, resulting in lower generalization performance. When the most of the answers to the question “What color are the bananas” are “yellow”, VQA models learn from the statistical regularities between the most occurring answer yellow and certain patterns “what color” in the question, neglecting visual modality from the images [6]. To better address language bias problem in VQA, Agrawa propose the VQA-CP [5] dataset in which training and test sets have different distributions. The performance of many conventional VQA models drop significantly on VQA-CP due to distributional differences.

B. Debiasing Strategies in VQA

Most of recent solutions to reduce the language bias in VQA can be grouped into two categories. One straightforward solution is to create more balanced training data by implicit/explicit data argumentation. For example, Zhang *et.al.* [19] collected complementary abstract scenes with opposite answers for all binary questions. And Goyal *et.al.* [20] extended this idea into real images and all types of questions. Das [21] and Park [22] exploited human visual and textual explanations respectively to strengthen the visual grounding in VQA. Another solution is to design a separated QA branch to capture and eliminate the language prior which can further be grouped into two types: adversary-based and ensemble-based. Adversary-based methods [23] train the question-only branch to weakened unwanted correlations between questions and answers in an adversarial training scheme. Ensemble-based methods [6], [10] employ an ensemble strategy to combine the predictions of two models, deriving training gradients based on the fused answer distributions.

C. Causal Inference

Recently, causal inference [17] has been applied to many tasks of natural language processing and computer vision, and it shows promising results and provides strong interpretability and generalizability, including text generation, language understanding, visual explanations, image recognition, zero-shot and few-shot learning, representation learning, semantic segmentation, and visual Question Answering tasks. In computer vision tasks, previous efforts have tackled the problem of imbalanced data distribution through counterfactual intervention, causal effect disentanglement, the back-door and front-door adjustments. Different from the previous methods, our method utilizes fine-grained causal inference to generate counterfactual input.

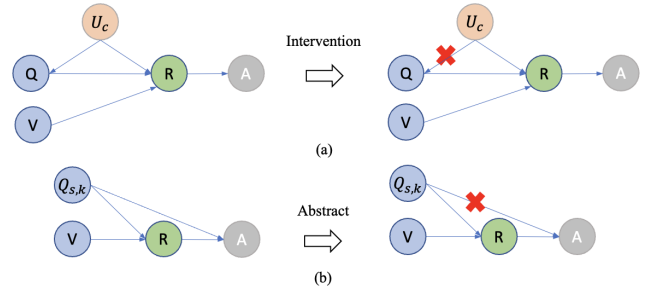


Fig. 1: Causal graphs of VQA model.

III. METHODOLOGY

Fig.2 gives an overview of CIBi, which is composed of four parts: base VQA model, context debiasing branch, syntactic structure and keyword debiasing branch and classifier. In this section, we introduce the structural causal model for VQA (Section III-B) and debiasing training scheme CIBi (Section 3.3, 3.4, 3.5, 3.6)

A. Task Definition

In accordance with the common formulation [6], we define the VQA task as a multi-class classification problem. Given a multi-modal dataset $D = \{V_i, Q_i, A_i\}_i^N$ where each sample is a triplet, including a picture $V_i \in \mathcal{V}$, a question $Q_i \in \mathcal{Q}$, and an answer $A_i \in \mathcal{A}$, the task of VQA model is to learn a mapping function $\mathcal{F}_{vqa} : \mathcal{V} \times \mathcal{Q} \rightarrow \mathbb{R}^{|\mathcal{A}|}$. For each image V_i , visual features v_i are extracted by an image encoder $E_v : \mathcal{V} \rightarrow \mathbb{R}^{n_v \times d_v}$ to generate a set of n_v vectors of dimension d_v . For each question Q_i , textual features q_i are extracted by a question encoder $E_q : \mathcal{Q} \rightarrow \mathbb{R}^{n_q \times d_q}$ to generate a set of n_q vectors of dimension d_q . The final answer distribution is predicted by a mapping function $\mathcal{F}_{vqa}(v_i, q_i)$. The classical learning strategy of VQA models is to minimize the standard cross-entropy criterion over a dataset of size N :

$$\mathcal{L}_{VQA} = -\frac{1}{N} \sum_{i=0}^{N-1} \log(\text{softmax}(\mathcal{F}_{vqa}(v_i, q_i)))[A_i] \quad (1)$$

B. Structural Causal Model for VQA

Structural Causal Models (SCM) are designed for causal analysis. As shown in Figure 1, Q , V , R , and A represent textual modality information, visual modality information, multimodal representation and answer, respectively. Context bias exists in syntactic structures and keywords, influencing the learning of the multi-modal representation R and subsequently affecting the generation of the answer A . We consider high-frequency context patterns as confounder U_c and context bias as confounder bias. The existence of confounder U_c enables a backdoor path [17] between Q and R , making them spuriously correlated even if there is no direct causality between them. As shown in Figure 1a, where the answer A is influenced by three paths: $V \rightarrow R \rightarrow A$, $Q \rightarrow R \rightarrow A$, and $U_c \rightarrow R \rightarrow A$. To mitigate context bias, we block the

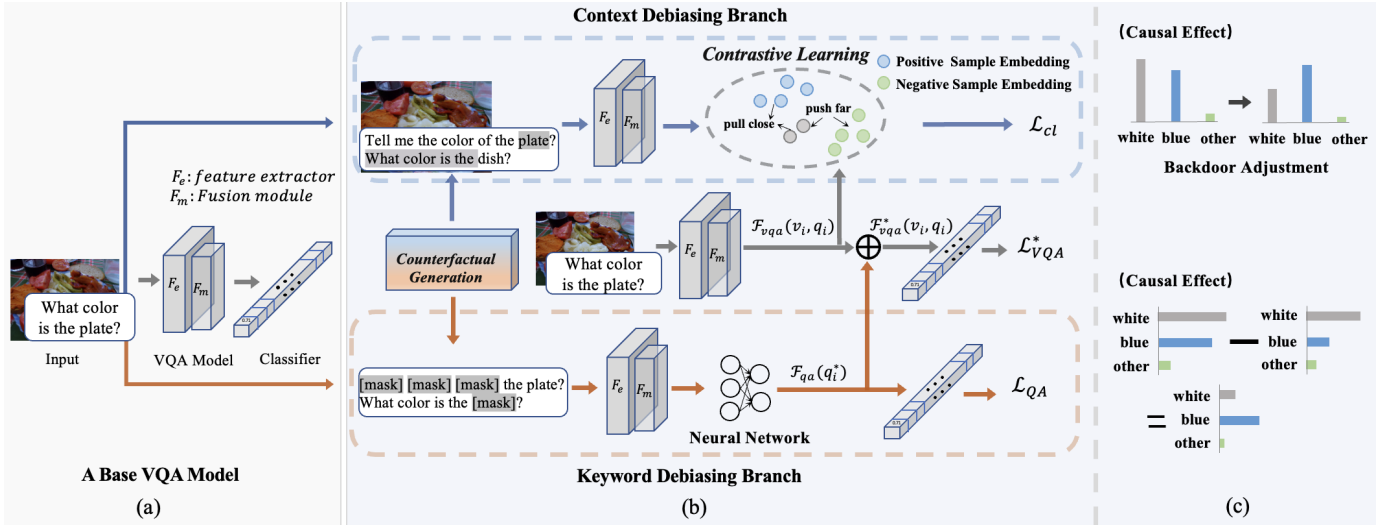


Fig. 2: An overview of CIBi. (a) shows the architecture of a base VQA model. (b) illustrates the training scheme of CIBi. (c) shows our cause-effect look at language bias in VQA.

backdoor path by applying the backdoor adjustment theorem [17]:

$$P(A|do(Q=q), V=v) = \sum_u P(Q=q, V=v, u)P(u) \quad (2)$$

where $do(\cdot)$ is the do-operator (do-calculus) [17] and $do(Q=q)$ can be understood as cutting all the original incoming arrows to Q , making Q and U_c independent.

In Figure 1b, the syntactic structure and keywords $Q_{s,k}$ influence A by two paths: $Q_{s,k} \rightarrow R \rightarrow A$ and $Q_{s,k} \rightarrow A$. We formulate the spurious correlation between keyword bias and the answer as the direct causal effect of the keyword on the answer, which is the path $Q_{s,k} \rightarrow A$. We mitigate the keyword bias by distilling the direct causal effect of the keyword and subtracting it from the total causal effect.

C. Selection Of Fine-grained Bias

In this section, we have provided a detailed explanation of the process for determining the specific concept for each component leading to fine-grained bias, including syntactic structure, keywords, and context. For example, given a sample with the question "What color is the banana?", we extract question-type words such as "What color" for each question as the syntactic structure, and select "banana" as the keyword. We define the co-occurrence pattern of "what color" and "banana" as the context.

Syntactic Structure (S): We consider the 65 question prefixes in the annotation of the original VQA dataset as the concept of syntactic structure.

Keyword (K): Following Si [24] which utilize the mutual information to measure the mutual dependence, for a QA pair (q, a) , we calculate the mutual information of each token $e \in q$ in the remaining sentence (except the question-type words) to the ground-truth answer a as:

$$MI(w, a) = \log \frac{H(w, a)}{H(w) * H(a)/K} \quad (3)$$

where $H(w)$, $H(a)$ and $H(w, a)$ respectively represent the total numbers of samples in which w , a and their co-occurrence occur. K is the total number of samples in the dataset. Richer mutual information means stronger correlation between the word and the answer. we select the word with highest score from the remaining sentence (except the question-type words) as keyword.

Context (C): We defined the sepcific pattern of question-type words and keyword from the remaining sentence as the concept of context for a given sample.

D. Context Debiasing

As described in Section III-B, the confounding variable undermines the confidence in the correlation between Q and R , further affecting the answer A . Based on the theory of causal intervention, we design a context-debiasing branch to control confounder bias and disrupt the backdoor path $U_c \rightarrow Q$ by counterfactual generation and contrastive learning. Specifically, for counterfactual generation, we first maintain a fixed syntactic structure fragment and replace the keywords in the question with synonyms. And then we keep the keywords fixed and replace the syntactic structure in the question with semantically equivalent context. As illustrated in Figure 2, the shaded portion represents the unchanged part of the question.

After obtaining the causally intervened question representation, we perform contrastive learning to enhance the interaction between modalities and magnify the differentiation of fusion representation among samples. We create positive pairs (V, Q^+) by matching V with its causally intervened question Q^+ and negative pairs by matching V with its unpaired question Q^- , which are the images within the mini-batch except the matched Q . For this purpose, we utilize the commonly used normalized temperature-scaled cross-entropy loss (InfoNCE) as the objective loss function for contrastive learning, formulated as follows:

$$\mathcal{L}_{cl} = -\frac{1}{N} \sum_{n=1}^N \mathcal{J}^{(n)} \quad (4)$$

$$\mathcal{J}^{(n)} = \frac{1}{K} \sum_{k=1}^K \log \frac{\exp h(E_{(vq)_n}, E_{(vq^+)_{n,k}})/\tau}{\sum_{i=1}^N \exp h(E_{(vq)_n}, E_{(vq)_i})/\tau} \quad (5)$$

where $E_{(vq^+)}$ denotes embedding of positive samples during training, h estimates the similarity of two samples, τ is the temperature parameter, and K is the number of positive samples. In this paper, we use cosine similarity for the estimation.

Different from previous approaches that applied contrastive learning to textual representation, we use contrastive learning at the modality fusion layer. We input both the original fused modality features of the samples and the features from the positive samples and negative samples into the contrastive learning module for computing the contrastive loss.

E. Syntactic Structure and Keyword Debiasing

In this section, we specifically introduce how to reduce keyword bias from the newly designed question-only branch called SK-debiasing branch. Technically, the question-only branch is added alongside the base VQA model. We generate counterfactual samples by randomly masking keywords and syntactic structure, and then input them into the question encoder E_q to extract question embedding q_i^* . Then we distill and calculate keyword bias by a mapping $\mathcal{F}_{qa}(q_i^*)$, which is a neural network consisting of three linear layers and a sigmoid function. We utilize fusion function \mathcal{H} to fuse $\mathcal{F}_{qa}(q_i^*)$ and $\mathcal{F}_{vqa}(v_i, q_i)$:

$$\mathcal{F}_{vqa}^*(v_i, q_i) = \mathcal{H}(\mathcal{F}_{vqa}(v_i, q_i), \mathcal{F}_{qa}(q_i^*)) \quad (6)$$

$$\mathcal{H}(\mathcal{F}_{vqa}(v_i, q_i), \mathcal{F}_{qa}(q_i^*)) = \log \sigma(\mathcal{F}_{vqa}(v_i, q_i) - \mathcal{F}_{qa}(q_i^*)) \quad (7)$$

The training strategy follows RUBi [6]. The base VQA model and question-only branch are trained with the objective of minimizing the standard cross entropy losses, which are formalized as follows:

$$\mathcal{L}_{QA} = -\frac{1}{N} \sum_{i=0}^{N-1} \log(\text{softmax}(\mathcal{F}_{qa}(q_i^*))) [A_i] \quad (8)$$

$$\mathcal{L}_{VQA}^* = -\frac{1}{N} \sum_{i=0}^{N-1} \log(\text{softmax}(\mathcal{F}_{vqa}^*(v_i, q_i))) [A_i] \quad (9)$$

F. Model Training and Testing Strategy

In general, we construct our total loss \mathcal{L}_{total} by summing the \mathcal{L}_{CL} , \mathcal{L}_{VQA}^* and \mathcal{L}_{QA} together in the following equation:

$$\mathcal{L}_{total} = \lambda \mathcal{L}_{CL} + \mathcal{L}_{VQA}^* + \mathcal{L}_{QA} \quad (10)$$

where \mathcal{L}_{VQA}^* , \mathcal{L}_{QA} are over $\mathcal{F}_{vqa}^*(v_i, q_i)$, $\mathcal{F}_{qa}(q_i^*)$, \mathcal{L}_{CL} represents the objective loss function for contrastive learning, λ is a weighting hyperparameter. We backpropagate \mathcal{L}_{total} to optimize all the related parameters, including the parameters of the base VQA model, the context-debiasing branch, and the

question-only branch. Additionally, we prevent the gradients computed from \mathcal{L}_{QA} from being propagated back to the question encoder to avoid direct capture of keyword bias. The two branches are employed only during training to learn an unbiased model from biased data. When testing, we remove both of them to maintain the base VQA model unchanged.

IV. EXPERIMENT

A. Datasets and experiment settings

We evaluate the effectiveness of our method on VQA-CP v2 [5]. VQA-CP v2 was built by reorganizing VQA v2 [16], which is designed to test the robustness of the VQA models. Additionally, we present results on the balanced VQA v2 dataset to assess whether our method over-corrects language bias.

The models are evaluated via standard VQA evaluation metric [16]: the accuracy of all answers and different question types. We conduct experiments based on the following baseline models: RUBi [6], LPF [10], CF-VQA [12], CSS [13]. The weight adjustment parameter λ in the loss \mathcal{L}_{total} is set to 0.4 with sensitivity analysis provided (Figure 4). Each training batch consists of 256 samples, and there are 30 training epochs. All other experimental settings remain consistent with the baseline model.

B. Results and analysis

Quantitative analysis. For the sake of fairness, we select several representative VQA models as the strong baselines for comparison, all of which mainly focus on the textual modality. RUBi [6], LPF [10], and CF-VQA [12] mitigate language bias by a separate question-only branch. CSS [13] balances training data so as to change the training distribution for unbiased learning. Based on the baseline RUBi [6], our approach reaches an average overall accuracy of 49.62% with an obvious improvement (+2.51%). In addition, when built upon LPF [10] and CF-VQA [12], CIBi achieves an accuracy gain of +1.37% and +2.19%, respectively. By utilizing CSS [13] as the baseline, we achieve a relatively slight improvement (+0.63%). Nevertheless, the results still indicate that our method contributes to discerning fine-grained biases, thereby enhancing the accuracy of ‘‘Yes/No’’ questions and ‘‘other’’ questions. Note that CIBi surpasses the baseline models RUBi [6], LPF [10], CSS [13] by an obvious margin (+3.91%, +0.71% and +2.57%) on ‘‘Yes/No’’ questions and surpasses the baseline models RUBi [6], LPF [10], CF-VQA [12] (+11.33%, +7.20% and +20.13%) on ‘‘Number’’ questions. Because these two types of question are susceptible to fine-grained context bias and keyword bias, which is ignored by previous methods. Additionally, the results show a certain correlation with the baseline. This is because our method to some extent relies on the model’s inherent ability to capture language bias. The competitive performance on VQA-CP v2 shows that our approach mitigates the fine-grained language bias on answers effectively and integrates well with other VQA models. Additionally, the results on VQA v1 also demonstrate

TABLE I: Comparison of the accuracies (%) on VQA-CP v2 *test* and VQA v2 *val* set with different baselines.

| Models | Base | VQA-CP v2 test | | | | VQA v2 val | | | | Gap Δ |
|-------------|--------|----------------|-------|-------|-------|--------------|-------|-------|-------|--------------|
| | | All | Y/N | Num | Other | All | Y/N | Num | Other | |
| SAN [1] | - | 24.96 | 38.35 | 11.14 | 21.74 | 52.41 | 70.06 | 39.28 | 47.84 | - |
| UpDn [2] | - | 39.74 | 42.27 | 11.93 | 46.05 | 52.41 | 70.06 | 39.28 | 47.84 | - |
| S-MRL [6] | - | 38.46 | 42.85 | 12.81 | 43.20 | 63.10 | - | - | - | - |
| RUBi [6] | S-MRL | 47.11 | 68.65 | 20.28 | 43.18 | 61.16 | - | - | - | - |
| LPF [10] | UpDn | 55.34 | 88.61 | 23.78 | 46.54 | 55.01 | 64.87 | 37.45 | 52.08 | - |
| CF-VQA [12] | S-MRL | 55.05 | 90.61 | 21.50 | 45.61 | 60.94 | 81.13 | 43.86 | 50.11 | - |
| CSS [13] | UpDn | 58.95 | 84.37 | 49.42 | 48.21 | 59.91 | 73.25 | 39.77 | 55.11 | - |
| CIBi (ours) | RUBi | 49.62 | 72.56 | 31.61 | 44.52 | 61.22 | 75.49 | 40.07 | 53.86 | + 2.51 |
| CIBi (ours) | LPF | 56.71 | 89.23 | 30.98 | 46.59 | 58.41 | 71.03 | 39.18 | 52.61 | + 1.37 |
| CIBi (ours) | CF-VQA | 57.62 | 90.54 | 41.63 | 44.31 | 61.59 | 82.02 | 43.60 | 51.79 | + 2.19 |
| CIBi (ours) | CSS | 59.58 | 86.94 | 49.98 | 50.24 | 60.47 | 81.04 | 42.94 | 50.02 | + 0.63 |

Gap Δ represents the accuracy improvements of the “All” question type on VQA-CP v2 dataset.

TABLE II: Ablation study of the CIBi on VQA-CP v2 with baseline RUBi.

| Models | All | Y/N | Num | Other |
|-----------------------------|-------|-------|-------|-------|
| RUBi [6] | 47.11 | 68.65 | 20.25 | 43.18 |
| w/o SK-debiasing brach | 48.37 | 71.34 | 22.43 | 43.06 |
| w/o context-debiasing brach | 48.59 | 70.62 | 27.57 | 43.51 |
| CIBi | 49.62 | 72.56 | 31.61 | 44.52 |

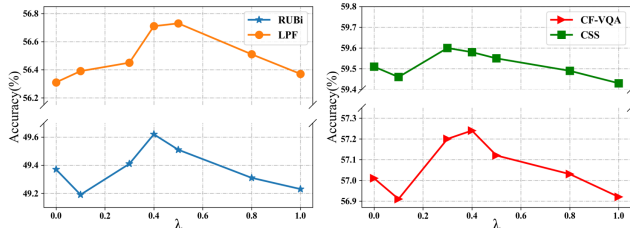


Fig. 3: Sensitivity of VQA accuracy on VQA-CP v2 test.

the competitive performance and robustness of our method, indicating that we have not overly mitigated bias.

Qualitative analysis. Figure 4 illustrates answer distributions for VQA-CP v2 train and test sets, the RUBi and the CIBi of two question examples: “What color are the bananas?” and “is this...?”. For “is this” questions, RUBi tends to overfit the answer distribution of the training set and predicts the frequently-used answer “yes”. Compared to RUBi, our method can better recover the answer distribution in the test set on both question examples, which validates the effectiveness of CIBi in mitigating finer-grained language bias.

C. Ablation Studies

To validate the effectiveness of the key components in CIBi, we re-train different versions of our model by ablating certain components. The results on VQA-CP v2 are listed in Table II. Compared to Baseline, *w/o context-debiasing* branch and *w/o keyword-debiasing* branch respectively achieved an overall accuracy increase of +1.26% and +1.48%, but still performs worse than the complete model.



Fig. 4: The answer distributions on the VQA-CP v2. CIBi is based on RUBi.

V. CONCLUSION

In this work, we propose CIBi, a casual intervention training scheme designed to be model agnostic, to reduce fine-grained language bias learned by the VQA model. It is based on two debiasing branches that capture and remove syntactic structure, keyword and context bias from the textual modality, respectively. Experiments show that CIBi is effective with different kinds of common VQA models. In future work, we will explore the applicability of our learning scheme in addressing uni-modal biases across various multi-modal tasks.

REFERENCES

- [1] Zichao Yang, Xiaodong He, Jianfeng Gao, Li Deng, and Alex Smola, “Stacked attention networks for image question answering,” in *Proceedings of the IEEE conference on computer vision and pattern recognition*, 2016, pp. 21–29.
- [2] Peter Anderson, Xiaodong He, Chris Buehler, Damien Teney, Mark Johnson, Stephen Gould, and Lei Zhang, “Bottom-up and top-down attention for image captioning and visual question answering,” in *Proceedings of the IEEE conference on computer vision and pattern recognition*, 2018, pp. 6077–6086.
- [3] A Zisserman K Simonyan, “Very deep convolutional networks for large-scale image recognition,” in *Proceedings of the International Conference on Learning Representations (ICLR)*, 2014.
- [4] Schmidhuber J Hochreiter S, “Long short-term memory,” *Neural Computation*, pp. 1735–1780, 1997.
- [5] Aishwarya Agrawal, Dhruv Batra, Devi Parikh, and Aniruddha Kembhavi, “Don’t just assume; look and answer: Overcoming priors for visual question answering,” in *Proceedings of the IEEE conference on computer vision and pattern recognition*, 2018, pp. 4971–4980.
- [6] Remi Cadene, Corentin Dancette, Matthieu Cord, Devi Parikh, et al., “Rubi: Reducing unimodal biases for visual question answering,” *Advances in neural information processing systems*, vol. 32, 2019.

- [7] Long Chen, Yuhang Zheng, and Jun Xiao, “Rethinking data augmentation for robust visual question answering,” in *European Conference on Computer Vision*. Springer, 2022, pp. 95–112.
- [8] Jialin Wu and Raymond Mooney, “Self-critical reasoning for robust visual question answering,” *Advances in Neural Information Processing Systems*, vol. 32, 2019.
- [9] Luke Zettlemoyer Christopher Clark, Mark Yatskar, “Don’t take the easy way out: Ensemble based methods for avoiding known dataset biases,” in *In Proceedings of the 2019 Conference on Empirical Methods in Natural Language Processing and the 9th International Joint Conference on Natural Language Processing (EMNLP-IJCNLP)*, 2019, pp. 4060–4073.
- [10] Zujie Liang, Haifeng Hu, and Jiaying Zhu, “Lpf: A language-prior feedback objective function for de-biased visual question answering,” in *Proceedings of the 44th international ACM SIGIR conference on research and development in information retrieval*, 2021, pp. 1955–1959.
- [11] Yangyang Guo, Liqiang Nie, Zhiyong Cheng, Feng Ji, Ji Zhang, and Alberto Del Bimbo, “Aadvqa: Overcoming language priors with adapted margin cosine loss,” *arXiv preprint arXiv:2105.01993*, 2021.
- [12] Yulei Niu, Kaihua Tang, Hanwang Zhang, Zhiwu Lu, Xian-Sheng Hua, and Ji-Rong Wen, “Counterfactual vqa: A cause-effect look at language bias,” in *Proceedings of the IEEE/CVF Conference on CVPR*, 2021, pp. 12700–12710.
- [13] Zujie Liang, Weitao Jiang, Haifeng Hu, and Jiaying Zhu, “Learning to contrast the counterfactual samples for robust visual question answering,” in *Proceedings of the 2020 conference on empirical methods in natural language processing (EMNLP)*, 2020, pp. 3285–3292.
- [14] Camila Kolling, Martin More, Nathan Gavenski, Eduardo Pooch, Otávio Parraga, and Rodrigo C Barros, “Efficient counterfactual debiasing for visual question answering,” in *Proceedings of the IEEE/CVF winter conference on applications of computer vision*, 2022, pp. 3001–3010.
- [15] Tejas Gokhale, Pratyay Banerjee, Chitta Baral, and Yezhou Yang, “Mutant: A training paradigm for out-of-distribution generalization in visual question answering,” *arXiv preprint arXiv:2009.08566*, 2020.
- [16] Stanislaw Antol, Aishwarya Agrawal, Jiasen Lu, Margaret Mitchell, Dhruv Batra, and C Lawrence Zitnick, “Vqa: Visual question answering,” in *ICCV*, 2015, pp. 1, 5.
- [17] Judea Pearl, Madelyn Glymour, and Nicholas P Jewell, *Causal inference in statistics: A primer*, John Wiley & Sons, 2016.
- [18] Vedika Agarwal, Rakshith Shetty, and Mario Fritz, “Towards causal vqa: Revealing and reducing spurious correlations by invariant and covariant semantic editing,” in *Proceedings of the IEEE/CVF Conference on Computer Vision and Pattern Recognition*, 2020, pp. 9690–9698.
- [19] Peng Zhang, Yash Goyal, Douglas Summers-Stay, Dhruv Batra, and Devi Parikh, “Yin and yang: Balancing and answering binary visual questions,” in *Proceedings of the IEEE conference on computer vision and pattern recognition*, 2016, pp. 5014–5022.
- [20] Yash Goyal, Tejas Khot, Douglas Summers-Stay, Dhruv Batra, and Devi Parikh, “Making the v in vqa matter: Elevating the role of image understanding in visual question answering,” in *Proceedings of the IEEE conference on computer vision and pattern recognition*, 2017, pp. 6904–6913.
- [21] Abhishek Das, Harsh Agrawal, Larry Zitnick, Devi Parikh, and Dhruv Batra, “Human attention in visual question answering: Do humans and deep networks look at the same regions?,” *Computer Vision and Image Understanding*, vol. 163, pp. 90–100, 2017.
- [22] Dong Huk Park, Lisa Anne Hendricks, Zeynep Akata, Anna Rohrbach, Bernt Schiele, Trevor Darrell, and Marcus Rohrbach, “Multimodal explanations: Justifying decisions and pointing to the evidence,” in *Proceedings of the IEEE conference on computer vision and pattern recognition*, 2018, pp. 8779–8788.
- [23] Gabriel Grand and Yonatan Belinkov, “Adversarial regularization for visual question answering: Strengths, shortcomings, and side effects,” *arXiv preprint arXiv:1906.08430*, 2019.
- [24] Qingyi Si, Fandong Meng, Mingyu Zheng, Zheng Lin, Yuanxin Liu, Peng Fu, Yanan Cao, Weiping Wang, and Jie Zhou, “Language prior is not the only shortcut: A benchmark for shortcut learning in vqa,” *arXiv preprint arXiv:2210.04692*, 2022.