

Work-in-Progress: Traded Control Transfer for Managing Real-Time Sensor Uncertainties in Autonomous Vehicle

Md Sakib Galib Sourav

Department of EECS

University of Toledo

Toledo, USA

msourav@rockets.utoledo.edu

Liang Cheng

Department of EECS

University of Toledo

Toledo, USA

liang.cheng@utoledo.edu

Abstract—At Levels 2 and 3 of autonomous driving defined by the Society of Auto-motive Engineers, drivers must take on certain driving responsibilities, and automated driving must sometimes yield to human control. This situation can occur in real time due to uncertainties in sensor measurements caused by environmental factors like fog or smoke. To address this challenge, we propose a method to manage real-time sensor uncertainties in autonomous vehicles by monitoring sensor conflicts and dynamically adjusting control authority to maintain safe operation. However, to achieve this, we have introduced a novel metric called the Degree of Conflicts (DoC), which quantifies the conflict between real-time sensor data by measuring the differences between data from multiple sensors. Our approach aims to demonstrate the importance of selecting an appropriate DoC threshold for transferring control between the automation agent and the human driver. The results have shown that choosing the correct DoC threshold can enhance safety by promptly handing over the driving control from the automation system to the human driver in challenging conditions.

Index Terms—Autonomous vehicles, Sensor uncertainties, Traded control, Car following, Foggy environment, Safety

I. INTRODUCTION

Cooperative driving, an evolution of Advanced Driver Assistance Systems (ADAS), enhances human-automation collaboration [1]. A key component is the arbitration system [2], which allocates control between human and machine. While research has focused on automation assisting drivers [3], [4], little attention has been given to human drivers assisting automation agents, with [5] being the first to address this issue for potentially dangerous automated actions.

To our knowledge, no work has explored arbitration systems focusing on degraded perception in automation agents.

Modern autonomous vehicles use various sensors, each with inherent limitations. Although sensor fusion can mitigate individual sensor weaknesses [6], highly conflicting information may degrade performance [7], potentially leading to disastrous consequences in autonomous vehicles. To address this critical issue, we propose a novel traded control transfer approach for

autonomous vehicles that leverages human assistance when automation perception is degraded.

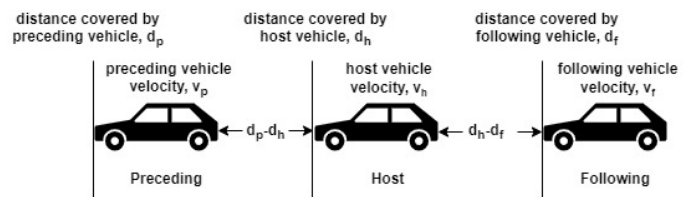


Fig. 1. Car-following scenario

II. PROBLEM STATEMENT

We adopted a car-following scenario with a host car, a preceding car, and a following car to measure safety in terms of rear-end collision risks (Fig. 1). The host car uses radar and LiDAR, fused via Extended Kalman Filter (EKF). Selecting appropriate process noise covariance and measurement noise covariance matrices for EKF poses a significant challenge. While measurement noise covariance is typically based on sensor specifications, process noise covariance often relies on expert knowledge and trial-and-error [8]. This becomes problematic for autonomous vehicles in dynamic environments. Improper modeling of process noise covariance can exacerbate issues when sensor measurements greatly differ, potentially causing the filter to rely on inaccurate data and produce skewed state estimates. This compromises the vehicle's environmental perception and decision-making. Adaptive filtering, proposed as a solution, has limitations in real-world applications [9], including parameter interdependence, stability issues, and sensitivity to initial conditions. While a voting scheme might help, determining sensor accuracy remains challenging. When environmental uncertainties exceed the autonomous system's perception capabilities, control should be transferred to the human driver for safety.

III. PROPOSED APPROACH

We proposed a traded control transfer method (Arbitrator block in Fig. 2) that continuously monitors conflicts between

radar and LiDAR data, quantified through a degree of conflicts (DoC) metric. This aligns with Vargas et al. [10], who suggest at least one sensor type usually maintains functionality across various situations. The arbitrator decides between automation agent or human driver control based on the DoC value. This approach attempts to detect weather-related edge cases, ensures driver safety by transferring control when necessary, and allows the automation to learn from human driving behavior during these periods. Our method dynamically adjusts control based on sensor agreement, enhancing safety while enabling continuous improvement of the automated system.

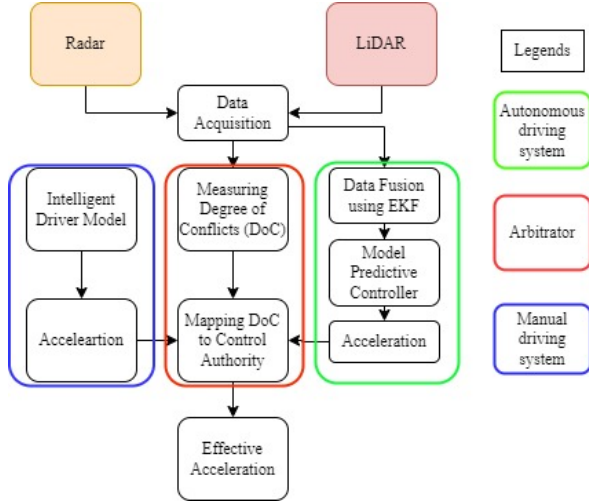


Fig. 2. System architecture incorporating proposed traded control transfer method

A. Autonomous Driving System

Both host car and the car following it consist of the Adaptive Cruise Control (ACC) system (different values of model parameters and MPC parameters) that maintains a desired distance and velocity with the car in front of it by adjusting the vehicle's acceleration. The simplified state-space model for both host and following vehicle can be described as follows [10].

$$\dot{x} = Ax + Bu \quad (1)$$

$$y = Cx \quad (2)$$

The state variables are the distance error δd , velocity error δv , and host vehicle acceleration $\dot{v}_h (= a_A)$. The control input u is the system input, and the output y denotes the acceleration resulting from the host vehicle's traction force. The state space matrices are defined as [10]:

$$A = \begin{bmatrix} 0 & 1 & -T_{hw} \\ 0 & 0 & -1 \\ 0 & 0 & -\frac{1}{T_e} \end{bmatrix} \quad B = \begin{bmatrix} 0 \\ 0 \\ -\frac{K_e}{T_e} \end{bmatrix} \quad C = [0 \quad 0 \quad 1]$$

Here, T_e is the engine time constant and K_e is the steady-state gain.

B. Manual Driving System

The Intelligent Driver Model (IDM) captures the dynamics of a vehicle based on its interactions with the preceding vehicle and the desired driving characteristics of the driver. The vehicle acceleration based on the IDM is given by [12]:

$$a_H = a_{max} \left[1 - \left(\frac{v_h}{v_0} \right)^\delta - \left(\frac{s^*(v_h, \Delta v)}{s} \right)^2 \right] \quad (3)$$

where v_h is the current velocity of the host vehicle and Δv is the relative velocity to the preceding vehicle. The desired minimum gap $s^*(v_h, \Delta v)$ is calculated as [11]:

$$s^*(v_h, \Delta v) = s_0 + \max \left(0, v_h T_{hw} + \frac{v_h \Delta v}{2\sqrt{a_{max} b}} \right) \quad (4)$$

The Intelligent Driver Model (IDM) uses several key parameters. These include v_0 , the desired velocity in free traffic; T_{hw} , the desired gap to the preceding vehicle; a_{max} , the maximum acceleration; and b , the comfortable deceleration. Additionally, δ represents the acceleration exponent, which influences acceleration smoothness, while s_0 denotes the minimum distance between vehicles in congested traffic.

C. Arbitrator

In our proposed traded control transfer approach, the arbitration or control authority parameter λ depends on the conflicts between LiDAR and radar.

1) *Conflict Analysis*: We propose a measure of sensor conflicts called the Degree of Conflicts (DoC), which uses a sigmoid function to obtain a normalized value (0 to 1) representing the conflict between sensors. The DoC is denoted as:

$$DoC = f(z) = \frac{1}{1 + e^{-10(z-1)}} \quad (5)$$

Here, z is the difference between the radar and LiDAR data averaged over a certain length of window. However, it is noteworthy that we use the sigmoid function with a scaling factor of 10 and a center of 1 for transitions in the positive domain, which fits our non-negative input z . Due to differing noise characteristics of radar and LiDAR, identical readings are unlikely. Even if they occur, at $z = 0$, the conflict value is (0.00005) which is negligible and indicates minimal conflict. With the increase of scaling factor, the function becomes steeper. Although it does not matter for our current method, in future our future method needs it to be less steep to ensure smooth transition of control.

2) *DoC-Based Control Authority Allocation*: In this step, we determine value for the authority parameters λ_H and λ_A , which decide who controls the autonomous vehicle. It is assumed that $\lambda_H + \lambda_A = 1$, where λ_A represents the degree of authority of the automation agent. In the control transfer process, λ_A is defined as:

$$\lambda_A = \begin{cases} 1 & \text{if } 0 \leq DoC < DoC_{Th} \\ 0 & \text{otherwise} \end{cases} \quad (6)$$

The vehicle operates autonomously ($\lambda_A = 1$) and drives itself until the DoC reaches the threshold DoC_{Th} . Beyond this threshold, the value of λ_H is set to 1, indicating that the human driver takes control.

D. Effective Acceleration

The ultimate acceleration at discrete time index k is calculated as follows [13]:

$$a(k) = \lambda_H a_H(k) + \lambda_A a_A(k) \quad (7)$$

where a is the effective acceleration at time step k , a_H and λ_H are the acceleration input from human driver and its degree of control authority, a_A and λ_A are the acceleration input from automation system and its degree of control authority.

IV. EXPERIMENTS AND RESULTS

We tested our proposed approach for car-following scenario (Fig. 1) in MATLAB, both without and with traded control transfer (Figures 3 and 4). The experiment ran for 500 time steps (sampling time 0.1s), with the host vehicle equipped with radar and LiDAR sensors to measure the distance to the preceding vehicle. To introduce challenging conditions, we simulated fog between time steps 190-300 (between 19-30 seconds) taking the fact into consideration that fog affects the LiDAR readings but not the radar, consequently impacting the Extended Kalman Filter-fused distance data. As a result, the automation agent of the host vehicle perceived the distance to the preceding vehicle as less than the actual distance. In the scenario without traded control transfer (Fig. 3), the host vehicle responded by decelerating to slow down (between 190 and 300 time steps) to maintain a distance which is more than the safe distance from the preceding vehicle. This action reduced the distance between the host vehicle and the vehicle following it. For the proposed traded control transfer implementation (Fig. 4), we empirically set the threshold value of DoC as 0.5 for switching control between the automation agent and human driver. Under human control, the car maintained desired speed instead of slowing down until control reverted to the automation agent again.

A. Evaluation Metrics

- **Safety Improvement:** Safety is measured in terms of Compromised Safety (CS) which is the reduction in dynamic safe distance between the host car and the following car over the relevant time steps (T) for both scenarios. We calculate the improvement in safety by comparing the CS values under different control strategies over these time steps. The Safety Improvement is calculated using the following equation:

$$\text{Safety Improvement (SI)} = \frac{1}{T} \sum_{k=1}^T \frac{CS_t^{\text{No Traded control}} - CS_t^{\text{Traded control}}}{CS_t^{\text{No Traded control}}} \quad (8)$$

SI measures the average reduction in compromised safety when transitioning from the "No Traded control" scenario to the "Traded control" scenario over the T time steps.

- **Redundant Human Engagement (RHE):** RHE is defined as below:

$$\text{RHE} = \frac{\text{Total time when IDM is active}}{\text{Total time when fog is absent}} \quad (9)$$

We calculated the RHE for different thresholds as well.

B. Result Discussion

In this subsection, we analyze the experimental results we perform to evaluate the effectiveness of the proposed approach.

TABLE I
SAFETY IMPROVEMENT AND REDUNDANT HUMAN ENGAGEMENT AT DIFFERENT THRESHOLDS

Threshold (DoC_{Th})	SI (%)	RHE (%)
0.2	100	100
0.5	80.79	0
0.8	10.23	0

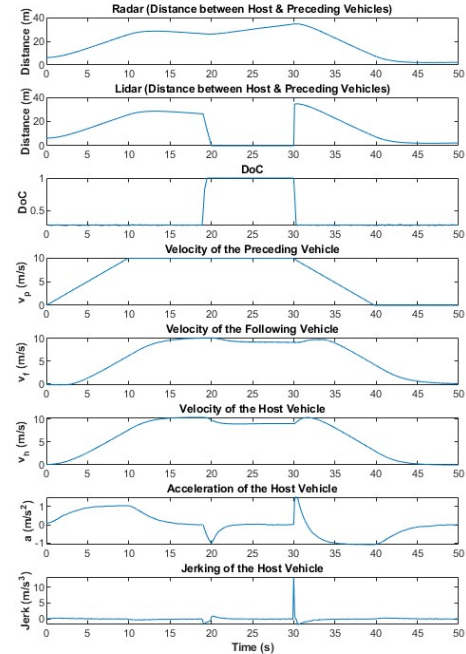


Fig. 3. Car-following without traded control transfer.

The data Table I demonstrates an inverse relationship between safety improvement and redundant human engagement across thresholds. While 0.2 maximizes safety at 100% but requires full human involvement, 0.8 eliminates unnecessary engagement but reduces safety improvement to 10.23%. The 0.5 threshold emerges as the optimal balance, achieving 80.79% safety improvement without redundant human engagement, effectively handling adverse weather condition optimizing both safety and operational efficiency. However, improvements in comfort and transition smoothness are needed.

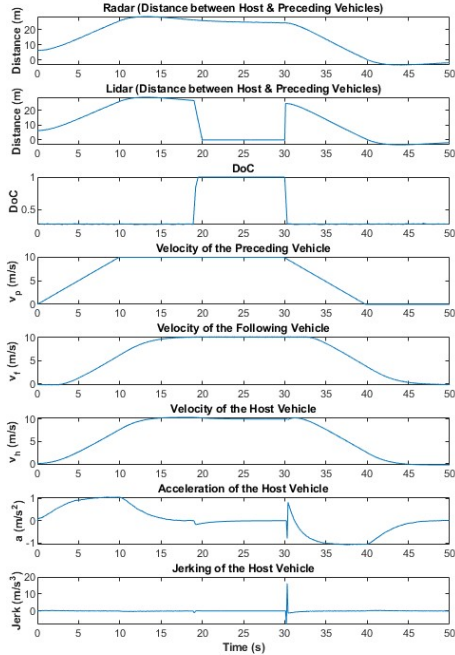


Fig. 4. Car-following with traded control transfer.

V. FUTURE WORK

While our proposed traded control transfer approach shows promise, several areas require further research:

- **Vehicle Model:** Incorporate detailed vehicle model instead of simplified one used in this work.
- **Smooth Control Transfer:** Develop methods for smoother transitions between automation and human control to eliminate jerking ensuring comfort (Fig. 4).
- **Adaptive Threshold:** Design an arbitrator that utilizes multiple information sources (e.g., driver readiness, how fast the following vehicle is approaching, how fast the host vehicle is slowing down, etc.) in addition to DoC for real-time decision-making, eliminating reliance on predefined DoC_{Th} .
- **Human Driver Modeling:** Incorporate visibility factors into the IDM-based human driver model, adjusting outputs to reflect reduced visibility in foggy conditions for more realistic post-transfer behavior analysis.
- **Emergency Fallback:** Implement a system to handle scenarios where the human driver is not ready to take control when the arbitrator initiates a transfer, ensuring continuous safe operation.
- **Heterogeneous Following Scenarios:** Our current evaluation considers the following vehicle to be controlled by an automation agent as host vehicle. Analyzing the performance of the proposed method in scenarios, where the following vehicle is driven by a human with varying characteristics (e.g., aggressiveness, cautiousness), would

provide insights into its robustness in real-world conditions.

- **Comparative Study:** Compare the performance of our DoC metric with other sensor data conflict measurement methods, such as those discussed in [14].

VI. CONCLUSION

This study proposes a traded control transfer method for managing sensor uncertainties in autonomous vehicles operating in adverse conditions. By continuously monitoring sensor disagreement and dynamically adjusting control authority, our approach demonstrates enhanced safety compared to fully autonomous systems. Future research will focus on smooth control transfer, adaptive threshold, visibility of human driver, emergency fallback and heterogeneous following scenarios.

REFERENCES

- [1] M. Marcano, S. Daz, J. Prez, and E. Irigoyen, "A Review of Shared Control for Automated Vehicles: Theory and Applications," *IEEE Transactions on Human-Machine Systems*, vol. 50, no. 6, pp. 475–491.
- [2] D. P. Losey, C. G. McDonald, E. Battaglia, and M. K. O'Malley, "A Review of Intent Detection, Arbitration, and Communication Aspects of Shared Control for Physical Human–Robot Interaction," *Applied Mechanics Reviews*, vol. 70, no. 010804, Feb. 2018.
- [3] J. Sarabia, M. Marcano, J. Pérez, A. Zubizarreta, and S. Diaz, "A review of shared control in automated vehicles: System evaluation," in *Frontiers in Control Engineering*, Feb. 2023, p. 1058923.
- [4] X. Wu, C. Su, and L. Yan, "Human–Machine Shared Steering Control for Vehicle Lane Changing Using Adaptive Game Strategy," *Machines*, vol. 11, no. 8, Art. no. 8, Aug. 2023.
- [5] Y. Wu, H. Wei, X. Chen, J. Xu, and S. Rahul, "Adaptive Authority Allocation of Human-Automation Shared Control for Autonomous Vehicle," *Int.J Automot. Technol.*, vol. 21, no. 3, pp. 541–553, Jun. 2020.
- [6] Y. Zhang, A. Carballo, H. Yang, and K. Takeda, "Perception and sensing for autonomous vehicles under adverse weather conditions: A survey," *ISPRS Journal of Photogrammetry and Remote Sensing*, vol. 196, pp. 146–177, Feb. 2023, doi: 10.1016/j.isprsjprs.2022.12.021.
- [7] C. Thomas and N. Balakrishnan, "Mathematical analysis of sensor fusion for intrusion detection systems," in *2009 First International Communication Systems and Networks and Workshops*, Bangalore, India: IEEE, Jan. 2009, pp. 1–10.
- [8] S. Akhlaghi, N. Zhou and Z. Huang, "Adaptive adjustment of noise covariance in Kalman filter for dynamic state estimation," *2017 IEEE Power & Energy Society General Meeting*, Chicago, IL, USA, 2017, pp. 1-5.
- [9] A. Almagbile, J. Wang, and W. Ding, "Evaluating the Performances of Adaptive Kalman Filter Methods in GPS/INS Integration," *Journal of Global Positioning Systems*, 2017.
- [10] J. Vargas, S. Alswiss, O. Toker, R. Razdan, and J. Santos, "An Overview of Autonomous Vehicles Sensors and Their Vulnerability to Weather Conditions," *Sensors (Basel)*, vol. 21, no. 16, p. 5397, Aug. 2021.
- [11] T. Takahama and D. Akasaka, "Model Predictive Control Approach to Design Practical Adaptive Cruise Control for Traffic Jam," *IJAE*, vol. 9, no. 3, pp. 99–104, 2018.
- [12] M. Treiber, A. Hennecke, and D. Helbing, "Congested Traffic States in Empirical Observations and Microscopic Simulations," *Phys. Rev. E*, vol. 62, no. 2, pp. 1805–1824, Aug. 2000.
- [13] M. Omae, T. Fujioka, N. Hashimoto, and H. Shimizu, "The Application of RTK-GPS and Steer-by-Wire Technology to the Automatic Driving of Vehicles and An Evaluation of Driver Behavior," *IATSS Research*, vol. 30, no. 2, pp. 29–38, Jan. 2006.
- [14] Z. Zhang, T. Liu, D. Chen, and W. Zhang, "Novel Algorithm for Identifying and Fusing Conflicting Data in Wireless Sensor Networks," *Sensors (Basel)*, vol. 14, no. 6, pp. 9562–9581, May 2014.