

A Parameter Update Balancing Algorithm for Multi-task Ranking Models in Recommendation Systems

Jun Yuan*

Huawei Technologies Co., Ltd.
Shenzhen, China
yuanjun25@huawei.com

Guohao Cai*

Huawei Noah's Ark Lab
Shenzhen, China
caiguohao1@huawei.com

Zhengkua Dong[✉]

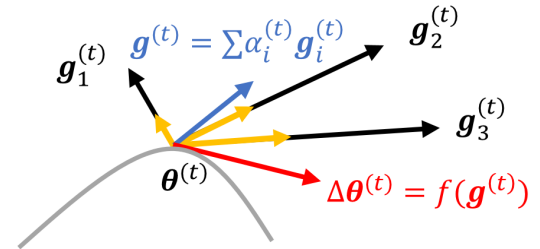
Huawei Noah's Ark Lab
Shenzhen, China
dongzhengkua@huawei.com

Abstract—Multi-task ranking models have become essential for modern real-world recommendation systems. While most recommendation researches focus on designing sophisticated models for specific scenarios, achieving performance improvement for multi-task ranking models across various scenarios still remains a significant challenge. Training all tasks naïvely can result in inconsistent learning, highlighting the need for the development of multi-task optimization (MTO) methods to tackle this challenge. Conventional methods assume that the optimal joint gradient on shared parameters leads to optimal parameter updates. However, the actual update on model parameters may deviate significantly from gradients when using momentum based optimizers such as Adam, and we design and execute statistical experiments to support the observation. In this paper, we propose a novel Parameter Update Balancing algorithm for multi-task optimization, denoted as *PUB*. In contrast to traditional MTO method which are based on gradient level tasks fusion or loss level tasks fusion, *PUB* is the first work to optimize multiple tasks through parameter update balancing. Comprehensive experiments on benchmark multi-task ranking datasets demonstrate that *PUB* consistently improves several multi-task backbones and achieves state-of-the-art performance. Additionally, experiments on benchmark computer vision datasets show the great potential of *PUB* in various multi-task learning scenarios. Furthermore, we deployed our method for an industrial evaluation on the real-world commercial platform, *HUAWEI AppGallery*, where *PUB* significantly enhances the online multi-task ranking model, efficiently managing the primary traffic of a crucial channel.

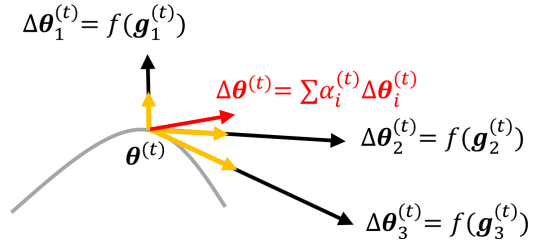
Index Terms—Multi-task Optimization, Recommendation System

I. INTRODUCTION

Multi-task learning (MTL) is a powerful technique widely applied to various recommendation systems [1]–[6], including e-commerce, social media, news/video feeds, and online advertising. For instance, in e-commerce, a ranking model can be trained on multiple related tasks, such as predicting user ratings, click-through rate, and purchase likelihood. This model learns shared representations of users and items, which can be used to make personalized recommendations. Similarly, in social media, an MTL model can be trained on tasks such as predicting user engagement with posts, comments, and likes.



(a) Conventional Gradient balancing method (GBM).



(b) Our parameter update balancing method (PUB).

Fig. 1: Visualization of the difference between conventional GBM and PUB. We show the joint gradient obtained by GBMs (blue) and the update of parameters (red). The yellow vectors illustrate the result scaled by the factor α , and f denotes the optimizer function.

MTL has demonstrated significant potential for enhancing the accuracy of recommendation systems and user experience.

Current multi-task models often share some parameters across all tasks to learn shared representations and then use task-specific parameters to predict multiple labels. However, the intricate and competing correlations among tasks may result in inequitable learning if all tasks are naïvely trained together. This problem is also known as the *seesaw problem* [7], where improving performance in one task comes at the expense of other tasks. A major reason behind this issue is conflicting gradients [8], meaning the gradients of different task are not well aligned. As a result, following the average gradient direction can be detrimental to the performance of specific tasks. To address this issue, many multi-

* Equal Contribution

✉ Corresponding author

task optimization methods have been conducted to alleviate this problem [9]–[14]. As shown in Figure 1(a), these methods try to combine per-task gradients (black arrow) into an optimal joint direction (blue arrow). Then, they employ an optimizer to compute parameter updates $\Delta\theta$ (red arrow) to modify model parameters. Although existing MTO methods could alleviate seesaw problem to some extent, they are all based on gradient level tasks fusion or loss level tasks fusion, and weighted loss will converge to gradient balancing with regard to shared parameter updating. It is worth noting that the actual updates of model parameters may deviate significantly from their gradients [6], especially when employing momentum based optimizers like Adam and AdaGrad, etc.

In this paper, we propose a Parameter Updating Balancing method, denoted as *PUB*, to overcome the seesaw problem in optimizing multi-task ranking model with shared parameters. As illustrated in Figure 1(b), unlike traditional methods that balance task gradients, *PUB* aims to effectively identify the optimal joint parameter update based on task updates. In this way, *PUB* is able to overcome the limitations of conventional methods mentioned above. As shown in Figure 2, we conducted a toy experiment with Adam optimizer to intuitively understand the differences between *PUB* and several state-of-the-art (SOTA) methods. Our contributions are summarized as follows:

- We identify a fundamental problem with existing gradient balancing methods in benchmark multi-task ranking datasets and further substantiate our observation through the design and execution of statistical experiments in multi-task ranking datasets.
- We introduce *PUB*, a multi-task optimization method that balances parameter updates, as a solution to overcome the limitations of conventional approaches. To the best of our knowledge, *PUB* is the first work to optimize multiple tasks through update balancing.
- Extensive experiments on four public benchmark ranking datasets demonstrate that *PUB* improves various multi-task models and achieves state-of-the-art results. Experiments on computer vision dataset show the great potential of *PUB* in various multi-task learning scenarios. Furthermore, we deployed *PUB* on a commercial recommendation system, and the online A/B testing results demonstrate the effectiveness of our method.

II. RELATED WORK

MTL simultaneously learns the tasks by minimizing their empirical losses together. It is common for some specific tasks to be learned well while others are overlooked, *i.e.*, the seesaw problem. A main symptom of the seesaw problem is poor overall performance. In this section, we briefly discuss two main categories of MTL methods.

Multi-task optimization (MTO) tries to find task weights that are multiplied by the raw losses for model optimization. Generally, MTO methods can be divided into two categories [15], Gradient Balancing and Loss Balancing.

Gradient Balancing Method (GBM) attempts to alleviate mutual competition among tasks by combining the per-task gradients of shared parameters into a joint update direction using a particular heuristic. Existing methods typically search for task weights based on a mathematical theory, such as Pareto optimality, which theoretically implies the potential for great generalization of these methodologies [16]. MGDA [9] casts multi-task learning as multi-object optimization and finds the minimum-norm point in the convex hull composed by the gradients of multiple tasks. MGDA-UB [17] proposes an approximation of the original optimization problem of MGDA to improve efficiency. PCGrad [18] avoids interference between tasks by projecting the gradient of one task onto the normal plane of the other. CAGrad [8] optimizes for the average loss while explicitly controlling the minimum decrease rate across tasks. GBMs can evenly learn task-shared parameters while ignoring task-specific ones, making them perform poorly when the loss scale of tasks is huge [14]. IMTL [13] and NashMTL [12] are loss scale-free GBM. IMTL-G makes the aggregated gradient have equal projections onto individual tasks, and IMTL-L scales all task-specific loss to be same. NashMTL uses the Nash bargaining solution to make tasks negotiate and reach an agreement on a joint direction of parameter update in the ball of fixed radius centered around zero. The strict restrictions of above two methods make them unable to consistently improve the MTL model.

Loss Balancing Method (LBM) uses a delicate heuristic to integrate losses of various tasks based on certain assumptions. Uncertainty weighting [19] models the loss weights as data-agnostic task-dependent homoscedastic uncertainty. Then loss weighting is derived from maximum likelihood estimation. GradNorm [20] learns the loss weights to enforce the norm of the scaled gradient for each task to be close. BanditMTL [21] adds the variance of task losses to regularize optimization, but it focuses on the task with a large loss scale. To balance the loss scale, it needs to adopt some tricks. LBMs often have higher efficiency than GBM, and some LBMs, such as GradNorm, can prevent MTL from being biased in favor of tasks with large loss scales. FAMO [22] is a fast adaptive multi-task optimization method, using a dynamic weighting method that decreases task losses in a balanced way using $O(1)$ space and time. We also compare *PUB* with several SOTA loss balancing baselines in our experiments.

Update manipulation method (UMM) Besides the MTO methods, there are another type methods called update manipulation method. They limit the updates computed by gradient to prevent issues such as instability, over-fitting in multi-task learning by some heuristics. Popular methods that incorporate UMM include gradient clipping [23], [24], learning rate warmup [25], [26], and layer normalization [27]. AdaTask [28] utilizes task-specific accumulative gradients when adjusting the learning rate of each parameter, which can alleviate the dominance problem during training. Clippy [6] tries to mitigate instability by using \mathcal{L}_∞ norm on updates instead of gradient, which has been adopted on YouTube multi-task ranking model. Theoretically, *PUB* is flexible and can integrate UMMs easily.

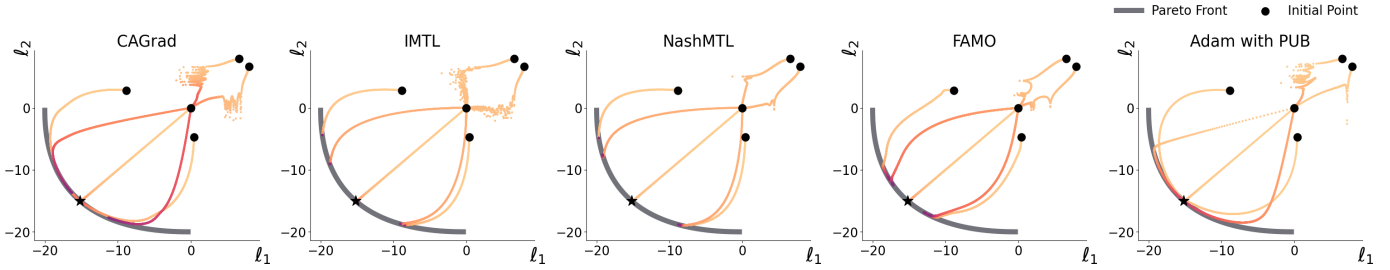


Fig. 2: *Toy Experiments*. Optimization trajectories in loss space, and optimizer is Adam in all experiments. Black dots • are 5 different initializations, and their trajectories are colored from orange to purple. CAGrad, IMTL, NashMTL and FAMO converge to different Pareto-stationary points depending on initial points, while they fail to converge to the optimal solution \mathcal{L}^* (star mark). In contrast, PUB exhibits more robust convergence behavior and can reach the optimal solution for all initializations. Please refer to [12] for details.

To demonstrate this flexibility, we evaluated AdaTask and Clippy with our proposed method in experiments.

III. STATISTIC ANALYSIS

In this section, we try to identify the reason why existing MTO methods could not mitigate seesaw problem in some multi-task ranking datasets. We further design statistical experiments to verify our observation of several GBMs in benchmark CTR and CTCVR ranking datasets.

A. Root Cause and Evidence

We aim to answer the following research question: (RQ) Does the joint gradient obtained by conventional GBMs leads to the optimal parameter update in multi-task ranking models?

Presumption. We hypothesis that the relationship between gradient and update is relatively optimal when considering only the impact of a single task gradient, such as the relationship within task-specific parameters. Thus, we can compare the relationships between shared parameters and task-specific parameters to determine whether updates on shared parameters are as effective as updates on task-specific parameters.

Experiment setting. We conducted extensive experiments using four different methods and three different MTL models in four country AliExpress datasets (US, NL, ES and FR), which contain two tasks: CTR and CTCVR prediction.

- **MTO methods:** Linear scalarization (LS, $\sum_i l_i$), MGDA, IMTL-G and NashMTL
- **MTL model:** Shared bottom, MMOE and PLE
- **Optimizer:** Adam

We systematically explored all combinations, and tested each setting three times with different random seeds. As a result, 144 experiments are conducted in total. During each experiment, we collected gradient and update of all parameters at every training step from the first step to the end of epoch which get the best overall result in validation dataset.

A common used metric (called Diff in this paper) is adopted to measure difference between the relationship on task-specific and shared parameters.

$$Diff = \frac{2|Sim_{task} - Sim_{share}|}{|Sim_{task} + Sim_{share}|} \quad (1)$$

where the Sim_{task} and Sim_{share} to represent cosine similarity of gradient and update on task-specific and shared parameters, respectively. $||$ means absolute value. The average cosine similarity results in AliExpress_ES is shown at Figure 3.

Analysis. We try to answer the RQ by revealing the relevance between average AUC and Diff. To begin, we introduce two binary variables x and y . The binary indicator $x_{i,j} = 0$ means the average AUC of i -th experiment is smaller than j -th experiment, and vice versa. Similarly, $y_{i,j} = 0$ means that the Diff of i -th experiment is smaller than the j -th experiment, and vice versa. To minimize potential confounding factors, we only compare different methods in the same dataset and using the same model architecture. In short, we obtain a total of 144 x, y pairs. The confusion matrix is presented in Figure 4.

We employed the Chi-square test of independence to determine if there is a significant association between x and y . The test revealed a statistically significant association between the two variables, $\chi^2(1) = 13.67, p < 0.001$. The 70% of the results demonstrate a reverse correlation between average AUC and Diff, *i.e.* lower Diff has high probability of causing higher overall multi-task performance.

TABLE I: The average cosine similarity of gradient and update on task-specific and shared parameters with different GBMs. We adopt independent samples t-test to compare mean between LS and other methods.

Method	\overline{Sim}_{task}	p	\overline{Sim}_{share}	p
LS	0.130		0.116	
MGDA	0.138	0.111	0.106	0.011
IMTL-G	0.128	0.483	0.102	0.017
NashMTL	0.144	0.052	0.1228	0.045

Subsequently, we adopted a t-test to compare Sim_{task} and Sim_{share} between LS and other methods. The average results along with p values are presented in Table I. The results indicate that there is no significant difference at Sim_{task} between tested GBMs and LS ($p > 0.05$). Meanwhile, the average Sim_{share} of MGDA and IMTL-G are significant lower than LS ($p < 0.05$), while the average Sim_{share} of NashMTL is significant higher than LS ($p < 0.05$). These result demonstrate that the joint gradients obtained by tested

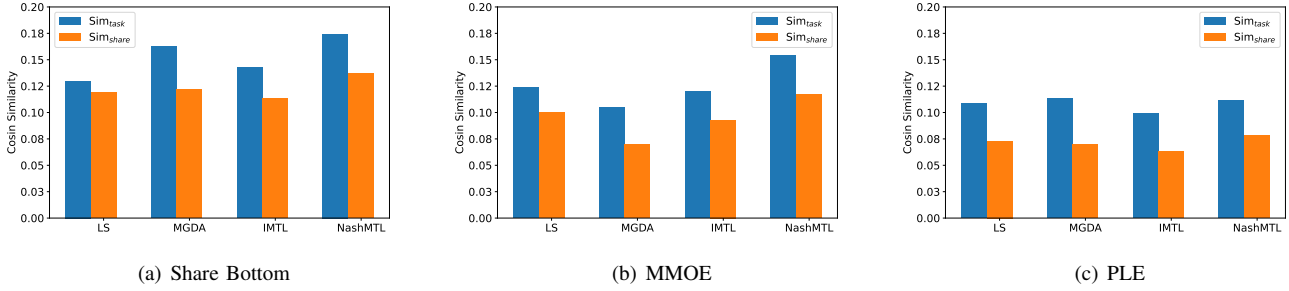


Fig. 3: Cosine similarity between gradient and update of task-specific and shared parameters in AliExpress_ES dataset. The average cosine similarity of task-specific parameters is significant higher than shared parameters’ ($p < 0.01$)

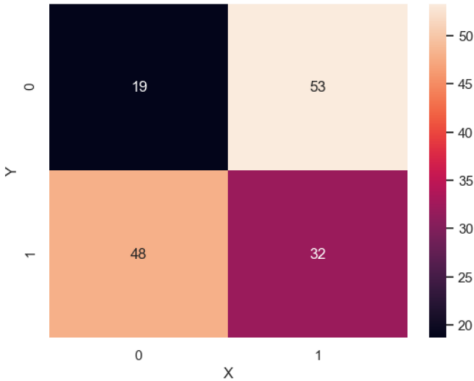


Fig. 4: Confusion matrix of Average AUC and Diff metric. We conducted 144 experiments and got 144 pair of x and y . A Chi-square test shows a reverse correlation of average AUC and Diff ($p < 0.001$)

GBMs does not lead to updates as effective as updates on task-specific parameters, since tested GBMs cause significant higher Diff than backbones.

B. Statistical Experiment Conclusion

Our study provides evidence to the following two aspects:

- 1) It supports our presumption that the relationship between gradient and update is relatively optimal without the impact of multiple task gradients. Our experiments demonstrate a statistically significant reverse association between average AUC and Diff. Specifically, when the relationship between the gradient and update of shared parameters is closer to the relationship on task-specific parameters, there is a high probability of achieving better overall performance.
- 2) We challenge the hidden assumption of conventional GBMs in multi-task ranking, namely that (RQ) the optimal joint gradient searched by these methods necessarily leads to optimal update. Because all three methods we tested showed significant differences in the cosine similarity between task-specific and shared parameters.

IV. PRELIMINARY

In this section, some important concepts and notations are introduced for clearly understanding. Below, we summarize some important concepts for Multi-task learning. Additionally, we display some important notations in Table II.

TABLE II: Summary of notations

Notation	Description
T	Total training step number
t	Current training step
n	Number of the including tasks
α	Task weights: combination weight vector for task gradients
$f(\cdot)$	Optimizer function
g_i	Task gradient: gradient generated only by loss of task i
$\Delta\theta_i$	Parameter updates computed only by g_i , i.e. $\Delta\theta_i = f(g_i)$
\mathcal{L}_i	Loss of i th task, or simply task loss i

Pareto Optimal and Pareto front. Pareto optimality is a situation where no action or allocation is available that makes one individual better off without making another worse off¹. A solution x dominates x' if it is better on one or more objectives and not worse on any other objectives. A solution that is not dominated by any other is called Pareto optimal, and the set of all such solutions is called the Pareto front. How to identify Pareto front is called Pareto optimal problem.

V. METHOD

Based on Section III, we know that without gradients of other tasks, update obtained by task gradient (i.e. $\Delta\theta_i = f(g_i)$) is sufficient for the multi-task ranking. In this section, we detailed describe PUB an efficient method to obtain optimal update. In this section, we first describe PUB algorithm in general to give a overall picture. Then we formalize the update balancing problem as a convex optimization problem. Lastly, we describe the method to efficient approximate the convex optimization problem.

A. PUB Algorithm

Utility Definition. We define the utility function for each task as $u_i(\theta) = (\Delta\theta_i)^\top \Delta\theta$. $\forall i, u_i \in \mathbb{R}$. Intuitively speaking, higher utility $u_i(\theta)$ of task i means better optimization for the task at current training step. Thus, each task desires to

¹https://en.wikipedia.org/wiki/Pareto_efficiency

maximize its utility at any training step. That is to say, avoiding seesaw problem means improving utility of one task without decreasing utilities of other tasks. In this way, parameter update balancing problem can be seen as a Pareto optimal problem (as mentioned in Section IV), and the optimal solution must on Pareto front.

Problem Formalization. The parameter update balancing problem can be formalize as finding weight vector α that satisfies $D^\top D\alpha = 1/\alpha$, where D is the $d \times n$ matrix whose columns are the task parameter updates $\Delta\theta_i$, where d is shared parameters number and n is task number. The related proof please refer to subsection V-B.

Algorithm In Alg 1, we shown the Adam [29], AdaGrad [30] and RMSProp with PUB, respectively. The pseudo code only demonstrates procedures for shared parameters, as the procedures for task-specific parameters are identical for all optimizers. The detailed description is as follow:

Firstly, PUB calculates task gradients by computing the backward partial derivatives of the task losses with respect to the model parameters separately: $\mathbf{g}_i^{(t)} = \nabla_{\theta^{(t)}} \mathcal{L}_i^{(t)}$. Secondly, PUB uses the adopted UMM to compute task updates and obtain the matrix D . It should be noted that PUB is a flexible approach, as people can choose to use different UMMs or not, depending on the specific situation. Thirdly, the optimal task weights α are obtained using a sequential optimization approach described in subsection V-C. Next, PUB combines the task updates with α to form the optimal joint update direction and updates the shared parameters. Lastly, PUB updates the moment vectors after updating parameters, as this can make training more stable, according to [6].

When updating the momentum, we simply use the same weights as aggregating gradient. On the one hand, this trick can reduce complexity and save training time; on the other hand, it does not appear to have a negative impact in our experiments. We leave a theoretical analysis of this trick in the future work. In our practice, PUB updates moment vectors after updating parameters, but people can see it as a hyperparameter and tune it according to actual situation.

Theoretically, PUB can be integrated with different optimizers and UMMs easily. Because above analysis does not make any assumption or constrain on the method to get $\Delta\theta_i$. PUB has two differences when integrating different optimizers, computing task updates $\Delta\theta_i$ and updating moment vectors. To demonstrate the flexibility of PUB in a low cost way, we have conducted experiments on PUB with Adam and some UMMs and left the extension research for future work.

B. Formalizing PUB as Convex Problem

Next, we formalize parameter update balancing as a convex problem. We provide the proof for our claim that the solution of update combination step is same as $D^\top D\alpha = 1/\alpha$. Given shared parameters θ of a MTL model, we aim to find an update vector $\Delta\theta^{(t)}$ at training step t within the ball of radius $\epsilon \in B_\epsilon$ (omitting superscript t in the following). We presume that if θ is not Pareto stationary then the task updates are linearly

Algorithm 1 AdaGrad, RMSProp and Adam with PUB

Input: learning rate η , $\{\beta\}$ and eps . Initial parameters: $\alpha^0 = (1, 1, \dots, 1)$, randomly initialize shared parameters $\theta^{(0)}$, update manipulation method $s(\cdot)$

- 1: **for** $t \leftarrow 1$ to T **do**
- 2: **for** $i \leftarrow 1$ to n **do**
- 3: Compute the gradient of every tasks on shared parameters $\mathbf{g}_i^{(t)} = \nabla_{\theta^{(t)}} \mathcal{L}_i^{(t)}$
- 4: Compute the updates of every tasks on shared parameters
- 5: **if** Adam **then**
- 6: $\Delta\theta_i^{(t)} = \frac{\beta_1 \mathbf{m}^{(t)} + (1 - \beta_1) \mathbf{g}_i^{(t)}}{\sqrt{\beta_2 \mathbf{v}^{(t)} + (1 - \beta_2) (\mathbf{g}_i^{(t)})^2 + eps}}$
- 7: **end if**
- 8: **if** AdaGrad or RMSProp **then**
- 9: $\Delta\theta_i^{(t)} = \frac{\mathbf{g}_i^{(t)}}{\sqrt{\beta \mathbf{G}^{(t)} + (1 - \beta) (\mathbf{g}_i^{(t)})^2 + eps}}$
- 10: **end if**
- 11: **end for**
- 12: Use UMM $s(\cdot)$ and computing updates matrix, $D^{(t)} = [s(\Delta\theta_1^{(t)}), \dots, s(\Delta\theta_n^{(t)})]$.
- 13: And solve for α : $(D^{(t)})^\top D^{(t)} \alpha^{(t)} = 1/\alpha^{(t)}$
- 14: Update shared parameter θ : $\theta^{(t+1)} = \theta^{(t)} - \eta D^{(t)} \alpha^{(t)}$
- 15: Update moment vector
- 16: **if** Adam **then**
- 17: $\mathbf{m}^{(t+1)} = \beta_1 \mathbf{m}^{(t)} + (1 - \beta_1) \sum_i^n \alpha_i^{(t)} \mathbf{g}_i^{(t)}$
- 18: $\mathbf{v}^{(t+1)} = \beta_2 \mathbf{v}^{(t)} + (1 - \beta_2) (\sum_i^n \alpha_i^{(t)} \mathbf{g}_i^{(t)})^2$
- 19: **end if**
- 20: **if** AdaGrad or RMSProp **then**
- 21: $\mathbf{G}^{(t+1)} = \beta \mathbf{G}^{(t)} + (1 - \beta) (\sum_i^n \alpha_i^{(t)} \mathbf{g}_i^{(t)})^2$
- 22: **end if**
- 23: **end for**
- 24: **return** θ with best validation performance

independent [12]. Therefore, if θ is not on the Pareto front, the unique solution has the following form:

Claim 1. Let D be the $d \times n$ matrix whose columns are the task parameter updates $\Delta\theta_i$, where d is shared parameters number and n is task number. The solution to $\arg \max_{\Delta\theta \in B_\epsilon} \sum_i \log(\Delta\theta^\top \Delta\theta_i)$ is the solution to $D^\top D\alpha = 1/\alpha$ where $\alpha \in \mathbb{R}_+^T$ and $1/\alpha$ is the element-wise reciprocal.

Our proof assume that: 1) without gradient of other tasks, update obtained by task gradient (i.e. $\Delta\theta_i = f(\mathbf{g}_i)$ where f is the optimizer) is optimal for the task. 2) if θ is not Pareto stationary then the gradients are linearly independent [12]. It should be noted that when computing $\Delta\theta_i$ the moments of optimizer are constants, making $\Delta\theta_i$ independent as well.

Proof. The derivative of this objective is $\sum_{i=1}^T \frac{1}{\Delta\theta^\top \Delta\theta_i} \Delta\theta_i$. For all vector $\Delta\theta$ such that $\forall i : \Delta\theta^\top \Delta\theta_i > 0$ the utilities are monotonically increasing with the norm of $\Delta\theta$. Thus, the optimal solution has to be on the boundary of B_ϵ . From this we see that the update at the optimal point $\sum_{i=1}^T \frac{1}{\Delta\theta^\top \Delta\theta_i} \Delta\theta_i$ must be in the radial direction, i.e. $\sum_{i=1}^T \frac{1}{\Delta\theta^\top \Delta\theta_i} \Delta\theta_i = \lambda \Delta\theta$. Since we have $\Delta\theta = \sum_i \alpha_i \Delta\theta_i$, and the updates of different tasks

are independent. Thus, we must have $\sum_{i=1}^T \frac{1}{\Delta\theta^\top \Delta\theta_i} \Delta\theta_i = \sum_i \lambda \alpha_i \Delta\theta_i$. As the inner product must be positive for a descent direction we can conclude $\lambda > 0$; we set $\lambda = 1$ to ascertain the direction of $\Delta\theta$ (the norm might be larger than ϵ). Now finding the bargaining solution is reduced to finding $\alpha \in \mathbb{R}^T$ with $\alpha_i > 0$ such that $\forall i : \Delta\theta^\top \Delta\theta_i = \sum_j \alpha_j \theta_j^\top \theta_i = 1/\alpha_i$. This equivalent to requiring that $D^\top D\alpha = 1/\alpha$ where $1/\alpha$ is the element-wise reciprocal. \square

C. Efficient approximate method

Thirdly, we design a method through a sequence of convex optimization problems to efficiently approximate the optimal solution for $D^\top D\alpha = 1/\alpha$.

To begin, we define $\beta_i(\alpha) = \Delta\theta_i D\alpha$. Ideally, if we get optimal solution α , we can obtain β_i for all i by $\beta_i = 1/\alpha_i$. Equivalently, we can express $\log(\alpha_i) + \log(\beta_i) = 0$. Therefore, we introduce the following function, and our objective is to find a non-negative α such that $\varphi_i(\alpha)$

$$\varphi_i(\alpha) = \log(\alpha_i) + \log(\beta_i) \quad (2)$$

To get optimal solution α , we consider the following optimization problem:

$$\begin{aligned} \min_{\alpha} \sum_i \varphi_i(\alpha) \\ s.t. \forall i, -\varphi_i(\alpha) \leq 0 \\ \alpha_i > 0 \end{aligned} \quad (3)$$

Next, we employ an iterative first-order optimization algorithm to tackle the aforementioned optimization problem more efficiently. Specifically, we replace the concave term $\varphi_i(\alpha)$ with its first-order approximation

$$\tilde{\varphi}_i(\alpha^{(\tau)}) = \varphi_i(\alpha^{(\tau)}) + \nabla \varphi_i(\alpha^{(\tau)})^\top (\alpha - \alpha^{(\tau)})$$

where $\alpha^{(\tau)}$ is the solution at iteration τ . It is worth noting that we only modify φ to $\tilde{\varphi}$ in the objective function, while keeping the constraint on φ , resulting in an optimized problem can be rewritten as follows:

$$\begin{aligned} \min_{\alpha} \sum_i \tilde{\varphi}_i(\alpha) \\ s.t. \forall i, -\varphi_i(\alpha) \leq 0 \\ \alpha_i > 0 \end{aligned} \quad (4)$$

This sequential optimization approach is a variant of the concave-convex procedure (CCP) [31], [32], so we can leverage existing tools, such as CVXPY [33], to get the critical points of $\alpha^{(\tau)}$ for every step τ . Furthermore, since we do not modify the constraint, $\alpha^{(\tau)}$ always satisfies the constraint of original problem for any given step τ .

Complexity Analysis. According to the page 48 of [34], we would like to report the complexity of PUB as follows: If we compute the value of parameter α in every training step, there will be $O((n + \tau)d + \tau^2)$ additional computation, where n is the number of tasks, τ is the iteration steps with the maximum 200 in our experiments, d is the number of shared parameters. In practice, we compute the value of parameter α in every $s \in \{10, 100\}$ training steps to accelerate training, and the total training time cost is lower than the compared methods.

VI. EXPERIMENTS

A. Experimental Setup

We conducted experiments in two publicly benchmark datasets and deployed our PUB algorithm in a commercial platform. The public datasets contains both CTR&CTCVR prediction and scene understanding.

1) *Public Datasets:* For *CTR&CTCVR prediction*, we experiment in the AliExpress Dataset². This dataset collects user logs from the real-world traffic in the AliExpress e-commercial platform. We use data from four countries: the Netherlands, Spain, France and the USA. It contains two binary classification tasks: Click Through Rate (CTR) prediction and post-click conversion rate (CTCVR) prediction. For *scene understanding*, we follow the protocol of [12], [35] in the NYUv2 dataset [36]. It is an indoor scene dataset that consists of 1449 RGBD images, each with dense per-pixel labeling and 13 classes. It contains three tasks, semantic segmentation, depth estimation, and surface normal prediction. We use the dataset as a three tasks learning benchmark dataset.

2) *MTL architecture:* (1) MMOE [37] extends MOE to utilize different gates for each task to obtain different fusing weights in MTL. (2) PLE [7] develops both shared experts and task-specific experts, together with a progressive routing mechanism to further improve learning efficiency. In our experiments, all experts are single layer perceptron with same shape. MMOE backbone has two moe layers which both contain 8 experts. PLE has two moe layers too, and each moe layer contains 8 shared experts and 8 task-specific expert for every tasks. (3) Task Attention Network (MTAN) [35] is the architecture in scene understanding experiment. It adds an attention mechanism on top of the SegNet architecture [38].

3) *Implementation Details and Evaluation Metrics:* For ranking datasets AliExpress, we trained two popular multi-task recommendation backbones, *i.e.* MMOE [37] and PLE [7] in all datasets using two independent tower with the multi-expert layer. The MMOE model contain eight shared single layer fully-connected network as expert networks, while the PLE model contains four shared expert networks and four task-specific expert networks for each task. We re-implemented Uncertainty, MGDA, NashMTL, BanditMTL, IMTL, CAGrad, PCGrad and FAMO, based on the open-source code³ of [22]. The learning rate was set to 1e-3 and weight decay to 1e-6, with a batch size of 4096. We adopt AUC [39] as the evaluation metrics, which is commonly used in CTR and CTCVR prediction. AUC measures the probability of a positive sample being ranked higher than a randomly chosen negative one. We also report average AUC of CTR and CTCVR as the overall performance.

For experiments in NYUv2. We trained each MTO method with MTAN for 300 epochs using the Adam optimizer. Learning rate is 1e-4. batch size is 4, and 10% steps for warm-up. Different from CAGrad [8], we use task weighted average improvement $\Delta m\%$ as the metric of overall performance.

²<https://tianchi.aliyun.com/dataset/74690>

³<https://github.com/Cranial-XIX/FAMO>

TABLE III: Two Tasks Experimental Result in multi-task ranking dataset Aliexpress. AUC Values are averages over 5 random seeds and only keep 4 decimal. Average is the arithmetic mean of CTR and CTCVR results, and we use the metric to measure overall performance. The best results in each column are bold. The ‡ indicates the result is a significantly improvement than backbone with $p < 0.05$

Method	US			ES			FR			NL		
	CTR	CTCVR	Average	CTR	CTCVR	Average	CTR	CTCVR	Average	CTR	CTCVR	Average
Single Task Learning	0.7058	0.8637	0.7848	0.7252	0.8832	0.8042	0.7174	0.8702	0.7938	0.7203	0.8556	0.7880
MTL Model												
MMOE	0.7092	0.8717	0.7905	0.7290	0.8959	0.8124	0.7274	0.8789	0.8032	0.7247	0.8645	0.7946
PLE	0.7071	0.8732	0.7901	0.7306	0.8930	0.8118	0.7297	0.8780	0.8038	0.7233	0.8639	0.7936
GBM												
MMOE+MGDA	0.7060	0.8703	0.7882	0.7294	0.8901	0.8098	0.7279	0.8766	0.8022	0.7231	0.8608	0.7920
PLE+MGDA	0.7066	0.8674	0.7870	0.7278	0.8928	0.8103	0.7263	0.8806‡	0.8034	0.7249‡	0.8583	0.7916
MMOE+NashMTL	0.7088	0.8723	0.7905	0.7285	0.8957	0.8121	0.7241	0.8777	0.8009	0.7255	0.8616	0.7935
PLE+NashMTL	0.7067	0.8719	0.7894	0.7292	0.8929	0.8111	0.7228	0.8794‡	0.8011	0.7262	0.8642	0.7952‡
MMOE+IMTL-G	0.7026	0.8643	0.7835	0.7275	0.8922	0.8098	0.7226	0.8742	0.7984	0.7237	0.8609	0.7923
PLE+IMTL-G	0.7087‡	0.8707	0.7897	0.7304	0.8897	0.8101	0.7255	0.8796	0.8026	0.7256‡	0.8645	0.7950‡
MMOE+PCGrad	0.7092	0.8684	0.7888	0.7301‡	0.8915	0.8108	0.7278	0.8788	0.8033	0.7244	0.8620	0.7932
PLE+PCGrad	0.7101‡	0.8634	0.7868	0.7295	0.8930	0.8113	0.7264	0.8792	0.8028	0.7266	0.8623	0.7945
MMOE+CAGrad	0.7080	0.8720	0.7899	0.7296	0.8934	0.8115	0.7257	0.8784	0.8020	0.7232	0.8575	0.7903
PLE+CAGrad	0.7083‡	0.8725	0.7903	0.7304	0.8950‡	0.8127	0.7281	0.8782	0.8032	0.7236	0.8604	0.7920
LBM												
MMOE+Uncertainty	0.7050	0.8670	0.7860	0.7286	0.8932	0.8109	0.7248	0.8779	0.8013	0.7245	0.8614	0.7930
PLE+Uncertainty	0.7061	0.8670	0.7866	0.7291	0.8932	0.8112	0.7258	0.8784	0.8021	0.7241	0.8622	0.7932
MMOE+BanditMTL	0.7073	0.8698	0.7885	0.7292	0.8949	0.8120	0.7284‡	0.8781	0.8033	0.7252	0.8610	0.7931
PLE+BanditMTL	0.7068	0.8678	0.7873	0.7292	0.8936	0.8114	0.7264	0.8781	0.8023	0.7241	0.8605	0.7923
MMOE+FAMO	0.7085	0.8626	0.7855	0.7295	0.8941	0.8118	0.7239	0.8709	0.7934	0.7266	0.8596	0.7931
PLE+FAMO	0.7082	0.8581	0.7831	0.7307	0.8870	0.8089	0.7266	0.8710	0.7988	0.7245	0.8600	0.7923
UMM												
MMOE+ClippyAdam	0.7100	0.8694	0.7897	0.7303‡	0.8931	0.8117	0.7285‡	0.8735	0.8010	0.7267‡	0.8627	0.7947
MMOE+AdaTask	0.7095	0.8688	0.7891	0.7306‡	0.8917	0.8111	0.7249	0.8776	0.8012	0.7241	0.8627	0.7934
PLE+ClippyAdam	0.7083‡	0.8654	0.7868	0.7311	0.8918	0.8114	0.7253	0.8779	0.8016	0.7228	0.8601	0.7914
PLE+AdaTask	0.7083‡	0.8650	0.7866	0.7315	0.8929	0.8122	0.7249	0.8790‡	0.8020	0.7237	0.8613	0.7925
Ours												
MMOE+PUB	0.7121‡	0.8736‡	0.7929‡	0.7323‡	0.8967‡	0.8145‡	0.730‡	0.8828‡	0.8067‡	0.7268‡	0.8670‡	0.7969‡
PLE+PUB	0.7142‡	0.8726‡	0.7933‡	0.7318‡	0.8965‡	0.8142‡	0.7307‡	0.8847‡	0.8077‡	0.7266‡	0.8691‡	0.7979‡

We first compute average improvement of MTL methods within a task with respect to STL baseline: $\Delta m_{task} = \frac{1}{\#p} \sum_p (-1)^{I_p} (M_{m,p} - M_{STL,p}) / M_{STL,p}$, where p is the criterion of task and $I_p = 0$ if a lower value better for p . Subsequently, the task weighted average improvement is computed as $\Delta m = \frac{1}{3} (\Delta m_{segment} + \Delta m_{depth} + \Delta m_{surface})$.

B. Two tasks experiments in Recommendation Ranking

We first report results in the ranking datasets, which are shown in Table III. We report the result with best average AUC, and all results are averages over 5 times training with different random seeds. AUC improvement on the third decimal place can be considered as significant improvement for offline CTR or CTCVR prediction. We can draw several insightful conclusions:

- 1) PUB significantly improves average AUC with both MMOE and PLE backbones in all 4 datasets, while only 2 out of 80 average AUC of baselines outperform MTL backbones. These results demonstrate that PUB largely alleviates seesaw problem [7] in ranking datasets.
- 2) Besides, PUB outperforms SOTA baselines at all task metrics. These findings demonstrate the generality and effectiveness of our proposed method. In the Table III, we observe that some MTL backbones achieve the similar results at certain task metrics, but this actually

presents the seesaw problem. Consequently, these backbones exhibit poor overall performance.

- 3) PUB exhibits better robustness against unbalanced loss compared to other baselines. Although, on average, the loss of CTR is approximately 23 times larger than CTCVR, our method still reliably boosts backbones. Conversely, scale-free methods such as NashMTL and IMTL-G, are unable to consistently improve backbones.

In real-world applications, there may be some specific requirements besides alleviating the seesaw problem, such as improving CTCVR more for online advertising platforms. UMMs are commonly used methods to satisfy such special requirements. Fortunately, PUB is flexible and can integrate UMMs easily to accommodate such real-world special requirements. We will assess its capability in the upcoming experiment. It should be noted that conventional MTO methods are unable to integrate UMMs, since they are all based on gradient level tasks fusion or loss level tasks fusion.

PUB with UMMs. To demonstrate flexibility of our proposed method, we evaluate PUB with two SOTA update manipulation methods, Clippy [6] and AdaTask [28]. We reimplement Clippy using Adam according to its paper based on the source code of Fairseq [40]. It should be noted that current UMMs are based on certain assumptions, so they may be ineffective in some datasets which do not meet the assumptions. Besides, these methods often require significant

TABLE IV: PUB with UMM Experimental Result in Aliexpress_ES. AUC values are averages over 5 random seeds and only keep 4 decimal. The best results in each column are bold. The † indicates the result is a significantly improvement than backbone with $p < 0.05$. Task weights were searched every 10 steps.

Method	CTR	CTCVR	Average
MMOE	0.7290	0.8959	0.8124
MMOE+PUB	0.7316†	0.8952	0.8134†
MMOE+PUB+Clippy	0.7329 †	0.8954	0.8145 †
MMOE+PUB+AdaTask	0.7320	0.8962 †	0.8141†
PLE	0.7306	0.8930	0.8118
PLE+PUB	0.7316†	0.8946†	0.8131†
PLE+PUB+Clippy	0.7327†	0.8942†	0.8135†
PLE+PUB+AdaTask	0.7315†	0.8959†	0.8137†

effort to adjust hyperparameters and certainly result in larger training cost. Thus, to save costs, we only comprehensively evaluate PUB in the AliExpress_ES dataset. We search tasks weights every 10 steps in training. Table IV demonstrates the experimental results of PUB with different UMMs. We did not conduct experiments that integrating UMMs with conventional MTO methods, since these methods are hard to combine UMMs because of their fundamental design.

Integrating update manipulation methods, PUB is able to further improve MMOE and PLE in AliExpress_ES. AdaTask improves PUB at CTCVR task and achieves best result 0.8962 without compromising the performance on the CTR task. Clippy improves PUB at CTR task without hurting CTCVR task too, achieving best result 0.7329. In summary, PUB demonstrates remarkable adaptability when combined with UMMs, and people can select appropriate UMMs based on the specific situation. For fair comparison and saving training cost, we searched task weights every 10 batches on all experiments in above experiments.

C. Experiment on Time Consuming

To investigate the complexity of PUB, the average one epoch training time is shown on Table V. AliExpress_ES dataset contains 22326719 training samples. We searched task weights every 10 steps and batch size is 4096.

TABLE V: The average one epoch training time in AliExpress_ES. The unit is second and the results are statistic average of all epochs in 5 times training.

Model	Base	NashMTL	PUB
MMOE	558.26	702.31	651.36
PLE	844.24	1050.65	984.25

As displayed in Table V, the average one epoch training time of PUB is significantly shorter than NashMTL, due to our efficient solution via a sequence of tractable sub-problems that we designed. The speed of PUB is 52.94% and 67.9% higher than NashMTL with MMOE and PLE, respectively. All MTO methods need to search task weights during training, so it certainly leads to longer training time. The experiment result

shows that PUB is more effective than some SOTA methods. We thought the extra training cost of PUB is acceptable, since the training time is increased only by 16% and the average weight searching time is 0.17s for MMOE and 0.256s for PLE. Our proposed method can reduce the searching frequency to further save time. According to our experiments, we do see a noticeable drop in overall performance when decrease the searching frequency to every 100 steps.

D. Industrial Evaluation

We further deployed PUB on a real-world commercial platform *HUAWEI AppGallery*, with hundreds of millions of active users every month, to investigate its effectiveness in a practical setting. The compared baseline is denoted as \mathcal{M}_{base} , which is a highly-optimized multi-tasks ranking model over years. \mathcal{M}_{base} adopts Adam optimizer to update trainable parameters. We equip it with PUB algorithm and denote it as \mathcal{M}_{pub} . For online A/B testing on a key channel, 5% of the traffic are randomly selected as the control group and receive results from \mathcal{M}_{base} , while another 5% of the traffic are in the experimental group and receive results from \mathcal{M}_{pub} . With continuous improvement, the proportion of \mathcal{M}_{pub} traffic is gradually increased to 20%, 50% and eventually 100%. The North Star metric is effective cost per mille (eCPM), which is the result of dividing the ad revenue per banner or campaign by the number of thousand ad impressions. From Table VI, we observe that with the equipment of PUB algorithm, the \mathcal{M}_{pub} model outperform the baseline method on both eCPM and CTR metrics, which increase revenue for the platform and enhance the experience for the users.

TABLE VI: The results of the online A/B testing (eCPM) for our \mathcal{M}_{pub} model, compared to the baseline \mathcal{M}_{base} , were observed over a one-week period with 50% of the traffic allocated to \mathcal{M}_{pub} .

	day1	day2	day3	day4
\mathcal{M}_{base}	-	-	-	-
\mathcal{M}_{pub}	+3.29%	+3.35%	+6.10%	+4.79%
	day5	day6	day7	average
\mathcal{M}_{base}	-	-	-	-
\mathcal{M}_{pub}	+3.70%	+3.53%	+3.99%	+4.06%

E. Three tasks experiments in scene understanding

To investigate the generalization of PUB, we also conducted experiments in scene understanding dataset. We should notice that every influential multi-task optimization approach conducts experiments on scene understanding. The experimental results for the three tasks in the scene understanding experiment are presented in Table VII. We re-implement our method and all baselines. All methods are trained three times with different random seeds by using the same protocol as [12].

From Table VII, we can draw the following conclusions:

- 1) PUB achieves a significant improvement at overall performance metric $\Delta m\%$ compared to SOTA. Although MGDA and FAMO outperform other baselines at surface normal, it still experiences seesaw problem. They focus

TABLE VII: Experimental Result in NYUv2 with Adam optimizer. The results in the table are averaged over 3 training with different random seed, and the best $\Delta m\%$ for each training was saved as the final results. Arrows indicate the values are the higher the better (\uparrow) or the lower the better (\downarrow). The best results in each column are bold. The \ddagger indicates the method outperform baselines.

Method	Segment		Depth		Surface Normal					$\Delta m\% \downarrow$
	mIoU \uparrow	Pix Acc \uparrow	Abs Err \downarrow	Rel Err \downarrow	Angle Distance \downarrow		Within $t^\circ \uparrow$			
					Mean	Median	11.25	22.5	30	
STL	38.31	63.76	0.6754	0.2780	25.01	19.21	30.15	57.20	69.18	
LBM										
LS	39.29	65.33	0.5493	0.2263	28.15	23.96	22.09	47.50	61.08	-0.29
SI	38.45	64.27	0.5354	0.2201	27.60	23.37	22.53	48.57	62.32	-0.54
RLW	37.17	63.77	0.5759	0.2410	28.27	24.18	22.26	47.05	60.62	0.72
DWA	39.17	65.31	0.5510	0.2285	27.61	23.18	24.17	50.18	62.39	-0.65
Uncertainty	36.87	63.17	0.5446	0.2260	27.04	22.61	23.54	49.05	63.65	-0.30
BanditMTL	39.65	65.03	0.5959	0.2436	29.66	25.83	20.00	44.00	57.41	1.17
GBM										
MGDA	30.47	59.90	0.6070	0.2555	24.98	19.56	29.09	56.74	69.21	0.59
PCGrad	38.04	64.64	0.5550	0.2325	27.41	22.80	23.86	49.83	63.14	-0.36
CAGrad	39.81	65.49	0.5486	0.2250	26.31	21.58	25.61	52.36	65.58	-1.44
GradDrop	39.39	65.12	0.5455	0.2279	27.48	22.96	23.38	49.44	62.87	-0.69
IMTL-G	39.25	65.41	0.5436	0.2256	26.02	21.19	26.2	53.13	66.24	-1.55
NashMTL	40.07	65.73	0.5348	0.2179	25.26	20.08	28.4	55.47	68.15	-2.43
FAMO	38.94	64.91	0.5476	0.2194	25.06	19.57	29.21	56.61	68.98	-2.69
UMM										
AdaTask	37.77	65.52	0.5179	0.2131	25.51	20.05	28.44	55.29	67.73	-2.28
ClippyAdam	43.87	68.75	0.5239	0.2213	26.82	22.22	24.38	50.84	64.29	-2.28
PUB	44.81 \ddagger	69.85 \ddagger	0.4974	0.2087 \ddagger	26.49	21.57	25.18	52.17	65.31	-3.23 \ddagger
PUB+ClippyAdam	45.59	70.32	0.5014 \ddagger	0.2118 \ddagger	25.95	21.03	26.31	53.38	66.48	-3.57 \ddagger
PUB+AdaTask	42.31	66.69	0.5102 \ddagger	0.2020	24.71	19.03	30.17	57.47	69.63	-3.78

on the task with small gradient magnitude [13], resulting in little improvement at $\Delta m\%$. These results not only demonstrate the superiority of our method, but also its great robustness against large different gradient norm.

- 2) Clippy enhances PUB at 7 out of 9 metrics, especially at large gradient magnitude tasks segment, resulting in further improvement at overall performance. PUB with Clippy improves segment task largely and achieves best performance at all metrics of the task.
- 3) AdaTask improves PUB at task with small gradient magnitude significantly, outperforming SOTA at 6 out of 9 metrics and obtaining the best overall performance, over 1% improvement at $\Delta m\%$. More importantly, as far as we all know, PUB with AdaTask is the first method outperforming STL at all metrics in NyuV2 datasets.

Above results demonstrate the great generality of our PUB. It consistently improves overall performance not only in ranking datasets but also CV dataset. Furthermore, the results also demonstrate the effectiveness and flexibility of PUB. Integrating Clippy and AdaTask can further PUB and perform similar to the ranking experiment.

VII. CONCLUSION AND FUTURE WORK

In this paper, we focus on multi-task optimization in ranking models with shared parameters. Our goal is not only to identify the causes behind the challenges posed by conventional multi-task optimization methods in addressing the seesaw problem in multi-task ranking, but also to propose an effective solution that efficiently alleviates this issue.

Firstly, we thoroughly investigate the problem to understand why conventional methods fail to mitigate the seesaw problem. Our paper highlights a fundamental flaw in these methods: they assume that optimal joint gradients consistently result in optimal parameter updates with diverse optimizers. We substantiate this with statistical experiments in CTR and CTCVR ranking datasets, revealing significant discrepancies between actual updates and gradients on shared parameters when using Adam optimizer. Secondly, based on our understanding of the limitations of conventional methods in multi-task ranking, we propose PUB, a Parameter Update Balancing method designed to overcome these limitations. PUB is the first work to optimize multiple tasks through parameter update balancing in field of multi-task optimization. Lastly, our extensive experiments demonstrate the effectiveness of our method on both public ranking datasets and real-world commercial online recommendation system.

Future work. While the initial target of PUB is addressing problems in multi-task ranking, our proposed method shows great potential in other multi-task learning tasks, as it outperforms state-of-the-art general MTO baselines on both ranking and scene understanding datasets. Subsequently, we aim to evaluate the effectiveness of PUB across a wide range of multi-task learning tasks and establish theoretical guarantees for convergence. Lastly, we will conduct more exploration in theory to deeply understand our proposed method, such as converge analysis and updating the moment vectors.

REFERENCES

- [1] J. Ma, Z. Zhao, X. Yi, J. Chen, L. Hong, and E. H. Chi, "Modeling task relationships in multi-task learning with multi-gate mixture-of-experts," in *SIGKDD*, 2018, pp. 1930–1939.
- [2] X. Ma, L. Zhao, G. Huang, Z. Wang, Z. Hu, X. Zhu, and K. Gai, "Entire space multi-task model: An effective approach for estimating post-click conversion rate," in *SIGIR*, 2018, pp. 1137–1140.
- [3] H. Tang, J. Liu, M. Zhao, and X. Gong, "Progressive layered extraction (PLE): A novel multi-task learning (MTL) model for personalized recommendations," in *RecSys*. ACM, 2020, pp. 269–278.
- [4] Z. Zhao, L. Hong, L. Wei, J. Chen, A. Nath, S. Andrews, A. Kumthekar, M. Sathiamoorthy, X. Yi, and E. H. Chi, "Recommending what video to watch next: a multitask ranking system," in *RecSys*, 2019, pp. 43–51.
- [5] Y. Lu, R. Dong, and B. Smyth, "Why I like it: multi-task learning for recommendation and explanation," in *RecSys*. ACM, 2018, pp. 4–12.
- [6] J. Tang, Y. Drori, D. Chang, M. Sathiamoorthy, J. Gilmer, L. Wei, X. Yi, L. Hong, and E. H. Chi, "Improving training stability for multitask ranking models in recommender systems," 2023, p. 4882–4893.
- [7] H. Tang, J. Liu, M. Zhao, and X. Gong, "Progressive layered extraction (PLE): A novel multi-task learning (MTL) model for personalized recommendations," in *RecSys*, 2020, pp. 269–278.
- [8] B. Liu, X. Liu, X. Jin, P. Stone, and Q. Liu, "Conflict-averse gradient descent for multi-task learning," in *NeurIPS*, 2021, pp. 18 878–18 890.
- [9] J.-A. Désidéri, "Multiple-gradient descent algorithm (mgda) for multi-objective optimization," *Comptes Rendus Mathématique*, vol. 350, pp. 313–318, 2012.
- [10] X. Lin, H.-L. Zhen, Z. Li, Q.-F. Zhang, and S. Kwong, "Pareto multi-task learning," in *NeurIPS*, 2019, pp. 12 037–12 047.
- [11] F. Lv, J. Liang, K. Gong, S. Li, C. H. Liu, H. Li, D. Liu, and G. Wang, "Pareto domain adaptation," in *NeurIPS*, 2021, pp. 12 917–12 929.
- [12] A. Navon, A. Shamsian, I. Achituve, H. Maron, K. Kawaguchi, G. Chechik, and E. Fetaya, "Multi-task learning as a bargaining game," in *ICML*, 2022, pp. 16 428–16 446.
- [13] L. Liu, Y. Li, Z. Kuang, J. Xue, Y. Chen, W. Yang, Q. Liao, and W. Zhang, "Towards impartial multi-task learning," in *ICLR*, 2021.
- [14] H. Wei, J. Yuan, R. Zhang, Y. Chen, and G. Wang, "Jepoo: highly accurate joint estimation of pitch, onset and offset for music information retrieval," in *IJCAI*, 2023, pp. 4892–4902.
- [15] Y. Zhang and Q. Yang, "A survey on multi-task learning," *arXiv preprint 1707.08114*, 2017.
- [16] J. Baxter, "A model of inductive bias learning," *J. Artif. Int. Res.*, vol. 12, no. 1, p. 149–198, 2000.
- [17] O. Sener and V. Koltun, "Multi-task learning as multi-objective optimization," in *NeurIPS*, 2018, pp. 525–536.
- [18] T. Yu, S. Kumar, A. Gupta, S. Levine, K. Hausman, and C. Finn, "Gradient surgery for multi-task learning," in *NeurIPS*, 2020.
- [19] A. Kendall, Y. Gal, and R. Cipolla, "Multi-task learning using uncertainty to weigh losses for scene geometry and semantics," in *CVPR*, 2018, pp. 7482–7491.
- [20] Z. Chen, V. Badrinarayanan, C.-Y. Lee, and A. Rabinovich, "Gradnorm: Gradient normalization for adaptive loss balancing in deep multitask networks," *ICML*, 2018.
- [21] Y. Mao, Z. Wang, W. Liu, X. Lin, and W. Hu, "Banditmtl: Bandit-based multi-task learning for text classification," in *ACL*, 2021, pp. 5506–5516.
- [22] B. Liu, Y. Feng, P. Stone, and Q. Liu, "Famo: Fast adaptive multitask optimization," 2023.
- [23] R. Pascanu, T. Mikolov, and Y. Bengio, "On the difficulty of training recurrent neural networks," in *ICML*, 2013, p. III–1310–III–1318.
- [24] A. Brock, S. De, S. L. Smith, and K. Simonyan, "High-performance large-scale image recognition without normalization," 2021.
- [25] J. M. Cohen, S. Kaur, Y. Li, J. Z. Kolter, and A. Talwalkar, "Gradient descent on neural networks typically occurs at the edge of stability," 2022.
- [26] J. Gilmer, B. Ghorbani, A. Garg, S. Kudugunta, B. Neyshabur, D. Car-doze, G. Dahl, Z. Nado, and O. Firat, "A loss curvature perspective on training instability in deep learning," 2021.
- [27] J. L. Ba, J. R. Kiros, and G. E. Hinton, "Layer normalization," 2016.
- [28] E. Yang, J. Pan, X. Wang, H. Yu, L. Shen, X. Chen, L. Xiao, J. Jiang, and G. Guo, "Adatask: A task-aware adaptive learning rate approach to multi-task learning," 2023.
- [29] D. P. Kingma and J. Ba, "Adam: A method for stochastic optimization," *arXiv preprint arXiv:1412.6980*, 2014.
- [30] J. Duchi, E. Hazan, and Y. Singer, "Adaptive subgradient methods for online learning and stochastic optimization," vol. 12, p. 2121–2159, 2011.
- [31] A. L. Yuille and A. Rangarajan, "The Concave-Convex Procedure," *Neural Computation*, vol. 15, no. 4, pp. 915–936, 2003.
- [32] T. Lipp and S. P. Boyd, "Variations and extension of the convex–concave procedure," *Optimization and Engineering*, vol. 17, pp. 263–287, 2016.
- [33] S. Diamond and S. Boyd, "CVXPY: A Python-embedded modeling language for convex optimization," *Journal of Machine Learning Research*, vol. 17, no. 83, pp. 1–5, 2016.
- [34] S. Bubeck, "Convex optimization: Algorithms and complexity," 2015.
- [35] S. Liu, E. Johns, and A. J. Davison, "End-to-end multi-task learning with attention," in *CVPR*, 2019, pp. 1871–1880.
- [36] N. Silberman, D. Hoiem, P. Kohli, and R. Fergus, "Indoor segmentation and support inference from RGBD images," in *ECCV*, vol. 7576, 2012, pp. 746–760.
- [37] J. Ma, Z. Zhao, X. Yi, J. Chen, L. Hong, and E. H. Chi, "Modeling task relationships in multi-task learning with multi-gate mixture-of-experts," in *SIGKDD*, 2018, pp. 1930–1939.
- [38] V. Badrinarayanan, A. Kendall, and R. Cipolla, "Segnet: A deep convolutional encoder-decoder architecture for image segmentation," *IEEE Trans. Pattern Anal. Mach. Intell.*, vol. 39, no. 12, pp. 2481–2495, 2017.
- [39] H. Guo, R. Tang, Y. Ye, Z. Li, and X. He, "Deepfm: A factorization-machine based neural network for CTR prediction," in *IJCAI*, 2017, pp. 1725–1731.
- [40] M. Ott, S. Edunov, A. Baevski, A. Fan, S. Gross, N. Ng, D. Grangier, and M. Auli, "fairseq: A fast, extensible toolkit for sequence modeling," in *Proceedings of NAACL-HLT 2019: Demonstrations*, 2019.