

ARTIFICIAL BARRIERS FOR STOCHASTIC DIFFERENTIAL EQUATIONS AND FOR CONSTRUCTION OF BOUNDARY-PRESERVING SCHEMES

JOHAN ULANDER

ABSTRACT. We develop the novel method of artificial barriers for scalar stochastic differential equations (SDEs) and use it to construct boundary-preserving numerical schemes for strong approximations of scalar SDEs, possibly with non-globally Lipschitz drift and diffusion coefficients, whose state-space is either bounded or half-bounded. The idea of artificial barriers is to augment the SDE with artificial barriers outside the state-space to not change the solution process, and then apply a boundary-preserving numerical scheme to the resulting reflected SDE (RSDE). This enables us to construct boundary-preserving numerical schemes with the same strong convergence rate as the strong convergence rate of the numerical scheme for the corresponding RSDE. Based on the method of artificial barriers, we construct two boundary-preserving schemes that we call the Artificial Barriers Euler–Maruyama (ABEM) scheme and the Artificial Barriers Euler–Peano (ABEP) scheme, respectively. We provide numerical experiments for the ABEM scheme and the numerical results agree with the obtained theoretical results.

AMS Classification. 60H10. 60H35. 65C30

Keywords. Stochastic differential equations. Artificial barriers. Boundary-preserving schemes. Strong convergence. Explicit schemes.

1. INTRODUCTION

Stochastic differential equations (SDEs) are used to model phenomena arising in, for example, physics, mathematical finance, mathematical biology and epidemic modelling [11, 16, 20, 22, 32]. Some SDEs are confined to a strict subset, referred to as the domain of the SDE, of the target-space. Classical schemes for SDEs are known to leave the domains of SDEs [42]. In this article we develop the method of artificial barriers and construct, based on this new concept, strongly convergent numerical approximations of SDEs that are confined to the domain of the considered SDE.

We consider scalar Itô stochastic differential equations (SDEs) of the form

$$(1) \quad dX(t) = f(X(t)) dt + g(X(t)) dB(t), \quad t \in (0, T],$$

with some deterministic initial value $X(0) = x_0$, where B is a standard Brownian motion and $T \in (0, \infty)$. We assume that the drift coefficient f and diffusion coefficient g are Lipschitz continuous functions on an open set $D = (a, b) \subset \mathbb{R}$ (see Assumption 1) chosen such that, provided that $x_0 \in D$, $X(t) \in D$ for every $t \in (0, T]$ almost surely (see Assumption 2). Observe that we assume that $X(t)$ cannot hit the boundary $\partial D = \{a, b\}$ of the domain, which can be characterised by Feller’s classification of unattainable boundaries (see, for example, Chapter 15 in [16]). To include both the bounded and half-bounded cases, we let $a \in \mathbb{R}$ and $b \in \mathbb{R} \cup \{\infty\}$ be such that $a < b$. We call the case $b = \infty$ the one-finite-boundary case and the case $b \in (a, \infty)$ the two-finite-boundaries case. The case $a = -\infty$ and

Date: October 8, 2024.

$b \in (a, \infty)$ is treated in the same way. We do not consider $D = \mathbb{R}$ as the classical Euler–Maruyama (EM) scheme is boundary-preserving in this case.

We say that a numerical scheme \hat{X} for (1) is boundary-preserving if $\hat{X}(t) \in D$ for every $t \in [0, T]$ almost surely. Numerical schemes that may hit the boundary, but not exceed them, are referred to as non-strict boundary-preserving. On one hand, in certain applications, the domain of a model has physical significance. Numerical approximations that leave the physical domain of a model can be interpreted as non-physically. Models defined in a domain show up, for example, in the study of population dynamics [11, 18] and of phase-separation dynamics [2], defined in $[0, 1]$, and in the study of temperature dynamics (for example, the classical heat equation), defined in $[0, \infty)$. On the other hand, a numerical scheme that leaves the physical domain of the model will naturally be affected by forces that do not influence the model. Let us consider an example in the setting of this paper: If the solution of the SDE (1) only takes values in $D = (0, 1)$, then modifying f and g outside $D = (0, 1)$ will not impact the solution. Modifying f and g outside $D = (0, 1)$ can, however, influence a numerical approximation that can leave the domain $D = (0, 1)$. We can avoid such discrepancy between the exact solution and numerical approximations by constructing and studying boundary-preserving numerical schemes.

The motivation for the current work is that most previously proposed and studied boundary-preserving schemes for SDEs have either exploited the Lamperti transform or time splitting procedures (see, for example, [30]) to confine the numerical approximations to the domain of the SDE. We also mention [4, 5, 13, 14, 19, 37] for some other approaches to construct boundary-preserving schemes. The Lamperti transform is used to transform the considered SDE into another SDE with additive noise (see, for example, [29]), that is easier to solve or numerically integrate. Then, under some assumptions, optimal convergence rates for numerical schemes for SDEs with additive noise can be transferred to the original SDE [7, 42]. Traditionally, numerical schemes utilising the Lamperti transform have combined it with some classical scheme (for example, the EM scheme or the backward EM scheme) for SDEs (see, for example, [1, 31, 43]). Recently, authors (see [17, 42]) have combined the Lamperti transform with time splitting methods to construct efficient numerical approximations to certain types of SDEs. Lamperti-based schemes do, however, require high regularity assumptions (for example, differentiability) on the drift coefficient f and on the diffusion coefficient g and the existence of an inverse of the Lamperti transform to be well-defined. For instance, $L^p(\Omega)$ -convergence rate of 1, for all $p \geq 1$, was obtained in [42] for a two-finite-boundaries setting with drift coefficient $f \in C^2$ and diffusion coefficient $g \in C^3$, and g satisfying non-integrability conditions near the boundary points. See, for example, Theorem 22 for the definition of $L^p(\Omega)$ -convergence used in this work. In addition, the Lamperti transform is intrinsically problem-specific which makes the implementation of Lamperti-based schemes problem-specific.

The objective of this paper is to construct boundary-preserving schemes for the SDE (1) that do not depend on the Lamperti transform and for which optimal $L^p(\Omega)$ -convergence can be obtained with lower regularity assumptions on the drift and diffusion coefficients f and g . To this end, we develop the novel method of artificial barriers and combine it with modifications of two classical schemes for reflected stochastic differential equations (RSDEs) to construct non-Lamperti-based boundary-preserving schemes for the SDE (1). We refer readers to [8, 34, 36, 38, 41] for works on the theory of RSDEs and to [9, 24, 25, 26, 33, 39, 40] for numerical approximations of RSDEs. Our proposed Artificial Barriers Euler–Maruyama (ABEM) scheme also has the advantages that it is less involved to implement (no need to compute auxiliary functions such as the Lamperti transform and its inverse), is it less sensitive to initial values close to the boundary and, to the best of our knowledge, it is the first implementable boundary-preserving numerical scheme that can approximate solutions of SDEs in the one-finite-boundary and in the two-finite-boundary case in one unified framework.

The main contributions of the paper are the following:

- We develop the method of artificial barriers (see Section 4) and apply it to construct boundary-preserving approximations of the solution of the SDE in (1) (see Section 5 and Section 6).

- We prove that the proposed method of artificial barriers exhibits optimal $L^p(\Omega)$ -convergence order, for every $p \geq 2$, when combined with an optimal order $L^p(\Omega)$ -convergent scheme for reflected SDEs. Moreover, we also obtain almost sure pathwise convergence as a corollary (see Corollary 23). In particular, we prove that artificial barriers combined with a modified projected EM scheme (referred to as the ABEM scheme) exhibits $L^p(\Omega)$ -convergence order of $1/2-$ for every $p \geq 2$ (see Theorem 25) and combined with a modified Euler–Peano scheme (referred to as the ABEP scheme) exhibits $L^p(\Omega)$ -convergence order of $1/2$ for every $p \geq 2$ (see Theorem 28).

This paper is organised as follows. We first provide the setting in Section 2. In Section 3 we provide a concise introduction to Skorokhod maps and the field of RSDEs. The main contribution of this paper is Section 4 where we develop the method of artificial barriers and we prove $L^p(\Omega)$ -convergence. As a corollary, we also obtain almost sure pathwise convergence, see Corollary 23. In Section 5 and Section 6, we combine artificial barriers with a modified projected EM scheme (referred to as the ABEM scheme) and with a modified Euler–Peano scheme (referred to as the ABEP scheme), respectively. Lastly, we provide numerical experiments for the ABEM scheme in Section 7 to support our theoretical results in Section 4 and in Section 5.

2. SETTING

This section introduces the needed notation and assumptions for the construction and study of the method of artificial barriers. We let $(\Omega, \mathcal{F}, \mathbb{P}, (\mathcal{F}_t)_{t \geq 0})$ be a filtered probability space that satisfies the usual conditions and we denote by $\mathbb{E}[\cdot]$ the expectation operator. We denote generic constants depending on parameters a_1, \dots, a_l , for some $l \in \mathbb{N}$, by $C(a_1, \dots, a_l)$ that may vary from line to line. The closure of a set A is denoted by $\text{cl } A$. We let $\mathcal{D}[0, T]$, for some fixed $T \in (0, \infty)$, denote the space of real-valued functions defined on $[0, T]$ that are right continuous with left limits (càdlàg).

Most equalities and inequalities in this work are to be understood in the almost sure sense, we omit specifying this everywhere to avoid reiteration.

We consider scalar time-homogeneous Itô stochastic differential equations (SDEs)

$$(2) \quad \begin{cases} dX(t) = f(X(t)) dt + g(X(t)) dB(t), & t \in (0, T], \\ X(0) = x_0 \in D, \end{cases}$$

where $T \in (0, \infty)$, $f, g : \mathbb{R} \rightarrow \mathbb{R}$ are functions to be specified below and $D \subset \mathbb{R}$ is an open set such that

$$\mathbb{P}(X(t) \in D, \forall t \in [0, T]) = 1.$$

Note that D depends on the choices of f and g . Let $a \in \mathbb{R}$ and $b \in \mathbb{R} \cup \{\infty\}$, with $a < b$, be the boundary points of D : $\partial D = \{a, b\}$. The case $a = -\infty$ and $b \in \mathbb{R}$ is treated in the same way. We say that a stochastic process $(X(t))_{t \in [0, T]}$ is a (strong) solution of (2) if the corresponding Itô integral equation

$$X(t) = x_0 + \int_0^t f(X(s)) ds + \int_0^t g(X(s)) dB(s)$$

is satisfied, almost surely, for every $t \in [0, T]$, where the second integral is an Itô integral. We refer to [32] for a well-know textbook on SDEs.

We next state the assumptions on the considered SDE that are needed for the method of artificial barriers to be well-defined and for the convergence analysis. We need the following regularity assumptions on f and g to obtain the desired $L^p(\Omega)$ -convergence rate in Section 4.

Assumption 1. *The drift coefficient $f : D \rightarrow \mathbb{R}$ and diffusion coefficient $g : D \rightarrow \mathbb{R}$ are Lipschitz continuous functions and we denote by $L_f = \text{Lip}(f)$ and $L_g = \text{Lip}(g)$ the Lipschitz constants of f and g on D .*

Remark 1. *Assumption 1 only assumes that the drift and diffusion coefficient functions are Lipschitz continuous functions on the domain D . If $|D| < \infty$, then f and g (view as functions $\mathbb{R} \rightarrow \mathbb{R}$) can be chosen to be locally Lipschitz functions with superlinear growth. See Section 7 for a possible choice of superlinearly growing f and g .*

Note that Assumption 1 implies, in particular, that

$$(3) \quad |f(x)| \leq C(L_f)(1 + |x|), \quad \forall x \in D$$

and

$$(4) \quad |g(x)| \leq C(L_g)(1 + |x|), \quad \forall x \in D.$$

The following assumption is crucial for us, as it motivates the study of boundary-preserving schemes for the SDE (2). Assumption 2 and similar assumptions are sometimes referred to as Feller conditions. We refer to Chapter 15 in [16] for details on Feller's classification of unattainable boundaries for SDEs.

Assumption 2. *The drift coefficient $f : D \rightarrow \mathbb{R}$ and diffusion coefficient $g : D \rightarrow \mathbb{R}$ are chosen such that the boundary points a and b are unattainable by solutions X of (2); that is, we assume that $\mathbb{P}(X(t) \in D, \forall t \in [0, T]) = 1$.*

We state well-posedness of the problem (2) under Assumptions 1 and 2 in the following proposition, the proof follows from standard theory for SDEs with globally Lipschitz coefficients (by modifying f and g outside D). See, for example, [32] for a classical book on SDEs. Note that if $|b| < \infty$, then $|X(t)| \leq \max(|a|, |b|)$ for all $t \in [0, T]$, almost surely, by Assumption 2.

Proposition 2. *If Assumptions 1 and 2 are satisfied, then there exists a unique continuous (strong) solution X to the SDE (2) with finite moments*

$$\mathbb{E} \left[\sup_{t \in [0, T]} |X(t)|^p \right] \leq \begin{cases} C(p, L_f, L_g, x_0), & \text{if } b = \infty, \\ \max(|a|^p, |b|^p), & \text{if } |b| < \infty, \end{cases}$$

for every $p \geq 2$, and that only takes values in D

$$\mathbb{P}(X(t) \in D, \forall t \in [0, T]) = 1.$$

3. SKOROKHOD MAPS AND REFLECTED SDEs

Here we introduce Skorokhod maps and define reflected SDEs in terms of Skorokhod maps. Shortly put, Skorokhod maps (in our case) are constructed to map any path in $\mathcal{D}[0, T]$ to a path in $\mathcal{D}[0, T]$ confined to a subset of \mathbb{R} . Reflected SDEs, also known as SDEs with boundary conditions, are essentially SDEs that are only allowed to take values in a certain subset of \mathbb{R} , if the process hits the boundary of the subset then the process is reflected.

3.1. Skorokhod maps. First, we introduce and provide some properties of Skorokhod maps that underlies the theory of reflected SDEs discussed in the next section. In essence, a Skorokhod map takes, in our case, a function in $\mathcal{D}[0, T]$ and outputs another function in $\mathcal{D}[0, T]$ that is confined to the domain under consideration. We say that a Skorokhod map Γ is associated with a domain A if $\Gamma(\psi)(t) \in A$ for all $\psi \in \mathcal{D}[0, T]$ and for all $t \in [0, T]$. We refer to Skorokhod maps associated with half-bounded domains $[\alpha, \infty)$, for $\alpha \in \mathbb{R}$, as one-sided Skorokhod maps and we refer to Skorokhod maps associated with bounded domains $[\alpha, \beta]$, for $\alpha < \beta$ and $|\alpha| + |\beta| < \infty$, as two-sided Skorokhod maps. One-sided Skorokhod maps were first considered in [38]. Moreover, an explicit formula for one-sided Skorokhod maps (see Definition 3 below) has been known since long (see, for example, [40]). An explicit formula for two-sided Skorokhod maps (see Definition 5 below) was only later derived (see [23]). We are interested in Skorokhod maps for the purpose of constructing implementable numerical schemes and for proving $L^p(\Omega)$ -convergence. Note, however, that explicit formulas for Skorokhod maps do not guarantee that numerical schemes based on Skorokhod maps can be implemented (see, for example, the ABEP scheme in Section 6). Certain schemes based on Skorokhod maps can, however,

be implemented. Most importantly, some piecewise constant schemes combined with a Skorokhod map can be implemented (see, for example, the ABEM scheme in Section 5).

As our interest is only the one-dimensional case, we define the Skorokhod maps using the known explicit representations. See, for example, [41] for a definition of the Skorokhod map for a convex domain in d -dimensional Euclidean space.

Definition 3. *The one-sided Skorokhod map $\Gamma^0 : \mathcal{D}[0, T] \rightarrow \mathcal{D}[0, T]$ associated with the domain $[0, \infty)$ is the map defined by*

$$(5) \quad \Gamma^0(\psi)(t) = \psi(t) + \sup_{s \in [0, t]} \max\{0, -\psi(s)\}$$

for $\psi \in \mathcal{D}[0, T]$ and for $t \in [0, T]$. The one-sided Skorokhod map $\Gamma^\alpha : \mathcal{D}[0, T] \rightarrow \mathcal{D}[0, T]$, $\alpha \in \mathbb{R}$, associated with the domain $[\alpha, \infty)$ is defined by

$$(6) \quad \Gamma^\alpha(\psi)(t) = \Gamma^0(\psi)(t) + \alpha$$

for $\psi \in \mathcal{D}[0, T]$ and for $t \in [0, T]$.

We provide two useful properties of the Skorokhod map Γ^α in the following lemma.

Lemma 4. *The one-sided Skorokhod map $\Gamma^\alpha : \mathcal{D}[0, T] \rightarrow \mathcal{D}[0, T]$, for $\alpha \in \mathbb{R}$, satisfies the following Lipschitz property in the supremum norm*

$$(7) \quad \sup_{t \in [0, r]} |\Gamma^\alpha(\psi_1)(t) - \Gamma^\alpha(\psi_2)(t)| \leq 2 \sup_{t \in [0, r]} |\psi_1(t) - \psi_2(t)|,$$

for any $\psi_1, \psi_2 \in \mathcal{D}[0, T]$, and the following growth bound in the supremum norm

$$(8) \quad \sup_{t \in [0, r]} |\Gamma^\alpha(\psi)(t)| \leq 2 \sup_{t \in [0, r]} |\psi(t)| + |\alpha|,$$

for any $\psi \in \mathcal{D}[0, T]$.

Note that the proof of Lemma 4 reduces to the case $\alpha = 0$ by (6). We refer to [10] for a proof of (a more general version in the space of real-valued continuous functions on $[0, T]$) (7) and the estimate in equation (8) with $\alpha = 0$ follows directly from the representation for Γ^0 in equation (5). Note that the properties in Lemma 4 (and corresponding lemmas below) are important for the properties of RSDEs in the following section (see Proposition 10).

We next introduce the two-sided Skorokhod maps associated with bounded domains.

Definition 5. *The two-sided Skorokhod map $\Gamma^{0, \alpha} : \mathcal{D}[0, T] \rightarrow \mathcal{D}[0, T]$, for $\alpha > 0$, associated with the domain $[0, \alpha]$ is the map defined by*

$$(9) \quad \Gamma^{0, \alpha} = \Lambda^\alpha \circ \Gamma^0,$$

for $\psi \in \mathcal{D}[0, T]$, where Γ^0 is the one-sided Skorokhod map associated with the domain $[0, \infty)$ defined in equation (5) and where the map $\Lambda^\alpha : \mathcal{D}[0, T] \rightarrow \mathcal{D}[0, T]$ is defined by

$$\Lambda^\alpha(\psi)(t) = \psi(t) - \sup_{s \in [0, t]} \left(\min \left(\max(0, \psi(s) - \alpha), \inf_{u \in [s, t]} \psi(u) \right) \right).$$

We refer to [23] for more details on (9).

Similarly to Γ^0 , $\Gamma^{0, \alpha}$ satisfies a Lipschitz estimate in the supremum norm and a bound in the supremum norm that we state in the following lemma.

Lemma 6. *The two-sided Skorokhod map $\Gamma^{0, \alpha} : \mathcal{D}[0, T] \rightarrow \mathcal{D}[0, T]$, for $\alpha > 0$, satisfies the following Lipschitz property in the supremum norm*

$$(10) \quad \sup_{t \in [0, r]} |\Gamma^{0, \alpha}(\psi_1)(t) - \Gamma^{0, \alpha}(\psi_2)(t)| \leq 4 \sup_{t \in [0, r]} |\psi_1(t) - \psi_2(t)|,$$

for any $\psi_1, \psi_2 \in \mathcal{D}[0, T]$, and is bounded in the supremum norm

$$(11) \quad \sup_{t \in [0, r]} |\Gamma^{0, \alpha}(\psi)(t)| \leq \alpha,$$

for any $\psi \in \mathcal{D}[0, T]$.

We refer to [23] for a proof of the estimate in (10) and the estimate in (11) is immediate since $\Gamma^{0, \alpha}(\psi)(t) \in [0, \alpha]$ for every $t \in [0, T]$.

Next, we introduce the Skorokhod maps needed for the method of artificial barriers developed in Section 4. To this end, we first introduce a family of domains $\{D_N\}_{N \in \mathbb{N}}$: For $N \in \mathbb{N}$, let

$$D_N = \begin{cases} (a + 1/N, \infty), & \text{if } b = \infty, \\ (a + 1/N, b - 1/N), & \text{if } |b| < \infty. \end{cases}$$

We are interested in the Skorokhod map Γ associated with $\text{cl } D = (a, b) \cup \{a, b\}$ and the family of Skorokhod maps $\{\Gamma_N\}_{N \in \mathbb{N}}$ each associated with $\text{cl } D_N = \partial D_N \cup D_N$. The maps Γ and Γ_N can be expressed in terms of Γ^0 and $\Gamma^{0, \alpha}$ as

$$(12) \quad \Gamma(\psi)(t) = \begin{cases} \Gamma^a(\psi)(t), & \text{if } b = \infty, \\ \Gamma^{0, (b-a)}(\psi)(t) + a, & \text{if } |b| < \infty, \end{cases}$$

and

$$(13) \quad \Gamma_N(\psi)(t) = \begin{cases} \Gamma^{a+1/N}(\psi)(t), & \text{if } b = \infty, \\ \Gamma^{0, (b-a-2/N)}(\psi)(t) + (a + 1/N), & \text{if } |b| < \infty, \end{cases}$$

both for $\psi \in \mathcal{D}[0, T]$. By (12), Lemma 4, and Lemma 6, Γ satisfies the Lipschitz estimate

$$\sup_{t \in [0, r]} |\Gamma(\psi_1)(t) - \Gamma(\psi_2)(t)| \leq 4 \sup_{t \in [0, r]} |\psi_1(t) - \psi_2(t)|,$$

and the growth bound

$$\sup_{t \in [0, r]} |\Gamma(\psi)(t)| \leq \begin{cases} 2 \sup_{t \in [0, r]} |\psi(t)| + |a|, & \text{if } b = \infty, \\ \max(|a|, |b|), & \text{if } |b| < \infty. \end{cases}$$

The following lemma states that $\{\Gamma_N\}_{N \in \mathbb{N}}$ satisfies Lipschitz bounds and growth estimates, uniformly in $N \in \mathbb{N}$.

Lemma 7. *The family of Skorokhod maps $\{\Gamma_N\}_{N \in \mathbb{N}}$ satisfies*

$$(14) \quad \sup_{N \in \mathbb{N}} \sup_{t \in [0, r]} |\Gamma_N(\psi_1)(t) - \Gamma_N(\psi_2)(t)| \leq 4 \sup_{t \in [0, r]} |\psi_1(t) - \psi_2(t)|,$$

for all $\psi_1, \psi_2 \in \mathcal{D}[0, T]$, and

$$(15) \quad \sup_{N \in \mathbb{N}} \sup_{t \in [0, r]} |\Gamma_N(\psi)(t)| \leq \begin{cases} 2 \sup_{t \in [0, r]} |\psi(t)| + |a| + 1, & \text{if } b = \infty, \\ \max(|a|, |b|), & \text{if } |b| < \infty, \end{cases}$$

for all $\psi \in \mathcal{D}[0, T]$.

Proof of Lemma 7. Suppose first that $|b| < \infty$. The growth bound in (15) is immediate since $\Gamma_N(\psi)(t) \in \text{cl } D_N \subset \text{cl } D = [a, b]$ for all $t \in [0, T]$. The Lipschitz bound in (14) follows from reducing it to the known estimates in Lemma 6 using (13) for $|b| < \infty$

$$\begin{aligned} \sup_{t \in [0, r]} |\Gamma_N(\psi_1)(t) - \Gamma_N(\psi_2)(t)| &= \sup_{t \in [0, r]} |\Gamma^{0, (b-a-2/N)}(\psi_1)(t) - \Gamma^{0, (b-a-2/N)}(\psi_2)(t)| \\ &\leq 4 \sup_{t \in [0, r]} |\psi_1(t) - \psi_2(t)| \end{aligned}$$

The Lipschitz bound for the case $b = \infty$ is proved similarly:

$$\begin{aligned} \sup_{t \in [0, r]} |\Gamma_N(\psi_1)(t) - \Gamma_N(\psi_2)(t)| &= \sup_{t \in [0, r]} |\Gamma^0(\psi_1)(t) - \Gamma^0(\psi_2)(t)| \\ &\leq 2 \sup_{t \in [0, r]} |\psi_1(t) - \psi_2(t)| \\ &\leq 4 \sup_{t \in [0, r]} |\psi_1(t) - \psi_2(t)| \end{aligned}$$

using (13) for $b = \infty$ and Lemma 4. The growth bound for $b = \infty$ follows from (8)

$$\sup_{t \in [0, r]} |\Gamma_N(\psi)(t)| = \sup_{t \in [0, r]} |\Gamma^{a+1/N}(\psi)(t)| \leq 2 \sup_{t \in [0, r]} |\psi(t)| + \left| a + \frac{1}{N} \right| \leq 2 \sup_{t \in [0, r]} |\psi(t)| + a + 1.$$

□

In the following sections, we will not separate the one-finite-boundary case and the two-finite-boundaries case and we will apply Lemma 7 to both cases.

3.2. Reflected SDEs. Next, we provide an introduction to reflected SDEs (RSDEs), we refer to [34] for a more complete introduction to the topic of RSDEs. We define RSDEs for the Skorokhod map Γ associated with $\text{cl}D = [a, b]$ for $|a| + |b| < \infty$, and the other considered domains are treated analogously. We first provide a short intuitive description and the idea of reflected SDEs and then we provide a proper definition. In this section, instead of imposing the assumptions in Section 2, we assume that $f, g : \mathbb{R} \rightarrow \mathbb{R}$ are globally Lipschitz functions.

For simplicity, we start with the case of one barrier at 0 ($a = 0$ and $b = \infty$) with continuous sample paths. The goal in this case is to define a mathematical object ξ with three properties:

- (1) $\xi(t) \geq 0$ for all $t \in [0, T]$ and $t \mapsto \xi(t)$ is continuous almost surely.
- (2) ξ has dynamics according to the Itô SDE

$$d\xi(t) = f(\xi(t)) dt + g(\xi(t)) dB(t)$$

whenever $\xi(t) > 0$.

- (3) ξ is reflected back into the domain $(0, \infty)$ whenever ξ hits 0 to avoid ξ entering $(-\infty, 0)$.

Note that, as there is no mentioning of the reflection in (2) above, the reflection dynamics in (3) must disappear as soon as ξ re-enters $(0, \infty)$. The above problem was first studied by Skorokhod in [38] who proposed to formalise the problem, thereafter known as the Skorokhod problem, as finding a pair of non-anticipating processes $\xi(t) \geq 0$ and $L(t)$, for $t \in [0, T]$, such that

$$(16) \quad \xi(t) = \xi_0 + \int_0^t f(\xi(s)) ds + \int_0^t g(\xi(s)) dB(s) + L(t),$$

almost surely, L is non-decreasing, $L(0) = 0$ and

$$(17) \quad L(t) = \int_0^t \mathbb{1}_{\xi(s)=0} dL(s).$$

Note that the property (17) states that the process $L(t)$ can only increase when $\xi(t) = 0$ and that $L(t)$ then acts in (16) as a positive driving force to push ξ into $(0, \infty)$. We use the letter L to emphasise that it represent a lower barrier process. Moreover, under Lipschitz conditions on f and g , there exists a unique solution to the Skorokhod problem. We refer to [34] for more details. The considered setting in Section 2 reduces to the Lipschitz case by Assumption 2.

Next, we provide the proper mathematical definition of reflected SDEs with two barriers at a and b (with $|a| + |b| < \infty$).

Definition 8. A triplet of \mathcal{F}_t -adapted processes $(\xi(t), U(t), L(t))_{t \in [0, T]}$ is a solution of the reflected SDE

$$d\xi(t) = \xi_0 + f(\xi(t)) dt + g(\xi(t)) dB(t) - dU(t) + dL(t), \quad t \in [0, T],$$

with reflection at a and b , with $a < b$, and the initial condition $\xi(0) = \xi_0 \in [a, b]$ if the following holds:

- (1) $\xi(t) \in [a, b]$ for every $t \in [0, T]$, almost surely.
- (2) $t \mapsto U(t)$ and $t \mapsto L(t)$ are non-decreasing and $U(0) = L(0) = 0$.
- (3) $\int_0^t \mathbb{1}_{\xi(s) \in [a, b]} dU(s) = \int_0^t \mathbb{1}_{\xi(s) \in (a, b)} dL(s) = 0$ for every $t \in [0, T]$.
- (4) $\xi(t) = \xi(0) + \int_0^t f(\xi(s)) ds + \int_0^t g(\xi(s)) dB(s) - U(t) + L(t)$, $\forall t \in [0, T]$, almost surely.
- (5) All the above integral are well-defined.

Note that if w solves the Itô SDE

$$(18) \quad w(t) = \xi_0 + \int_0^t f(\Gamma(w)(s)) ds + \int_0^t g(\Gamma(w)(s)) dB(s),$$

then there exist $U(t)$ and $L(t)$ such that $(\Gamma(w)(t), U(t), L(t))_{t \in [0, T]}$ satisfy Definition 8 (see, for example, Section 1.2 in [23]), where we recall that Γ is the Skorokhod map associated with $[a, b]$ (see Section 3.1). We say that $(\xi, w, L - U)$ is an associated triple on $[a, b]$ if Definition 8 and (18) holds.

Remark 9. If ξ cannot hit one of the boundary points (for example b) then the corresponding barrier process (in this example U) can be completely removed or set equal to 0 (in this example $U \equiv 0$) in the definition above. This follows from uniqueness of solutions to reflected SDEs, see below or [34] for more details. Of particular interest in this paper is the case where ξ cannot hit either of the boundary points (see Assumption 2) which implies that both barrier processes will, in fact, be 0 (meaning that $U \equiv 0 \equiv L$), this enables us to connect the original SDE in (1) to reflected SDEs (see Proposition 21).

We now collect some well-known results for RSDEs that will be needed for the convergence analysis. We refer to [34] for a proof, but the existence and uniqueness is due to [38].

Proposition 10. If $f, g : \mathbb{R} \rightarrow \mathbb{R}$ in Definition 8 are globally Lipschitz continuous, then there exists a unique continuous solution ξ to the RSDE in Definition 8. Moreover, ξ satisfies moment bounds

$$\mathbb{E} \left[\sup_{t \in [0, T]} |\xi(t)|^p \right] \leq \begin{cases} C(p, T, L_f, L_g, \xi_0), & \text{if } b = \infty, \\ \max(|a|^p, |b|^p), & \text{if } |b| < \infty, \end{cases}$$

for every $p \geq 2$, and the time increments satisfy

$$\mathbb{E} [|\xi(t) - \xi(s)|^p] \leq C(p, T, L_f, L_g, \xi_0) |t - s|^{p/2},$$

for every $p \geq 2$, for every $t, s \in [0, T]$, where L_f and L_g are the Lipschitz constants of f and g respectively.

4. METHOD OF ARTIFICIAL BARRIERS

We now present the idea of adding artificial barriers to the types of SDEs in equation (2) and we call it the method of artificial barriers. Note that Assumption 2 is important for this methodology to work and be of interest.

4.1. Construction of artificial barriers. The method of artificial barriers for constructing boundary-preserving numerical schemes is based on the idea that if the solution process X to an SDE cannot leave a domain, then we can augment the SDE with barriers outside this domain to obtain a reflected SDE whose solution equals the original process X almost surely. The obtained reflected SDE can then be approximated using any boundary-preserving numerical scheme for reflected SDEs. To straight away apply this idea to the considered setting would be problematic because numerical schemes for reflected SDEs are in general non-strict boundary-preserving; that is, the boundary points are not unattainable by numerical schemes for reflected SDEs. This is an issue since f and g that we consider typically vanish on the boundary, and most numerical schemes that hit the boundary will thereafter stay at the boundary. Instead, shortly put, we modify the coefficient functions f and g to move the boundary slightly inside the original domain D and augment the modified SDE with artificial barriers.

We can then discretise the resulting (modified) RSDE using a (non-strict) boundary-preserving numerical scheme. Note that the exact details of adding artificial barriers depend on the specific problem at hand, the here outlined method is constructed to fit our purposes. The rest of this section is dedicated to formulate the method of artificial barriers mathematically.

The first step is to modify the drift and diffusion coefficients such that the unattainable boundary points are moved to $a + 1/N$ and $b - 1/N$. To formalise this, we introduce an integer $N \in \mathbb{N}$ and consider the following modified Itô SDE

$$(19) \quad \begin{cases} dX_N(t) = f_N(X_N(t)) dt + g_N(X_N(t)) dB(t), & t \in (0, T], \\ X_N(0) = x_0 \in D_N, \end{cases}$$

where $D_N = (a + 1/N, b - 1/N) \subset D$ and where f_N and g_N are defined below in such a way that $X_N(t) \in D_N$ for every $t \in [0, T]$ almost surely. For ease of presentation and to avoid technicalities regarding the initial value, we assume that $x_0 \in D_1$. $x_0 \in D_1$ can be relaxed to $x_0 \in D$ by defining $X_N(0) = \Pi_{N-1}(x_0) \in D_N$, where $\Pi_{N-1} : \mathbb{R} \rightarrow \text{cl } D_{N-1} \subset D_N$ is the projection onto $\text{cl } D_{N-1}$ (see (27) for a definition). Changing x_0 to $\Pi_{N-1}(x_0)$ would only introduce a deterministic error of order $1/N$ and would not change the convergence rates.

We specify the functions f_N and g_N as follows: For $x \in D_N$, let

$$(20) \quad \psi_N(x) = \begin{cases} x - \frac{1}{N}, & \text{if } b = \infty, \\ \frac{b-a}{b-a-\frac{2}{N}} \left(x - \left(a + \frac{1}{N} \right) \right) + a, & \text{if } |b| < \infty. \end{cases}$$

and define

$$f_N(x) = f(\psi_N(x))$$

and

$$g_N(x) = g(\psi_N(x)).$$

As $x \mapsto \psi_N(x)$ in (20) is a linear function (both for $b = \infty$ and for $|b| < \infty$), the local behaviour of f_N (g_N) near $a + 1/N$ and near $b - 1/N$ is similarly to the local behaviour of f (g) near a and near b , respectively. In particular, the boundary behaviour of X (see Proposition 2) is the same as the boundary behaviour of X_N (see Proposition 20). Observe that the case $b = \infty$ in (20) can be obtained from the case $|b| < \infty$ in (20) by

$$\lim_{b \rightarrow \infty} \psi_N(x) = \lim_{b \rightarrow \infty} \frac{b-a}{b-a-\frac{2}{N}} \left(x - \left(a + \frac{1}{N} \right) \right) + a = x - \frac{1}{N}.$$

Remark 11. Note that the above is only well-defined if $N > \frac{2}{b-a}$. If $|b-a| > 2$, then there is no issue. If $|b-a| \leq 2$, then we simply restrict $N \in \mathbb{N}$ to $N > \frac{2}{b-a}$. Henceforth, we assume, for ease of presentation, that $|b-a| > 2$.

The following lemma states that the modified coefficient functions f_N and g_N satisfies a Lipschitz estimate on D uniformly in $N \in \mathbb{N}$.

Lemma 12. If Assumption 1 is satisfied, then there exist constants \hat{L}_f and \hat{L}_g such that

$$|f_N(x) - f_N(y)| \leq \hat{L}_f |x - y|$$

$$|g_N(x) - g_N(y)| \leq \hat{L}_g |x - y|$$

for all $x, y \in D$ and for every $N \in \mathbb{N}$. Moreover, \hat{L}_f and \hat{L}_g can be chosen as

$$\hat{L}_f = \begin{cases} L_f, & \text{if } b = \infty, \\ L_f \left| \frac{b-a}{b-a-2} \right|, & \text{if } |b| < \infty. \end{cases}$$

and

$$\hat{L}_g = \begin{cases} L_g, & \text{if } b = \infty, \\ L_g \left| \frac{b-a}{b-a-2} \right|, & \text{if } |b| < \infty. \end{cases}$$

Proof of Lemma 12. We provide the proof for f_N in the case $|b| < \infty$, the other cases are proved in the same way. We use Lipschitz continuity of f on D and the defining formula for ψ_N in (20) to see that

$$\begin{aligned} |f_N(x) - f_N(y)| &= |f(\psi_N(x)) - f(\psi_N(y))| \leq L_f |\psi_N(x) - \psi_N(y)| \\ &= L_f \left| \frac{b-a}{b-a-2/N} \right| |x-y| \\ &\leq L_f \left| \frac{b-a}{b-a-2} \right| |x-y| \end{aligned}$$

and we let

$$\hat{L}_f = L_f \left| \frac{b-a}{b-a-2} \right|.$$

□

Alternatively, Lemma 12 follows from that the composition of two Lipschitz continuous functions is also a Lipschitz continuous function and that

$$(21) \quad \text{Lip}(\psi_N) = \sup_{x \in \mathbb{R}} |\psi'_N(x)| = \begin{cases} 1, & \text{if } b = \infty, \\ \left| \frac{b-a}{b-a-2/N} \right|, & \text{if } |b| < \infty, \end{cases} \leq \begin{cases} 1, & \text{if } b = \infty, \\ \left| \frac{b-a}{b-a-2} \right|, & \text{if } |b| < \infty. \end{cases}$$

The following lemma quantifies the error between f and f_N and g and g_N , respectively, which will be used for the comparison of X and X_N in Proposition 19 below.

Lemma 13. *Let $p \geq 1$. If Assumption 1 is satisfied, then there exist constants $C(p, L_f, a, b)$ and $C(p, L_g, a, b)$ such that*

$$\begin{aligned} |f(x) - f_N(x)|^p &\leq C(p, L_f, a, b) N^{-p} (1 + |x|^p) \\ |g(x) - g_N(x)|^p &\leq C(p, L_g, a, b) N^{-p} (1 + |x|^p) \end{aligned}$$

for all $x \in D$ and for every $N \in \mathbb{N}$. If $b = \infty$, then the constants are independent of a and b .

Proof of Lemma 13. We prove the estimate for f and f_N in the case $|b| < \infty$, the other cases are proved in the same way. Let $p \geq 1$. By definition of f_N we have that

$$|f(x) - f_N(x)|^p = |f(x) - f(\psi_N(x))|^p \leq L_f^p |x - \psi_N(x)|^p.$$

Moreover, by definition of ψ_N in (20) we have that

$$(22) \quad \begin{aligned} |\psi_N(x) - x| &= \left| \frac{2}{N(b-a)-2} x - \frac{b+a}{N(b-a)-2} \right| \\ &\leq N^{-1} \left(\frac{2}{|b-a-2/N|} |x| + \frac{|b+a|}{|b-a-2/N|} \right) \\ &\leq N^{-1} \left(\frac{2}{|b-a|} |x| + \frac{|b+a|}{|b-a|} \right) \leq N^{-1} C(a, b) (1 + |x|) \end{aligned}$$

and inserting this into the estimate for $|f(x) - f_N(x)|^p$ above gives the desired result. Note that the estimate (22) reduces to

$$|\psi_N(x) - x| = \frac{1}{N}$$

in the case $b = \infty$ and the constants in the lemma can be chosen to be independent of a and b . □

The above definitions of f_N and g_N and Lemma 12 implies, in particular, that $X_N \in D_N$ is well-defined and that $X_N \rightarrow X$ in $L^p(\Omega)$ as $N \rightarrow \infty$ and we formalise this in the following proposition.

Proposition 14. *Let $N \in \mathbb{N}$. If Assumptions 1 and 2 are satisfied, then there exists a unique solution X_N to the SDE (19) with modified coefficients that satisfies moments bounds*

$$\mathbb{E} \left[\sup_{t \in [0, T]} |X_N(t)|^p \right] \leq \begin{cases} C(p, T, L_f, L_g, a, x_0), & \text{if } b = \infty, \\ \max(|a|^p, |b|^p), & \text{if } |b| < \infty, \end{cases}$$

for every $p \geq 2$, and that only takes values in D_N

$$\mathbb{P}(X_N(t) \in D_N, \forall t \in [0, T]) = 1.$$

Moreover, the constant $C(p, T, L_f, L_g, a, b, x_0)$ is independent of $N \in \mathbb{N}$.

Proof of Proposition 14. Existence and uniqueness of a solution follows Proposition 2 (up to modifying f_N and g_N outside D_N). By Lemma 12, the moment bound constant is independent of $N \in \mathbb{N}$. As ψ_N defined in (20) is a linear function, the local behaviour of X_N near ∂D_N is the same as the local behaviour of X near ∂D . Thus,

$$\mathbb{P}(X_N(t) \in D_N, \forall t \in [0, T]) = 1$$

follows from Assumption 2. □

The proof of convergence $X_N \rightarrow X$ in $L^p(\Omega)$ (see Proposition 19 below) uses the two following lemmas and Grönwall's inequality.

Lemma 15. *Let $p \geq 1$. Suppose that Assumption 1 is satisfied and let X and Y be \mathcal{F}_t -adapted stochastic processes only taking values in D . Then*

$$\left| \int_0^t f(X(s)) - f_N(Y(s)) ds \right|^p \leq C(p, T, L_f) \left(\int_0^t |X(s) - Y(s)|^p ds + N^{-p} \left(1 + \sup_{s \in [0, t]} |Y(s)|^p \right) \right).$$

In particular,

$$\begin{aligned} \mathbb{E} \left[\sup_{t \in [0, r]} \left| \int_0^t f(X(s)) - f_N(Y(s)) ds \right|^p \right] &\leq C(p, T, L_f) \int_0^t \mathbb{E} \left[\sup_{t \in [0, s]} |X(t) - Y(t)|^p \right] ds \\ &\quad + C(p, T, L_f) N^{-p} \left(1 + \mathbb{E} \left[\sup_{t \in [0, T]} |Y(t)|^p \right] \right). \end{aligned}$$

Remark 16. *The estimates in Lemma 15 are also true with $\sup_{s \in [0, t]} |Y(s)|^p$ replaced with $\sup_{s \in [0, t]} |X(s)|^p$. In this case, the constant depends on the Lipschitz constant of f_N on D (which can be chosen to be independent of N) instead of L_f .*

The proof of Lemma 15 is standard, we include it for completeness.

Proof of Lemma 15. Let $p \geq 1$. We split the error and apply Jensen's inequality for integrals to estimate

$$\begin{aligned} \left| \int_0^t f(X(s)) - f_N(Y(s)) ds \right|^p &\leq C(p, T) \left(\int_0^t |f(X(s)) - f(Y(s))|^p + |f(Y(s)) - f_N(Y(s))|^p ds \right) \\ &\leq C(p, T, L_f) \left(\int_0^t |X(s) - Y(s)|^p ds + N^{-p} \left(1 + \sup_{s \in [0, t]} |Y(s)|^p \right) \right), \end{aligned}$$

where we in the last inequality used that f is Lipschitz continuous on D and Lemma 13 for the second term. This concludes the proof. □

Lemma 17. *Let $p \geq 2$. Suppose Assumption 1 is satisfied and let X and Y be \mathcal{F}_t -adapted stochastic processes only taking values in D . Then*

$$\begin{aligned} \mathbb{E} \left[\sup_{t \in [0, r]} \left| \int_0^t g(X(s)) - g_N(Y(s)) \, ds \right|^p \right] \\ \leq C(p, T, L_g) \left(\int_0^r \mathbb{E} [|X(s) - Y(s)|^p] \, ds + N^{-p} \left(1 + \mathbb{E} \left[\sup_{s \in [0, r]} |Y(s)|^p \right] \right) \right). \end{aligned}$$

In particular,

$$\begin{aligned} \mathbb{E} \left[\sup_{t \in [0, r]} \left| \int_0^t g(X(s)) - g_N(Y(s)) \, ds \right|^p \right] \\ \leq C(p, T, L_g) \left(\int_0^r \mathbb{E} \left[\sup_{t \in [0, s]} |X(t) - Y(t)|^p \right] \, ds + N^{-p} \left(1 + \mathbb{E} \left[\sup_{t \in [0, T]} |Y(t)|^p \right] \right) \right). \end{aligned}$$

Remark 18. *In the same way as for Lemma 15, the estimates in Lemma 17 are also true with $\sup_{s \in [0, t]} |Y(s)|^p$ replaced with $\sup_{s \in [0, t]} |X(s)|^p$. In this case, the constant depends on the Lipschitz constant of g_N on D (which can be chosen to be independent of N) instead of L_g .*

The proof of Lemma 17 is also standard.

Proof of Lemma 17. Let $p \geq 2$. We apply the BDG inequality and Jensen's inequality for integrals (requires $p \geq 2$) to see that

$$\mathbb{E} \left[\sup_{t \in [0, r]} \left| \int_0^t g(X(s)) - g_N(Y(s)) \, dB(s) \right|^p \right] \leq C(p, T) \mathbb{E} \left[\int_0^r |g(X(s)) - g_N(Y(s))|^p \, ds \right]$$

and the same argument as we used in the proof of Lemma 15 gives us

$$\begin{aligned} \int_0^r |g(X(s)) - g_N(Y(s))|^p \, ds &\leq C(p) \left(L_g^p \int_0^r |X(s) - Y(s)|^p \, ds + \int_0^r |g(Y(s)) - g_N(Y(s))|^p \, ds \right) \\ &\leq C(p, L_g) \left(\int_0^r |X(s) - Y(s)|^p \, ds + N^{-p} \left(1 + \sup_{s \in [0, r]} |Y(s)|^p \right) \right), \end{aligned}$$

where we also used Lemma 13. Thus, we have arrived at the desired estimate

$$\begin{aligned} \mathbb{E} \left[\sup_{t \in [0, r]} \int_0^t |g(X(s)) - g_N(Y(s))|^p \, ds \right] \\ \leq C(p, T, L_g) \left(\int_0^r \mathbb{E} [|X(s) - Y(s)|^p] \, ds + N^{-p} \left(1 + \mathbb{E} \left[\sup_{s \in [0, r]} |Y(s)|^p \right] \right) \right). \end{aligned}$$

□

Proposition 19. *If Assumptions 1 and 2 are satisfied, then for every $p \geq 2$ there exists a constant $C(p, T, L_f, L_g, a, b, x_0)$ such that*

$$\mathbb{E} \left[\sup_{t \in [0, T]} |X_N(t) - X(t)|^p \right] \leq C(p, T, L_f, L_g, a, b, x_0) N^{-p}$$

for every $N \in \mathbb{N}$ with $x_0 \in D_N$. If $b = \infty$, then the constant is independent of a and b .

Proof of Proposition 19. Let $p \geq 2$. The proof uses Lemma 15 and Lemma 17 combined with Grönwall's inequality. To this end, let $r \in [0, T]$. We use the integral equations for X and X_N in equations (1) and (19) to estimate

$$\begin{aligned} \sup_{t \in [0, r]} |X_N(t) - X(t)|^p &\leq C(p) \sup_{t \in [0, r]} \left| \int_0^t f(X(s)) - f_N(X_N(s)) ds \right|^p \\ &\quad + C(p) \sup_{t \in [0, r]} \left| \int_0^t g(X(s)) - g_N(X_N(s)) dB(s) \right|^p \end{aligned}$$

for some constant $C(p)$ depending on p . We now apply Lemma 15 and Lemma 17 to the expected value of the first and second terms, respectively, on the right hand side of the above inequality. We obtain that

$$\begin{aligned} &\mathbb{E} \left[\sup_{t \in [0, r]} |X_N(t) - X(t)|^p \right] \\ &\leq C(p, T, L_f, L_g) \left(\int_0^r \mathbb{E} \left[\sup_{t \in [0, s]} |X(t) - X_N(t)|^p \right] ds + N^{-p} \left(1 + \mathbb{E} \left[\sup_{s \in [0, T]} |X_N(s)|^p \right] \right) \right). \end{aligned}$$

Moment bounds for X_N in Proposition 14 and Grönwall's inequality now gives the desired result

$$\mathbb{E} \left[\sup_{t \in [0, T]} |X_N(t) - X(t)|^p \right] \leq C(p, T, L_f, L_g, a, b, x_0) N^{-p},$$

and the constant is independent of a and b if $b = \infty$. \square

The second step is to augment the SDE (19) with what we call artificial barriers. To this end, we consider the following process ξ_N with reflection (see Section 3.2 for details) that can be viewed as X_N augmented with artificial barriers:

$$(23) \quad \begin{cases} d\xi_N(t) = f_N(\xi_N(t)) dt + g_N(\xi_N(t)) dB(t) - dU_N(t) + dL_N(t), & t \in (0, T], \\ \xi_N(0) = x_0 \in D_N, \end{cases}$$

where (alternative intuitive formulation of Definition 8)

$$dU_N(t) = I_{b-1/N}(\xi_N(t)) dU_N(t),$$

with initial value $U_N(0) = 0$, is the upper barrier at $b - 1/N$ and where

$$dL_N(t) = I_{a+1/N}(\xi_N(t)) dL_N(t),$$

with initial value $L_N(0) = 0$, is the lower barrier at $a + 1/N$. Recall the integral equation for ξ_N

$$\xi_N(t) = x_0 + \int_0^t f_N(\xi_N(s)) ds + \int_0^t g_N(\xi_N(s)) dB(s) - U_N(t) + L_N(t)$$

and that $(\xi_N, w_N, L_N - U_N)$, where

$$(24) \quad w_N(t) = x_0 + \int_0^t f_N(\xi_N(s)) ds + \int_0^t g_N(\xi_N(s)) dB(s),$$

is an associated triple in the sense of Definition 8. See Section 3.2 for more details on RSDEs.

Proposition 20. *Suppose Assumptions 1 and 2 are satisfied and let $N \in \mathbb{N}$. Then there exists a unique solution ξ_N to the RSDE (19) with modified coefficients with finite moments*

$$(25) \quad \mathbb{E} \left[\sup_{t \in [0, T]} |\xi_N(t)|^p \right] \leq \begin{cases} C(p, T, L_f, L_g, a, x_0), & \text{if } b = \infty, \\ \max(|a|^p, |b|^p), & \text{if } |b| < \infty, \end{cases}$$

for every $p \geq 2$, finite moments of time increments

$$(26) \quad \mathbb{E} [|\xi_N(t) - \xi_N(s)|^p] \leq C(p, T, L_f, L_g, a, b, x_0) |t - s|^{p/2},$$

for every $p \geq 2$, and that only takes values in $\text{cl } D_N$

$$\mathbb{P} (\xi_N(t) \in \text{cl } D_N, \forall t \in [0, T]) = 1.$$

Moreover, the constant $C(p, T, L_f, L_g, a, b, x_0)$ is independent of $N \in \mathbb{N}$. If $b = \infty$, then the constant for the time increments is independent of b .

Proof of Proposition 20. Existence and uniqueness of solutions follows from Proposition 10 with globally Lipschitz coefficients (up to modifying f_N and g_N outside D_N). By Lemma 12, the constants in (25) and in (26) are independent of $N \in \mathbb{N}$ and independent of a and b if $b = \infty$. $\xi_N(t) \in \text{cl } D_N$ for every $t \in [0, T]$, almost surely, is immediate from the definition of solutions to RSDEs. \square

The following proposition is the reason why we call the addition of the processes U_N and L_N artificial barriers, as they do not change the process X_N .

Proposition 21. *Suppose Assumptions 1 and 2 are satisfied and let $N \in \mathbb{N}$. Then the processes X_N solving (19) and ξ_N solving (23) are equal almost surely:*

$$\mathbb{P} (X_N(t) = \xi_N(t), \forall t \in [0, T]) = 1.$$

Proof. If X_N is a solution of (19) and $X_N \in D_N$, then $(X_N, U_N \equiv 0, L_N \equiv 0)$ is a solution to (23). By uniqueness of solutions of (23), we can conclude that X_N and ξ_N are equal almost surely. \square

The third step is to discretise the RSDE (23) using any (non-strict) boundary-preserving numerical scheme for reflected SDEs. To this end, we introduce a discretisation parameter $M \in \mathbb{N}$ and we discretise the time interval $[0, T]$ into $M \in \mathbb{N}$ intervals $[t_m, t_{m+1}]$ each of size $\Delta t = T/M$. We also let $\ell_{\Delta t}(s) = t_k$ for $s \in [t_k, t_{k+1})$ that will be used in Section 5 and in Section 6. Then, in particular, $t_m = m\Delta t$ for every $m = 0, \dots, M$. For now, to complete the convergence statement in this section, we assume that $\hat{\xi}_{N, \Delta t}$ is a (non-strict) boundary-preserving scheme for the RSDE in (23) with error constant independent of $N \in \mathbb{N}$.

Assumption 3. *Let $N \in \mathbb{N}$ and $\Delta t > 0$. For any $x_0 \in D_1$, we can find an approximation $\hat{\xi}_{N, \Delta t}$ to the solution ξ_N of the RSDE in (23) that only takes values in $\text{cl } D_N$*

$$\mathbb{P} (\hat{\xi}_{N, \Delta t}(t) \in \text{cl } D_N, \forall t \in [0, T]) = 1,$$

has bounded moments

$$\mathbb{E} \left[\sup_{t \in [0, T]} |\hat{\xi}_{N, \Delta t}(t)|^p \right] \leq \begin{cases} C(p, T, L_f, L_g, a, x_0), & \text{if } b = \infty, \\ \max(|a|^p, |b|^p), & \text{if } |b| < \infty, \end{cases}$$

for every $p \geq 2$, and with $L^p(\Omega)$ -error

$$\mathbb{E} \left[\sup_{t \in [0, T]} |\hat{\xi}_{N, \Delta t}(t) - \xi_N(t)|^p \right] \leq C(p, T, L_f, L_g, a, b, x_0) (N^{-p} + \Delta t^{\gamma p}),$$

for every $p \geq 2$ and for some $\gamma > 0$, where the constants are independent of N and Δt . If $b = \infty$, then the constant for the $L^p(\Omega)$ -error is independent of b .

In the next sections we define the Artificial Barriers EM (ABEM) scheme (Section 5) and the Artificial Barriers Euler–Peano (ABEP) scheme (Section 6) and we verify that both satisfy Assumption 3. The ABEM and ABEP schemes combine artificial barriers with a modified version of the classical projected EM scheme for RSDEs and with a modified version of the classical Euler–Peano scheme for RSDEs, respectively. Note that the method of artificial barriers can be combined with other boundary-preserving schemes for RSDEs (for example, the projected and reflected scheme, see [26]). We now state the main result of this section.

Theorem 22. *Let $N \in \mathbb{N}$ and let $\Delta t > 0$. Suppose Assumptions 1 and 2 are satisfied and that $\hat{\xi}_{N,\Delta t}$ satisfies Assumption 3 for some $\gamma > 0$. Then $\hat{\xi}_{N,\Delta t}$ is boundary-preserving*

$$\mathbb{P} \left(\hat{\xi}_{N,\Delta t}(t) \in D, \forall t \in [0, T] \right) = 1$$

and

$$\mathbb{E} \left[\sup_{t \in [0, T]} |\hat{\xi}_{N,\Delta t}(t) - X(t)|^p \right] \leq C(p, T, L_f, L_g, a, b, x_0) (N^{-p} + \Delta t^{\gamma p}),$$

for every $p \geq 2$, where the constant is independent of N and Δt . If $b = \infty$, then the constant for the $L^p(\Omega)$ -error is independent of b .

Proof of Theorem 22. Let $p \geq 2$. The first statement follows from $\text{cl} D_N \subset D$, for every $N \in \mathbb{N}$, and from Assumption 3. Recall the definitions of X_N and ξ_N in equation (19) and in equation (23), respectively. Then, by the triangle inequality, we have that

$$\begin{aligned} \left(\mathbb{E} \left[\sup_{t \in [0, T]} |\hat{\xi}_{N,\Delta t}(t) - X(t)|^p \right] \right)^{\frac{1}{p}} &\leq \left(\mathbb{E} \left[\sup_{t \in [0, T]} |\hat{\xi}_{N,\Delta t}(t) - \xi_N(t)|^p \right] \right)^{\frac{1}{p}} \\ &\quad + \left(\mathbb{E} \left[\sup_{t \in [0, T]} |X_N(t) - X(t)|^p \right] \right)^{\frac{1}{p}}, \end{aligned}$$

where we also used that ξ_N and X_N are equal almost surely (see Proposition 21). The result now follows from Assumption 3 and Proposition 19. \square

We now couple $N \in \mathbb{N}$ and Δt to obtain, as a corollary to Theorem 22, almost sure pathwise convergence of $\hat{\xi}_{N,\Delta t}$ to the solution X of the SDE (2).

Corollary 23. *Suppose Assumptions 1 and 2 are satisfied and suppose that $\hat{\xi}_{N,\Delta t}$ satisfies Assumption 3 for some $\gamma > 0$, $N \in \mathbb{N}$ and $\Delta t = N^{-1/\gamma}$. Then there exists for every $\epsilon > 0$ a random variable η_ϵ , with $\mathbb{E} [\eta_\epsilon^p] < \infty$ for every $p \geq 1$, such that*

$$\sup_{t \in [0, T]} |\hat{\xi}_{N,\Delta t}(t) - X(t)| \leq \eta_\epsilon \Delta t^{\gamma - \epsilon}$$

almost surely. Moreover, η_ϵ is independent of $N \in \mathbb{N}$.

The proof of Corollary 26 follows from applying Lemma 2.1 in [21] to Theorem 22.

5. ARTIFICIAL BARRIERS EULER–MARUYAMA

First, we combine the method of artificial barriers from Section 4 with a modification of the classical projected Euler–Maruyama (PEM) scheme for RSDEs applied to the RSDE with modified coefficients in (23). We call the resulting scheme the Artificial Barriers EM scheme and abbreviate it as ABEM. We first introduce the ABEM scheme and then we show that the ABEM scheme satisfy Assumption 3 in Section 4. It will then follow that the scheme is boundary-preserving and converges to the solution X of the considered SDE (1), by Theorem 22. We remark that the standard projected EM scheme applied to the SDE in (1) is non-strict boundary-preserving, meaning that the approximations might hit the boundary ∂D . Non-strict boundary-preservation is particularly problematic in our considered cases where both f and g typically have zeros at the boundary, since such schemes would forever remain at the boundary once it hits it.

$L^p(\Omega)$ -convergence of order $1/2$ - of the PEM scheme for RSDEs is a known result in the literature (see, for example, [33] for the case $p = 2$). We show in this section that this is also true for the ABEM scheme for the RSDEs in (23) and that the $L^p(\Omega)$ -error constant can be taken to be independent of N , and hence the ABEM scheme satisfy Assumption 3.

Let $\Pi_N : \mathbb{R} \rightarrow \text{cl } D_N$ denote the projection onto $\text{cl } D_N$ defined by

$$(27) \quad \Pi_N(x) = \begin{cases} a + 1/N, & \text{for } x < a + 1/N, \\ x, & \text{for } x \in \text{cl } D_N, \\ b - 1/N, & \text{for } x > b - 1/N. \end{cases}$$

Recall that $x_0 \in D_1$. We define the ABEM scheme, denoted by $\xi_{N,\Delta t}^{ABEM}$, as follows: Let $\xi_{N,\Delta t}^{ABEM}(0) = x_0$ and successively define $\xi_{N,\Delta t}^{ABEM}(t_{k+1})$ as

$$(28) \quad \xi_{N,\Delta t}^{ABEM}(t_{k+1}) = \Pi_N \left(\xi_{N,\Delta t}^{ABEM}(t_k) + f(\xi_{N,\Delta t}^{ABEM}(t_k)) \Delta t + g(\xi_{N,\Delta t}^{ABEM}(t_k)) \Delta B_k \right),$$

where $\Delta B_k = B(t_k) - B(t_{k-1})$. Note that if we would use the modified coefficient functions f_N and g_N instead of f and g in (28), then the scheme could get stuck at the boundary points of $\text{cl } D_N$. Also note that equation (28) can equivalently be written as

$$(29) \quad \xi_{N,\Delta t}^{ABEM}(t_{k+1}) = \min\{b - 1/N, \max\{a + 1/N, \xi_{N,\Delta t}^{ABEM}(t_k) + f(\xi_{N,\Delta t}^{ABEM}(t_k))\Delta t + g(\xi_{N,\Delta t}^{ABEM}(t_k))\Delta B_k\}\}.$$

We implement the ABEM scheme in Section 7 using (29). Note that if $b = \infty$, then the minimum in equation (29) will always be evaluated to be equal to the second term. In other words, the above definition of the ABEM scheme include both the one-finite-boundary case and the two-finite-boundaries case. See [33, 40] for details and convergence results for the standard projected EM scheme for RSDEs. Note that the convergence rate of $1/2 - \epsilon$ (see Theorem 25 below), for every $\epsilon > 0$, for the ABEM scheme can (in the limit) be improved, but the ϵ cannot be removed (see [33]). For our purposes, to confirm the convergence rate of the method of artificial barriers in Section 4, convergence rate of $1/2 - \epsilon$, for every $\epsilon > 0$, suffices.

For the purpose of the convergence analysis, we extend the definition in equation (28) to continuous time and we introduce an auxiliary process $w_{N,\Delta t}^{ABEM}$: For $t \in [t_k, t_{k+1})$, let

$$(30) \quad \xi_{N,\Delta t}^{ABEM}(t) = \Pi_N \left(\xi_{N,\Delta t}^{ABEM}(t_{k-1}) + f(\xi_{N,\Delta t}^{ABEM}(t_{k-1})) \Delta t + g(\xi_{N,\Delta t}^{ABEM}(t_{k-1})) \Delta B_k \right),$$

and

$$w_{N,\Delta t}^{ABEM}(t) = w_{N,\Delta t}^{ABEM}(t_{k-1}) + f(\xi_{N,\Delta t}^{ABEM}(t_{k-1})) \Delta t + g(\xi_{N,\Delta t}^{ABEM}(t_{k-1})) \Delta B_k.$$

Then (see Remark 1.4 in [36]) $(\xi_{N,\Delta t}^{ABEM}, w_{N,\Delta t}^{ABEM}, \xi_{N,\Delta t}^{ABEM} - w_{N,\Delta t}^{ABEM})$ is an associated triple on $\text{cl } D_N$ in the sense of Definition 8. In particular, $\xi_{N,\Delta t}^{ABEM} = \Gamma_N(w_{N,\Delta t}^{ABEM})$.

We introduce another auxiliary process

$$(31) \quad \tilde{w}_{N,\Delta t}^{ABEM}(t) = x_0 + \int_0^t f(\xi_{N,\Delta t}^{ABEM}(s)) ds + \int_0^t g(\xi_{N,\Delta t}^{ABEM}(s)) dB(s)$$

that coincides with $w_{N,\Delta t}^{ABEM}$ on the grid points $\{t_k : k = 0, \dots, M\}$: $\tilde{w}_{N,\Delta t}^{ABEM}(t_k) = w_{N,\Delta t}^{ABEM}(t_k)$ for $k = 0, \dots, M$. Indeed by an induction argument over the index k : Suppose that $\tilde{w}_{N,\Delta t}^{ABEM}(t_k) = w_{N,\Delta t}^{ABEM}(t_k)$ for some $k = 0, \dots, M - 1$. Then

$$\begin{aligned} \tilde{w}_{N,\Delta t}^{ABEM}(t_{k+1}) &= \tilde{w}_{N,\Delta t}^{ABEM}(t_k) + \int_{t_k}^{t_{k+1}} f(\xi_{N,\Delta t}^{ABEM}(s)) ds + \int_{t_k}^{t_{k+1}} g(\xi_{N,\Delta t}^{ABEM}(s)) dB(s) \\ &= w_{N,\Delta t}^{ABEM}(t_k) + f(\xi_{N,\Delta t}^{ABEM}(t_k))\Delta t + g(\xi_{N,\Delta t}^{ABEM}(t_k))\Delta B_{k+1} \\ &= w_{N,\Delta t}^{ABEM}(t_{k+1}), \end{aligned}$$

where we used that $\xi_{N,\Delta t}^{ABEM}$ is constant on $[t_k, t_{k+1})$. Moreover,

$$(\tilde{\xi}_{N,\Delta t}^{ABEM}, \tilde{w}_{N,\Delta t}^{ABEM}, \tilde{\xi}_{N,\Delta t}^{ABEM} - \tilde{w}_{N,\Delta t}^{ABEM}),$$

with $\tilde{\xi}_{N,\Delta t}^{ABEM}(t) = \Gamma_N(\tilde{w}_{N,\Delta t}^{ABEM})(t)$ for $t \in [0, T]$, is an associated triple on $\text{cl } D_N$ in the sense of Definition 8.

It is clear from the definition of the ABEM scheme that it is boundary-preserving, which we state in the following proposition together with moment bounds.

Proposition 24. *Suppose Assumptions 1 and 2 are satisfied and let $N \in \mathbb{N}$ and $\Delta t > 0$. Then the ABEM scheme satisfies moment bounds*

$$\mathbb{E} \left[\sup_{t \in [0, T]} |\xi_{N, \Delta t}^{ABEM}(t)|^p \right] \leq \begin{cases} C(p, T, L_f, L_g, a, x_0), & \text{if } b = \infty, \\ \max(|a|^p, |b|^p), & \text{if } |b| < \infty, \end{cases}$$

for every $p \geq 2$, and only takes values in $\text{cl } D_N$

$$\mathbb{P}(\xi_{N, \Delta t}^{ABEM}(t) \in \text{cl } D_N, \forall t \in [0, T]) = 1.$$

The constant $C(p, T, L_f, L_g, a, x_0)$ is independent of $N \in \mathbb{N}$ and Δt .

Proof. Let $p \geq 2$. The case of a bounded domain ($|a| + |b| < \infty$) is immediate since $|\xi_{N, \Delta t}^{ABEM}(t)| = |\Gamma_N(\tilde{w}_{N, \Delta t}^{ABEM})|$ is bounded by $\max(|a|, |b|)$ in this case (see Lemma 7). Suppose that $b = \infty$. We first reduce the desired moment bounds to the corresponding estimate for $w_{N, \Delta t}^{ABEM}$

$$\mathbb{E} \left[\sup_{t \in [0, T]} |\xi_{N, \Delta t}^{ABEM}(t)|^p \right] = \mathbb{E} \left[\sup_{t \in [0, T]} |\Gamma_N(w_{N, \Delta t}^{ABEM})(t)|^p \right] \leq C(p) \mathbb{E} \left[\sup_{t \in [0, T]} |w_{N, \Delta t}^{ABEM}(t)|^p \right]$$

using Lemma 7. With the goal of applying Grönwall's lemma, we use the auxiliary process $\tilde{w}_{N, \Delta t}^{ABEM}$ to bound the moments of $w_{N, \Delta t}^{ABEM}$

$$\begin{aligned} \sup_{t \in [0, r]} |w_{N, \Delta t}^{ABEM}(t)|^p &= \sup_{k=0, \dots, \ell_{\Delta t}(r)/\Delta t} |w_{N, \Delta t}^{ABEM}(t_k)|^p = \sup_{k=0, \dots, \ell_{\Delta t}(r)/\Delta t} |\tilde{w}_{N, \Delta t}^{ABEM}(t_k)|^p \\ &\leq \sup_{t \in [0, r]} |\tilde{w}_{N, \Delta t}^{ABEM}(t)|^p, \end{aligned}$$

where we recall that $\ell_{\Delta t}(s) = t_k$ for $s \in [t_k, t_{k+1})$ and where we also used that $w_{N, \Delta t}^{ABEM}$ and $\tilde{w}_{N, \Delta t}^{ABEM}$ agree on the time grid points (see paragraph before this proposition). By (31), we can bound

$$\begin{aligned} \sup_{t \in [0, r]} |\tilde{w}_{N, \Delta t}^{ABEM}(t)|^p &\leq C(p) \left(|x_0|^p + \sup_{t \in [0, r]} \left| \int_0^t f(\Gamma_N(w_{N, \Delta t}^{ABEM})(s)) ds \right|^p \right. \\ &\quad \left. + \sup_{t \in [0, r]} \left| \int_0^t g(\Gamma_N(w_{N, \Delta t}^{ABEM})(s)) dB(s) \right|^p \right). \end{aligned}$$

We use Jensen's inequality for integrals and linear growth of f on D (see Assumption 1) and of Γ_N (see (15)) to bound

$$\sup_{t \in [0, r]} \left| \int_0^t f(\Gamma_N(w_{N, \Delta t}^{ABEM})(s)) ds \right|^p \leq C(p, T, L_f, a) \left(1 + \int_0^r \sup_{t \in [0, s]} |w_{N, \Delta t}^{ABEM}(t)|^p ds \right).$$

For the Itô integral, we use the BDG inequality and linear growth of g on D (see Assumption 1) and of Γ_N (see (15)) to estimate

$$\mathbb{E} \left[\sup_{t \in [0, r]} \left| \int_0^t g(\Gamma_N(w_{N, \Delta t}^{ABEM})(s)) dB(s) \right|^p \right] \leq C(p, T, L_g, a) \left(1 + \int_0^r \mathbb{E} \left[\sup_{t \in [0, s]} |w_{N, \Delta t}^{ABEM}(t)|^p \right] ds \right)$$

Thus, together we have that

$$\begin{aligned} \mathbb{E} \left[\sup_{t \in [0, r]} |w_{N, \Delta t}^{ABEM}(t)|^p \right] &\leq \mathbb{E} \left[\sup_{t \in [0, r]} |\tilde{w}_{N, \Delta t}^{ABEM}(t)|^p \right] \\ &\leq C(p, T, L_f, L_g, a, x_0) \left(1 + \int_0^r \mathbb{E} \left[\sup_{t \in [0, s]} |w_{N, \Delta t}^{ABEM}(t)|^p \right] ds \right) \end{aligned}$$

An application of Grönwall's lemma now gives the desired estimate. \square

The following theorem establishes $L^p(\Omega)$ -convergence, for every $p \geq 2$, of the approximation $\xi_{N,\Delta t}^{ABEM}$ to the solution X of the considered SDE (1). We verify in the proof of Theorem 25 that Assumption 3 is satisfied and the result then follows from Theorem 22.

Theorem 25. *Suppose Assumptions 1 and 2 are satisfied and let $N \in \mathbb{N}$ and $\Delta t > 0$. Then there exists a constant $C(p, T, L_f, L_g, a, b, x_0) > 0$ such that*

$$\mathbb{E} \left[\sup_{t \in [0, T]} |\xi_{N,\Delta t}^{ABEM}(t) - X(t)|^p \right] \leq C(p, T, L_f, L_g, a, b, x_0) \left(N^{-p} + \Delta t^{p/2-\epsilon} \right),$$

for every $p \geq 2$ and for every $\epsilon > 0$, where the constant $C(p, T, L_f, L_g, a, b, x_0)$ is independent of $N \in \mathbb{N}$ and Δt . If $b = \infty$, then the constant is independent of b .

Proof. We verify that Assumption 3 is fulfilled and the result then follows from Theorem 22. The proof follows the same proof idea as in [33] with the extra issue that the coefficient functions of the reflected SDE for ξ_N in (23) are not the same as in the definition of the Artificial Barriers EM scheme $\xi_{N,\Delta t}^{ABEM}$. In view of Proposition 24, it remains to prove that

$$\mathbb{E} \left[\sup_{t \in [0, T]} |\xi_{N,\Delta t}^{ABEM}(t) - \xi_N(t)|^p \right] \leq C(p, T, L_f, L_g, a, b, x_0) \left(N^{-p} + \Delta t^{p/2-\epsilon} \right),$$

with a constant independent of $N \in \mathbb{N}$ and of $\Delta t > 0$ and independent of b if $b = \infty$. To this end, we split the error as

$$(32) \quad |\xi_{N,\Delta t}^{ABEM}(t) - \xi_N(t)|^p \leq C(p) \left(|\xi_{N,\Delta t}^{ABEM}(t) - \tilde{\xi}_{N,\Delta t}^{ABEM}(t)|^p + |\tilde{\xi}_{N,\Delta t}^{ABEM}(t) - \xi_N(t)|^p \right)$$

and estimate each term separately.

We first consider the first term on the right hand side of equation (32). By the Lipschitz property of the Skorokhod map Γ_N (see Lemma 7), we can bound

$$\begin{aligned} \sup_{t \in [0, r]} \left| \xi_{N,\Delta t}^{ABEM}(t) - \tilde{\xi}_{N,\Delta t}^{ABEM}(t) \right|^p &= \sup_{t \in [0, r]} \left| \Gamma_N(w_{N,\Delta t}^{ABEM}(t)) - \Gamma_N(\tilde{w}_{N,\Delta t}^{ABEM}(t)) \right|^p \\ &\leq C(p) \sup_{t \in [0, r]} \left| w_{N,\Delta t}^{ABEM}(t) - \tilde{w}_{N,\Delta t}^{ABEM}(t) \right|^p. \end{aligned}$$

We use the definition of $\tilde{w}_{N,\Delta t}^{ABEM}(t)$, that $w_{N,\Delta t}^{ABEM}(t)$ and $\tilde{w}_{N,\Delta t}^{ABEM}(t)$ coincide on the grid points and that $w_{N,\Delta t}^{ABEM}(t)$ is piecewise constant to see that

$$\begin{aligned} \tilde{w}_{N,\Delta t}^{ABEM}(t) &= w_{N,\Delta t}^{ABEM}(t_k) + \int_{t_k}^t f(\xi_{N,\Delta t}^{ABEM}(s)) ds + \int_{t_k}^t g(\xi_{N,\Delta t}^{ABEM}(s)) dB(s) \\ &= w_{N,\Delta t}^{ABEM}(t) + \int_{t_k}^t f(\xi_{N,\Delta t}^{ABEM}(s)) ds + \int_{t_k}^t g(\xi_{N,\Delta t}^{ABEM}(s)) dB(s) \\ &= w_{N,\Delta t}^{ABEM}(t) + f(\xi_{N,\Delta t}^{ABEM}(s))(t - t_k) + g(\xi_{N,\Delta t}^{ABEM}(s))(B(t) - B(t_k)) \end{aligned}$$

for $t \in [t_k, t_{k+1})$. Moving $w_{N,\Delta t}^{ABEM}(t)$ to the left hand side we thus have

$$\begin{aligned} \mathbb{E} \left[\sup_{t \in [0, r]} \left| w_{N,\Delta t}^{ABEM}(t_k) - \tilde{w}_{N,\Delta t}^{ABEM}(t) \right|^p \right] &\leq C(p) \mathbb{E} \left[\sup_{k=0, \dots, M-1} \sup_{t \in [t_k, t_{k+1})} \left| f(\xi_{N,\Delta t}^{ABEM}(t_{k-1}))(t - t_k) \right|^p \right] \\ &\quad + C(p) \mathbb{E} \left[\sup_{k=0, \dots, M-1} \sup_{t \in [t_k, t_{k+1})} \left| g(\xi_{N,\Delta t}^{ABEM}(t_{k-1}))(B(t) - B(t_k)) \right|^p \right] \end{aligned}$$

The first term on the right hand side can be bounded by $C(p, T, L_f, L_g, a, x_0)\Delta t^p$ if $b = \infty$ and by $C(p, L_f, a, b)\Delta t^p$ if $|b| < \infty$ by linear growth of f on D in (3) and the moment bounds on $\xi_{N,\Delta t}^{ABEM}$

in Proposition 24. For the second term, we first use Cauchy-Schwarz inequality to separate the term involving g and the term involving $B(t) - B(t_k)$ as such:

$$\mathbb{E} \left[\sup_{k=0, \dots, M-1} \sup_{t \in [t_k, t_{k+1})} |g(\xi_{N, \Delta t}^{ABEM}(t_{k-1}))(B(t) - B(t_k))|^p \right] \leq \left(\mathbb{E} \left[\sup_{k=0, \dots, M-1} \sup_{t \in [t_k, t_{k+1})} |g(\xi_{N, \Delta t}^{ABEM}(t_{k-1}))|^{2p} \right] \right)^{1/2} \\ \times \left(\mathbb{E} \left[\sup_{k=0, \dots, M-1} \sup_{t \in [t_k, t_{k+1})} |(B(t) - B(t_k))|^{2p} \right] \right)^{1/2}$$

of which the first term can be bounded by $C(p, T, L_f, L_g, a, x_0)\Delta t^p$ if $b = \infty$ and by $C(p, L_g, a, b)\Delta t^p$ if $|b| < \infty$ by linear growth of g on D in (4) and the moment bounds on $\xi_{N, \Delta t}^{ABEM}$ in Proposition 24. The second term can be bounded by

$$(33) \quad \left(\mathbb{E} \left[\sup_{k=0, \dots, M-1} \sup_{t \in [t_k, t_{k+1})} |(B(t) - B(t_k))|^{2p} \right] \right)^{1/2} \leq C(p, T)\Delta t^{p/2-\epsilon},$$

for every $\epsilon > 0$ (see, for example, Lemma 3 in [40]). Note that the bound in (33) can be improved (in the limit) here by using, for example, Lemma 4.4 in [33] ($p = 2$) or Lemma A.4 in [39]. Thus, we have the estimate

$$(34) \quad \mathbb{E} \left[\sup_{t \in [0, r]} \left| \xi_{N, \Delta t}^{ABEM}(t_k) - \tilde{\xi}_{N, \Delta t}^{ABEM}(t) \right|^p \right] \leq C(p, T, L_f, L_g, a, b, x_0)\Delta t^{p/2-\epsilon},$$

where the constant is independent of b and x_0 if $|b| < \infty$, for the first term on the right hand side of equation (32).

We now consider the second term of the right hand side of equation (32). We first, again, use the Lipschitz estimate for the Skorokhod map Γ_N in Lemma 7

$$\mathbb{E} \left[\sup_{t \in [0, r]} \left| \tilde{\xi}_{N, \Delta t}^{ABEM}(t) - \xi_N(t) \right|^p \right] = \mathbb{E} \left[\sup_{t \in [0, r]} \left| \Gamma_N(\tilde{w}_{N, \Delta t}^{ABEM}(t)) - \Gamma_N(w_N(t)) \right|^p \right] \\ \leq C(p)\mathbb{E} \left[\sup_{t \in [0, r]} |\tilde{w}_{N, \Delta t}(t) - w_N(t)|^p \right].$$

Recall that

$$\tilde{w}_{N, \Delta t}^{ABEM}(t) = x_0 + \int_0^t f(\xi_{N, \Delta t}^{ABEM}(s)) ds + \int_0^t g(\xi_{N, \Delta t}^{ABEM}(s)) dB(s) \\ w_N(t) = x_0 + \int_0^t f_N(\xi_N(s)) ds + \int_0^t g_N(\xi_N(s)) dB(s)$$

where f_N and g_N are the modified drift and diffusion coefficient functions introduced in Section 4. Therefore

$$\mathbb{E} \left[\sup_{t \in [0, r]} |\tilde{w}_{N, \Delta t}^{ABEM}(t) - w_N(t)|^p \right] \leq C(p)\mathbb{E} \left[\sup_{t \in [0, r]} \left| \int_0^t f(\xi_{N, \Delta t}^{ABEM}(s)) - f_N(\xi_N(s)) ds \right|^p \right] \\ + C(p)\mathbb{E} \left[\sup_{t \in [0, r]} \left| \int_0^t g(\xi_{N, \Delta t}^{ABEM}(s)) - g_N(\xi_N(s)) dB(s) \right|^p \right] \\ \leq C(p, T, L_f, L_g, a, b) \int_0^t \mathbb{E} \left[\sup_{t \in [0, s]} |\xi_{N, \Delta t}^{ABEM}(t) - \xi_N(t)|^p \right] ds \\ + C(p, T, L_f, L_g, a, b)N^{-p} \left(1 + \mathbb{E} \left[\sup_{t \in [0, T]} |\xi_{N, \Delta t}^{ABEM}(t)|^p \right] \right),$$

where the constants are independent of a and b if $b = \infty$, where we also used Lemma 15 and Lemma 17 (and proceeding remarks). Inserting this and the estimate (34) into the splitting of the error in (32), we obtain

$$\begin{aligned} \mathbb{E} \left[\sup_{t \in [0, r]} |\xi_{N, \Delta t}^{ABEM}(t) - \xi_N(t)|^p \right] &\leq C(p, T, L_f, L_g, a, b, x_0) \left(N^{-p} + \Delta t^{p/2-\epsilon} \right) \\ &\quad + C(p, T, L_f, L_g, a, b) \int_0^t \mathbb{E} \left[\sup_{s \in [0, s]} |\xi_{N, \Delta t}^{ABEM}(s) - \xi_N(s)|^p \right] ds \end{aligned}$$

and by applying Grönwall's inequality we deduce that

$$\mathbb{E} \left[\sup_{t \in [0, T]} |\xi_{N, \Delta t}^{ABEM}(t) - \xi_N(t)|^p \right] \leq C(p, T, L_f, L_g, a, b, x_0) (N^{-p} + \Delta t^{p/2-\epsilon}),$$

where the constant is independent of b and x_0 if $b = \infty$, which is the desired estimate and this concludes the proof. \square

As in Corollary 23, we couple $N \in \mathbb{N}$ and $\Delta t > 0$ and obtain almost sure pathwise convergence with rate $1/2 - \epsilon$ for every $\epsilon > 0$. We verified in the proof of Theorem 25 that $\xi_{N, \Delta t}^{ABEM}$ satisfy Assumption 3, hence Corollary 26 follows from Corollary 23.

Corollary 26. *Suppose Assumptions 1 and 2 are satisfied and let $N \in \mathbb{N}$ and $\Delta t = N^{-2}$. Then there exists for every $\epsilon > 0$ a random variable η_ϵ , with $\mathbb{E}[\eta_\epsilon^p] < \infty$ for every $p \geq 1$, such that*

$$\sup_{t \in [0, T]} |\xi_{N, \Delta t}^{ABEM}(t) - X(t)| \leq \eta_\epsilon \Delta t^{1/2-\epsilon}$$

almost surely. Moreover, η_ϵ is independent of $N \in \mathbb{N}$.

6. ARTIFICIAL BARRIERS EULER–PEANO

Next, we combine the method of artificial barriers developed in Section 4 with a modification of the classical Euler–Peano (EP) scheme for RSDEs applied to the RSDE with modified coefficients in (23). We refer to the resulting scheme as the Artificial Barriers Euler–Peano scheme and we abbreviate it as ABEP. We first provide the definition of the scheme and then we verify that the ABEP scheme satisfy Assumption 3 in Section 4. By Theorem 22, we can then conclude that the ABEP scheme is boundary-preserving and converges to the solution X of the considered SDE (1).

The classical EP scheme for RSDEs is known to exhibit $L^p(\Omega)$ -convergence of order $1/2$ (see, for example, [40]). The goal in this section is to show that this is also true for the ABEP scheme for the RSDE in (23) with an $L^p(\Omega)$ -error constant can be taken to be independent of N , and hence that the ABEP scheme satisfies Assumption 3.

We would like to make an important remark before proceeding to defining the ABEP scheme. There are explicit expressions for the EP and ABEP schemes (see equation (37) for the ABEP scheme). However, as the supremum and infimum in Definition 3 and Definition 5 are over infinitely many time points, the EP and ABEP schemes are not (currently) implementable. In other words, as of now, the ABEP scheme is of more theoretical than practical use. We include the ABEP scheme as it may be used to construct other implementable schemes (for example, a modified version of the Euler scheme studied in [24]).

We now provide a step-by-step construction of the ABEP scheme. We refer the reader not familiar with RSDEs to equation (37) for a representation of the ABEP scheme without any mentioning of RSDEs. Recall that the classical EM scheme for the SDE (2) is given by

$$X_{\Delta t}^{EM}(t_{k+1}) = X_{\Delta t}^{EM}(t_k) + f(X_{\Delta t}^{EM}(t_k))\Delta t + g(X_{\Delta t}^{EM}(t_k))\Delta B_k$$

and, for the purpose of defining the ABEP scheme, we extend the above to continuous time by requiring that $X_{\Delta t}^{EM}(t)$ is the continuous extension with piecewise constant coefficients: for $t \in [t_k, t_{k+1})$

$$dX_{\Delta t}^{EM}(t) = f(X_{\Delta t}^{EM}(\ell_{\Delta t}(t))) dt + g(X_{\Delta t}^{EM}(\ell_{\Delta t}(t))) dB(t)$$

with initial value $X_{\Delta t}^{EM}(0) = x_0$. We now add a lower barrier process $L_{N,\Delta t}^{ABEP}$ and an upper barrier process $U_{N,\Delta t}^{ABEP}$, in the sense of Section 3.2, to force $X_{\Delta t}^{EM}$ to stay in $\text{cl } D_N$:

$$d\xi_{N,\Delta t}^{ABEP}(t) = f(\xi_{N,\Delta t}^{ABEP}(\ell_{\Delta t}(t))) dt + g(\xi_{N,\Delta t}^{ABEP}(\ell_{\Delta t}(t))) dB(t) - dU_{L,\Delta t}^{ABEP}(t) + dL_{N,\Delta t}^{ABEP}(t)$$

or equivalently in integral form

$$(35) \quad \xi_{N,\Delta t}^{ABEP}(t) = x_0 + \int_0^t f(\xi_{N,\Delta t}^{ABEP}(\ell_{\Delta t}(s))) ds + \int_0^t g(\xi_{N,\Delta t}^{ABEP}(\ell_{\Delta t}(s))) dB(s) - U_{N,\Delta t}^{ABEP}(t) + L_{N,\Delta t}^{ABEP}(t).$$

Observe that, if $b = \infty$ then $U_{N,\Delta t}^{ABEP}$ can be removed with no change. Recall that $\ell_{\Delta t}(s) = t_k$ for $s \in [t_k, t_{k+1})$. We also introduce the process

$$(36) \quad w_{N,\Delta t}^{ABEP}(t) = x_0 + \int_0^t f(\xi_{N,\Delta t}^{ABEP}(\ell_{\Delta t}(s))) ds + \int_0^t g(\xi_{N,\Delta t}^{ABEP}(\ell_{\Delta t}(s))) dB(s)$$

to obtain an associated triple $(\xi_{N,\Delta t}^{ABEP}, w_{N,\Delta t}^{ABEP}, L_{N,\Delta t}^{ABEP} - U_{L,\Delta t}^{ABEP})$ in the sense of Section 3.2. Then, in particular, we have that $\xi_{N,\Delta t}^{ABEP} = \Gamma_N(w_{N,\Delta t}^{ABEP})$. Note that (36) on $[\ell_{\Delta t}(s), \ell_{\Delta t}(s) + \Delta t]$ is the classical EM scheme starting from the value $\xi_{N,\Delta t}^{ABEP}(\ell_{\Delta t}(s))$. Moreover, using the explicit expressions for the Skorokhod map in Definition 5, we have the following representation for $\xi_{N,\Delta t}^{ABEP}$ in the two finite boundary case ($|b| < \infty$)

$$(37) \quad \begin{aligned} \xi_{N,\Delta t}^{ABEP}(t) = & a + \frac{1}{N} + w_{N,\Delta t}^{ABEP}(t) + \sup_{s \in [0,t]} \max(0, -w_{N,\Delta t}^{ABEP}(s)) \\ & - \sup_{s \in [0,t]} \left(\min \left(\max \left(0, w_{N,\Delta t}^{ABEP}(s) + \sup_{r \in [0,s]} \max(0, -w_{N,\Delta t}^{ABEP}(r)) - \left(b - a - \frac{2}{N} \right) \right) \right) \right) \\ & \left. \inf_{u \in [s,t]} \left(w_{N,\Delta t}^{ABEP}(u) + \sup_{v \in [0,u]} \max(0, -w_{N,\Delta t}^{ABEP}(v)) \right) \right) \end{aligned}$$

The involved formula in (37) is simplified in the one-finite-boundary case ($b = \infty$), but the ABEP scheme is not implementable in this case either.

The following proposition provides moment bounds and boundary-preservation of the ABEP scheme. Since the ABEP scheme is defined in (35) as the solution to a reflected SDE, the boundary-preserving property of the ABEP scheme follows directly.

Theorem 27. *Suppose Assumptions 1 and 2 are satisfied and let $N \in \mathbb{N}$ and $\Delta t > 0$. Then the ABEP scheme satisfies moment bounds*

$$\mathbb{E} \left[\sup_{t \in [0,T]} |\xi_{N,\Delta t}^{ABEP}(t)|^p \right] \leq \begin{cases} C(p, T, L_f, L_g, a, x_0), & \text{if } b = \infty, \\ \max(|a|^p, |b|^p), & \text{if } |b| < \infty, \end{cases}$$

for every $p \geq 2$, and only takes values in $\text{cl } D_N$

$$\mathbb{P}(\xi_{N,\Delta t}^{ABEP}(t) \in \text{cl } D_N, \forall t \in [0, T]) = 1.$$

The constant $C(p, T, L_f, L_g, a, x_0)$ is independent of $N \in \mathbb{N}$ and Δt .

Proof. Let $p \geq 2$. The case of a bounded domain ($|a| + |b| < \infty$) is immediate since $|\xi_{N,\Delta t}^{ABEP}(t)| = |\Gamma_N(w_{N,\Delta t}^{ABEP})|$ is bounded by $\max(|a|, |b|)$ in this case (see Lemma 7). Suppose now that $b = \infty$. We reduce the desired moment estimates on $\xi_{N,\Delta t}^{ABEP}$ to the corresponding moment estimates for $w_{N,\Delta t}^{ABEP}$ using Lemma 7

$$\mathbb{E} \left[\sup_{t \in [0, T]} |\xi_{N,\Delta t}^{ABEP}(t)|^p \right] = \mathbb{E} \left[\sup_{t \in [0, T]} |\Gamma_N(w_{N,\Delta t}^{ABEP})(t)|^p \right] \leq C(p) \mathbb{E} \left[\sup_{t \in [0, T]} |w_{N,\Delta t}^{ABEP}(t)|^p \right].$$

We use (36) to estimate

$$\begin{aligned} & \sup_{t \in [0, r]} |w_{N,\Delta t}^{ABEP}(t)|^p \\ & \leq C(p) \left(|x_0|^p + \sup_{t \in [0, r]} \left| \int_0^t f(\Gamma_N(w_{N,\Delta t}^{ABEP})(\ell_{\Delta t}(s))) \, ds \right|^p + \sup_{t \in [0, r]} \left| \int_0^t g(\Gamma_N(w_{N,\Delta t}^{ABEP})(\ell_{\Delta t}(s))) \, dB(s) \right|^p \right) \\ & \leq C(p) (|x_0|^p + J_1 + J_2). \end{aligned}$$

For J_1 , we use Jensen's inequality for integrals and the linear growth of f on D (see Assumption 1) and of Γ_N (see Lemma 7) to obtain

$$J_1 \leq C(p, T, L_f, a) \int_0^r \sup_{t \in [0, s]} |w_{N,\Delta t}^{ABEP}(t)|^p \, ds$$

and for J_2 we use the BDG inequality, Jensen's inequality for integrations and linear growth of g on D (see Assumption 1) and of Γ_N (see (15)) to estimate

$$\mathbb{E} [J_2] \leq C(p, T, L_g, a) \int_0^r \mathbb{E} \left[\sup_{t \in [0, s]} |w_{N,\Delta t}^{ABEP}(t)|^p \right] \, ds.$$

Thus, in total

$$\mathbb{E} \left[\sup_{t \in [0, r]} |w_{N,\Delta t}^{ABEP}(t)|^p \right] \leq C(p, T, L_f, L_g, a) \left(|x_0|^p + \int_0^r \mathbb{E} \left[\sup_{t \in [0, s]} |w_{N,\Delta t}^{ABEP}(t)|^p \right] \, ds \right)$$

and Grönwall's lemma gives the desired estimate

$$\mathbb{E} \left[\sup_{t \in [0, T]} |w_{N,\Delta t}^{ABEP}(t)|^p \right] \leq C(p, T, L_f, L_g, a, x_0).$$

□

We now state and prove the convergence theorem of this section; namely, the $L^p(\Omega)$ -convergence, for every $p \geq 2$, of $\xi_{N,\Delta t}^{ABEP}$ to the solution X of the considered SDE (1). As for Theorem 25, the proof of Theorem 28 verifies that Assumption 3 is fulfilled and the result then follows from Theorem 22. Note that convergence of the Euler–Peano scheme is known (see, for example, [40]), we include it since the coefficient functions of the RSDE for ξ_N are not the same as in the definition of the modified Euler–Peano scheme $\xi_{N,\Delta t}^{ABEP}$.

Theorem 28. *Suppose Assumptions 1 and 2 are satisfied and let $N \in \mathbb{N}$ and $\Delta t > 0$. Then*

$$\mathbb{E} \left[\sup_{t \in [0, T]} |\xi_{N,\Delta t}^{ABEP}(t) - X(t)|^p \right] \leq C(p, T, L_f, L_g, a, b, x_0) \left(N^{-p} + \Delta t^{p/2} \right),$$

for every $p \geq 2$, where the constant $C(p, T, L_f, L_g, a, b, x_0)$ is independent of $N \in \mathbb{N}$ and Δt . If $b = \infty$, then the constant is independent of b .

Proof. In view of Theorem 22 and Theorem 27, it remains to prove that

$$(38) \quad \mathbb{E} \left[\sup_{t \in [0, T]} |\xi_{N, \Delta t}^{ABEP}(t) - \xi_N(t)|^p \right] \leq C(p, T, L_f, L_g) \left(N^{-p} + \Delta t^{p/2} \right),$$

for some constant independent of $N \in \mathbb{N}$ and independent of $\Delta t > 0$.

We first reduce the estimate to the corresponding estimate for $w_{N, \Delta t}^{ABEP}(t) - w_N(t)$

$$\begin{aligned} \mathbb{E} \left[\sup_{t \in [0, T]} |\xi_{N, \Delta t}^{ABEP}(t) - \xi_N(t)|^p \right] &= \mathbb{E} \left[\sup_{t \in [0, T]} |\Gamma_N(w_{N, \Delta t}^{ABEP})(t) - \Gamma_N(w_N)(t)|^p \right] \\ &\leq C(p) \mathbb{E} \left[\sup_{t \in [0, T]} |w_{N, \Delta t}^{ABEP}(t) - w_N(t)|^p \right], \end{aligned}$$

using the Lipschitz property of Γ_N in (14), and we prove that the right hand side can be bounded by the right hand side in equation (38) using a Grönwall argument.

By definition of $w_{N, \Delta t}^{ABEP}$ (see (36)) and w_N (see (24)), we can estimate

$$(39) \quad \begin{aligned} &\sup_{t \in [0, r]} |w_{N, \Delta t}^{ABEP}(t) - w_N(t)|^p \leq \\ &C(p) \sup_{t \in [0, r]} \left| \int_0^t f(\Gamma_N(w_{N, \Delta t}^{ABEP})(\ell_{\Delta t}(s))) - f_N(\Gamma_N(w_N)(s)) \, ds \right|^p \\ &+ C(p) \sup_{t \in [0, r]} \left| \int_0^t g(\Gamma_N(w_{N, \Delta t}^{ABEP})(\ell_{\Delta t}(s))) - g_N(\Gamma_N(w_N)(s)) \, dB(s) \right|^p \\ &= C(p)(J_1 + J_2). \end{aligned}$$

$\mathbb{E}[J_1]$ and $\mathbb{E}[J_2]$ are estimated in the same way, the difference is that we use Lemma 15 for $\mathbb{E}[J_1]$ and we use Lemma 17 for $\mathbb{E}[J_2]$. We provide the argument for $\mathbb{E}[J_2]$, as the term involving the noise is (usually) the difficult part. Using (remarks to) Lemma 17, the Lipschitz estimate for Γ_N in (14) and moment bounds for $\xi_{N, \Delta t}^{ABEP} = \Gamma_N(w_{N, \Delta t}^{ABEP})$ in Theorem 27, we can estimate

$$\begin{aligned} \mathbb{E}[J_2] &\leq C(p, T, L_g, a, b) \int_0^r \mathbb{E} [|\Gamma_N(w_{N, \Delta t}^{ABEP})(\ell_{\Delta t}(s)) - \Gamma_N(w_N)(s)|^p] \, ds \\ &+ C(p, T, L_g, a, b) N^{-2} \left(1 + \mathbb{E} \left[\sup_{t \in [0, T]} |\Gamma_N(w_{N, \Delta t}^{ABEP})(t)|^p \right] \right) \\ &\leq C(p, T, L_f, L_g, a, b, x_0) \int_0^r \mathbb{E} \left[\sup_{t \in [0, s]} |\Gamma_N(w_{N, \Delta t}^{ABEP})(t) - \Gamma_N(w_N)(t)|^p \right] \, ds \\ &+ C(p, T, L_f, L_g, a, b, x_0) \left(\int_0^r \mathbb{E} [|\Gamma_N(w_N)(\ell_{\Delta t}(s)) - \Gamma_N(w_N)(s)|^p] \, ds + N^{-p} \right) \\ &\leq C(p, T, L_f, L_g, a, b, x_0) \left(\int_0^r \mathbb{E} \left[\sup_{t \in [0, s]} |w_{N, \Delta t}^{ABEP}(t) - w_N(t)|^p \right] \, ds + N^{-p} + \Delta t^{p/2} \right), \end{aligned}$$

where the constants are independent of b if $b = \infty$ and where we also used the time regularity in (26) to bound

$$\mathbb{E} [|\xi_N(\ell_{\Delta t}(s)) - \xi_N(s)|^p] \leq C(p, L_f, L_g, a, b, x_0) \Delta t^{p/2}.$$

Similar argument gives the same bound for $\mathbb{E}[J_1]$

$$\mathbb{E}[J_1] \leq C(p, T, L_f, L_g, a, b, x_0) \left(\int_0^r \mathbb{E} \left[\sup_{t \in [0, s]} |w_{N, \Delta t}^{ABEP}(t) - w_N(t)|^p \right] \, ds + N^{-p} + \Delta t^{p/2} \right),$$

where the constant is independent of b if $b = \infty$. Therefore, applying \mathbb{E} to equation (39) and using the bounds for $\mathbb{E}[J_1]$ and $\mathbb{E}[J_2]$, we obtain

$$\begin{aligned} & \mathbb{E} \left[\sup_{t \in [0, r]} |w_{N, \Delta t}^{ABEP}(t) - w_N(t)|^p \right] \\ & \leq C(p, T, L_f, L_g, a, b, x_0) \left(\int_0^r \mathbb{E} \left[\sup_{t \in [0, s]} |w_{N, \Delta t}^{ABEP}(t) - w_N(t)|^p \right] ds + N^{-p} + \Delta t^{p/2} \right) \end{aligned}$$

and applying Grönwall's inequality we conclude that

$$\mathbb{E} \left[\sup_{t \in [0, T]} |w_{N, \Delta t}^{ABEP}(t) - w_N(t)|^p \right] \leq C(p, T, L_f, L_g, a, b, x_0) \left(N^{-p} + \Delta t^{p/2} \right),$$

where the constants are independent of b if $b = \infty$. This finishes the proof. \square

From Theorem 28, we also obtain almost sure pathwise convergence in Corollary 29.

Corollary 29. *Suppose Assumptions 1 and 2 are satisfied and let $N \in \mathbb{N}$ and $\Delta t = N^{-2}$. Then there exists for every $\epsilon > 0$ a random variable η_ϵ , with $\mathbb{E}[\eta_\epsilon^p] < \infty$ for every $p \geq 1$, such that*

$$\sup_{t \in [0, T]} |\xi_{N, \Delta t}^{ABEP}(t) - X(t)| \leq \eta_\epsilon \Delta t^{1/2 - \epsilon}$$

almost surely. Moreover, η_ϵ is independent of $N \in \mathbb{N}$.

7. NUMERICAL EXPERIMENTS

We present numerical experiments to numerically confirm the theoretical results obtained in Theorem 25. Recall from Section 4 that $M \in \mathbb{N}$ denotes the number of subintervals $[t_m, t_{m+1}]$ each of size $\Delta t = T/M$. In this section we strive to verify that the ABEM scheme achieves $L^p(\Omega)$ -convergence rate of $1/2-$ as stated in Theorem 25, and to this end we couple N and Δt as $N = \Delta t^{-d}$ for some $d > 0$. Let $\Delta B_m = B(t_{m+1}) - B(t_m)$ denote the Brownian motion increment over the interval $[t_m, t_{m+1}]$.

We provide numerical experiments that illustrate boundary-preservation and $L^2(\Omega)$ -convergence of order $1/2-$ of the ABEM scheme as proved in Section 5. Boundary-preservation of the proposed ABEM scheme, denote by ξ^{ABEM} below, is compared with the following schemes that lack boundary-preservation (see the following sections):

- the Euler–Maruyama scheme (denoted EM below), see for instance [22]

$$X_{m+1}^{\text{EM}} = X_m^{\text{EM}} + f(X_m^{\text{EM}})\Delta t + g(X_m^{\text{EM}})\Delta B_m,$$

- the semi-implicit Euler–Maruyama scheme (denoted SEM below), see for instance [22]

$$X_{m+1}^{\text{SEM}} = X_m^{\text{SEM}} + f(X_{m+1}^{\text{SEM}})\Delta t + g(X_m^{\text{SEM}})\Delta B_m,$$

- the tamed Euler scheme (denoted TE below), see for instance [15, 35]

$$X_{m+1}^{\text{TE}} = X_m^{\text{TE}} + f^M(X_m^{\text{TE}})\Delta t + g^M(X_m^{\text{TE}})\Delta B_m,$$

where

$$f^M(x) = \frac{f(x)}{1 + M^{-1/2}|f(x)| + M^{-1/2}|g(x)|^2}$$

$$g^M(x) = \frac{g(x)}{1 + M^{-1/2}|f(x)| + M^{-1/2}|g(x)|^2}.$$

We present boundary-preservation and lack thereof in tables displaying the number of sample paths out of 100 that only contained values in the domain D and we present in loglog plots the $L^2(\Omega)$ -errors given by

$$(40) \quad \left(\mathbb{E} \left[\sup_{m=1, \dots, M} |\xi_m^{ABEM} - X_m^{ref}|^2 \right] \right)^{1/2}$$

where the reference solution X^{ref} is computed using the ABEM scheme with $\Delta t^{ref} = 10^{-7}$ (except for the SDE for geometric Brownian motion in 7.1 where we use the explicit solution as reference). We approximate the expected value in (40) using 300 Monte Carlo samples. Numerical experiments have verified that 300 Monte Carlo samples is sufficient for the Monte Carlo error to be small enough to observe the order of $L^2(\Omega)$ -convergence when approximating the expected value in (40).

7.1. Geometric Brownian motion. We first provide numerical experiments for the SDE for geometric Brownian motion given by

$$(41) \quad dX(t) = -X(t) dt + \lambda X(t) dB(t), \quad t \in (0, T]$$

with initial value $X(0) = x_0 \in (0, \infty)$; that is, $f(x) = -x$ and $g(x) = \lambda x$ are linear in the considered SDE in equation (1). We introduce a parameter $\lambda > 0$ to better illustrate that the EM, SEM and TE schemes do not preserve the boundaries of the SDE (41). In this case $D = (0, \infty)$ and the SDE in (41) is an example of a one-finite-boundary case. The solution $X(t)$ of (41) is called geometric Brownian motion and is given by

$$(42) \quad X(t) = x_0 \exp \left(- \left(1 + \frac{\lambda^2}{2} \right) t + \lambda B(t) \right), \quad t \in [0, T].$$

We use (42) as the reference solution for these numerical experiments. Geometric Brownian motion is one of the fundamental stochastic processes used in financial mathematics to model stock price fluctuations (for example within the famous Black-Scholes framework [3, 28]).

We first provide in Figure 1 sample paths of the EM, SEM, TE and ABEM schemes that illustrate that the EM, SEM and TE schemes are not boundary-preserving. All sample paths in Figure 1 use the same Brownian motion sample path for the computations. Note that the sample paths of EM, SEM and TE schemes almost coincide in Figure 1.

Next, we provide in Table 1, for some choices of $\lambda > 0$, proportions out of 100 samples of the EM, SEM, TE and ABEM schemes that only contain values in the domain $D = (0, \infty)$ of the SDE in (41). Table 1 confirms that the ABEM scheme is boundary-preserving and shows that the EM, SEM and TE schemes are not. As expected, the number of sample paths of the EM, SEM and TE schemes that only contain values in the domain $(0, \infty)$ decreases as $\lambda > 0$ increases. We used the parameters $T = 1$, $x_0 = 0.1$, $d = 1/2$ and $\Delta t = 10^{-2}$ in Table 1.

λ	EM	SEM	TEM	ABEM
2.5	100/100	100/100	100/100	100/100
3	99/100	99/100	99/100	100/100
3.5	88/100	89/100	88/100	100/100

TABLE 1. Proportion of samples containing only values in $D = (0, \infty)$ out of 100 simulated sample paths for the Euler–Maruyama scheme (EM), the semi-implicit Euler–Maruyama scheme (SEM), the tamed Euler scheme (TE), and Artificial Barriers EM scheme (ABEM) for the SDE for geometric Brownian motion in (41) for different choices of $\lambda > 0$ and parameters $T = 1$, $x_0 = 0.1$, $d = 1/2$ and $\Delta t = 10^{-2}$.

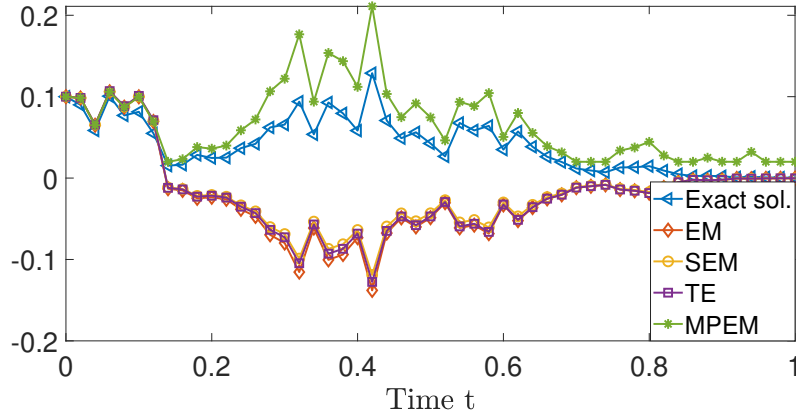


FIGURE 1. Path comparison of the Euler–Maruyama scheme (EM), the semi-implicit Euler–Maruyama scheme (SEM), the tamed Euler scheme (TE), and Artificial Barriers Euler–Maruyama scheme (ABEM) applied to the SDE for geometric Brownian motion in (41) with parameters $\lambda = 3$, $T = 1$, $x_0 = 0.1$, $d = 1$ and $\Delta t = 0.02$.

Finally, we provide $L^2(\Omega)$ -error of the ABEM scheme in Figure 2 and the numerical rate of $1/2$ confirms the theoretical rate obtained in Theorem 25. We used the parameters $T = 1$, $x_0 = 0.1$, $d = 1/2$ and the same values of $\lambda > 0$ as in Table 1 in Figure 2.

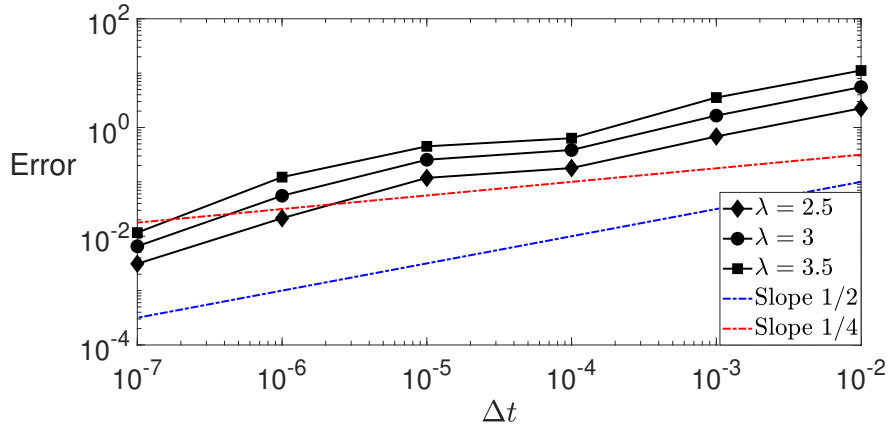


FIGURE 2. $L^2(\Omega)$ -errors on the interval $[0, 1]$ of the Artificial Barriers Euler–Maruyama scheme (ABEM) for the SDE for geometric Brownian motion in (41) for different choices of $\lambda > 0$ and reference lines with slopes $1/2$ and $1/4$. Parameters: $T = 1$, $x_0 = 0.1$, $d = 1/2$ and 300 Monte Carlo samples to approximate (40).

7.2. Allen–Cahn type SDE. Next we provide numerical experiments for the Allen–Cahn type SDE given by

$$(43) \quad dX(t) = (X(t) - X(t)^3) dt + \lambda(1 - X(t)^2) dB(t)$$

with initial value $X(0) = x_0 \in (-1, 1)$; that is, $f(x) = x - x^3$ is cubic and $g(x) = \lambda(1 - x^2)$ is quadratic in the considered SDE in equation (1). For the same reason as in the example of geometric Brownian motion (gBm) in 7.1, we use a parameter $\lambda > 0$ in (43). In this case $D = (-1, 1)$ and the Allen–Cahn type SDE in (43) represents an instance of a two-finite-boundaries case. The considered Allen–Cahn type SDE is motivated, for example, by a spatial finite difference space discretisation of a stochastic Allen–Cahn PDE [2, 6, 12, 27]. In contrast to the gBm case in 7.1, there is no closed form solution to (43).

In Figure 3, we provide sample paths for the EM, SEM, TE and ABEM schemes applied to the SDE (43) that illustrate that the former three are not boundary-preserving while the ABEM scheme is boundary-preserving. We used the same Brownian motion sample path for all four schemes in Figure 3. The sample paths of the EM, SEM and TE schemes almost coincide in Figure 3.

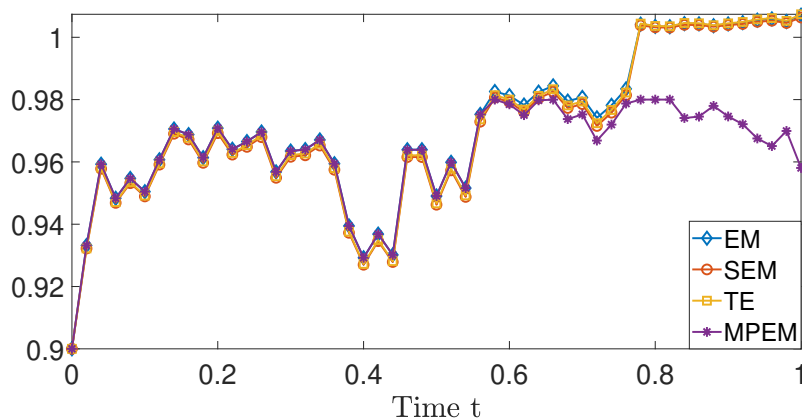


FIGURE 3. Path comparison of the Euler–Maruyama scheme (EM), the semi-implicit Euler–Maruyama scheme (SEM), the tamed Euler scheme (TE), and Artificial Barriers Euler–Maruyama scheme (ABEM) applied to the Allen–Cahn type SDE in (43) with parameters $\lambda = 1$, $T = 1$, $x_0 = 0.9$, $d = 1$ and $\Delta t = 0.02$.

As in subsection 7.1, we present in Table 2 the proportions out of 100 samples of the EM, SEM, TE and ABEM schemes that preserved the domain $D = (-1, 1)$ of the SDE in (43). The outcome of the experiment in Table 2 confirms that the ABEM scheme is boundary-preserving and that the EM, SEM and TE schemes are not. We used the parameters $T = 1$, x_0 uniformly distributed on $(-1, 1)$, $d = 1/2$ and $\Delta t = 10^{-2}$ in Table 2.

Lastly, we present in Figure 4 the $L^2(\Omega)$ -errors of the ABEM scheme and the estimated rate of $1/2$ confirms the theoretical rate in Theorem 25. In Figure 3, we used $T = 1$, $x_0 = 0$, $d = 1/2$, and the same values of $\lambda > 0$ as in Table 2 above.

7.3. Hat function SDE. Lastly, we provide numerical experiments for the hat function SDE given by

$$(44) \quad dX(t) = -H(X(t)) dt + \lambda H(X(t)) dB(t)$$

λ	EM	SEM	TEM	ABEM
1	100/100	100/100	100/100	100/100
1.5	99/100	99/100	99/100	100/100
2	59/100	62/100	65/100	100/100

TABLE 2. Proportion of samples containing only values in $D = (-1, 1)$ out of 100 simulated sample paths for the Euler–Maruyama scheme (EM), the semi-implicit Euler–Maruyama scheme (SEM), the tamed Euler scheme (TE), and Artificial Barriers Euler–Maruyama scheme (ABEM) for the Allen–Cahn type SDE in (43) for different choices of $\lambda > 0$ and parameters $T = 1$, x_0 uniformly distributed on $(-1, 1)$ for each sample, $d = 1/2$ and $\Delta t = 10^{-2}$.

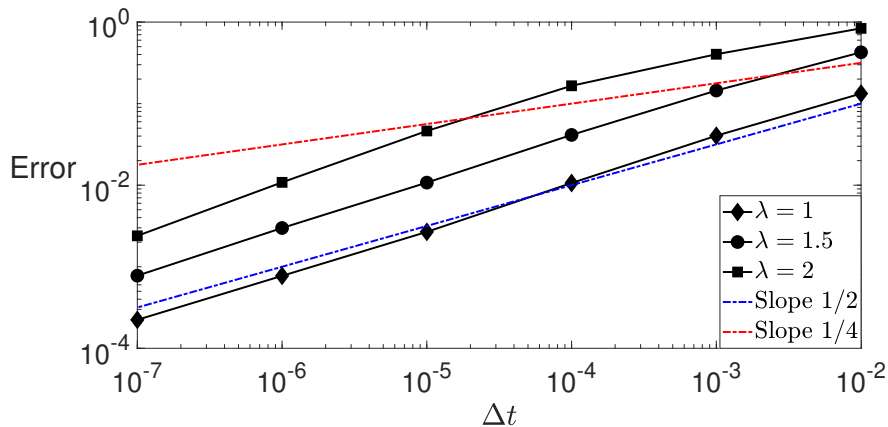


FIGURE 4. $L^2(\Omega)$ -errors on the interval $[0, 1]$ of the Artificial Barriers Euler–Maruyama scheme (ABEM) for the Allen–Cahn type SDE in (43) for different choices of $\lambda > 0$ and reference lines with slopes 1/2 and 1/4. Parameters: $T = 1$, $x_0 = 0$, $d = 1/2$ and 300 Monte Carlo samples to approximate (40).

with initial value $X(0) = x_0 \in (0, 1)$ and where $H : \mathbb{R} \rightarrow \mathbb{R}$ is the following hat function

$$H(x) = \begin{cases} x, & x \in [0, 1/2], \\ 1 - x, & x \in [1/2, 1], \\ 0, & \text{else.} \end{cases}$$

That is, f and g are piecewise linear and non-differentiable at $x = 1/2$ in the considered SDE in equation (1). As in 7.1 and in 7.2, we introduce a parameter $\lambda > 0$. In this case $D = (0, 1)$ and the hat function SDE in (44) is an example of a two-finite-boundaries case. We consider (44) as it is a case with non-differentiable coefficients functions where the Lamperti-transform cannot be applied. No closed form solution to (44) exists.

First, we present sample paths in Figure 5 that illustrate that the EM, SEM and TE schemes are not boundary-preserving while the ABEM scheme is boundary-preserving. All sample paths in Figure 5 were computed using the same Brownian motion sample path. Note that, as f and g vanish outside the domain $D = (0, 1)$, the EM, SEM and TE schemes stay constant after leaving the domain

$D = (0, 1)$. As was also the case in 7.1 and in 7.2, the sample paths for the EM, SEM and TE schemes almost coincide in Figure 5.

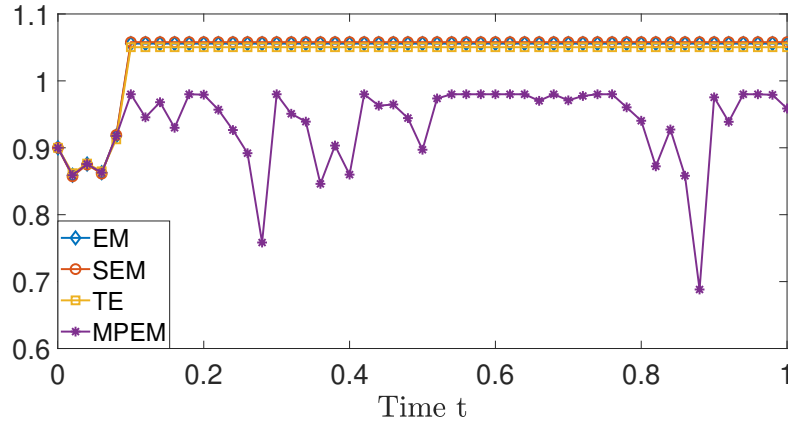


FIGURE 5. Path comparison of the EM, SEM, TE and ABEM schemes applied to the hat function SDE in (44) with parameters $\lambda = 3$, $T = 1$, $x_0 = 0.9$, $d = 1$ and $\Delta t = 0.02$.

Next, we consider numerical boundary-preservation of the EM, SEM, TE and ABEM schemes for the SDE (44). We provide in Table 3 the proportions out of 100 generated samples that only contained values in $D = (0, 1)$ of the EM, SEM, TE and ABEM schemes. Table 3 confirms that the ABEM scheme is boundary-preserving while the EM, SEM and TE schemes are not.

λ	EM	SEM	TEM	ABEM
1	100/100	100/100	100/100	100/100
1.3	99/100	99/100	99/100	100/100
1.6	91/100	93/100	94/100	100/100

TABLE 3. Proportion of samples containing only values in $D = (0, 1)$ out of 100 simulated sample paths for the Euler–Maruyama scheme (EM), the semi-implicit Euler–Maruyama scheme (SEM), the tamed Euler scheme (TE), and Artificial Barriers Euler–Maruyama scheme (ABEM) for the hat function SDE in (44) for different choices of $\lambda > 0$, $T = 1$, with x_0 uniformly distributed on $(0, 1)$ for each sample, $d = 1/2$ and $\Delta t = 10^{-2}$.

Finally, we provide $L^2(\Omega)$ -errors of the ABEM scheme applied to the SDE (44) in Figure 6. The estimated rate of $1/2$ in Figure 6 confirms the theoretical rate obtained in Theorem 25. We used the parameters $T = 1$, $x_0 = 1/2$, $d = 1/2$ and the same values of $\lambda > 0$ as in Table 3 in Figure 6.

ACKNOWLEDGEMENTS

The author would like to thank Akash Sharma for reading and discussing the first version of the paper. The author would also like to thank David Cohen, Erik Jansson and Ioanna Motschan-Armen for their helpful comments to improve the presentation of the work. This work is partially supported by the Swedish Research Council (VR) (project nr. 2018 – 04443). The computations were enabled by resources provided by Chalmers e-Commons at Chalmers.

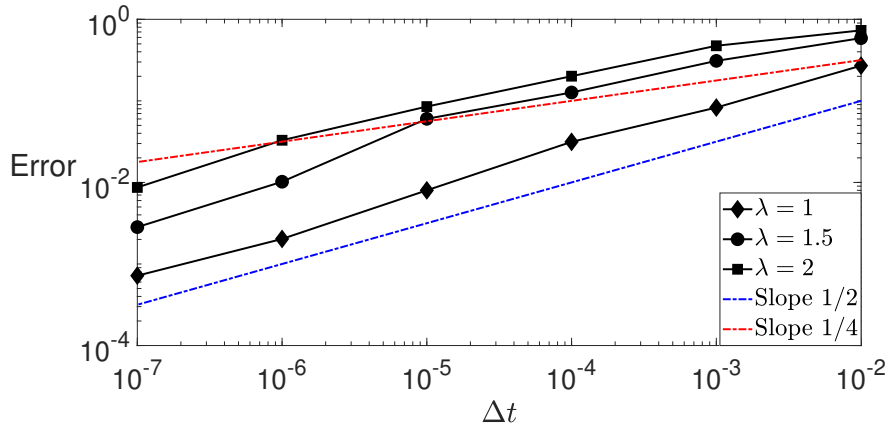


FIGURE 6. $L^2(\Omega)$ -errors on the interval $[0, 1]$ of the Artificial Barriers Euler–Maruyama scheme (ABEM) for the hat function SDE in (44) for different choices of $\lambda > 0$ and reference lines with slopes $1/2$ and $1/4$. Parameters: $T = 1$, $x_0 = 1/2$, $d = 1/2$ and 300 Monte Carlo samples to approximate (40).

REFERENCES

- [1] A. Alfonsi. Strong order one convergence of a drift implicit Euler scheme: application to the CIR process. *Statist. Probab. Lett.*, 83(2):602–607, 2013.
- [2] S. M. Allen and J. W. Cahn. A microscopic theory for antiphase boundary motion and its application to antiphase domain coarsening. *Acta Metallurgica*, 27(6):1085–1095, 1979.
- [3] F. Black and M. Scholes. The pricing of options and corporate liabilities. *J. Polit. Econ.*, 81(3):637–654, 1973.
- [4] C.-E. Bréhier, D. Cohen, and J. Ulander. Analysis of a positivity-preserving splitting scheme for some semilinear stochastic heat equations. *ESAIM Math. Model. Numer. Anal.*, 58(4):1317–1346, 2024.
- [5] C.-E. Bréhier, D. Cohen, and J. Ulander. Positivity-preserving schemes for some nonlinear stochastic PDEs. In *Sixteenth International Conference Zaragoza-Pau on Mathematics and its Applications*, volume 43 of *Monogr. Mat. García Galdeano*, pages 31–40. Prensas Univ. Zaragoza, Zaragoza, 2024.
- [6] C.-E. Bréhier and L. Goudenège. Analysis of some splitting schemes for the stochastic Allen-Cahn equation. *Discrete Contin. Dyn. Syst. Ser. B*, 24(8):4169–4190, 2019.
- [7] L. Chen, S. Gan, and X. Wang. First order strong convergence of an explicit scheme for the stochastic SIS epidemic model. *J. Comput. Appl. Math.*, 392:Paper No. 113482, 16, 2021.
- [8] R. Chitashvili and N. Lazrieva. Strong solutions of stochastic differential equations with boundary conditions. *Stochastics*, 5(4):255–309, 1981.
- [9] D. Ding and Y. Y. Zhang. A splitting-step algorithm for reflected stochastic differential equations in \mathbb{R}_+^1 . *Comput. Math. Appl.*, 55(11):2413–2425, 2008.
- [10] P. Dupuis and H. Ishii. On Lipschitz continuity of the solution mapping to the Skorokhod problem, with applications. *Stochastics Stochastics Rep.*, 35(1):31–62, 1991.
- [11] A. Gray, D. Greenhalgh, L. Hu, X. Mao, and J. Pan. A stochastic differential equation SIS epidemic model. *SIAM Journal on Applied Mathematics*, 71(3):876–902, 2011.
- [12] I. Gyöngy. Lattice approximations for stochastic quasi-linear parabolic partial differential equations driven by space-time white noise. I. *Potential Anal.*, 9(1):1–25, 1998.
- [13] N. Halidias. Constructing positivity preserving numerical schemes for the two-factor CIR model. *Monte Carlo Methods Appl.*, 21(4):313–323, 2015.
- [14] N. Halidias. Construction of positivity preserving numerical schemes for some multidimensional stochastic differential equations. *Discrete Contin. Dyn. Syst. Ser. B*, 20(1):153–160, 2015.

- [15] M. Hutzenthaler, A. Jentzen, and P. E. Kloeden. Strong convergence of an explicit numerical method for SDEs with nonglobally Lipschitz continuous coefficients. *Ann. Appl. Probab.*, 22(4):1611–1641, 2012.
- [16] S. Karlin and H. E. Taylor. *A second course in stochastic processes*. Academic Press, 1981.
- [17] C. Kelly and G. J. Lord. An adaptive splitting method for the Cox-Ingersoll-Ross process. *Appl. Numer. Math.*, 186:252–273, 2023.
- [18] W. Kermack and A. McKendrick. Contributions to the mathematical theory of epidemics—i. *Bulletin of Mathematical Biology*, 53(1):33–55, 1991.
- [19] Y. Kiouvrekis and I. S. Stamatiou. Domain preserving and strongly converging explicit scheme for the stochastic SIS epidemic model. *Preprint, arXiv:2307.14404*, 2023.
- [20] F. C. Klebaner. *Introduction to Stochastic Calculus with Applications*. Imperial Collage Press, 3rd edition, 2012.
- [21] P. E. Kloeden and A. Neuenkirch. The pathwise convergence of approximation schemes for stochastic differential equations. *LMS J. Comput. Math.*, 10:235–253, 2007.
- [22] P. E. Kloeden and E. Platen. *Numerical solution of stochastic differential equations*, volume 23 of *Applications of Mathematics (New York)*. Springer-Verlag, Berlin, 1992.
- [23] L. Kruk, J. Lehoczyk, K. Ramanan, and S. Shreve. An explicit formula for the Skorokhod map on $[0, a]$. *Ann. Probab.*, 35(5):1740–1768, 2007.
- [24] D. Lépingle. Euler scheme for reflected stochastic differential equations. volume 38, pages 119–126. 1995. *Probabilités numériques (Paris, 1992)*.
- [25] Y. Liu. *Numerical approaches to stochastic differential equations with boundary conditions*. ProQuest LLC, Ann Arbor, MI, 1993. Thesis (Ph.D.)—Purdue University.
- [26] Y. Liu. Discretization of a class of reflected diffusion processes. volume 38, pages 103–108. 1995. *Probabilités numériques (Paris, 1992)*.
- [27] G. J. Lord, C. E. Powell, and T. Shardlow. *An introduction to computational stochastic PDEs*. Cambridge Texts in Applied Mathematics. Cambridge University Press, New York, 2014.
- [28] R. C. Merton. Theory of rational option pricing. *Bell J. Econom. and Management Sci.*, 4:141–183, 1973.
- [29] J. K. Møller and H. Madsen. From state dependent diffusion to constant diffusion in stochastic differential equations by the lamperti transform. Technical report, Technical University of Denmark, DTU Informatics, Building 321. IMM-Technical Report-2010-16, 2010.
- [30] E. Moro and H. Schurz. Boundary preserving semianalytic numerical algorithms for stochastic differential equations. *SIAM J. Sci. Comput.*, 29(4):1525–1549, 2007.
- [31] A. Neuenkirch and L. Szpruch. First order strong approximations of scalar SDEs defined in a domain. *Numer. Math.*, 128(1):103–136, 2014.
- [32] B. Øksendal. *Stochastic differential equations*. Universitext. Springer-Verlag, Berlin, sixth edition, 2003. An introduction with applications.
- [33] R. Pettersson. Approximations for stochastic differential equations with reflecting convex boundaries. *Stochastic Process. Appl.*, 59(2):295–308, 1995.
- [34] A. Pilipenko. *An introduction to stochastic differential equations with reflection*. 09 2014.
- [35] S. Sabanis. Euler approximations with varying coefficients: the case of superlinearly growing diffusion coefficients. *Ann. Appl. Probab.*, 26(4):2083–2105, 2016.
- [36] Y. Saisho. Stochastic differential equations for multidimensional domain with reflecting boundary. *Probab. Theory Related Fields*, 74(3):455–477, 1987.
- [37] H. Schurz. Numerical regularization for SDEs: Construction of nonnegative solutions. 1995.
- [38] A. V. Skorokhod. Stochastic equations for diffusion processes in a bounded region. In *Anatoliï V. Skorokhod—selected works*, pages 83–95. Springer, [Cham], [2016] ©2016. Reprint of [145598].
- [39] L. Słomiński. Euler’s approximations of solutions of SDEs with reflecting boundary. *Stochastic Process. Appl.*, 94(2):317–337, 2001.
- [40] L. Słomiński. On approximation of solutions of multidimensional SDE’s with reflecting boundary conditions. *Stochastic Processes and their Applications*, 50(2):197–219, 1994.
- [41] H. Tanaka. Stochastic differential equations with reflecting boundary condition in convex regions. *Hiroshima Math. J.*, 9(1):163–177, 1979.
- [42] J. Ulander. Boundary-preserving Lamperti-splitting schemes for some stochastic differential equations. *J. Comput. Dyn.*, 11(3):289–317, 2024.
- [43] H. Yang and J. Huang. First order strong convergence of positivity preserving logarithmic Euler-Maruyama method for the stochastic SIS epidemic model. *Appl. Math. Lett.*, 121:Paper No. 107451, 7, 2021.

DEPARTMENT OF MATHEMATICAL SCIENCES, CHALMERS UNIVERSITY OF TECHNOLOGY AND UNIVERSITY
OF GOTHENBURG, 41296 GOTHENBURG, SWEDEN
Email address: `johanul@chalmers.se`