

Partial Reciprocity-based Precoding Matrix Prediction in FDD Massive MIMO with Mobility

Ziao Qin, Haifan Yin, *Senior Member, IEEE*

Abstract—The timely precoding of frequency division duplex (FDD) massive multiple-input multiple-output (MIMO) systems is a substantial challenge in practice, especially in mobile environments. In order to improve the precoding performance and reduce the precoding complexity, we propose a partial reciprocity-based precoding matrix prediction scheme and further reduce its complexity by exploiting the channel gram matrix. We prove that the precoders can be predicted through a closed-form eigenvector interpolation which was based on the periodic eigenvector samples. Numerical results validate the performance improvements of our schemes over the conventional schemes from 30 km/h to 500 km/h of moving speed.

Index Terms—FDD, high mobility, precoding matrix prediction, partial reciprocity, channel gram matrix.

I. INTRODUCTION

IN a practical massive multiple-in multiple-out (MIMO) system with multiple antennas at the user equipment (UE), the downlink (DL) precoding inevitably introduces overwhelming high-dimensional singular value decomposition (SVD) operations. Considering the limited computation capability at the base station (BS), the timely precoding is highly challenging in mobile environments. This problem can be more serious in frequency division duplex (FDD) massive MIMO systems due to the asymmetry frequency bands, pilot training overhead and the limited feedback resources.

The state-of-the-art schemes usually first estimated the DL channel matrix and then compute the precoding matrix directly from it in every subframe, called “full-time SVD” precoding scheme [1], [2]. These methods were found to be challenging to timely update the precoders in practical systems with limited computation ability. In current communication systems [3], the precoding matrix was often updated in a periodic way to reduce the precoding complexity. However, the system spectral efficiency was observed to decline significantly in mobile environments. The alternative method is to leverage the precoder interpolation scheme to reduce the precoding complexity. The authors in [4] addressed the eigenvector interpolation in time frequency division (TDD) massive MIMO to reduce complexity based on the channel correlation across subcarriers. The authors in [5] introduced a flag manifold-based precoder interpolation in FDD to reduce the feedback overhead. Nevertheless, the researchers in [4], [5] did not consider the essential influence of mobility on the system.

In order to reduce the precoding complexity and achieve a timely precoding in FDD systems, we exploit the partial

reciprocity of the wideband channel matrix or the channel gram matrix and predict the precoding matrix through an exponential model consisting of several periodic channel eigenvector samples and the channel prediction results. The proposed scheme in this paper is based on the periodic SVD precoding scheme and differs from our prior full-time SVD precoding scheme in FDD [1]. Our prior work proposed an eigenvector prediction (EGVP) method to interpolate the precoding matrix in TDD mode with the closed-form channel weight interpolation and channel prediction. Unfortunately, the proposed framework in [6] can not work in FDD mode owing to the limited feedback channel state information (CSI) and the asymmetry frequency bands. To the best of our knowledge, few studies have investigated the precoding matrix prediction through an exponential model in FDD massive MIMO systems with mobility. The main contributions are

- We propose a partial reciprocity-based wideband channel matrix eigenvector prediction (EGVP-PRWCM) scheme and further reduce its complexity by another scheme called partial reciprocity-based channel gram matrix eigenvector prediction (EGVP-PRCGM) with a slight performance loss caused by the channel estimation error.
- We prove that the precoding matrix can be predicted by a closed-form eigenvector interpolation based on the partial reciprocity in FDD massive MIMO. The upper bound of the precoding matrix prediction error is derived, which is related to the UL channel estimation power loss.
- We prove that the precoding complexity of the proposed schemes is reduced compared to the traditional full-time SVD scheme. Moreover, the numerical results demonstrate that the SE of the two schemes approach that of the full-time SVD scheme in mobile scenarios with speeds ranging from 30 km/h to 500 km/h.

II. DL CHANNEL ESTIMATION

In commercial massive MIMO systems with multiple antennas at the UE side, eigen zero-forcing (EZF) is a common method used in industry to acquire the DL precoders [7]. The basic idea of EZF is to find the precoding matrix for the UEs through the SVD or eigenvalue decomposition (EVD) of the DL channel estimation results. Therefore, the DL channel estimation procedure is introduced first.

We consider a wideband FDD massive MIMO system. The BS performs periodic SVD of the CSI once every T_{svd} ms to obtain the precoding matrix with EZF. The number of uniform planar array (UPA) antennas at the BS is N_t and the number of UE antennas is N_r . All K moving UEs are randomly distributed within the cell. The superscripts u, d denote the uplink (UL) and DL parameters, respectively. The wideband system has N_f subcarriers. Δ_t denotes the length of

Z. Qin, and H. Yin are with School of Electronic Information and Communications, Huazhong University of Science and Technology 430074 Wuhan, China (e-mail: ziao_qin@hust.edu.cn, yin@hust.edu.cn.)

This work was supported by the National Natural Science Foundation of China under Grant 62071191. The corresponding author is Haifan Yin.

one subframe. The subscript r denotes the antenna at the UE. To simplify the presentation, the subscript k is omitted in the following. According to the channel model used in industry [8], the DL wideband channel with P paths is

$$\mathbf{h}_r^d(t) = \sum_{p=1}^P \beta_{r,p}^d e^{-j2\pi f_0^d \tau_{r,p}^d} e^{jw_{r,p}^d t} \mathbf{r}_{r,p}^d, \quad (1)$$

where \mathbf{r}_p^u is the angle-delay structure obtained by the Kronecker product of the delay and steering vector. $\beta_{r,p}$ is the complex amplitude. f_0^d is the center frequency and $\tau_{r,p}^d$ is the delay parameter. The angular frequency $w_{r,p}^d$ denotes the Doppler frequency shift. Many state-of-the-art DL channel estimation frameworks can be applied, such as joint spatial division multiplexing (JSDM) [9], compressed sensing [10], deep learning [11], and joint-angle-delay-Doppler (JADD) [1]. Due to its distinct performance in high mobility scenarios, we apply the JADD method in [1] to obtain the DL CSI. During the estimation, N_s angle-delay vectors are selected and the corresponding index set S_r^u is chosen by

$$S_r^u = \arg \min_{|S_r^u|} \left\{ \mathbb{E} \left\{ \left\| \tilde{\mathbf{h}}^u(t) \right\|_2^2 \right\} \geq \eta \mathbb{E} \left\{ \left\| \mathbf{h}^u(t) \right\|_2^2 \right\} \right\}. \quad (2)$$

The UL channel estimation $\tilde{\mathbf{h}}^u(t)$ is achieved by selecting N_s from $N_t N_f$ angle-delay vectors in the UL channel $\mathbf{h}^u(t)$. The threshold η denotes the UL channel estimation power loss.

Based on the partial reciprocity of the channel, the DL channel with T_d CSI delay is predicted at the BS:

$$\tilde{\mathbf{h}}_r^d(t + T_d) = \sum_{n \in S_r^d} \sum_{m=1}^M \tilde{a}_{r,m}^d(n) e^{jw_{r,m}^d(n)(t+T_d)} \mathbf{q}_n, \quad (3)$$

where \mathbf{q}_n is the n -th column vector of a $N_t N_f$ sized DFT matrix \mathbf{Q} and the corresponding index set is S_r^d . Each \mathbf{q}_n corresponds to M DL Doppler $e^{jw_{r,m}^d(n)}$. $\tilde{a}_{r,m}^d(n)$ is the feedback amplitude. Moreover, $\kappa = N_s M / N_f N_t$ is the ratio of the reduced dimension to the full dimension of the feedback.

III. PRECODING MATRIX PREDICTION SCHEME

In this section, we prove that the eigenvector can be interpolated by an exponential model and propose two precoding matrix prediction schemes based on the partial reciprocity in FDD mode. The general idea lies in decomposing the precoders into the channel weights and channels.

The precoders obtained from the SVD of the wideband channel matrix $\tilde{\mathbf{H}}^d(t)$ equal to the eigenvectors of $\mathcal{H}(t) = \tilde{\mathbf{H}}^d(t) \tilde{\mathbf{H}}^d(t)^H$

$$\mathcal{H}(t) \tilde{\mathbf{u}}_r^d(t) = \chi_r(t) \tilde{\mathbf{u}}_r^d(t), \text{ mod } (t - t_{\text{in}}, T_{\text{svd}}) = 0, \quad (4)$$

where $\tilde{\mathbf{H}}^d(t) = [\tilde{\mathbf{h}}_1^d(t) \quad \tilde{\mathbf{h}}_2^d(t) \quad \cdots \quad \tilde{\mathbf{h}}_{N_r}^d(t)]$ and $\chi_r(t)$ is the r -th eigenvalue. The initial subframe is t_{in} . The corresponding eigenvector $\tilde{\mathbf{u}}_r^d(t)$ is decomposed into a linear combination of the channel weights and channels

$$\tilde{\mathbf{u}}_r^d(t) = \sum_{j=1}^{N_r} \lambda_{r,j}^d(t) \tilde{\mathbf{h}}_j^d(t), \quad (5)$$

where the channel weight $\lambda_{r,j}^d(t)$ can be estimated with an exponential model according to Theorem 1 in [6], i.e.,

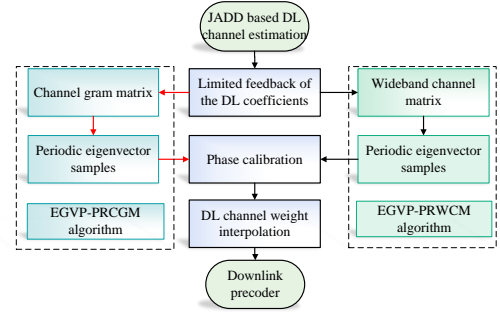


Fig. 1. The framework of the proposed partial reciprocity-based precoding matrix prediction schemes.

$\lambda_{r,j}^d(t) = \sum_{l=1}^{L_{r,j}} b_{r,j}^d(l) e^{jw_{r,j}^d(l)t}$. The eigenvectors is then calibrated to remove the EVD uncertainty

$$\begin{bmatrix} \tilde{\mathbf{u}}_r^d(t_{\text{in}}) \\ \tilde{\mathbf{u}}_r^d(t_{\text{in}} + \Delta t) \\ \vdots \\ \tilde{\mathbf{u}}_r^d(t_{\text{ed}}) \end{bmatrix} = \begin{bmatrix} \tilde{\mathbf{u}}_r^d(t_{\text{in}}) \\ \Delta_r(t_{\text{in}} + \Delta t) \tilde{\mathbf{u}}_r^d(t_{\text{in}} + \Delta t) \\ \vdots \\ \Delta_r(t_{\text{ed}}) \tilde{\mathbf{u}}_r^d(t_{\text{ed}}) \end{bmatrix}, \quad (6)$$

where t_{ed} denotes the end subframe and the phase shift is $\Delta_r(t) = \tilde{\mathbf{u}}_r(t)^H \tilde{\mathbf{u}}_r(t_{\text{in}})$.

Fig. 1 demonstrates the framework of two proposed precoding matrix prediction schemes. First, the DL channel is estimated by the JADD method. Based on the limited feedback of the DL channel coefficients, the EGVP-PRWCM utilizes the wideband channel matrix to obtain eigenvector samples, whereas the EGVP-PRCGM relies on the channel gram matrix. Once the eigenvector samples have been obtained and calibrated, the channel weight is interpolated. Finally, the DL precoding matrix is predicted by (5).

A. EGVP-PRWCM prediction scheme

Rewrite Eq. (5) in a matrix form

$$\tilde{\mathbf{U}}^d(t) = \tilde{\mathbf{H}}^d(t) \mathbf{\Lambda}^d(t), \quad (7)$$

where $\tilde{\mathbf{U}}^d(t) = [\tilde{\mathbf{u}}_1^d(t) \quad \tilde{\mathbf{u}}_2^d(t) \quad \cdots \quad \tilde{\mathbf{u}}_{N_r}^d(t)]$ and $\mathbf{\Lambda}^d(t)$ is the channel weight matrix

$$\mathbf{\Lambda}^d(t) = \begin{bmatrix} \lambda_{1,1}^d(t) & \lambda_{2,1}^d(t) & \cdots & \lambda_{N_r,1}^d(t) \\ \lambda_{1,2}^d(t) & \lambda_{2,2}^d(t) & \cdots & \lambda_{N_r,2}^d(t) \\ \vdots & \vdots & \ddots & \vdots \\ \lambda_{1,N_r}^d(t) & \lambda_{2,N_r}^d(t) & \cdots & \lambda_{N_r,N_r}^d(t) \end{bmatrix}, \quad (8)$$

where each column of $\mathbf{\Lambda}^d(t)$ is $\lambda_r^d(t)$. In FDD mode, the DL channel is estimated by the compressed feedback of the CSI. The following theorem proves that the DL eigenvector can be asymptotically estimated by an exponential model.

Theorem 1 When $N_t, N_f \rightarrow \infty$, the eigenvectors obtained from the estimated DL channel in (4) can be estimated by the following model.

$$\lim_{N_t, N_f \rightarrow \infty} \tilde{\mathbf{u}}_r^d(t) = \sum_{j=1}^{N_r} \sum_{l=1}^{L_{r,j}} b_{r,j}^d(l) e^{jw_{r,j}^d(l)t} \tilde{\mathbf{h}}_j^d(t), \quad (9)$$

where the normalized mean square prediction error within N_L subframes satisfies $\mathbb{E} \left\{ \frac{\left\| \mathbf{u}_r^d(t) - \tilde{\mathbf{u}}_r^d(t) \right\|_2^2}{\left\| \mathbf{u}_r^d(t) \right\|_2^2} \right\}_{N_L} \leq 1 - \eta$. The

coefficients $L_{r,j}$, $b_{r,j}^d(l)$ and $e^{jw_{r,j}^d(l)}$ are the number of exponentials, amplitude and exponentials of the channel weight $\lambda_{r,j}^d(t)$, respectively.

Proof: Please refer to Appendix A. \square

Theorem 1 gives a closed-form estimation model of the DL eigenvectors and an upper bound of the estimation error $1 - \eta$, where η is the UL channel estimation power loss. Therefore, in EGVP-PRWCM scheme, the precoding matrix prediction is transformed into the prediction of the channel weight which can be interpolated by $N_{\text{svd}} \geq 2L_{r,j}$ eigenvector samples

$$\hat{\lambda}_{r,j}^d(t_p) = \sum_{l=1}^{L_{r,j}} b_{r,j}^d(l) e^{j \frac{w_{r,j}^d(l)}{T_{\text{svd}}} t_p}, \quad (10)$$

where the interpolated subframe t_p satisfies

$$\text{mod}(t_p - t_{\text{in}}, T_{\text{svd}}) \neq 0, t_p \in [t_{\text{in}}, t_{\text{ed}}]. \quad (11)$$

At last, the predicted eigenvector is reconstructed

$$\hat{\mathbf{u}}_r^d(t) = \sum_{j=1}^{N_r} \hat{\lambda}_{r,j}^d(t) \tilde{\mathbf{h}}_j^d(t). \quad (12)$$

In general, EGVP-PRWCM scheme relies on the periodic eigenvector samples obtained from the wideband channel matrix. However, the complexity order of EVD in this scheme is $\mathcal{O}((N_f N_t)^3)$. It can be further reduced in the following EGVP-PRCGM scheme.

B. EGVP-PRCGM prediction scheme

The key to the complexity reduction of the EGVP-PRCGM scheme lies in calculating the channel weight samples by the EVD of the channel gram matrix $\tilde{\mathbf{S}}^d(t)$ instead of the wideband channel matrix $\mathcal{H}(t)$. The channel gram matrix $\tilde{\mathbf{S}}^d(t)$ is defined by

$$\tilde{\mathbf{S}}^d(t) = \begin{bmatrix} \tilde{s}_{1,1}^d(t) & \tilde{s}_{2,1}^d(t) & \cdots & \tilde{s}_{N_r,1}^d(t) \\ \tilde{s}_{1,2}^d(t) & \tilde{s}_{2,2}^d(t) & \cdots & \tilde{s}_{N_r,2}^d(t) \\ \cdots & \cdots & \cdots & \cdots \\ \tilde{s}_{1,N_r}^d(t) & \tilde{s}_{2,N_r}^d(t) & \cdots & \tilde{s}_{N_r,N_r}^d(t) \end{bmatrix}. \quad (13)$$

First, each element $\tilde{s}_{r,j}^d(t) = \langle \tilde{\mathbf{h}}_r^d(t), \tilde{\mathbf{h}}_j^d(t) \rangle$ can be equally written as

$$\tilde{s}_{r,j}^d(t) = \sum_{n \in \mathcal{G}_{r,j}(t)} \left(\sum_{m=1}^M a_{r,m}^d(n) e^{jw_{r,m}^d(n)t} \right)^H \left(\sum_{m=1}^M a_{r,m}^d(n) e^{jw_{r,m}^d(n)t} \right), \quad (14)$$

where the set $\mathcal{G}_{r,j}(t) = \mathcal{S}_j^d(t) \cap \mathcal{S}_r^d(t)$ is the index intersection of the angle-delay vector of two channels. Based on the channel partial reciprocity in FDD, the DL Doppler $e^{jw_{r,m}^d(n)}$, the amplitude $a_{r,m}^d(n)$ and the angle-delay vector index set $\mathcal{S}_r^d(t)$ are obtained by the UL channel parameter estimation utilizing the JADD method [1].

Second, apply an EVD of $\tilde{\mathbf{S}}^d(t)$ and obtain the eigenvectors

$$\tilde{\mathbf{S}}^d(t) \tilde{\boldsymbol{\lambda}}_r^d(t) = \tilde{\chi}_r(t) \tilde{\boldsymbol{\lambda}}_r^d(t). \quad (15)$$

Similar to the EGVP-PRWCM scheme, the eigenvector samples of the EGVP-PRCGM scheme are

$$\tilde{\mathbf{u}}_{r,g}^d(t) = \sum_{j=1}^{N_r} \tilde{\lambda}_{r,j}^d(t) \tilde{\mathbf{h}}_j^d(t), \text{mod}(t - t_{\text{in}}, T_{\text{svd}}) = 0. \quad (16)$$

The following theorem elaborates the relationship between $\tilde{\mathbf{u}}_{r,g}^d(t)$ and the eigenvector samples $\tilde{\mathbf{u}}_r^d(t)$ in EGVP-PRWCM.

Theorem 2 The eigenvector $\tilde{\mathbf{u}}_r^d(t)$ obtained by (4) and the eigenvector $\tilde{\mathbf{u}}_{r,g}^d(t)$ in (16) are strictly correlated, i.e., $\tilde{\mathbf{u}}_{r,g}^d(t) = \delta_r(t) \tilde{\mathbf{u}}_r^d(t)$, where $\delta_r(t)$ is the uncertainty factor caused by the EVD nature.

Proof: Please refer to Appendix B. \square

Theorem 2 proves the equivalence of the eigenvector sampling between the two schemes. The complexity order of the EVD in EGVP-PRWCM reduce from $\mathcal{O}(N_f^3 N_t^3)$ to $\mathcal{O}(N_r^3)$ compared to the EGVP-PRWCM scheme.

However, this scheme introduces an uncertainty factor $\delta_r(t)$. We prove that it can be eliminated by the phase alignment and normalization. Normally, the eigenvectors are orthogonal unit vectors:

$$\begin{cases} \langle \tilde{\mathbf{u}}_r^d(t), \tilde{\mathbf{u}}_j^d(t) \rangle = 1, r = j \\ \langle \tilde{\mathbf{u}}_r^d(t), \tilde{\mathbf{u}}_j^d(t) \rangle = 0, r \neq j \end{cases}, \begin{cases} \langle \tilde{\boldsymbol{\lambda}}_r^d(t), \tilde{\boldsymbol{\lambda}}_j^d(t) \rangle = 1, r = j \\ \langle \tilde{\boldsymbol{\lambda}}_r^d(t), \tilde{\boldsymbol{\lambda}}_j^d(t) \rangle = 0, r \neq j \end{cases}.$$

Therefore, the eigenvector in (16) needs to be normalized as $\bar{\mathbf{u}}_{r,g}^d(t) = \tilde{\mathbf{u}}_{r,g}^d(t) / |\tilde{\mathbf{u}}_{r,g}^d(t)|$ and phase-aligned according to the equation (6).

Then, the calibrated channel weight is

$$\bar{\boldsymbol{\Lambda}}^d(t) = [\bar{\mathbf{u}}_{1,g}^d(t) \quad \bar{\mathbf{u}}_{2,g}^d(t) \quad \cdots \quad \bar{\mathbf{u}}_{N_r,g}^d(t)] \tilde{\mathbf{H}}^d(t)^\dagger. \quad (17)$$

As a result, the uncertainty factor $\delta_r(t)$ becomes a random phase shift $\bar{\delta}_r(t)$. Obviously, $\bar{\delta}_r(t)$ does not affect the SE performance. However, the channel weight calculation (17) relies on the DL channel estimation which may introduce a performance loss because of the channel estimation error.

In the end, the eigenvectors are similarly predicted by (12) and (10). The advantage of EGVP-PRCGM scheme over EGVP-PRWCM scheme lies in the reduced complexity of EVD when obtaining the channel weight samples. A more detailed complexity analysis and performance evaluation results of our proposed schemes are given in the next section.

IV. PERFORMANCE ANALYSIS

In order to validate the advantages of our proposed precoding matrix prediction schemes, the complexity analysis is given and several numerical results are demonstrated.

A. Complexity analysis

The complexity of the precoding matrix prediction is analyzed within a period of time $N_{\text{svd}} T_{\text{svd}}$. The full-time SVD scheme updates the precoders in each subframe and the complexity is $N_{\text{svd}} T_{\text{svd}} \mathcal{O}((N_f N_t)^3)$. However, the complexity of EGVP-PRWCM scheme is $(N_{\text{svd}} + 2) \mathcal{O}((N_f N_t)^3)$. The complexity of EGVP-PRCGM scheme is $\mathcal{O}(N_{\text{svd}} N_r^5 |\mathcal{G}_{i,j}|_{\text{max}}^2 M^2 + 2N_f^3 N_t^3)$, where $|\mathcal{G}_{i,j}|_{\text{max}} \leq N_s$ is the maximum $\mathcal{G}_{i,j}$ among all UEs.

Therefore, the complexity reduction from full-time SVD to EGVP-PRWCM is $\mathcal{O}(N_f^3 N_t^3) (N_{\text{svd}} T_{\text{svd}} - N_{\text{svd}} - 2)$. It is always positive since $T_{\text{svd}}, N_{\text{svd}} \geq 2$. Similarly, the complexity reduction from EGVP-PRWCM to EGVP-PRCGM

TABLE I
PARAMETER CONFIGURATIONS IN SIMULATIONS

Bandwidth	20 MHz
UL/DL carrier frequency	1.92 GHz/2.11 GHz
Resource block	51 RB
Number of paths	460
BS antenna configuration	$(N_v, N_h, P_t) = (4, 8, 2)$, the polarization directions are $0^\circ, 90^\circ$
UE antenna configuration	$(N_v, N_h, P_t) = (1, 2, 2)$, the polarization directions are $\pm 45^\circ$
Subframe duration	1 ms
Number of UEs	8
Eigenvector sampling cycle	5 ms
CSI delay	5 ms
Prediction order	3
Feedback compression ratio	1/4

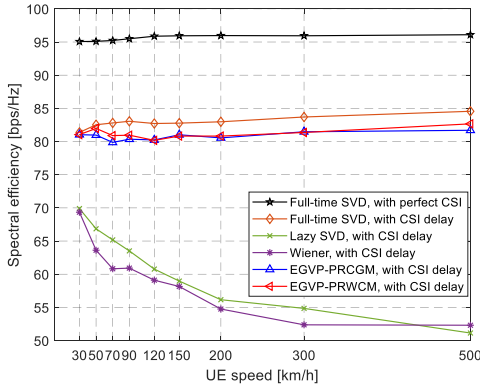


Fig. 2. SE performances under different UE speeds with noise-free channel samples, $\kappa = 1/4$.

is $\mathcal{O}\left(N_{\text{svd}}\left(N_f^3 N_t^3 - N_r^5 |\mathcal{G}_{i,j}|_{\max}^2 M^2\right)\right)$, which is lower-bounded by $\mathcal{O}\left(N_{\text{svd}} N_f^2 N_t^2 (N_f N_t - \kappa^2 N_r^5)\right)$. In practical 5G systems, the configuration $N_r \leq 4, \kappa \leq 1/4, N_t, N_f \geq 16$ is common. In this case, the EGVP-PRCGM scheme has a distinct complexity advantage over EGVP-PRWCM scheme.

B. Numerical results and analysis

Based on the cluster delay line-A (CDL-A) channel model [12], our proposed schemes are evaluated in several scenarios along with the benchmarks. The parameter configuration is shown in Table I. Both the BS and UEs are equipped with multiple antennas where N_v, N_h are the number of antennas in the vertical direction and horizontal directions, respectively. P_t is the number of polarization directions of the antennas. The performances are measured in the system SE or the eigenvector prediction error (PE) metric like [6]. The performance upper bound is given when the DL CSI is perfectly known and the full-time SVD scheme is available. The rest benchmarks are all evaluated given the predicted CSI by the JADD method. The lazy SVD scheme is widely adopted in current 5G system [3] and only updates the precoders every T_{svd} subframes. Wiener scheme utilizes the $L_w = 2$ order Wiener-Hopf equation to predict the eigenvectors [13].

First, the SE performances are evaluated under different UE speeds in Fig. 2. The performance gap between the upper bound and the other schemes is the result of the

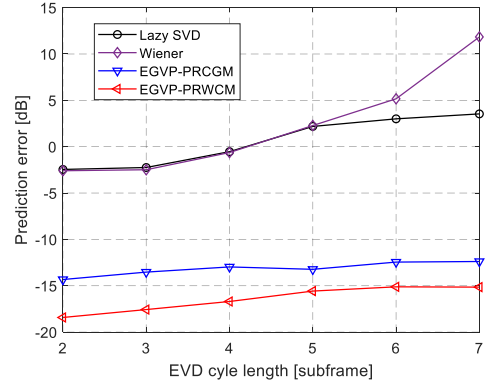


Fig. 3. Eigenvector PE performances under different EVD cycle lengths, $v = 120$ km/h, $\kappa = 1/4$.

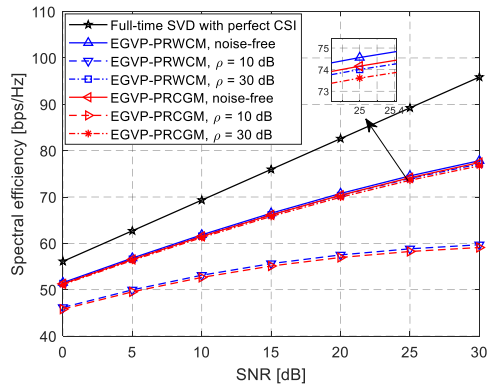


Fig. 4. SE performances under different channel sampling noises, $v = 120$ km/h, $\kappa = 1/4$.

limited feedback compression ratio κ . Both EGVP-PRWCM and EGVP-PRCGM schemes closely approach the full-time SVD scheme with perfect CSI and outperform the other two benchmarks in low-speed and high-speed environments. The minor performance loss of EGVP-PRCGM compared to EGVP-PRWCM is caused by the additional channel weight calibration in (17) and the DL channel estimation error.

Then, the PE performances under different EVD cycle lengths are shown in Fig. 3. The PE of our schemes increases slightly with the SVD cycle length. Therefore, our proposed schemes show better PE performances than the benchmarks.

In the end, the SE performances under different channel sampling noises are demonstrated in Fig. 4. The channel sampling noise ρ is measured by the power ratio of the channel estimation to the additive Gaussian noise. Although the channel estimation noise can be reduced by the denoising method in [14], it has a significant impact on the SE performance. Fortunately, when ρ increases to 30 dB, our scheme can achieve almost the same SE as in the noise-free case.

V. CONCLUSION

This paper focused on the precoding matrix prediction instead of channel estimation in FDD massive MIMO with mobility. Due to the limited computational capability of the BS in reality, the DL precoding matrix needs to be timely updated. Motivated by this, two partial reciprocity-based schemes were

proposed. The general idea of the proposed schemes was based on our proved theorem that the DL precoders can be predicted through a closed-form eigenvector interpolation which was based on the periodic eigenvector samples. The complexity advantage of our schemes was proven and the performance improvement was evaluated with numerical results compared to the traditional full-time SVD scheme in various scenarios.

APPENDIX A PROOF OF THEOREM 1

Based on the DL prediction (3), the real DL channel is

$$\mathbf{h}_r^d(t) = \sum_{n=1}^{N_t N_f} g_{r,n}^d(t) \mathbf{q}_n = \tilde{\mathbf{h}}_r^d(t) + \hat{\mathbf{h}}_r^d(t), \quad (18)$$

where $g_{r,n}^d(t)$ is the amplitude of \mathbf{q}_n . The channel $\hat{\mathbf{h}}_r^d(t)$ represents the channel estimation error

$$\hat{\mathbf{h}}_r^d(t) = \sum_{n \notin \mathcal{S}_r^d} \sum_{m=1}^M a_{r,m}^d(n) e^{jw_{r,m}^d(n)t} \mathbf{q}_n. \quad (19)$$

Then the eigenvectors are

$$\mathbf{u}_r^d(t) = \sum_{j=1}^{N_r} \lambda_{r,j}^d(t) \left(\tilde{\mathbf{h}}_r^d(t) + \hat{\mathbf{h}}_r^d(t) \right) = \tilde{\mathbf{u}}_r^d(t) + \hat{\mathbf{u}}_r^d(t). \quad (20)$$

It was proved that the channel weight was asymptotically estimated by a complex exponential model [6]

$$\lim_{N_t, N_f \rightarrow \infty} \mathbf{u}_r^d(t) = \sum_{j=1}^{N_r} \sum_{l=1}^{L_{r,j}} b_{r,j}^d(l) e^{jw_{r,j}^d(l)t} \left(\tilde{\mathbf{h}}_r^d(t) + \hat{\mathbf{h}}_r^d(t) \right). \quad (21)$$

Similarly, given the feedback compression ratio κ in FDD, the estimated eigenvector can still be approximated by

$$\tilde{\mathbf{u}}_r^d(t) = \sum_{j=1}^{N_r} \lambda_{r,j}^d(t) \tilde{\mathbf{h}}_r^d(t) = \sum_{j=1}^{N_r} \sum_{l=1}^{L_{r,j}} b_{r,j}^d(l) e^{jw_{r,j}^d(l)t} \tilde{\mathbf{h}}_r^d(t). \quad (22)$$

Then, the PE upper bound is derived below. The estimated eigenvector satisfies

$$\left\| \tilde{\mathbf{u}}_r^d(t) \right\|_2^2 \leq \sum_{r=1}^{N_r} \left\| \lambda_{r,j}^d(t) \right\|_2^2 \sum_{n \in \mathcal{S}_r^d} \left| g_{r,n}^d(t) \right|^2. \quad (23)$$

Learned from Appendix C of [1], $M = 1$ holds on when $N_t, N_f \rightarrow \infty$. Considering the UL complex amplitude $g_{r,n}^u(t)$ has the following absolute value

$$\left| g_{r,n}^u(t) \right|^2 = a_r^u(n)^* e^{-jw_{r,m}^d(n)t} a_r^u(n) e^{jw_{r,m}^d(n)t} = \left| a_r^u(n) \right|^2. \quad (24)$$

Based on the channel partial reciprocity [8], the DL complex amplitude is

$$\left| g_{r,n}^d(t) \right|^2 = \left| a_r^d(n) \right|^2 = \left| a_r^u(n) \right|^2. \quad (25)$$

According to UL the channel estimation power loss (2), the DL precoder PE is upper bounded by

$$\mathbb{E} \left\{ \frac{\left\| \mathbf{u}_r^d(t) - \tilde{\mathbf{u}}_r^d(t) \right\|_2^2}{\left\| \mathbf{u}_r^d(t) \right\|_2^2} \right\} \leq \mathbb{E} \left\{ \frac{\sum_{r=1}^{N_r} \left\| \lambda_{r,j}^d(t) \right\|_2^2 \sum_{n \notin \mathcal{S}_r^d} \left| g_{r,n}^d(t) \right|^2}{\sum_{r=1}^{N_r} \left\| \lambda_{r,j}^d(t) \right\|_2^2 \sum_{n=1}^{N_f N_t} \left| g_{r,n}^d(t) \right|^2} \right\} \leq 1 - \eta \quad (26)$$

Therefore, Theorem 1 is proved. \square

APPENDIX B PROOF OF THEOREM 2

According to the equation (4), the channel weight satisfies

$$\lambda_{r,j}^d(t) \chi_r(t) = \mathbf{h}_j^d(t)^H \sum_{i=1}^{N_r} \lambda_{r,i}^d(t) \mathbf{h}_i^d(t) = \sum_{i=1}^{N_r} s_{i,j}^d(t) \lambda_{r,i}^d(t). \quad (27)$$

The above equations can be rewritten as

$$\sum_{i=1}^{N_r} s_{i,1}^d(t) \lambda_{r,i}^d(t) = \chi_r(t) \lambda_{r,j}^d(t), r, j \in \{1, \dots, N_r\}. \quad (28)$$

Comparing (28) with (15), we can conclude that the wideband channel matrix (4) and the channel gram matrix (15) share the same eigenvalues, i.e., $\tilde{\chi}_r(t) = \chi_r(t)$. Furthermore, $\lambda_r^d(t)$ is also one of the eigenvectors of the channel gram matrix corresponding to the eigenvalue $\tilde{\chi}_r(t)$. Due to the EVD property, the eigenvectors associated with the same eigenvalue are strictly related, i.e., $\tilde{\lambda}_r^d(t) = \delta_r(t) \lambda_r^d(t)$. Substitute $\tilde{\lambda}_r^d(t)$ in (5) and obtain

$$\tilde{\mathbf{u}}_{r,g}^d(t) = \delta_r(t) \tilde{\mathbf{u}}_r^d(t). \quad (29)$$

Therefore, Theorem 2 is proved. \square

REFERENCES

- [1] Z. Qin, H. Yin, Y. Cao *et al.*, "A partial reciprocity-based channel prediction framework for FDD massive MIMO with high mobility," *IEEE Trans. Wireless Commun.*, vol. 21, no. 11, pp. 9638–9652, 2022.
- [2] J. Fan, P. Liang, Z. Jiao, and X. Han, "A compressive sensing and deep learning-based time-varying channel estimation for FDD massive MIMO systems," *IEEE Trans. Veh. Technol.*, vol. 71, no. 8, pp. 8729–8738, 2022.
- [3] 3GPP, *NR; Physical layer procedures for data (Release 17)*. Technical Report TR 38.214, available: <http://www.3gpp.org>, 2022.
- [4] C. Jeon, Z. Li, and C. Studer, "Approximate gram-matrix interpolation for wideband massive MU-MIMO systems," *IEEE Trans. Veh. Technol.*, vol. 69, no. 5, pp. 4677–4688, 2020.
- [5] S. Nijhawan, A. Gupta, K. Appaiah, R. Vaze, and N. Karamchandani, "Flag manifold-based precoder interpolation techniques for MIMO-OFDM systems," *IEEE Trans. Commun.*, vol. 69, no. 7, pp. 4347–4359, 2021.
- [6] Z. Qin, H. Yin, and W. Li, "Low-complexity eigenvector prediction-based precoding matrix prediction in massive MIMO with mobility," *arXiv preprint arXiv:2308.12619*, 2023.
- [7] L. Sun and M. R. McKay, "Eigen-based transceivers for the MIMO broadcast channel with semi-orthogonal user selection," *IEEE Trans. Signal Process.*, vol. 58, no. 10, pp. 5246–5261, 2010.
- [8] 3GPP, *NR; Physical layer procedures for data (Release 17)*. Technical Report TR 38.104, available: <http://www.3gpp.org>, 2022.
- [9] A. Adhikary, J. Nam, J.-Y. Ahn *et al.*, "Joint spatial division and multiplexing—the large-scale array regime," *IEEE Trans. Inf. Theory*, vol. 59, no. 10, pp. 6441–6463, 2013.
- [10] J. Ma, S. Zhang, H. Li *et al.*, "Sparse bayesian learning for the time-varying massive MIMO channels: Acquisition and tracking," *IEEE Trans. Commun.*, vol. 67, no. 3, pp. 1925–1938, 2019.
- [11] C. Wu, X. Yi, Y. Zhu, W. Wang, L. You, and X. Gao, "Channel prediction in high-mobility massive MIMO: From spatio-temporal autoregression to deep learning," *IEEE J. Sel. Areas Commun.*, vol. 39, no. 7, pp. 1915–1930, 2021.
- [12] 3GPP, *Study on channel model for frequencies from 0.5 to 100 GHz (Release 17)*. Technical Report TR 38.901, available: <http://www.3gpp.org>, 2022.
- [13] P. Hoeher, S. Kaiser, and P. Robertson, "Two-dimensional pilot-symbol-aided channel estimation by wiener filtering," in *1997 IEEE International Conference on Acoustics, Speech, and Signal Processing*, vol. 3, 1997, pp. 1845–1848 vol.3.
- [14] T. Roos, P. Myllymaki, and J. Rissanen, "MDL denoising revisited," *IEEE Trans. Signal Process.*, vol. 57, no. 9, pp. 3347–3360, 2009.