

SINC KOLMOGOROV-ARNOLD NETWORK AND ITS APPLICATIONS ON PHYSICS-INFORMED NEURAL NETWORKS

Tianchi Yu ¹Jingwei Qiu ²Jiang Yang ³Ivan Oseledets ⁴

ABSTRACT

In this paper, we propose to use Sinc interpolation in the context of Kolmogorov-Arnold Networks, neural networks with learnable activation functions, which recently gained attention as alternatives to multilayer perceptron. Many different function representations have already been tried, but we show that Sinc interpolation proposes a viable alternative, since it is known in numerical analysis to represent well both smooth functions and functions with singularities. This is important not only for function approximation but also for the solutions of partial differential equations with physics-informed neural networks. Through a series of experiments, we show that SincKANs provide better results in almost all of the examples we have considered.

1 INTRODUCTION

Multilayer perceptron (MLP) is a classical neural network consisting of fully connected layers with a chosen nonlinear activation function, which is a superposition of simple functions. The classical Kolmogorov-Arnold representation theorem Kolmogorov (1961); Arnol'd (1959) states that every function can be represented as a superposition of function of at most 2 variables, motivating the research for learnable activation functions.

Kolmogorov's Spline Network (KSN) Igel'nik & Parikh (2003) is a two-layer framework using splines as the learnable activation functions. Recently, Kolmogorov-Arnold Networks (KANs) Liu et al. (2024b) sparked a new wave of attention to those approaches, by proposing a multilayer variant of KSN. Basically, any successful basis to represent univariate functions can provide a new variant of KAN. Many well-known methods have already been investigated including wavelet Bozorgasl & Chen (2024); Seydi (2024b), Fourier series Xu et al. (2024), finite basis Howard et al. (2024), Jacobi basis functions Aghaei (2024a), polynomial basis functions Seydi (2024a), rational functions Aghaei (2024b) and Chebyshev polynomials SS (2024); Shukla et al. (2024).

We propose to use Sinc interpolation (the Sinc function is defined in Eq. (4)) which is a very efficient and well-studied method for function interpolation, especially 1D problems Stenger (2016). To our knowledge, it has not been studied in the context of KANs. We argue that the the cubic spline interpolation used in KANs should be replaced by the Sinc interpolation, because splines are particularly good for the approximation of analytic functions without singularities which MLP is also good at, while Sinc methods excel for problems with singularities, for boundary-layer problems, and for problems over infinite or semi-infinite range Stenger (2012). Herein, utilizing Sinc functions can improve the accuracy and generalization of KANs, and make KANs distinguishing and competitive, especially in solving aforementioned mathematical problems in machine learning. We will confirm our hypothesis by numerical experiments.

Physics-informed neural networks (PINNs) Lagaris et al. (1998); Raissi et al. (2019) are a method used to solve partial differential equations (PDEs) by integrating physical laws with neural networks

¹Skolkovo Institute of Science and Technology, corresponding author: tianchi.yu@skoltech.ru

²Southern University of Science and Technology

³SUSTech International Center for Mathematics & National Center for Applied Mathematics Shenzhen (NCAMS)

⁴Skolkovo Institute of Science and Technology; AIRI

in machine learning. The use of Kolmogorov-Arnold Networks (KANs) in PINNs has been explored and is referred to as Physics-Informed Kolmogorov-Arnold Networks (PIKANs) Rigas et al. (2024); Wang et al. (2024). Due to the high similarity between KAN and MLP, PIKANs inherit several advantages of PINNs, such as overcoming the curse of dimensionality (CoD) Wojtowysch & Weinan (2020); Han et al. (2018), handling imperfect data Karniadakis et al. (2021), and performing interpolation Sliwinski & Rigas (2023). PINNs have diverse applications, including fluid dynamics Raissi et al. (2020); Jin et al. (2021); Kashefi & Mukerji (2022), quantum mechanical systems Jin et al. (2022), surface physics Fang & Zhan (2019), electric power systems Nellikkath & Chatzivasileiadis (2022), and biological systems Yazdani et al. (2020). However, they also face challenges such as spectral bias Xu et al. (2019); Wang et al. (2022), error estimation Fanaskov et al. (2024), and scalability issues Yao et al. (2023).

In this paper, we introduce a novel network architecture called Sinc Kolmogorov-Arnold Networks (SincKANs). This approach leverages Sinc interpolation, which is particularly adept at approximating functions with singularities, to replace cubic interpolation in the learnable activation functions of KANs. The ability to handle singularities enables SincKAN to mitigate the spectral bias observed in PIKANs, thereby making PIKANs more robust and capable of solving PDEs that traditional PINNs may struggle with. Additionally, we conducted a series of experiments to validate SincKAN’s interpolation capabilities and assess their performance as a replacement for MLP and KANs in PINNs. Our specific contributions can be summarized as follows:

1. We propose the Sinc Kolmogorov-Arnold Networks, a novel network that excels in handling singularities.
2. We propose several approaches based on classical techniques of Sinc methods that can enhance the robustness and performance of SincKAN.
3. We conducted a series of experiments to demonstrate the performance of SincKAN in approximating a function and PIKANs.

The paper is structured as follows: In Section 2, we briefly introduce the PINNs, discuss Sinc numerical methods, and provide a detailed explanation of SincKAN. In Section 3 we compare our SincKAN with several networks including MLP, modified MLP Wang et al. (2021), KAN, ChebyKAN in several diverse benchmarks including smooth functions, discontinuous functions, and boundary layer problems. In Section 4, we conclude the paper and discuss the remaining limitations and directions for future research.

2 METHODS

2.1 PHYSICS-INFORMED NEURAL NETWORKS (PINNs)

We briefly review the physics-informed neural networks (PINNs) Raissi et al. (2019) in the context of inferring the solutions of PDEs. Generally, we consider time-dependent PDEs for \mathbf{u} taking the form

$$\begin{aligned} \partial_t \mathbf{u} + \mathcal{N}[\mathbf{u}] &= 0, & t \in [0, T], \mathbf{x} \in \Omega, \\ \mathbf{u}(0, \mathbf{x}) &= \mathbf{g}(\mathbf{x}), & \mathbf{x} \in \Omega, \\ \mathcal{B}[\mathbf{u}] &= 0, & t \in [0, T], \mathbf{x} \in \partial\Omega, \end{aligned} \tag{1}$$

where \mathcal{N} is the differential operator, Ω is the domain of grid points, and \mathcal{B} is the boundary operator. When considering time-independent PDEs, $\partial_t \mathbf{u} \equiv 0$.

The ambition of PINNs is to approximate the unknown solution \mathbf{u} to the PDE system Eq. (1), by optimizing a neural network \mathbf{u}^θ , where θ denotes the trainable parameters of the neural network. The constructed loss function is:

$$\mathcal{L}(\theta) = \mathcal{L}_{ic}(\theta) + \mathcal{L}_{bc}(\theta) + \mathcal{L}_r(\theta), \tag{2}$$

where

$$\begin{aligned}
\mathcal{L}_r(\theta) &= \frac{1}{N_r} \sum_{i=1}^{N_r} |\partial_t \mathbf{u}^\theta(t_r^i, \mathbf{x}_r^i) + \mathcal{N}[\mathbf{u}^\theta](t_r^i, \mathbf{x}_r^i)|^2, \\
\mathcal{L}_{ic}(\theta) &= \frac{1}{N_{ic}} \sum_{i=1}^{N_{ic}} |\mathbf{u}^\theta(0, \mathbf{x}_{ic}^i) - \mathbf{g}(\mathbf{x}_{ic}^i)|^2, \\
\mathcal{L}_{bc}(\theta) &= \frac{1}{N_{bc}} \sum_{i=1}^{N_{bc}} |\mathcal{B}[\mathbf{u}^\theta](t_{bc}^i, \mathbf{x}_{bc}^i)|^2,
\end{aligned} \tag{3}$$

corresponds to the three equations in Eq. (1) individually; $\mathbf{x}_{ic}^i, \mathbf{x}_{bc}^i, \mathbf{x}_r^i$ are the sampled points from the initial constraint, boundary constraint, and residual constraint, respectively; N_{ic}, N_{bc}, N_r are the total number of sampled points for each constraint, correspondingly. Note that in Raissi et al. (2019), $u^\theta(x) = \mathbf{MLP}(x)$.

2.2 SINC NUMERICAL METHODS

The Sinc function is defined as¹

$$\text{Sinc}(x) = \frac{\sin(x)}{x}, \tag{4}$$

the Sinc series $S(j, h)(x)$ used in Sinc numerical methods is defined by:

$$S(j, h)(x) = \frac{\sin[(\pi/h)(x - jh)]}{(\pi/h)(x - jh)}, \tag{5}$$

then the Sinc approximation for a function f defined on the real line \mathbb{R} is given by

$$f(x) \approx \sum_{j=-N}^N f(jh)S(j, h)(x), \quad x \in \mathbb{R}, \tag{6}$$

where h is the step size with the optimal value $\sqrt{\pi d / \beta N}$ provided in Theorem 1, and $2N + 1$ is the degree of Sinc series.

Thanks to Sinc function's beautiful properties including the equivalence of semidiscrete Fourier transform Trefethen (2000), its approximation as a nascent delta function, etc., Sinc numerical methods have become a technique for solving a wide range of linear and nonlinear problems arising from scientific and engineering applications including heat transfer Lippke (1991), fluid mechanics Abdella (2015), and solid mechanics Abdella et al. (2009). But Sinc series are the orthogonal basis defined on $(-\infty, \infty)$ which is impractical for numerical methods. To use Sinc numerical methods, one should choose a proper coordinate transformation based on the computing domain (a, b) and an optimal step size based on the target function f . However, manually changing the network to meet every specific problem is impractical and wasteful. In the following of this section, we will introduce current techniques used in Sinc numerical methods. Then in Section 2.3, we will unfold Sinc numerical methods to meet machine learning.

Convergence theorem

Theorem 1 Sugihara & Matsuo (2004)

Assume $\alpha, \beta, d > 0$, that

- (1) f belongs to $H^1(\mathcal{D}_d)$, where H^1 is the Hardy space and $\mathcal{D}_d = \{z \in \mathbb{C} \mid |\Im z| < d\}$;
- (2) f decays exponentially on the real line, that is, $|f(x)| \leq \alpha \exp(-\beta|x|)$, $\forall x \in \mathbb{R}$.

Then we have

$$\sup_{-\infty < x < \infty} \left| f(x) - \sum_{j=-N}^N f(jh)S(j, h)(x) \right| \leq CN^{1/2} \exp[-(\pi d \beta N)^{1/2}] \tag{7}$$

¹In engineering, they define Sinc function as $\text{Sinc}(x) = \frac{\sin(\pi x)}{\pi x}$

for some constant C , where the step size h is taken as

$$h = \left(\frac{\pi d}{\beta N} \right)^{1/2}. \quad (8)$$

Theorem 1 indicates that the exponential convergence of Sinc approximation on the real line depends on the parameters d, β, N which are determined by the target function f . Thus, in Sinc numerical methods, researchers set specific parameters for specific function f Sugihara & Matsuo (2004); Mohsen (2017) or set them by bisection Richardson & Trefethen (2011). Note that both approaches require the target function f , but in machine learning, f is usually unknown.

On a general interval (a, b)

Practical problems generally require approximating on an interval (a, b) instead of the entire real line \mathbb{R} . To implement Sinc methods on general functions, we have to transform the interval (a, b) to \mathbb{R} with a properly selected coordinate transformation, *i.e.* we define a transformation $x = \psi(\xi)$ such that $\psi : (-\infty, +\infty) \rightarrow (a, b)$. Then Eq. (6) is replaced by

$$f(\psi(\xi)) \approx \sum_{j=-N}^N f(\psi(jh))S(j, h)(\xi), \quad -\infty < \xi < \infty, \quad (9)$$

where h is the step size with the optimal value $\sqrt{\pi d' / \beta' N}$ provided in Theorem 2. The following theorem states that Theorem 1 still holds with some different α, β , and d after the coordinate transformation.

Theorem 2 Sugihara & Matsuo (2004)

Assume that, for a variable transformation $x = \psi(\xi)$, the transformed function $f(\psi(\xi))$ satisfies assumptions 1 and 2 in Theorem 1 with some α', β' and d' . Then we have

$$\sup_{a \leq x \leq b} \left| f(x) - \sum_{j=-N}^N f(\psi(jh))S(j, h)(\psi^{-1}(x)) \right| \leq CN^{1/2} \exp \left[-(\pi d' \beta' N)^{1/2} \right]$$

for some C , where the step size h is taken as

$$h = \left(\frac{\pi d'}{\beta' N} \right)^{1/2}$$

This theorem suggests the possibility that even a function f with an end-point singularity can be approximated successfully by Eq. (9) with a suitable choice of transformation.

Furthermore, we empirically demonstrate the merits of Sinc methods in Fig. 1 via numerical results generated by Chebfun Driscoll et al. (2014) for Chebyshev and cubic spline interpolation and Sincfun Richardson & Trefethen (2011) for Sinc interpolation.

2.3 SINC KOLMOGOROV-ARNOLD NETWORK (SINCKAN)

Suppose $\Phi = \{\phi_{p,q}\}$ is the matrix of univariate functions where $p = 1, 2, \dots, n_{in}, q = 1, 2, \dots, n_{out}$. Then the L-layers Kolmogorov-Arnold Networks can be defined by:

$$\text{KAN}(\mathbf{x}) = (\Phi_{L-1} \circ \Phi_{L-2} \circ \dots \circ \Phi_1 \circ \Phi_0) \mathbf{x}, \quad \mathbf{x} \in \mathbb{R}^d. \quad (10)$$

In vanilla KAN Liu et al. (2024b), every univariate function ϕ is approximated via a summation with cubic spline:

$$\phi_{\text{spline}}(x) = w_b \text{silu}(x) + w_s \left(\sum_i c_i B_i(x) \right), \quad (11)$$

where c_i, w_b, w_s are trainable parameters, and B_i is the spline. Intuitively, to replace cubic interpolation with Sinc, we can define:

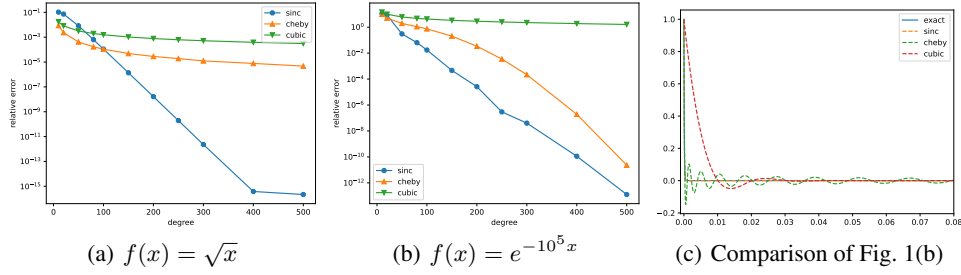


Figure 1: Fig. 1(a) depicts the Sinc’s merit of handling the end-point singularity while the Chebyshev and the spline converge slowly. Fig. 1(b) shows that, for the boundary layer functions that have high derivatives, Sinc converges exponentially while Chebyshev converges slowly at first. Fig. 1(c) partially depicts the solution and the interpolations over the interval $[0, 0.08]$, indicating that Sinc interpolation provides the most accurate approximation, while Chebyshev interpolation exhibits significant oscillations, and spline interpolation shows localized inaccuracies in certain regions

$$\phi_{\text{single}}(x) = \sum_{i=-N}^N c_i S(i, h)(x), \quad (12)$$

where c_i is trainable parameters, if h is set to the optimal value Eq. (8), the optimal approximation of $f(x)$ in Eq. (6) is $c_i^* = f(ih), \forall i = -N, \dots, N$. However, to replace the interpolation method successfully, the aforementioned techniques require further investigations:

Optimal h . As we discussed in Section 2.2, it is impractical to set a single optimal h in machine learning frameworks. Thus in SincKAN, we propose an extension to the Sinc approximation with a mixture of different step sizes h_j :

$$\phi_{\text{multi}}(x) = \sum_{j=1}^M \sum_{i=-N}^N c_{i,j} S(i, h_j)(x), \quad (13)$$

where $c_{i,j}$ are trainable parameters. Stenger (2012) states that, if the chosen h is larger than the optimal value predicted by Eq. (8), the interpolation is less accurate near the origin and more accurate farther away from the origin; if the chosen h is smaller than the optimal value predicted by Eq. (8), the interpolation is more accurate near the origin and less accurate farther away from the origin. Herein, combining different h with adaptive weights can result in a more accurate approximation than the optimal h and doesn’t need to calculate the optimal h . Thus, compared to Eq. (12), expanding the approximation by a summation of several different h_j can not only avoid determining h for every specific function but also improve the accuracy.

Coordinate transformation. Another challenge is the choice of coordinate transformation which is also problem-specific Stenger (2000). Let’s inherit the notation of Section 2.2, and suppose $\mathcal{X} = \{x_i\}_{i=1}^N$ is the ordered set of input points with $x_1 \leq x_2 \leq \dots \leq x_N$, then we can define the open interval (a, b) by $a = x_1 - \epsilon, b = x_N + \epsilon$, where ϵ is a chosen number, and $\xi_1 = \psi^{-1}(x_1), \xi_N = \psi^{-1}(x_N)$. Thus, the interval of input points changes to $[\xi_1, \xi_N]$ from $[x_1, x_N]$. However, if we perform such a transformation for every sub-layer, the scale of the input becomes larger and inconsistent, making the network converge slower Ioffe (2015). Herein, we argue that the normalization for the input of every layer is necessary, and Bozorgasl & Chen (2024) already utilizes the batch normalization Ioffe (2015) on every layer to enhance the performance of KANs. In our SincKAN, a normalizing transformation, $\phi(x) = \frac{x-\mu}{\sigma}$ is introduced, where σ is the scaling factor and μ is the shifting factor. Composing ϕ and ψ still meets the condition of ψ in Theorem 2 and the transformed function $f(\psi \circ \phi^{-1}(\xi))$ also satisfies assumptions 1 and 2 in Theorem 1 with α^*, β^* and d^* . Consequently, the optimal value of the step size h is changed to $\sqrt{\pi d^* / \beta^* N}$.

Let us define the normalized coordinate transformation $\gamma^{-1}(x) := \phi \circ \psi^{-1}(x)$ such that $\gamma^{-1} : (a, b) \rightarrow (-\infty, \infty)$ and $[x_1, x_N] \rightarrow \left[\frac{\xi_1 - \mu}{\sigma}, \frac{\xi_N - \mu}{\sigma} \right]$, where σ, μ satisfies $\left[\frac{\xi_1 - \mu}{\sigma}, \frac{\xi_N - \mu}{\sigma} \right] \subset [-1, 1]$.

Herein, instead of coordinate transformation ψ , we use normalized coordinate transformation γ in SincKAN. As for the changing of optimal h with different σ, μ , the summation of different h_j implemented in SincKAN makes it easy to meet the fixed scale $[-1, 1]$ *i.e.* we can depend the set $\{h_j\}$ on the domain $[-1, 1]$ regardless of σ, μ .

3) Exponential decay

In Theorem 2, f should satisfy the condition of exponential decay which constrains that $f(-\infty) = f(+\infty) = 0$. To utilize the Sinc methods on general functions, Richardson & Trefethen (2011) interpolates the subtraction $g - f$ instead of f , where g is the linear function that has the same value as f at the endpoints. In our SincKAN, we introduce a learnable linear function as a skip-connection to approximate the subtraction.

Finally, combining the three aforementioned approaches, we can define our learnable activation function in SincKAN:

$$\phi_{\text{sinc}}(x) = c_1x + c_2 + \sum_{j=1}^M \sum_{i=-N}^N c_{i,j} S(i, h_j)(\gamma^{-1}(x)), \quad (14)$$

where $c_1, c_2, c_{i,j}$ are the learnable parameters S is the Sinc function and γ is the normalized transformation.

3 EXPERIMENTS

In this section, we will demonstrate the performance of SincKANs through experiments including approximating functions and solving PDEs, compared with several other representative networks: Multilayer perceptron (MLP) which is the classical and most common network used in PINNs, Modified MLP which is proposed to project the inputs to a high-dimensional feature space to enhance the hidden layers' capability, KAN which is proposed to replace MLP in AI for Science, and ChebyKAN which is proposed to improve the performance by combining KAN with the known approximation capabilities of Chebyshev polynomials and has already been examined in Shukla et al. (2024). In this paper, we choose to implement the normalized transformation $\gamma(x) = \tanh(x)$, and the linear skip connection $w_1 \in \mathbb{R}^{n_{in} \times n_{out}}, w_2 \in \mathbb{R}^{n_{out}}$. Note that, we also observed the instability of ChebyKAN highlighted in Shukla et al. (2024), and the ChebyKAN used in our experiments is actually the modified ChebyKAN proposed by Shukla et al. (2024) which has \tanh activation function between each layers. The rest details of the used networks are provided in Appendix F. The other details including hyperparameters can be found in Appendix C. All code and data-sets accompanying this manuscript are available on GitHub at <https://github.com/DUCH714/SincKAN>.

3.1 LEARNING FOR APPROXIMATION

Approximating a function by given data is the main objective of KANs with applications in identifying relevant features, revealing modular structures, and discovering symbolic formulas Liu et al. (2024a). Additionally, in deep learning, the training process of a network can be regarded as approximating the map between complex functional spaces, thus the accuracy of approximation directly indicates the capability of a network. Therefore, we start with experiments on approximation to show the capability of SincKAN and verify whether SincKAN is a competitive network. In this section, to have consistent results with KAN, we inherit the metric RMSE which is used in KAN.

Sinc numerical methods are recognized theoretically and empirically as a powerful tool when dealing with singularities. However, in machine learning instead of numerical methods, we argue that SincKAN can be implemented in general cases. To demonstrate that SincKAN is robust, we conducted a series of experiments on both smooth functions and singularity functions: in Table 1 the first four functions show the results of analytic functions including functions in which cubic splines interpolation is good at, and the last four functions show the results of functions with singularities which Sinc interpolation is good at. The details of the used functions can be found in Appendix A.

The results in Table 1 show that SincKAN achieves impressive performance on low-frequency functions (sin-low), high-frequency functions (sin-high), continuous but non-differentiable functions (multi-sqrt) and discontinuous functions (piece-wise). Furthermore, the last function (spectral-bias) is designed to evaluate the ability to address the prevalent phenomenon of spectral bias by Rahaman

Table 1: RMSE of functions for approximation

Function name	MLP	modified MLP	KAN	ChebyKAN	SincKAN (ours)
<i>sin-low</i>	$1.51e-2 \pm 2.01e-2$	$7.29e-4 \pm 2.98e-4$	$1.27e-3 \pm 3.13e-4$	$1.76e-3 \pm 3.19e-4$	$3.55e-4 \pm 3.08e-4$
<i>sin-high</i>	$7.07e-1 \pm 6.44e-8$	$7.07e-1 \pm 1.15e-5$	$7.06e-1 \pm 1.36e-3$	$5.70e-2 \pm 5.99e-3$	$3.94e-2 \pm 5.36e-3$
<i>bl</i>	$7.59e-4 \pm 1.13e-3$	$5.73e-4 \pm 4.06e-4$	$2.54e-4 \pm 7.99e-5$	$1.81e-3 \pm 6.98e-4$	$4.76e-5 \pm 4.25e-5$
<i>double exponential</i>	$1.95e-3 \pm 8.17e-4$	$7.77e-5 \pm 4.03e-5$	$2.15e-4 \pm 1.52e-4$	$3.11e-3 \pm 2.16e-3$	$7.06e-5 \pm 1.09e-5$
<i>sqrt</i>	$3.06e-3 \pm 9.34e-4$	$4.46e-5 \pm 5.51e-5$	$4.79e-4 \pm 1.23e-4$	$3.69e-3 \pm 1.27e-3$	$3.24e-4 \pm 1.31e-4$
<i>multi-sqrt</i>	$2.06e-3 \pm 1.16e-3$	$4.59e-4 \pm 4.86e-4$	$3.61e-4 \pm 8.67e-5$	$2.34e-3 \pm 1.17e-3$	$2.14e-4 \pm 2.49e-4$
<i>piece-wise</i>	$2.01e-2 \pm 5.16e-3$	$3.76e-2 \pm 1.83e-2$	$5.84e-2 \pm 1.03e-2$	$7.28e-3 \pm 9.59e-4$	$2.14e-3 \pm 7.76e-4$
<i>spectral-bias</i>	$4.18e-3 \pm 1.18e-3$	$1.59e-3 \pm 2.39e-4$	$4.73e-2 \pm 9.94e-3$	$5.60e-3 \pm 2.56e-4$	$1.48e-3 \pm 1.82e-4$

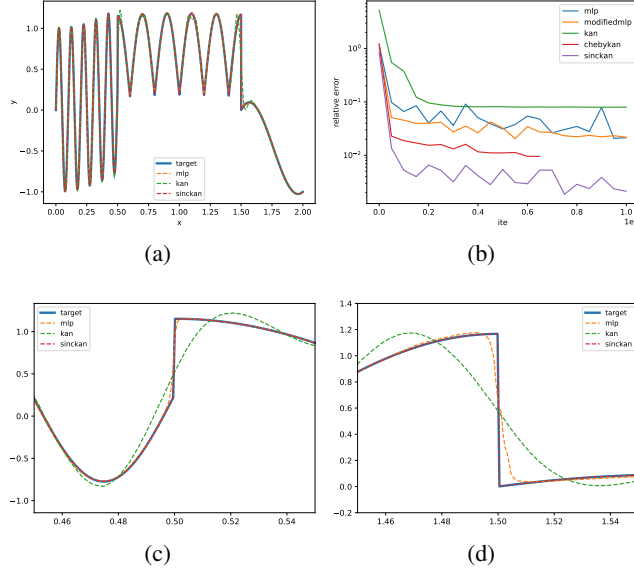


Figure 2: Fig. 2(a) depicts the function of 'piece-wise' in Table 1 and compares the performance of SincKAN with MLP and KAN. Fig. 2(b) demonstrate the convergence of relative error for all networks, note that although the ChebyKAN we used is the modified ChebyKAN, its training is still unstable. Herein, the results of ChebyKAN in this paper are always the last valid error. Fig. 2(c) and Fig. 2(d) demonstrate the singularities in detail and show that the SincKAN can approximate the singularities well while MLP and KAN have obvious differences.

et al. (2019), and the corresponding result in Table 1 indicates that SincKAN maximally alleviates the spectral bias. Additionally, we also evaluate every network on the finer grid to test their generalization, we put the results on Appendix E. The comparison of cost is in Appendix G. Furthermore, as an important aspect of understanding SincKANs, we plot some interior ϕ in Appendix D.

3.1.1 SELECTING H

Utilizing a set of $\{h_i\}$ instead of a single step size h is a novel approach that we developed specifically for SincKANs. To evaluate the effectiveness of this approach, in this section, we design a comprehensive experiment. Suppose $h_{min} = \min\{h_i\}$, $h_{max} = \max\{h_i\}$, based on the discussion of Section 2.3, the ideal case is the optimal $h^* = \sqrt{\pi d^* / \beta^* N} \in (h_{min}, h_{max})$. In the experiments, we provide two types of the set:

1. inverse decay $\{h_i\}_{i=1}^M$: $h_i = 1/ih_0$,
2. exponential decay $\{h_i\}_{i=1}^M$: $h_i = 1/h_0^i$.

Thus the hyperparameters of the set $\{h_i\}$ are the base number h_0 and the number of the set M .

We train SincKAN on *sin-low* and *sin-high* functions with $M = 1, 6, 12, 24$ for inverse decay and $M = 1, 2, 3$ for exponential decay and $h_0 = 2.0, \pi, 6.0, 10.0$. Besides, the number of discretized points N_{points} and the degree N_{degree} ($N_{degree} = 2N + 1$, where N is the notation in Eq. (14)) also influence the performance of SincKAN for different $\{h_i\}_{i=1}^M$, we empirically set $N_{degree} = 100$, and $N_{points} = 5000$ in this experiment.

The results are illustrated in Fig. 3 for inverse decay and Fig. 8 for exponential decay, and the details including the corresponding error bars are shown in Appendix I. For *sin-low* function, the best RMSE $1.49e-4 \pm 8.74e-5$ is observed with $h_0 = 10.0$ and $M = 1$; for *sin-high* function, the best RMSE $4.60e-3 \pm 3.70e-4$ is observed in inverse decay with $h_0 = 10.0$ and $M = 24$.

The experiments use two divergent Fourier spectra (4π , and 400π), and get extremely different optimal hyperparameters M . The results conclude that: to obtain an accurate result, one can use small M with large h_0 for a low-frequency function and can use large M with large h_0 for a high-frequency function. Although the experiments show that the SincKAN is sensitive to the approximated function, the RMSE is accurate enough for both *sin-low* and *sin-high* in inverse decay with $M = 6$ and $h_0 = 10.0$.

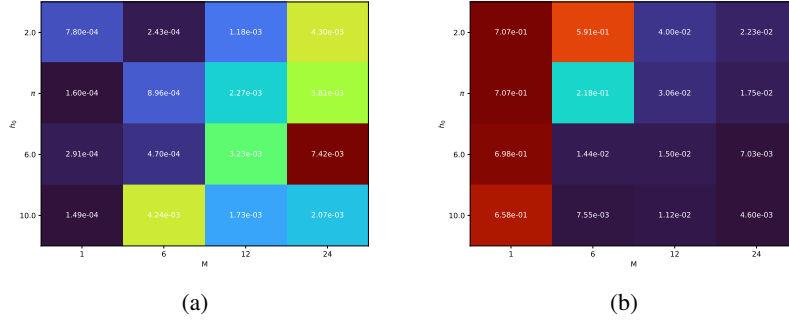


Figure 3: Fig. 3(a) shows the inverse decay approach on *sin-low* function; Fig. 3(b) shows the inverse decay approach on *sin-high* function.

3.1.2 RELATIONSHIP BETWEEN DEGREE AND SIZE OF DATA

In Sinc numerical methods, the number of the sampled points is equal to the degree because each degree requires a corresponding value $f(jh)$ at the point jh i.e. $N_{degree} = N_{points}$. However, in SincKAN, $N_{degree} = N_{points}$ is impractical, and it is also not necessary because Sinc numerical methods can be regarded as a single-layer representation while our SincKAN is a multi-layer representation where the multi-layer representation has an exponentially increasing capability with depth Yarotsky (2017). To explore the relationship between degree and size of data, we train our SincKAN with different N_{degree} and N_{points} . The results are shown in Appendix H and reveal that it is unnecessary to maintain $N_{degree} = N_{points}$ in SincKANs.

3.2 LEARNING FOR PIKANS

Solving PDEs is the main part of scientific computing, and PINNs are the representative framework for solving PDEs by neural networks. In this section, we solve a series of challenging PDEs to show the performance of SincKAN. At first, we select several classical PDEs to verify the robustness of SincKAN, the results are shown in Table 2, and the details of the PDEs can be found in Appendix B.

3.2.1 BOUNDARY LAYER PROBLEM

To intuitively show the performance of SincKAN compared with other networks, we conducted additional experiments on the boundary layer problem:

$$u_{xx}/\epsilon + u_x = 0, x \in [0, 1] \quad (15)$$

Table 2: Relative L2 error for chosen PDE problems

Experiments	MLP	modified MLP	KAN	ChebyKAN	SincKAN (ours)
<i>perturbed</i>	$2.89e-2 \pm 3.09e-2$	$6.30e-1 \pm 1.14e-1$	$4.48e-3 \pm 4.20e-3$	$6.73e-1 \pm 1.02e-1$	$1.88e-3 \pm 8.55e-4$
<i>nonlinear</i>	$3.92e-1 \pm 2.36e-5$	$1.56e-2 \pm 2.10e-2$	$6.15e-4 \pm 7.96e-4$	$7.78e-1 \pm 2.67e-2$	$1.77e-3 \pm 1.06e-3$
<i>bl-2d</i>	$2.38e-1 \pm 6.22e-2$	$5.34e-2 \pm 1.91e-2$	$1.19e-2 \pm 4.22e-3$	$5.97e-2 \pm 3.83e-2$	$2.31e-3 \pm 7.10e-4$
<i>ns-tg-u</i>	$8.14e-5 \pm 1.96e-6$	$2.14e-5 \pm 2.67e-6$	$3.21e-4 \pm 2.02e-5$	$6.43e-2 \pm 2.70e-2$	$6.51e-4 \pm 7.03e-5$
<i>ns-tg-v</i>	$8.30e-5 \pm 2.47e-6$	$1.91e-5 \pm 1.63e-6$	$4.04e-4 \pm 1.25e-4$	$5.86e-2 \pm 4.15e-2$	$1.34e-3 \pm 4.38e-4$

with the exact solution $u(x) = \exp(-\epsilon x)$. As ϵ increases, the width of the boundary layer (left) decreases, and the complexity of learning increases. The results shown in Table 3 and Fig. 4 reveal that SincKANs can handle the boundary layer effectively, while other networks struggle when ϵ is large.

Table 3: Relative L2 error for different ϵ in Eq. (15)

ϵ	MLP	Modified MLP	KAN	ChebyKAN	SincKAN (ours)
1	$6.60e-5 \pm 1.91e-5$	$3.88e-6 \pm 7.22e-7$	$5.97e-6 \pm 5.24e-6$	$1.98e-6 \pm 4.51e-7$	$7.78e-5 \pm 1.14e-4$
10	$2.83e-4 \pm 4.22e-5$	$1.69e-4 \pm 6.85e-5$	$3.23e-5 \pm 1.81e-5$	$4.45e-6 \pm 4.01e-7$	$1.14e-4 \pm 1.64e-4$
100	$1.29e-3 \pm 3.24e-4$	$6.25e-4 \pm 2.27e-4$	$1.25e-2 \pm 2.62e-3$	$5.27e-4 \pm 6.55e-4$	$1.68e-4 \pm 6.16e-5$
1000	9.87 ± 8.70	$1.53e-1 \pm 5.59e-2$	11.3 ± 8.79	10.9 ± 7.18	$5.48e-3 \pm 3.45e-3$

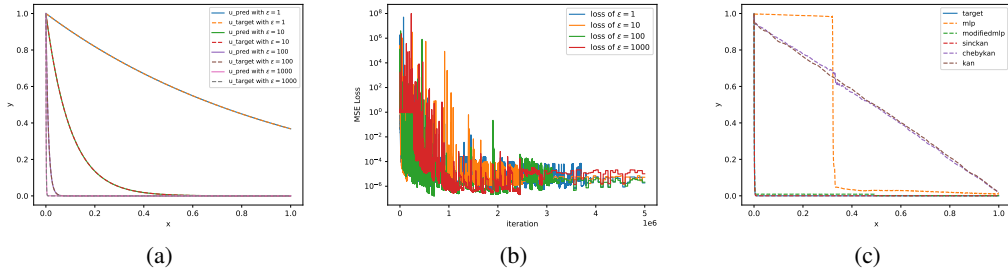


Figure 4: Demonstration of boundary layer problems, Fig. 4(a) depicts the exact solution of Eq. (15) with different ϵ and the corresponding predicted solution by SincKAN, states that SincKAN can solve Eq. (15) properly even with an extremely narrow boundary layer. Fig. 4(b) depicts the convergence of the training loss function of SincKAN with different ϵ . Fig. 4(c) demonstrates the results of different networks when solving Eq. (15) with $\epsilon = 1000$ and reveals that the derivative of the boundary layer is so large that other networks cannot approximate the boundary layer well.

3.2.2 ABLATION STUDY

Compared with Sinc numerical methods, SincKANs have a normalized transformation; compared to KANs, SincKANs have a skip connection with linear functions. However, the Sinc numerical methods also have some choices of coordinate transformations and KANs also have a skip connection with SiLU functions. In this section, we conduct an ablation study on SincKANs with non-normalized transformation and the SiLU skip connection to verify the effect of the two proposed modules. This experiment uses Burger’s equation Eq. (28) and time-dependent nonlinear equation Appendix B.5. Table 4 shows the results of the ablation study where $\psi(x) = \log(\frac{x-a}{b-x})$, $\gamma(x) = \tanh(x)$, $\text{Linear}(x) = w_1x + w_2 + \phi(x)$, and $\text{SiLU}(x) = w_b\text{silu}(x) + w_s\phi(x)$. The non-normalized transformation performs poorly, even compared to the cases without transformations. Although the linear skip connection is not the best for both equations, it is the most stable approach for SincKANs.

Table 4: Relative L2 error for ablation study

ψ	γ	Linear	SiLU	T-nonlinear	Burgers' equation
✗	✗	✗	✗	$9.20e-4 \pm 4.31e-4$	$1.57e-2 \pm 4.31e-3$
✗	✓	✗	✗	$5.80e-4 \pm 1.89e-4$	$6.21e-4 \pm 1.96e-4$
✗	✓	✓	✗	$2.44e-4 \pm 6.08e-5$	$3.12e-3 \pm 2.48e-3$
✗	✓	✗	✓	$1.60e-4 \pm 3.17e-5$	$8.90e-3 \pm 6.76e-3$
✓	✗	✓	✗	$1.11e-2 \pm 1.17e-3$	$7.36e-2 \pm 2.02e-2$
✓	✗	✗	✓	$1.30e-2 \pm 4.00e-4$	$1.12e-1 \pm 6.80e-3$

4 CONCLUSION

In this paper, we propose a novel network called Sinc Kolmogorov-Arnold Networks (SincKANs). Inspired by KANs, SincKANs leverage the Sinc functions to interpolate the activation function and successfully inherit the capability of handling singularities. To set the optimal h , we propose the multi- h interpolation, and the corresponding experiments indicate that this novel approach is the main reason for SincKANs' superior ability in approximating complex smooth functions; to choose a proper coordinate transformation for machine learning, we propose the normalized transformation which prevents slow convergence.; to satisfy the decay condition, we introduce the skip-connection with learnable linear functions. After tackling the aforementioned challenges, SincKANs become a competitive network that can replace the current networks used for PINNs.

We begin with training on approximation problems to demonstrate the capability of SincKANs. The results reveal that SincKANs excel in most experiments with other networks. However, directly approximating the target function is an impractical objective for almost all machine learning tasks. After verifying the capability, we turn to solving PDEs in the PINNs framework. Although the SincKANs achieve impressive performance in approximation tasks for solving all chosen PDEs, SincKANs merely have the best accuracy on boundary layer problems, due to the oscillations caused by the inaccuracy of derivatives.

Limitations Approximating derivative by Sinc numerical methods is always inaccurate in the neighborhood of the Sinc end-points. To address this problem, Stenger (2009) suggested using Lagrange polynomial to approximate the derivative instead of straightforwardly calculating the derivative of Sinc polynomials, Wu et al. (2006) used several discrete functions to replace the derivative of Sinc polynomials, etc. Unfortunately, to the best of our knowledge, there isn't an approach that can be implemented in our SincKAN when we demand the derivatives of SincKAN in PIKANs. Herein, to alleviate the inaccuracy, we choose small h_0 , small M , and small N so that SincKAN can solve PDEs, otherwise, the solution will have oscillations (see Appendix J). Such kind of setting limits the capability of SincKAN and we argue that this is the main reason that SincKAN can obtain good results but not the best results for some cases. Furthermore, the inaccuracy limits SincKAN in solving high-order problems such as Korteweg-De Vries equations, and Kuramoto-Sivashinsky equations.

Future As the accuracy of approximating the derivative decreases with the order of derivative increases if the PDE merely requires the first derivatives, then the SincKANs will release the limitation to have larger enough h_0 , M , and N and improve the performance. In literature, to avoid calculating the high-order derivatives, MIM Lyu et al. (2022); Li et al. (2024) is proposed to use the mixed residual method which transforms a high-order PDE into a first-order PDE system. SincKANs can implement this approach to calculate several first-order derivatives instead of the high-order derivatives so that SincKANs can have accurate estimations for the residual loss. Furthermore, replacing the automatic differentiation Cen & Zou (2024); Yu et al. (2024) by other operators is also an expected research.

ACKNOWLEDGMENTS

T. Yu is supported by China Scholarship Council No. 202308090008. J. Yang is supported by the National Natural Science Foundation of China (NSFC) Grant No. 12271240, the NSFC/Hong

Kong RGC Joint Research Scheme (NSFC/RGC 11961160718), and the Shenzhen Natural Science Fund (No. RCJC20210609103819018). We thank Vladimir Fanakov for fruitful discussion and constructive suggestions.

REFERENCES

- K Abdella, X Yu, and I Kucuk. Application of the sinc method to a dynamic elasto-plastic problem. *Journal of Computational and Applied Mathematics*, 223(2):626–645, 2009.
- Kenzu Abdella. Solving differential equations using sinc-collocation methods with derivative interpolations. *Journal of Computational Methods in Sciences and Engineering*, 15(3):305–315, 2015.
- Alireza Afzal Aghaei. fkan: Fractional Kolmogorov-Arnold networks with trainable jacobi basis functions. *arXiv preprint arXiv:2406.07456*, 2024a.
- Alireza Afzal Aghaei. rkan: Rational Kolmogorov-Arnold networks. *arXiv preprint arXiv:2406.14495*, 2024b.
- Vladimir Igorevich Arnol’d. On the representation of continuous functions of three variables by superpositions of continuous functions of two variables. *Matematicheskii Sbornik*, 90(1):3–74, 1959.
- Zavareh Bozorgasl and Hao Chen. Wav-kan: Wavelet Kolmogorov-Arnold networks. *arXiv e-prints*, pp. arXiv–2405, 2024.
- James Bradbury, Roy Frostig, Peter Hawkins, Matthew James Johnson, Chris Leary, Dougal Maclaurin, George Necula, Adam Paszke, Jake VanderPlas, Skye Wanderman-Milne, and Qiao Zhang. JAX: composable transformations of Python+NumPy programs, 2018. URL <http://github.com/google/jax>.
- Jianhuan Cen and Qingsong Zou. Deep finite volume method for partial differential equations. *Journal of Computational Physics*, pp. 113307, 2024.
- Tobin A Driscoll, Nicholas Hale, and Lloyd N Trefethen. Chebfun guide, 2014.
- Vladimir Fanakov, Tianchi Yu, Alexander Rudikov, and Ivan Oseledets. Astral: training physics-informed neural networks with error majorants. *arXiv preprint arXiv:2406.02645*, 2024.
- Zhiwei Fang and Justin Zhan. A physics-informed neural network framework for PDEs on 3D surfaces: Time independent problems. *IEEE Access*, 8:26328–26335, 2019.
- Jiequn Han, Arnulf Jentzen, and Weinan E. Solving high-dimensional partial differential equations using deep learning. *Proceedings of the National Academy of Sciences*, 115(34):8505–8510, 2018.
- Amanda A Howard, Bruno Jacob, Sarah H Murphy, Alexander Heinlein, and Panos Stinis. Finite basis Kolmogorov-Arnold networks: domain decomposition for data-driven and physics-informed problems. *arXiv preprint arXiv:2406.19662*, 2024.
- Boris Igel'nik and Neel Parikh. Kolmogorov’s spline network. *IEEE transactions on neural networks*, 14(4):725–733, 2003.
- Sergey Ioffe. Batch normalization: Accelerating deep network training by reducing internal covariate shift. *arXiv preprint arXiv:1502.03167*, 2015.
- Henry Jin, Marios Mattheakis, and Pavlos Protopapas. Physics-informed neural networks for quantum eigenvalue problems. In *2022 International Joint Conference on Neural Networks (IJCNN)*, pp. 1–8. IEEE, 2022.
- Xiaowei Jin, Shengze Cai, Hui Li, and George Em Karniadakis. NSFnets (Navier-Stokes flow nets): Physics-informed neural networks for the incompressible Navier-Stokes equations. *Journal of Computational Physics*, 426:109951, 2021.

-
- George Em Karniadakis, Ioannis G Kevrekidis, Lu Lu, Paris Perdikaris, Sifan Wang, and Liu Yang. Physics-informed machine learning. *Nature Reviews Physics*, 3(6):422–440, 2021.
- Ali Kashefi and Tapan Mukerji. Physics-informed pointnet: A deep learning solver for steady-state incompressible flows and thermal fields on multiple sets of irregular geometries. *Journal of Computational Physics*, 468:111510, 2022.
- Diederik P Kingma and Jimmy Ba. Adam: A method for stochastic optimization. *arXiv preprint arXiv:1412.6980*, 2014.
- Andreĭ Nikolaevich Kolmogorov. *On the representation of continuous functions of several variables by superpositions of continuous functions of a smaller number of variables*. American Mathematical Society, 1961.
- Isaac E Lagaris, Aristidis Likas, and Dimitrios I Fotiadis. Artificial neural networks for solving ordinary and partial differential equations. *IEEE transactions on neural networks*, 9(5):987–1000, 1998.
- Lingfeng Li, Xue-Cheng Tai, Jiang Yang, and Quanhui Zhu. A priori error estimate of deep mixed residual method for elliptic pdes. *Journal of Scientific Computing*, 98(2):44, 2024.
- A Lippke. Analytical solutions and sinc function approximations in thermal conduction with nonlinear heat generation. *ASME J. Heat Transf.*, 113:5–11, 1991.
- Ziming Liu, Pingchuan Ma, Yixuan Wang, Wojciech Matusik, and Max Tegmark. Kan 2.0: Kolmogorov-Arnold networks meet science. *arXiv preprint arXiv:2408.10205*, 2024a.
- Ziming Liu, Yixuan Wang, Sachin Vaidya, Fabian Ruehle, James Halverson, Marin Soljačić, Thomas Y Hou, and Max Tegmark. Kan: Kolmogorov-Arnold networks. *arXiv preprint arXiv:2404.19756*, 2024b.
- Liyao Lyu, Zhen Zhang, Minxin Chen, and Jingrun Chen. Mim: A deep mixed residual method for solving high-order partial differential equations. *Journal of Computational Physics*, 452:110930, 2022.
- Adel AK Mohsen. Accurate function sinc interpolation and derivative estimations over finite intervals. *Journal of Computational and Applied Mathematics*, 324:216–224, 2017.
- Rahul Nellikkath and Spyros Chatzivasileiadis. Physics-informed neural networks for ac optimal power flow. *Electric Power Systems Research*, 212:108412, 2022.
- Nasim Rahaman, Aristide Baratin, Devansh Arpit, Felix Draxler, Min Lin, Fred Hamprecht, Yoshua Bengio, and Aaron Courville. On the spectral bias of neural networks. In *International conference on machine learning*, pp. 5301–5310. PMLR, 2019.
- Maziar Raissi, Paris Perdikaris, and George E Karniadakis. Physics-informed neural networks: A deep learning framework for solving forward and inverse problems involving nonlinear partial differential equations. *Journal of Computational physics*, 378:686–707, 2019.
- Maziar Raissi, Alireza Yazdani, and George Em Karniadakis. Hidden fluid mechanics: Learning velocity and pressure fields from flow visualizations. *Science*, 367(6481):1026–1030, 2020.
- Mark Richardson and Lloyd N Trefethen. A sinc function analogue of chebfun. *SIAM Journal on Scientific Computing*, 33(5):2519–2535, 2011.
- Spyros Rigas, Michalis Papachristou, Theofilos Papadopoulos, Fotios Anagnostopoulos, and Georgios Alexandridis. Adaptive training of grid-dependent physics-informed Kolmogorov-Arnold networks. *arXiv preprint arXiv:2407.17611*, 2024.
- Seyd Teymoor Seydi. Exploring the potential of polynomial basis functions in Kolmogorov-Arnold networks: A comparative study of different groups of polynomials. *arXiv preprint arXiv:2406.02583*, 2024a.
- Seyd Teymoor Seydi. Unveiling the power of wavelets: A wavelet-based Kolmogorov-Arnold network for hyperspectral image classification. *arXiv preprint arXiv:2406.07869*, 2024b.

-
- Khemraj Shukla, Juan Diego Toscano, Zhicheng Wang, Zongren Zou, and George Em Karniadakis. A comprehensive and fair comparison between mlp and kan representations for differential equations and operator networks. *arXiv preprint arXiv:2406.02917*, 2024.
- Lukasz Sliwinski and Georgios Rigas. Mean flow reconstruction of unsteady flows using physics-informed neural networks. *Data-Centric Engineering*, 4:e4, 2023.
- Sidharth SS. Chebyshev polynomial-based Kolmogorov-Arnold networks: An efficient architecture for nonlinear function approximation. *arXiv preprint arXiv:2405.07200*, 2024.
- Frank Stenger. Summary of sinc numerical methods. *Journal of Computational and Applied Mathematics*, 121(1-2):379–420, 2000.
- Frank Stenger. Polynomial function and derivative approximation of sinc data. *Journal of Complexity*, 25(3):292–302, 2009.
- Frank Stenger. *Numerical methods based on sinc and analytic functions*, volume 20. Springer Science & Business Media, 2012.
- Frank Stenger. *Handbook of Sinc numerical methods*. CRC Press, 2016.
- Masaaki Sugihara and Takayasu Matsuo. Recent developments of the sinc numerical methods. *Journal of computational and applied mathematics*, 164:673–689, 2004.
- Lloyd N Trefethen. *Spectral methods in MATLAB*. SIAM, 2000.
- Sifan Wang, Yujun Teng, and Paris Perdikaris. Understanding and mitigating gradient flow pathologies in physics-informed neural networks. *SIAM Journal on Scientific Computing*, 43(5):A3055–A3081, 2021.
- Sifan Wang, Xinling Yu, and Paris Perdikaris. When and why PINNs fail to train: A neural tangent kernel perspective. *Journal of Computational Physics*, 449:110768, 2022.
- Yizheng Wang, Jia Sun, Jinshuai Bai, Cosmin Anitescu, Mohammad Sadegh Eshaghi, Xiaoying Zhuang, Timon Rabczuk, and Yinghua Liu. Kolmogorov Arnold informed neural network: A physics-informed deep learning framework for solving pdes based on Kolmogorov Arnold networks. *arXiv preprint arXiv:2406.11045*, 2024.
- Stephan Wojtowytsch and E Weinan. Can shallow neural networks beat the curse of dimensionality? a mean field training perspective. *IEEE Transactions on Artificial Intelligence*, 1(2):121–129, 2020.
- Xionghua Wu, Wenbin Kong, and Chen Li. Sinc collocation method with boundary treatment for two-point boundary value problems. *Journal of computational and applied mathematics*, 196(1): 229–240, 2006.
- Jinfeng Xu, Zheyu Chen, Jinze Li, Shuo Yang, Wei Wang, Xiping Hu, and Edith C-H Ngai. Fourierkan-gcf: Fourier Kolmogorov-Arnold network—an effective and efficient feature transformation for graph collaborative filtering. *arXiv preprint arXiv:2406.01034*, 2024.
- Zhi-Qin John Xu, Yaoyu Zhang, Tao Luo, Yanyang Xiao, and Zheng Ma. Frequency principle: Fourier analysis sheds light on deep neural networks. *arXiv preprint arXiv:1901.06523*, 2019.
- Jiachen Yao, Chang Su, Zhongkai Hao, Songming Liu, Hang Su, and Jun Zhu. Multiadam: Parameter-wise scale-invariant optimizer for multiscale training of physics-informed neural networks. In *International Conference on Machine Learning*, pp. 39702–39721. PMLR, 2023.
- Dmitry Yarotsky. Error bounds for approximations with deep relu networks. *Neural networks*, 94: 103–114, 2017.
- Alireza Yazdani, Lu Lu, Maziar Raissi, and George Em Karniadakis. Systems biology informed deep learning for inferring parameters and hidden dynamics. *PLoS computational biology*, 16(11):e1007575, 2020.
- Tianchi Yu, Yiming Qi, Ivan Oseledets, and Shiyi Chen. Fourier spectral physics informed neural network: An efficient and low-memory pinn. *arXiv preprint arXiv:2408.16414*, 2024.

A EXPLICIT EXPRESSION OF FUNCTIONS

The following functions are used in Table 1.

1. *sin-low*

$$f(x) = \sin(4\pi x), \quad x \in [-1, 1] \quad (16)$$

2. *sin-high*

$$f(x) = \sin(400\pi x), \quad x \in [-1, 1] \quad (17)$$

3. *bl*

$$f(x) = e^{-100x}, \quad x \in [0, 1] \quad (18)$$

4. *sqrt*

$$f(x) = \sqrt{x}, \quad x \in [0, 1] \quad (19)$$

5. *double-exponential*

$$f(x) = \frac{x(1-x)e^{-x}}{(1/2)^2 + (x-1/2)^2}, \quad x \in [0, 1] \quad (20)$$

6. *multi-sqrt*

$$f(x) = x^{1/2}(1-x)^{3/4}, \quad x \in [0, 1] \quad (21)$$

7. *piece-wise*

$$f(x) = \begin{cases} \sin(20\pi x) + x^2, & x \in [0, 0.5] \\ 0.5xe^{-x} + |\sin(5\pi x)|, & x \in [0.5, 1.5] \\ \log(x-1)/\log(2) - \cos(2\pi x), & x \in [1.5, 2] \end{cases} \quad (22)$$

8. *spectral-bias*

$$f(x) = \begin{cases} \sum_{k=1}^4 \sin(kx) + 5, & x \in [-1, 0] \\ \cos(10x), & x \in [0, 1] \end{cases} \quad (23)$$

B DETAILS OF PDES

B.1 1D PROBLEMS

B.2 PERTURBED BOUNDARY VALUE PROBLEM

We consider the singularly perturbed second-order boundary value problem (*perturbed* in Table 2):

$$\epsilon u_{xx} - u_x = f(x), \quad x \in [-1, 1]. \quad (24)$$

In specific cases, the problem has exact solutions, in this paper, we choose $f(x) = -1$, and the exact solution is

$$u(x) = 1 + x + \frac{e^{\frac{x}{\epsilon}} - 1}{e^{\frac{1}{\epsilon}} - 1}, \quad (25)$$

where $\epsilon = 0.01$ in our experiments.

B.3 NONLINEAR PROBLEM

We consider the nonlinear boundary value problem (*nonlinear* in Table 2):

$$\begin{aligned} -u_{xx} + \frac{u_x}{x} + \frac{u}{x^2} &= \frac{(-41x^2 + 34x - 1)\sqrt{x}}{4} - 2x + \frac{1}{x^2}, \quad x \in [0, 1] \\ u(0) - 2u_x(0) &= 1, \\ 3u(1) + u_x(1) &= 9, \end{aligned} \quad (26)$$

with the exact solutions

$$u(x) = x^{5/2}(1-x)^2 + x^3 + 1. \quad (27)$$

B.4 BURGERS

We consider the Burgers' equation (**Burgers' equation** in Table 4):

$$\frac{\partial u}{\partial t} + u \frac{\partial u}{\partial x} - \nu \frac{\partial^2 u}{\partial x^2} = 0, \quad x \in [-1, 1], t \in [0, 0.1]. \quad (28)$$

with Dirichlet boundary condition, and the exact solution is

$$u = \frac{a}{2} - \frac{a \tanh\left(\frac{a(x-at/2)}{4\nu}\right)}{2}, \quad (29)$$

where $a = 0.5, \nu = 0.01$ in our experiments.

B.5 T-NONLINEAR PROBLEM

We consider the time-dependent nonlinear problem (**T-nonlinear** in Table 4):

$$\begin{aligned} u_t &= \frac{x+2}{t+1} u_x, \quad x \in [-1, 1], t \in [0, 0.1]. \\ u(x, 0) &= \cos(x+2), \\ u(1, t) &= \cos(3(t+1)), \end{aligned} \quad (30)$$

with the exact solution:

$$u(x, t) = \cos((t+1)(x+2)). \quad (31)$$

B.6 CONVECTION-DIFFUSION

We consider the 1-D convection-diffusion equation with periodic boundary conditions (used in Appendix J):

$$\begin{aligned} u_t + au_x - \epsilon u_{xx} &= 0, \quad x \in [-1, 1], t \in [0, 0.1], \\ u(x, 0) &= \sum_{k=0}^5 \sin(k\pi x), \end{aligned} \quad (32)$$

with the analytic solution

$$u(x, t) = \sum_{k=0}^5 \sin(k\pi x - ka\pi t) e^{-\epsilon k^2 \pi^2 t}, \quad (33)$$

where $\epsilon = 0.01$, and $a = 0.1$ in our experiments.

B.7 2D PROBLEMS

B.7.1 BOUNDARY LAYER

We consider the 2-D boundary layer problem (*bl-2d* in Table 2):

$$u_{xx}/\alpha_1 + u_x + u_{yy}/\alpha_2 + u_y = 0, \quad (34)$$

with the exact solution

$$u(x, y) = \exp(-\alpha_1 x) + \exp(-\alpha_2 y), \quad (35)$$

where $\alpha_1 = \alpha_2 = 100$ in our experiments.

B.7.2 NAVIER STOKES EQUATIONS

We consider the Taylor–Green vortex (*ns-tg-u* and *ns-tg-v* in Table 2):

$$\begin{aligned} \nabla \cdot \mathbf{u} &= 0, \quad t \in [0, T], \mathbf{x} \in \Omega, \\ \partial_t \mathbf{u} + \mathbf{u} \cdot \nabla \mathbf{u} &= -\nabla p + \nu \Delta \mathbf{u}, \quad t \in [0, T], \mathbf{x} \in \Omega, \end{aligned} \quad (36)$$

where $\mathbf{u} = (u, v)$, with the exact solution

$$\begin{aligned} u &= -\cos(x) \sin(y) \exp(-2\nu t) \\ v &= \sin(x) \cos(y) \exp(-2\nu t) \\ p &= -(\cos(2x) + \sin(2y)) \exp(-4\nu t)/4 \end{aligned} \quad (37)$$

with $T = 1, \nu = 1/400$ in our experiments. After dimensionless, $\mathbf{x} \in [0, 1]^2$.

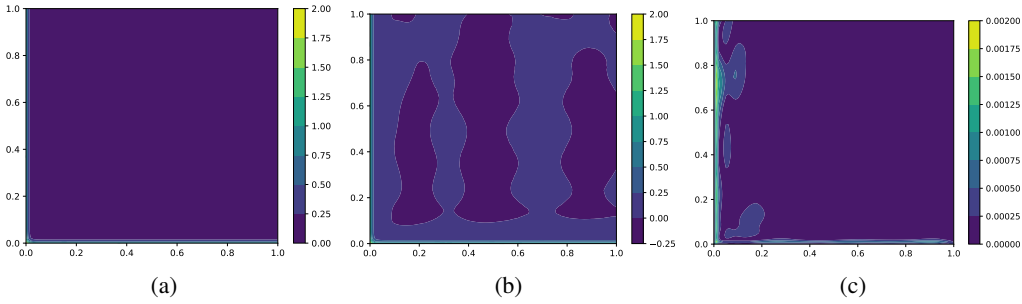


Figure 5: Fig. 5(a) depicts the exact solution of Eq. (34), Fig. 5(b) shows the solution predicted by SincKAN, Fig. 5(c) shows the absolute error between the predicted solution and the exact solution, exhibits that the error mainly comes from the boundary layer.

C EXPERIMENT DETAILS

Totally, in our experiments, the Adam Kingma & Ba (2014) optimizer is used with the exponential decay learning rate. The MLP and modified MLP are equipped with the tanh activations and Xavier initialization inherited from Raissi et al. (2019).

C.1 APPROXIMATION

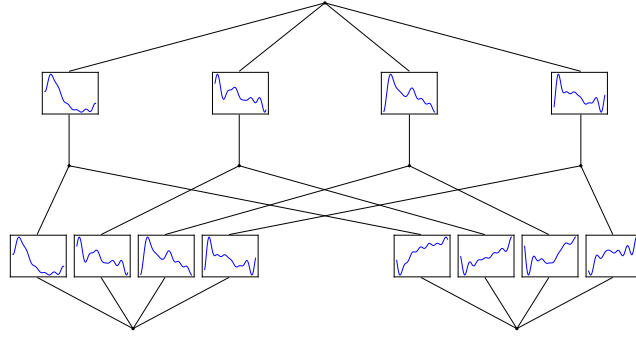
The hyperparameters of used networks are shown in Table 6.

- For the 1-D problem, we generate the training dataset by uniformly discretizing the input interval to 5000 points and train the network with 3000 points randomly sampled from the training dataset for each iteration. In total, We train every network with 10^5 iterations. Additionally, to evaluate the generalization, we generate the testing (fine) dataset by uniformly discretizing the input interval to 10000 points.

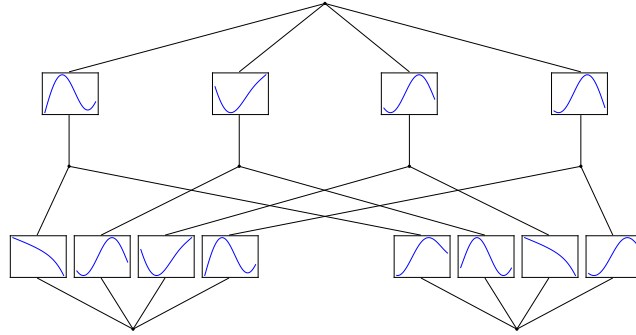
C.2 PIKANS

The hyperparameters of used networks are shown in Table 7.

- For time-independent 1-D problems, we generate the training dataset by uniformly discretizing the input interval to 1000 points, then train the network with 500 points randomly sampled from the training dataset for each iteration. In total, We train every network with 1.5×10^6 iterations.
- For time-dependent 1-D problems, we generate the training dataset by uniformly discretizing the spatial dimension to 1000 points and the temporal dimension to 11 points, then train the network with 5000 points randomly sampled from the training dataset for each iteration. In total, We train every network with 1.5×10^6 iterations.
- For time-independent 2-D problems, we generate the training dataset by uniformly discretizing every dimension to 100 points, then train the network with 5000 points randomly sampled from the training dataset for each iteration. In total, We train every network with 1.5×10^6 iterations.
- For time-dependent 2-D problems, we generate the training dataset by uniformly discretizing every spatial dimension to 100 points and the temporal dimension to 11 points, then train the network with 50000 points randomly sampled from the training dataset for each iteration. In total, We train every network with 1.5×10^6 iterations.



(a) Eq. (34) for approximation



(b) Eq. (34) for PIKANs

Figure 6: Fig. 6(a) used high M so the interpolated ϕ has oscillations while Fig. 6(b) uses low M so the ϕ is more smooth

D INTERIOR APPROXIMATION OF SINCKAN

E APPROXIMATION ON FINE GRIDS

As we discussed in Appendix C, we additionally evaluate every network on fine grids. And due to the oscillations discussed in Appendix J, Table 5 reveals the weak generalization of SincKANs demands further research, although the applications of approximating a function don't strongly require this capability.

Table 5: RMSE evaluated on fine grids

Function name	MLP	modified MLP	KAN	ChebyKAN	SincKAN (ours)
<i>sin-low</i>	$1.51e-2 \pm 2.01e-2$	$7.29e-4 \pm 2.97e-4$	$1.27e-3 \pm 3.04e-4$	$1.76e-3 \pm 3.19e-4$	$4.46e-4 \pm 2.79e-4$
<i>sin-high</i>	$7.07e-1 \pm 4.21e-8$	$7.07e-1 \pm 1.31e-5$	$7.06e-1 \pm 1.29e-3$	$5.70e-2 \pm 5.99e-3$	$4.15e-2 \pm 4.53e-3$
<i>bl</i>	$7.63e-4 \pm 1.13e-3$	$5.72e-4 \pm 4.01e-4$	$2.62e-4 \pm 7.89e-5$	$1.81e-3 \pm 6.98e-4$	$2.28e-4 \pm 1.16e-4$
<i>double exponential</i>	$1.95e-3 \pm 8.17e-4$	$7.76e-5 \pm 4.07e-5$	$2.18e-4 \pm 1.51e-4$	$3.11e-3 \pm 2.16e-3$	$7.06e-5 \pm 1.09e-5$
<i>sqrt</i>	$3.06e-3 \pm 9.34e-4$	$4.46e-5 \pm 5.51e-5$	$4.79e-4 \pm 1.23e-4$	$3.69e-3 \pm 1.27e-3$	$3.24e-4 \pm 1.31e-4$
<i>multi-sqrt</i>	$2.06e-3 \pm 1.16e-3$	$4.59e-4 \pm 4.86e-4$	$3.61e-4 \pm 8.67e-5$	$2.34e-3 \pm 1.17e-3$	$2.14e-4 \pm 2.49e-4$
<i>piece-wise</i>	$2.06e-2 \pm 5.57e-3$	$3.75e-2 \pm 1.81e-2$	$5.84e-2 \pm 1.03e-2$	$7.28e-3 \pm 9.59e-4$	$9.41e-3 \pm 2.14e-4$
<i>spectral-bias</i>	$2.48e-2 \pm 9.77e-3$	$1.88e-2 \pm 9.55e-4$	$4.79e-2 \pm 9.44e-3$	$2.18e-2 \pm 2.97e-4$	$2.21e-2 \pm 9.98e-5$

F DETAILS OF OTHER NETWORKS

F.1 MLP

Multilayer Perceptron (MLP) is the neural network consisting of fully connected neurons with a nonlinear activation function, and can be represented simply by:

$$\text{MLP}(x) = (W^{L-1} \circ \sigma \circ W^{L-2} \circ \sigma \circ \dots \circ W^1 \circ \sigma \circ W^0) \mathbf{x} \quad (38)$$

where $W^i(x) = W_i x + b_i$, $W_i \in \mathbb{R}^{m_i \times n_i}$ is a learnable matrix, $b_i \in \mathbb{R}^{m_i}$ is a learnable bias, σ is the chosen nonlinear activation function, and L is the depth of MLP.

F.2 MODIFIED MLP

Modified MLP is an upgraded network of MLP inspired by the transformer networks. It introduces two extra features and has a skip connection with them:

$$\begin{aligned} U &= \sigma(W^{L+1}\mathbf{x}), \quad V = \sigma(W^{L+2}\mathbf{x}), \quad H^1 = \sigma(W^0\mathbf{x}), \\ H^{i+1} &= (1 - \sigma(W^i H^i)) * U + \sigma(W^i H^i) * V, \quad i = 1, \dots, L, \\ \text{ModifiedMLP}(\mathbf{x}) &= W^{L+3} H^{L+1}, \end{aligned} \quad (39)$$

where $*$ is the element-wise multiplication.

F.3 KAN

Kolmogorov-Arnold Network (KAN) is a novel network proposed recently that aims to be more accurate and interpretable than MLP. The main difference is KAN's activation functions are learnable: suppose $\Phi = \{\phi_{p,q}\}$ is the matrix of univariable functions where $p = 1, 2, \dots, n_{in}$, $q = 1, 2, \dots, n_{out}$ and θ represents the trainable parameters. The KAN can be defined by:

$$\text{KAN}(\mathbf{x}) = (\Phi_{L-1} \circ \Phi_{L-2} \circ \dots \circ \Phi_1 \circ \Phi_0) \mathbf{x}, \quad \mathbf{x} \in \mathbb{R}^d, \quad (40)$$

where

$$\Phi_l(\mathbf{x}^{(l)}) = \left\{ \sum_{i=1}^{n_{in}^{(l)}} \phi_{j,i} \left(x_i^{(l)} \right) \right\}_{j=1}^{n_{out}^{(l)}}, \quad \forall l = 0, 1, \dots, L-1 \quad (41)$$

where $\mathbf{x} \in \mathbb{R}^{n_{in}^{(l)}}$, $\Phi_l(\mathbf{x}^{(l)}) \in \mathbb{R}^{n_{out}^{(l)}}$. To approximate every single activation function ϕ , KAN utilizes the summation of basis function and spline interpolation:

$$\phi(x) = w_b \text{silu}(x) + w_s \left(\sum_i c_i B_i(x) \right), \quad (42)$$

where c_i, w_s, w_b are learnable, and B_i is the spline.

F.4 CHEBYKAN

ChebyKAN utilizes the Chebyshev polynomials to construct the learnable activation function ϕ in KAN. And the modified ChebyKAN embeds the tanh activation function between every layer. Thus the ChebyKAN used in our experiments can be defined by:

$$\text{ChebyKAN}(\mathbf{x}) = (\Phi_{L-1} \circ \tanh \circ \Phi_{L-2} \circ \dots \circ \Phi_1 \circ \tanh \circ \Phi_0 \circ \tanh) \mathbf{x}, \quad \mathbf{x} \in \mathbb{R}^d, \quad (43)$$

where Φ has the same definition of Eq. (41) with different univariable function

$$\phi = \sum_i c_i T_i(x), \quad (44)$$

where T_i is the i th Chebyshev polynomial.

G COMPUTATIONAL COST

G.1 TRAINING

In Eq. (14), SincKAN has an additional summation on several h , so the trainable coefficients c are M times larger than KAN and ChebyKAN. However, the training time is not only dependent on the number of total parameters, thus, we demonstrate the cost of training for approximation in Table 6, and demonstrate the cost of training for PDEs in Table 7. In Table 6 and Table 7, we use 'depth \times width' to represent the size for MLP and modified MLP; 'width \times degree' to represent the size for KAN and ChebyKAN; and 'width \times degree $\times M$ ' to represent the size for SincKAN. Note that we train the network in two environments distinguished by two superscripts:

†: training on single NVIDIA A100-SXM4-80GB with CUDA version: 12.4.

‡: training on single NVIDIA A40-48GB with CUDA version: 12.4.

Table 6: Computational cost for approximation[†]

Network	Size	Training rate (iter/sec)	Referencing time (ms)	Parameters
MLP	10×100	9.89×10^2	1.62×10^1	81101
modified MLP	10×100	9.13×10^2	2.92×10^1	81501
KAN	8×8	1.15×10^3	1.01×10^2	160
ChebyKAN	40×40	1.29×10^3	3.11×10^1	3280
SincKAN	$8 \times 100 \times 6$	1.29×10^3	2.06×10^1	9696

G.2 REFERENCING

As the referencing cost doesn't depend on the task *i.e.* the loss function, the results are evaluated on the model trained by approximation task and the results can be found in Table 6. The results reveal that although SincKAN has much more parameters than KAN and ChebyKAN, SincKAN is faster when referencing. Note that the referencing is slower than training because we compile the training procedure by JAX Bradbury et al. (2018).

H RESULTS OF DIFFERENT DEGREE

In this experiment, we train our SincKAN on *spectral-bias* function on $N = 8, 16, 32, 64, 100, 300$ and $N_{points} = 100, 500, 1000, 5000, 10000$ with the inverse decay $\{h_i\}_{i=1}^M$ in $M = 6$ and $h_0 = 7.0$. Moreover, we set the batch size $N_{batch} = N_{points}/4$ to adapt to the changing of N_{points} . The results are shown in Table 8 and Fig. 7. Additionally, Fig. 7(a) shows that our neural scaling law is $RMSE \propto G^{-4}$ compared to the best scaling law $RMSE \propto G^{-3}$ claimed in KAN Liu et al. (2024b).

I RESULTS OF SELECTED H

Table 9 and Table 10 show the results of selected $\{h_i\}$ in details. However, there are so many hyperparameters that may be adjusted when h_i is larger. For example, for the large h on fine grids, we argue that $N_{degree} = 100$ may not exploit the capability fully. Thus, we conducted an extra experiment with 5000 grid points, $\{h_i\} = \{1/10, 1/100, 1/1000\}$, and $N_{degree} = 500$. For sin-low, the RMSE is $7.92e-4 \pm 4.21e-4$, and for the sin-high, the RMSE is $2.32e-3 \pm 2.74e-4$. It shows that for sin-high, the SincKAN can obtain a more accurate result if we further tune the hyperparameters.

Table 7: Computational cost for train PIKANs

Function name	Network	Size	Training rate (iter/sec)	Parameters
boundary layer [‡]	MLP	10×100	6.47×10^2	81101
	modified MLP	10×100	3.55×10^2	81501
	KAN	8×8	1.33×10^3	160
	ChebyKAN	40×40	1.89×10^3	3280
	SincKAN	$8 \times 8 \times 1$	1.27×10^3	194
perturbed [‡]	MLP	10×100	6.85×10^2	81101
	modified MLP	10×100	3.59×10^2	81501
	KAN	8×8	1.27×10^3	160
	ChebyKAN	40×40	1.07×10^3	3280
	SincKAN	$8 \times 8 \times 1$	1.25×10^3	194
nonlinear [‡]	MLP	10×100	4.62×10^2	81101
	modified MLP	10×100	3.07×10^2	81501
	KAN	8×8	1.56×10^3	160
	ChebyKAN	40×40	1.53×10^3	3280
	SincKAN	$8 \times 4 \times 1$	1.54×10^3	130
bl-2d [‡]	MLP	10×100	2.39×10^2	81201
	modified MLP	10×100	1.96×10^2	81801
	KAN	8×8	3.46×10^2	240
	ChebyKAN	40×40	4.95×10^2	4920
	SincKAN	$8 \times 20 \times 1$	2.97×10^2	570
ns-tg [†]	MLP	10×100	1.71×10^2	81503
	modified MLP	10×100	1.51×10^2	82303
	KAN	8×8	2.55×10^2	480
	ChebyKAN	40×40	3.83×10^3	9840
	SincKAN	$8 \times 8 \times 1$	2.77×10^2	550

Table 8: RMSE for different degree and N_{points}

degree \ N_{points}	100	500	1,000	5,000	10,000
8	$2.60e-1 \pm 2.76e-5$	$1.16e-1 \pm 6.34e-6$	$8.23e-2 \pm 4.54e-6$	$6.70e-2 \pm 3.91e-3$	$6.81e-2 \pm 4.51e-3$
16	$1.01e-2 \pm 1.47e-2$	$1.30e-3 \pm 9.42e-4$	$1.04e-3 \pm 3.74e-4$	$1.62e-3 \pm 2.48e-4$	$9.57e-4 \pm 4.35e-4$
32	$3.63e-5 \pm 5.79e-5$	$2.69e-4 \pm 2.27e-4$	$4.72e-4 \pm 2.75e-4$	$2.15e-3 \pm 1.57e-3$	$3.08e-3 \pm 7.14e-4$
64	$1.29e-3 \pm 2.21e-3$	$5.60e-4 \pm 6.42e-4$	$2.74e-3 \pm 4.01e-3$	$1.83e-3 \pm 8.49e-4$	$2.13e-3 \pm 9.05e-4$
100	$7.66e-5 \pm 1.16e-4$	$3.79e-4 \pm 6.27e-4$	$4.24e-4 \pm 7.42e-5$	$2.19e-3 \pm 1.62e-3$	$2.64e-3 \pm 1.76e-3$
300	$3.73e-4 \pm 5.62e-4$	$7.30e-5 \pm 4.25e-5$	$7.54e-4 \pm 8.73e-4$	$2.21e-3 \pm 1.04e-3$	$2.18e-3 \pm 1.12e-3$

J OSCILLATIONS OF SINCKAN

We conducted the experiments on convection-diffusion equations (Eq. (32)) with $h_0 = 2.0, 10.0$, $N = 8, 100$, and $M = 1, 6$. Except $h_0 = 2.0$ and $N = 8$, the inaccuracy of derivatives makes SincKAN unstable with the loss diverging. We choose some figures plotted in Fig. 9 to show the oscillations that limit the improvement of SincKANs.

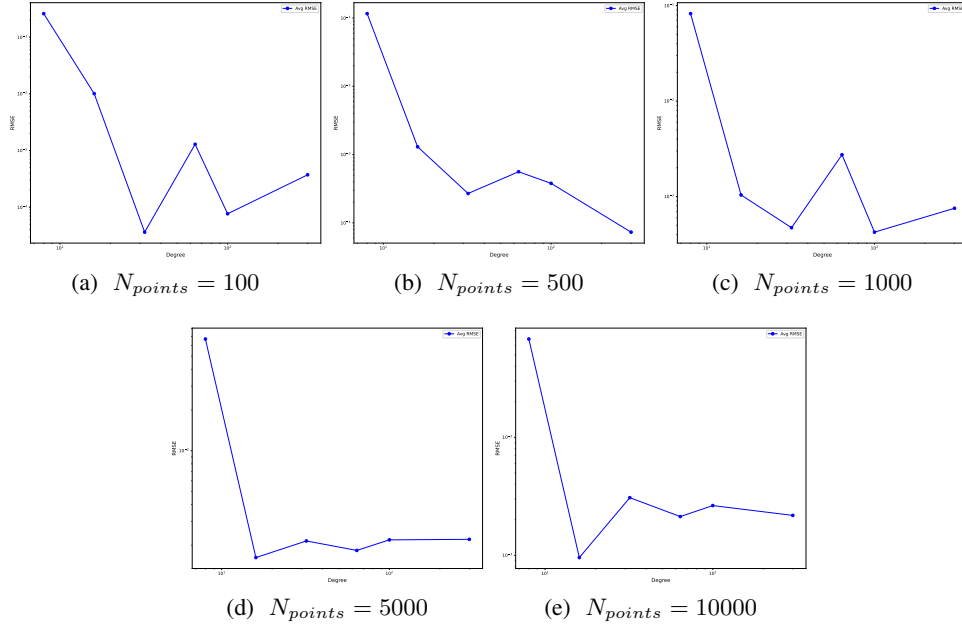


Figure 7: Figures of different N_{points} with increasing degree.

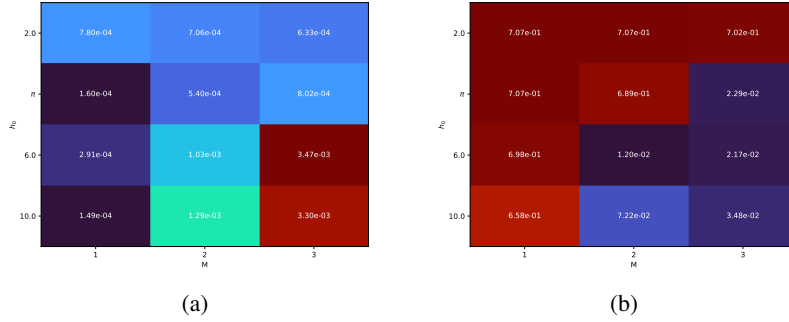


Figure 8: Fig. 8(a) shows the exponential decay approach on sin-low function; Fig. 8(b) shows the exponential decay approach on sin-high function.

K METRICS

In this paper, we use two metrics. For interpolation, we inherit the RMSE metric from KAN Liu et al. (2024b), the formula is :

$$\text{RMSE} = \sqrt{\frac{1}{N} \sum_{i=1}^N (y_i - \hat{y}_i)^2}; \quad (45)$$

for PIKANs, we utilize the relative L2 error which is the most common metric used in PINNs:

$$\text{RelativeL2} = \frac{\|\mathbf{y} - \hat{\mathbf{y}}\|_2}{\|\mathbf{y}\|_2}, \quad (46)$$

where y is the target value, and \hat{y} is the predicted value

Table 9: RMSE for different $\{h_i\}$ with inverse decay

Function name	$h_0 \setminus M$	1	6	12	24
sin-low	2.0	$7.80e-4 \pm 7.96e-4$	$2.43e-4 \pm 1.55e-4$	$1.18e-3 \pm 2.38e-4$	$4.30e-3 \pm 1.74e-3$
	π	$1.60e-4 \pm 6.66e-5$	$8.96e-4 \pm 5.91e-4$	$2.27e-3 \pm 8.53e-4$	$3.81e-3 \pm 2.47e-3$
	6.0	$2.91e-4 \pm 1.22e-4$	$4.70e-4 \pm 1.88e-4$	$3.23e-3 \pm 8.47e-4$	$7.42e-3 \pm 7.40e-3$
	10.0	$1.49e-4 \pm 8.74e-5$	$4.24e-3 \pm 3.18e-3$	$1.73e-3 \pm 1.08e-3$	$2.07e-3 \pm 8.84e-4$
sin-high	2.0	$7.07e-1 \pm 6.70e-6$	$5.91e-1 \pm 6.32e-3$	$4.00e-2 \pm 1.24e-3$	$2.23e-2 \pm 1.38e-3$
	π	$7.07e-1 \pm 7.94e-6$	$2.18e-1 \pm 1.88e-2$	$3.06e-2 \pm 2.80e-3$	$1.75e-2 \pm 2.44e-3$
	6.0	$6.98e-1 \pm 4.88e-3$	$1.44e-2 \pm 1.34e-3$	$1.50e-2 \pm 8.68e-4$	$7.03e-3 \pm 1.95e-3$
	10.0	$6.58e-1 \pm 3.32e-3$	$7.55e-3 \pm 1.73e-3$	$1.12e-2 \pm 2.75e-3$	$4.60e-3 \pm 3.70e-4$

Table 10: RMSE for different $\{h_i\}$ with exponential decay

Function name	$h_0 \setminus M$	1	2	3
sin-low	2.0	$7.80e-4 \pm 7.96e-4$	$7.06e-4 \pm 2.54e-4$	$6.33e-4 \pm 1.38e-4$
	π	$1.60e-4 \pm 6.66e-5$	$5.40e-4 \pm 2.05e-4$	$8.02e-4 \pm 6.58e-5$
	6.0	$2.91e-4 \pm 1.22e-4$	$1.03e-3 \pm 3.78e-4$	$3.47e-3 \pm 3.31e-4$
	10.0	$1.49e-4 \pm 8.74e-5$	$1.29e-3 \pm 1.74e-4$	$3.30e-3 \pm 2.80e-4$
sin-high	2.0	$7.07e-1 \pm 6.70e-6$	$7.07e-1 \pm 1.42e-5$	$7.02e-1 \pm 2.84e-3$
	π	$7.07e-1 \pm 7.94e-6$	$6.89e-1 \pm 4.82e-3$	$2.29e-2 \pm 1.76e-3$
	6.0	$6.98e-1 \pm 4.88e-3$	$1.20e-2 \pm 1.35e-3$	$2.17e-2 \pm 6.67e-4$
	10.0	$6.58e-1 \pm 3.32e-3$	$7.22e-2 \pm 8.12e-3$	$3.48e-2 \pm 2.38e-3$

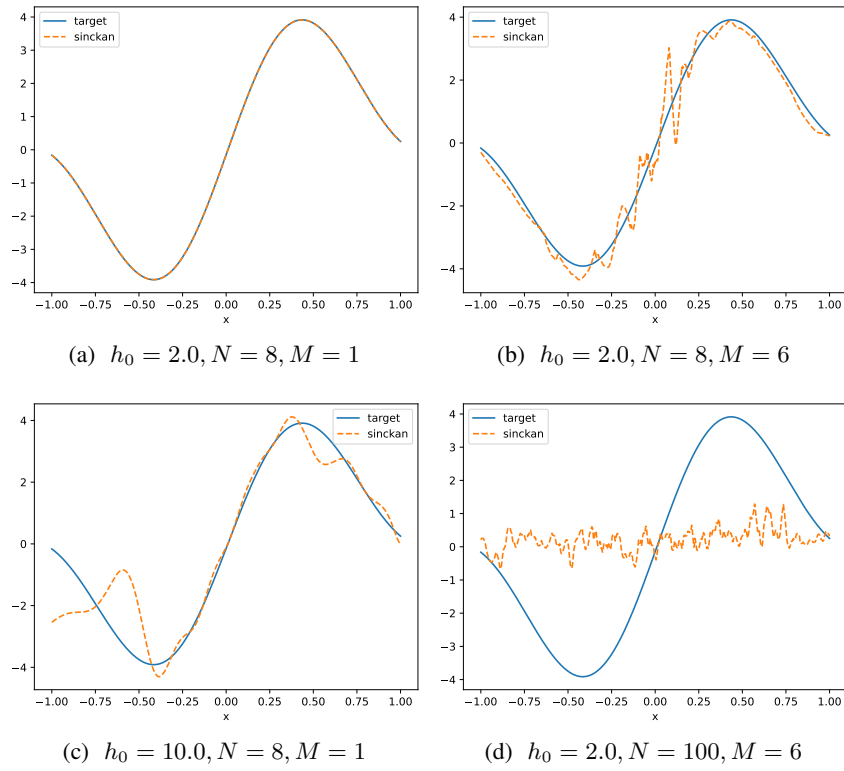


Figure 9: Fig. 9(a) solve Eq. (32) accurately. However, SincKANs have oscillations after either increasing M (Fig. 9(b)) or increasing h_0 . Fig. 9(d) shows that with the same hyperparameters used in approximation, SincKAN becomes extremely inaccurate due to the violent oscillations.