

An alternative approach for the mean-field behaviour of spread-out Bernoulli percolation in dimensions $d > 6$

Hugo Duminil-Copin^{*†}, Romain Panis[‡]

October 7, 2024

We dedicate this article to Geoffrey Grimmett on the occasion of his seventieth birthday. Geoffrey's contributions to percolation theory have been profoundly influential for our generation of probabilists. His renowned manuscript was the bedside book for the authors during their PhD theses.

Abstract

This article proposes a new way of deriving mean-field exponents for sufficiently spread-out Bernoulli percolation in dimensions $d > 6$. We obtain an upper bound for the full-space and half-space two-point functions in the critical and near-critical regimes. In a companion paper, we apply a similar analysis to the study of the weakly self-avoiding walk model in dimensions $d > 4$ [DCP24a].

1 Introduction

1.1 Motivation

Grasping the (near-)critical behaviour of lattice models is one of the key challenges in statistical mechanics. A possible approach involves determining the models' *critical exponents*. Performing this task is typically very difficult as it involves the unique characteristics of the models and the geometry of the graphs on which they are constructed.

A significant observation was made for models defined on the hypercubic lattice \mathbb{Z}^d : beyond the *upper-critical dimension* d_c , the influence of geometry disappears, and the critical exponents simplify, matching those found on a Cayley tree (or *Bethe lattice*) or on the complete graph. The regime $d > d_c$ forms the *mean-field* regime of a model.

Prominent techniques such as the *lace expansion* [BS85] and the *rigorous renormalisation group method* [BBS14, BBS15a, BBS15b, BBS19] have been developed to analyse the mean-field regime. However, a drawback of these approaches is their predominantly *perturbative* nature, necessitating the identification of a small parameter within the model. It has been established, using lace expansion, that in several contexts [HS90a, Sak07, Har08, Sak15, FvdH17, Sak22] this small parameter can be taken to be $\frac{1}{d-d_c}$, meaning that mean-field behaviour was recovered in these setups in dimensions $d \gg d_c$.

In the example of the nearest-neighbour (meaning that bonds are pairs of vertices separated by unit Euclidean distance) Bernoulli percolation, mean-field behaviour was

^{*}Institut des Hautes Études Scientifiques, duminil@ihes.fr

[†]Université de Genève, hugo.duminil@unige.ch

[‡]Institut Camille Jordan, panis@math.univ-lyon1.fr

established in dimensions $d > 10$ [HS90a, Har08, FvdH17]. This leaves a gap to fill in order to reach the expected upper critical dimension of the model $d_c = 6$. It is however possible to provide rigorous arguments to identify d_c by introducing an additional perturbative parameter in the model. In the *spread-out* Bernoulli percolation model, the bonds are pairs of vertices separated by distance between 1 and L , where L is taken to be sufficiently large. According to the *universality* conjecture, the critical exponents of these two models should match. This makes spread-out Bernoulli percolation a natural testing ground to develop the analysis of the mean-field regime of Bernoulli percolation.

Lace expansion was successfully applied to study various spread-out models in statistical mechanics, including Bernoulli percolation [HS90a, HHS03], lattice trees and animals [HS90b], the Ising model [Sak07, Sak22], and even some long-range versions of the aforementioned examples [CS15, CS19]. Much more information on the lace expansion approach can be found in [Sla06].

In this paper, we provide an alternative argument to obtain mean-field upper bounds on the two-point function of sufficiently spread-out Bernoulli percolation in dimensions $d > 6$. This technique extends to a number of other (spread-out) models after relevant modifications. In a companion paper [DCP24a], we provide a treatment of the weakly self-avoiding walk model. However, the strategy developed there does not apply *mutatis mutandis* to the setup of spread-out Bernoulli percolation, and the presence of long finite range interactions requires additional care.

Notations. Consider the hypercubic lattice \mathbb{Z}^d . Set \mathbf{e}_j to be the unit vector with j -th coordinate equal to 1. Write x_j for the j -th coordinate of x and denote its ℓ^∞ norm by $|x| := \max\{|x_j| : 1 \leq j \leq d\}$. Set $\Lambda_n := \{x \in \mathbb{Z}^d : |x| \leq n\}$ and for $x \in \mathbb{Z}^d$, $\Lambda_n(x) := \Lambda_n + x$. Also, set $\mathbb{H}_n := -n\mathbf{e}_1 + \mathbb{H}$, where $\mathbb{H} := \mathbb{Z}_+ \times \mathbb{Z}^{d-1} = \{0, 1, \dots\} \times \mathbb{Z}^{d-1}$. For a set S of vertices, introduce $S^* := S \setminus \{0\}$. Let ∂S be the boundary of the set S given by the vertices in S with one neighbour outside S . Finally, define the set of *generalised blocks* of \mathbb{Z}^d ,

$$\mathcal{B} := \left\{ \left(\prod_{i=1}^d [a_i, b_i] \right) \cap \mathbb{Z}^d \text{ such that } -\infty \leq a_i \leq 0 \leq b_i \leq \infty \text{ for } 1 \leq i \leq d \right\}. \quad (1.1)$$

If $\Lambda \subset \mathbb{Z}^d$ and $x, y \in \Lambda$, we denote by $\{x \overset{\Lambda}{\leftrightarrow} y\}$ the event that x and y are connected by a path of open edges in Λ . If A and B are two percolation events, we write $A \circ B$ for the event of *disjoint* occurrence of A and B , i.e. the event that there exist two disjoint sets I and J of edges such that the configuration restricted to I (resp. J) is sufficient to decide that A (resp. B) occurs.

1.2 Definitions and statement of the results

Let $L \geq 1$. Since L is fixed for the whole article, we omit it from the notations. We consider the Bernoulli percolation measure \mathbb{P}_β such that for every $u, v \in \mathbb{Z}^d$,

$$p_{uv, \beta} := \mathbb{P}_\beta[uv \text{ is open}] = 1 - \exp(-\beta J_{uv}) = 1 - \mathbb{P}_\beta[uv \text{ is closed}], \quad (1.2)$$

where $J_{uv} = c_L \mathbb{1}_{1 \leq |u-v| \leq L}$, and c_L is a normalization constant which guarantees that $|J| := \sum_{x \in \mathbb{Z}^d} J_{0,x} = 1$ (i.e. $c_L = (|\Lambda_L| - 1)^{-1}$). We also let $p_\beta := 1 - e^{-\beta c_L}$. Much more general choices can be made for J (see e.g. [HS90a, HS02, HHS03]) but we restrict our attention to the above for simplicity.

We are interested in the model's two-point function which is, for $\Lambda \subset \mathbb{Z}^d$, the probability $\mathbb{P}_\beta[x \overset{\Lambda}{\leftrightarrow} y]$. When $\Lambda = \mathbb{Z}^d$, we simply write $\mathbb{P}_\beta[x \leftrightarrow y] = \mathbb{P}_\beta[x \overset{\mathbb{Z}^d}{\leftrightarrow} y]$. It is well known that Bernoulli percolation undergoes a phase transition for the existence of an infinite cluster at some parameter $\beta_c \in (0, \infty)$. Moreover, for $\beta < \beta_c$, $\mathbb{P}_\beta[x \leftrightarrow y]$ decays exponentially fast in $|x - y|$, see [AN84, Men86, AB87, DCT16].

Our main result is a near-critical estimate of the two-point function in the full-space and in the half-space \mathbb{H} . It is convenient to use as a correlation length the *sharp length* L_β defined below (see also [DCT16, Pan23, DCP24b] for a study of this quantity in the context of the Ising model). For $\beta \geq 0$ and $S \subset \mathbb{Z}^d$, let

$$\varphi_\beta(S) := \sum_{\substack{y \in S \\ z \notin S}} \mathbb{P}_\beta[0 \overset{S}{\leftrightarrow} y] p_{yz, \beta}. \quad (1.3)$$

The sharp length L_β is defined as follows:

$$L_\beta := \inf\{k \geq 1 : \varphi_\beta(\Lambda_k) \leq 1/e^2\}. \quad (1.4)$$

Exponential decay of the two-point function yields that L_β is finite for $\beta < \beta_c$. It is infinite for $\beta = \beta_c$; see [Sim80].

We now turn to our main result, which provides uniform near-critical upper bounds on the full-space and half-space two-point functions.

Theorem 1.1. *Let $d > 6$. There exist $C, L_0 > 0$ such that for every $L \geq L_0$ and every $\beta \leq \beta_c$ for which $L_\beta \geq L$,*

$$\mathbb{P}_\beta[0 \leftrightarrow x] \leq \frac{C}{L^d} \left(\frac{L}{L \vee |x|} \right)^{d-2} \exp(-|x|/L_\beta) \quad \forall x \in (\mathbb{Z}^d)^*, \quad (1.5)$$

$$\mathbb{P}_\beta[0 \overset{\mathbb{H}}{\leftrightarrow} x] \leq \frac{C}{L^d} \left(\frac{L}{L \vee |x_1|} \right)^{d-1} \exp(-|x_1|/L_\beta) \quad \forall x \in \mathbb{H}^*. \quad (1.6)$$

Using the lace expansion, it is possible to obtain exact asymptotics of the full-space critical two-point function [HHS03, LS23]: if $d > 6$, there exist $D, L_0 > 0$ such that if $L \geq L_0$,

$$\mathbb{P}_{\beta_c}[0 \leftrightarrow x] = \frac{A}{L^2 |x|_2^{d-2}} (1 + o(1)), \quad (1.7)$$

where $|\cdot|_2$ is the Euclidean norm on \mathbb{R}^d and $o(1)$ tends to 0 as $|x|_2$ tends to infinity. However, the best uniform (in x) upper bound that this method yield is the following: if $d > 6$, there exist $\epsilon, C > 0$ such that for all L large enough and $\beta \leq \beta_c$,

$$\mathbb{P}_\beta[0 \leftrightarrow x] \leq \frac{C}{L^{2-\epsilon} |x|^{d-2}} \quad \forall x \in (\mathbb{Z}^d)^*. \quad (1.8)$$

Hence, Theorem 1.1 is an improvement of the bound obtained using the lace expansion.

Half-space up-to-constants critical estimates have been obtained in [CH20] using the lace expansion. Near-critical estimates have also been derived in [CHS23, HMS23]. In these papers, L_β is replaced by $(\beta_c - \beta)^{-1/2}$. We do not prove that these two quantities are equal up-to-constants. However, using the strategy of [DCP24a], it is possible to obtain complementary near-critical lower bounds which readily provide an estimate of the form $L_\beta \asymp (\beta_c - \beta)^{-1/2}$ (where \asymp means that the ratio of the quantities is bounded away from 0 and ∞ by two constants that are independent of β), see [Pan24] for more information.

Let us also mention that in the long-range setup, sharp estimates on the full-space two-point function have recently been derived using non-perturbative arguments, see [Hut22, Hut24].

A direct consequence of Theorem 1.1 is the finiteness at criticality of the so-called *triangle diagram*, which plays a central role in the study of the mean-field regime of Bernoulli percolation, see [AN84, HS90a, BA91, Sla06]. In particular, its finiteness implies that various critical exponents exist and take their mean-field value.

Corollary 1.2 (Finiteness of the triangle diagram). *Let $d > 6$. There exists $L_0 = L_0(d) > 0$ such that for every $L \geq L_0$,*

$$\nabla(\beta_c) := \sum_{x, y \in \mathbb{Z}^d} \mathbb{P}_{\beta_c}[0 \leftrightarrow x] \mathbb{P}_{\beta_c}[x \leftrightarrow y] \mathbb{P}_{\beta_c}[y \leftrightarrow 0] < \infty. \quad (1.9)$$

1.3 Strategy of the proof

Recall the van den Berg–Kesten (BK) inequality (see [Gri99, Section 2.3]) stating that for two increasing events (i.e. events that are stable by the action of opening edges) A and B ,

$$\mathbb{P}_\beta[A \circ B] \leq \mathbb{P}_\beta[A] \mathbb{P}_\beta[B]. \quad (\text{BK})$$

The strategy of the proof is the same as in [DCP24a]. The starting point is the following inequality, which is a classical consequence of the BK inequality.

Lemma 1.3. *Let $d \geq 2$, $\beta > 0$, $o \in S \subset \Lambda$, and $x \in \Lambda$. Then,*

$$\mathbb{P}_\beta[o \xleftrightarrow{\Lambda} x] \leq \mathbb{P}_\beta[o \xleftrightarrow{S} x] + \sum_{\substack{y \in S \\ z \in \Lambda \setminus S}} \mathbb{P}_\beta[o \xleftrightarrow{S} y] p_{yz, \beta} \mathbb{P}_\beta[z \xleftrightarrow{\Lambda} x]. \quad (1.10)$$

A similar statement in the context of the Ising model is often referred to as the Simon–Lieb inequality, see [Sim80, Lie04]. For completeness, we include the proof immediately.

Proof. Considering an open self-avoiding path from o to x gives

$$\{o \xleftrightarrow{\Lambda} x\} \setminus \{o \xleftrightarrow{S} x\} \subset \bigcup_{\substack{y \in S \\ z \in \Lambda \setminus S}} \{o \xleftrightarrow{S} y\} \circ \{yz \text{ is open}\} \circ \{z \xleftrightarrow{\Lambda} x\}, \quad (1.11)$$

which implies the result by applying (BK). \square

For $\beta > 0$ and $k \geq 0$, define

$$\psi_\beta(\mathbb{H}_k) := \sum_{x \in (\partial \mathbb{H}_k)^*} \mathbb{P}_\beta[0 \xleftrightarrow{\mathbb{H}_k} x]. \quad (1.12)$$

We will use a bootstrap argument (following the original idea from [Sla87]) and prove that an *a priori* estimate on the half-space two-point function can be improved for sufficiently large L . The idea will be to observe that the Simon–Lieb type inequality (1.10) can be coupled with a reversed version of the inequality — see Lemma 2.1 below — to provide a good control on $\psi_\beta(\mathbb{H}_k)$, which can be interpreted as an ℓ^1 estimate on the half-space two-point function at distance k . The point-wise, or ℓ^∞ , half-space bound will follow from a *regularity* estimate which allows to compare two-point functions for points that are close. Finally, we will deduce the full-space estimate from the half-space one. The improvement of the a priori estimates will be permitted by classical random walk computations involving the spread-out random walk defined as follows.

Definition 1.4. Define the random walk $(X_k^x)_{k \geq 0}$ started at $x \in \mathbb{Z}^d$ and of law \mathbb{P}_x^{RW} given by the step distribution:

$$\mathbb{P}_x^{\text{RW}}[X_1^x = y] := J_{xy}. \quad (1.13)$$

To implement the scheme described in the previous paragraph, we introduce the following parameter β^* .

Definition 1.5. Fix $d > 6$, $\mathbf{C} > 1$, and $L \geq 1$. We define $\beta^* = \beta^*(\mathbf{C}, L)$ to be the largest real number in $[0, 2 \wedge \beta_c]$ such that for every $\beta < \beta^*$,

$$\begin{aligned} \psi_\beta(\mathbb{H}_n) &< \frac{\mathbf{C}}{L} && \forall n \geq 0, && (\ell_\beta^1) \\ \mathbb{P}_\beta[0 \xleftrightarrow{\mathbb{H}} x] &< \frac{\mathbf{C}}{L^d} \left(\frac{L}{L \vee |x_1|} \right)^{d-1} && \forall x \in \mathbb{H}^*. && (\ell_\beta^\infty) \end{aligned}$$

It might be surprising to require $\beta^* \leq 2$. However, we will see that $\beta_c = 1 + O(L^{-d})$ as L goes to infinity so this bound is a posteriori harmless. Let us mention that the lace expansion allows to obtain an estimate of the form $\beta_c = 1 + C_1 L^{-d} + O(L^{-(d+1)})$ for an explicit $C_1 > 0$, see [HS05].

It could also be, a priori, that $\beta^*(\mathbf{C}, L) = 0$. However, we will see in the lemma below that if \mathbf{C} exceeds a large enough constant one may compare $\beta^*(\mathbf{C}, L)$ to β_0 defined by

$$\beta_0 := \min\{\beta \geq 0 : \varphi_\beta(\{0\}) = 1\} \quad (1.14)$$

and obtain that $\beta^*(\mathbf{C}, L) \geq 1$.

Lemma 1.6. *We have $1 \leq \beta_0 \leq 2$ and for \mathbf{C} large enough, $\beta^*(\mathbf{C}, L) \geq \beta_0$ for every L .*

Proof. Let us first prove that $1 \leq \beta_0 \leq 2$. Using that $|J| = 1$, we get,

$$1 = \varphi_{\beta_0}(\{0\}) = \sum_{x \in \mathbb{Z}^d} (1 - e^{-\beta_0 J_{0x}}) \leq \beta_0 \sum_{x \in \mathbb{Z}^d} J_{0x} = \beta_0 |J| = \beta_0. \quad (1.15)$$

Using that for $x \geq 0$, $1 - e^{-x} \geq x - \frac{x^2}{2}$, we get that

$$\varphi_2(\{0\}) \geq (|\Lambda_L| - 1)(2c_L - 2c_L^2) = 2 - 2c_L > 1, \quad (1.16)$$

which implies that $\beta_0 \leq 2$.

We now turn to the proof of $\beta^*(\mathbf{C}, L) \geq \beta_0$. Iterating (1.10) with S a singleton and $\Lambda = \mathbb{H}$ gives for $x \neq 0$,

$$\mathbb{P}_{\beta_0}[0 \xleftrightarrow{\mathbb{H}} x] \leq \mathbb{E}_0 \left[\sum_{\ell < \tau} \mathbf{1}_{X_\ell = x} \right], \quad (1.17)$$

where τ is the exit time of \mathbb{H} , that is $\tau = \inf\{\ell \geq 1 : X_\ell \notin \mathbb{H}\}$ (and more generally, τ_k is the exit time of \mathbb{H}_k). Classical random walk estimates (see [LL10]) give the existence of $C_{\text{RW}} = C_{\text{RW}}(d) > 0$ such that: for every $L \geq 1$ and every $x \in \mathbb{H}^*$,

$$\mathbb{E}_0 \left[\sum_{\ell < \tau} \mathbf{1}_{X_\ell = x} \right] \leq \frac{C_{\text{RW}}}{L^d} \left(\frac{L}{L \vee |x_1|} \right)^{d-1}. \quad (1.18)$$

The two previous displayed equations imply that

$$\mathbb{P}_{\beta_0}[0 \xleftrightarrow{\mathbb{H}} x] \leq \frac{C_{\text{RW}}}{L^d} \left(\frac{L}{L \vee |x_1|} \right)^{d-1}. \quad (1.19)$$

Moreover, Markov's property gives that

$$\varphi^{\text{RW}}(\mathbb{H}_k) := \sum_{\substack{y \in \mathbb{H}_k \\ z \notin \mathbb{H}_k}} \mathbb{E}_0 \left[\sum_{\ell < \tau_k} \mathbb{1}_{X_\ell = y} \right] J_{yz} = 1.$$

Since $p_{\beta,xy} \leq \beta J_{xy}$, we have by (1.17) that $\beta_0 \varphi^{\text{RW}}(\mathbb{H}_k) \geq \varphi_{\beta_0}(\mathbb{H}_k)$. Using Lemma 3.2, we obtain that $\varphi_{\beta_0}(\mathbb{H}_k) \frac{64e^2}{L} \geq \psi_{\beta_0}(\mathbb{H}_k)$. Collecting all the above, this gives

$$\psi_{\beta_0}(\mathbb{H}_k) \leq \beta_0 \frac{64}{L} \leq \frac{128e^2}{L} \leq \frac{\mathbf{C}_{\text{RW}}}{L} \quad (1.20)$$

if we set $\mathbf{C}_{\text{RW}} := C_{\text{RW}} \vee 128e^2$.

Hence, from (1.17)–(1.20) and the monotonicity of the two-point function in β , we have obtained that for every $\mathbf{C} > \mathbf{C}_{\text{RW}}$ and every $L \geq 1$, one has $\beta^*(\mathbf{C}, L) \geq \beta_0$. \square

Additionally, we note (this will be useful below) that for all $\beta \leq \beta^*$,

$$(|\Lambda_L| - 1)p_\beta \leq \beta^* \leq 2. \quad (1.21)$$

Organisation. Our goal is to show that β^* is in fact equal to β_c provided that \mathbf{C} and L are large enough. The proof goes in three steps:

- First, we show that we can improve the ℓ^1 bound. We do so by relating $\psi_\beta(\mathbb{H}_n)$ to $\varphi_\beta(\mathbb{H}_n)$ (see Lemma 3.2) and then obtaining a bound on $\varphi_\beta(\mathbb{H}_n)$ when $\beta < \beta^*$ that becomes better and better when L is chosen larger and larger.
- Second, we control the gradient of the two-point function (see Proposition 3.6) and use this estimate to turn the improved ℓ^1 bound into an improved ℓ^∞ bound.
- Third, we show that these improvements imply that β^* cannot be strictly smaller than β_c (we will also derive that $\beta_c < 2$), since otherwise the improved estimates would remain true for β slightly larger than β^* , which would contradict the definition of β^* .

The three steps are implemented in Section 3. Before this, we describe the reversed Simon–Lieb type inequality in Section 2, and explain how one may bound an “error” term appearing in this reversed inequality.

Acknowledgements. Early discussions with Vincent Tassion have been fundamental to the success of this project. We are tremendously thankful to him for these interactions. We warmly thank Gordon Slade for stimulating discussions and for useful comments. We also thank Émile Avérous and Dmitrii Krachun for useful comments. This project has received funding from the Swiss National Science Foundation, the NCCR SwissMAP, and the European Research Council (ERC) under the European Union’s Horizon 2020 research and innovation programme (grant agreement No. 757296). HDC acknowledges the support from the Simons collaboration on localization of waves.

2 A reversed Simon–Lieb type inequality

2.1 The inequality

A crucial role will be played by the following inequality, which can be viewed as a *reversed* Simon–Lieb inequality.

Lemma 2.1. *Let $d \geq 2$, $0 < \beta < \beta_c$, $o \in S \subset \Lambda$, and $x \in \Lambda$. Then,*

$$\mathbb{P}_\beta[o \overset{\Lambda}{\longleftrightarrow} x] \geq \mathbb{P}_\beta[o \overset{S}{\longleftrightarrow} x] + \sum_{\substack{y \in S \\ z \in \Lambda \setminus S}} \mathbb{P}_\beta[o \overset{S}{\longleftrightarrow} y] p_{yz, \beta} \mathbb{P}_\beta[z \overset{\Lambda}{\longleftrightarrow} x] - E_\beta(S, \Lambda, o, x), \quad (2.1)$$

where

$$E_\beta(S, \Lambda, o, x) := \sum_{u, v \in S} \sum_{\substack{y \in S \\ z \in \Lambda \setminus S}} \mathbb{P}_\beta[o \overset{S}{\longleftrightarrow} u] \mathbb{P}_\beta[u \overset{S}{\longleftrightarrow} y] p_{yz, \beta} \mathbb{P}_\beta[z \overset{\Lambda}{\longleftrightarrow} v] \mathbb{P}_\beta[u \overset{\Lambda}{\longleftrightarrow} v] \mathbb{P}_\beta[v \overset{\Lambda}{\longleftrightarrow} x] \quad (2.2)$$

$$+ \sum_{\substack{u \in S \\ v \in \Lambda}} \sum_{\substack{y, s \in S \\ z, t \in \Lambda \setminus S \\ yz \neq st}} \mathbb{P}_\beta[o \overset{S}{\longleftrightarrow} u] \mathbb{P}_\beta[u \overset{S}{\longleftrightarrow} y] \mathbb{P}_\beta[u \overset{S}{\longleftrightarrow} s] p_{yz, \beta} p_{st, \beta} \mathbb{P}_\beta[z \overset{\Lambda}{\longleftrightarrow} v] \mathbb{P}_\beta[t \overset{\Lambda}{\longleftrightarrow} v] \mathbb{P}_\beta[v \overset{\Lambda}{\longleftrightarrow} x]. \quad (2.3)$$

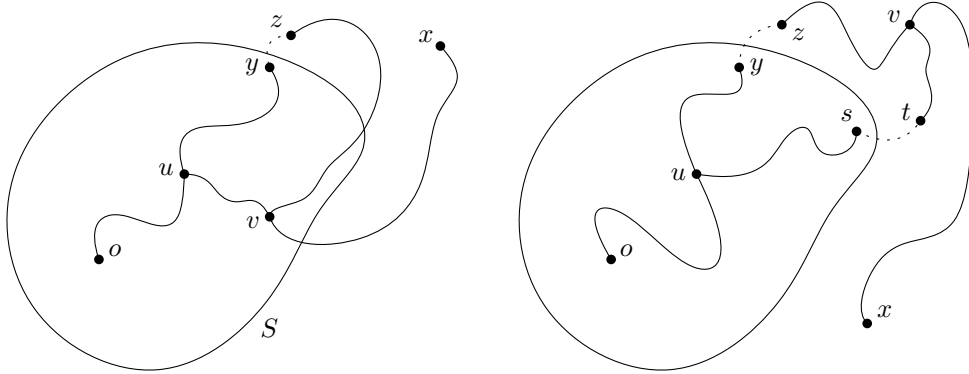


Figure 1: An illustration of the different terms contributing to $E_\beta(S, \Lambda, o, x)$. The dotted lines represent the open edges leaving S . From left to right, we illustrate (2.2) and (2.3).

Before diving into the proof of this lemma, let us recall an elementary yet important *tree-bound inequality* from [AN84, Proposition 4.1]: for every $0, a, b \in S$,

$$\mathbb{P}[o \overset{S}{\longleftrightarrow} a, b] \leq \sum_{u \in S} \mathbb{P}[o \overset{S}{\longleftrightarrow} u] \mathbb{P}[u \overset{S}{\longleftrightarrow} a] \mathbb{P}[u \overset{S}{\longleftrightarrow} b]. \quad (2.4)$$

This bound directly follows from the BK inequality and the observation that for o to be connected to both a and b in S , there must exist $u \in S$ such that the following event occurs

$$\{o \overset{S}{\longleftrightarrow} u\} \circ \{u \overset{S}{\longleftrightarrow} a\} \circ \{u \overset{S}{\longleftrightarrow} b\}. \quad (2.5)$$

Proof. We fix β and drop it from notation (e.g. we write p_{xy} instead of $p_{xy,\beta}$). Let

$$\mathcal{N} := \sum_{\substack{y \in S \\ z \in \Lambda \setminus S}} \mathbb{1}\{o \xrightarrow{S} y, yz \text{ is open}, z \xrightarrow{C^c} x\}, \quad (2.6)$$

where C is the (vertex) cluster of o in S . Clearly, $\{\mathcal{N} \geq 1\} \subset \{o \xrightarrow{\Lambda} x\} \setminus \{o \xrightarrow{S} x\}$. Since for $t \in \mathbb{N}$, $\mathbb{1}_{t \geq 1} \geq 2t - t^2$, we find

$$\mathbb{P}[o \xrightarrow{\Lambda} x] - \mathbb{P}[o \xrightarrow{S} x] \geq \mathbb{P}[\mathcal{N} \geq 1] \geq 2\mathbb{E}[\mathcal{N}] - \mathbb{E}[\mathcal{N}^2] = \mathbb{E}[\mathcal{N}] - (\mathbb{E}[\mathcal{N}^2] - \mathbb{E}[\mathcal{N}]). \quad (2.7)$$

Lower bound on $\mathbb{E}[\mathcal{N}]$. Write

$$\mathbb{E}[\mathcal{N}] = \sum_{\substack{y \in S \\ z \in \Lambda \setminus S}} \sum_{C \ni y} \mathbb{P}[C = C] p_{yz} \mathbb{P}[z \xrightarrow{C^c} x]. \quad (2.8)$$

Using [AN84, Proposition 5.2], we find that

$$\mathbb{P}[z \xrightarrow{\Lambda} x] - \mathbb{P}[z \xrightarrow{C^c} x] \leq \sum_{v \in C} \mathbb{P}[\mathcal{A}(z, v)] \mathbb{P}[v \xrightarrow{\Lambda} x], \quad (2.9)$$

where $\mathcal{A}(z, v)$ is the event that z and v are connected by a path whose only element in C is the last vertex. Combining (2.8) and (2.9) with the fact that $C \subset S$ yields

$$\sum_{\substack{y \in S \\ z \in \Lambda \setminus S}} \mathbb{P}[o \xrightarrow{S} y] p_{yz} \mathbb{P}[z \xrightarrow{\Lambda} x] - \mathbb{E}[\mathcal{N}] \leq \sum_{\substack{y \in S \\ z \in \Lambda \setminus S}} \sum_{v \in S} \mathbb{P}[\{o \xrightarrow{S} y, v\} \circ \{z \xrightarrow{\Lambda} v\}] p_{yz} \mathbb{P}[v \xrightarrow{\Lambda} x]. \quad (2.10)$$

Using (BK) and (2.4) yields,

$$\mathbb{P}[\{o \xrightarrow{S} y, v\} \circ \{z \xrightarrow{\Lambda} v\}] \leq \mathbb{P}[o \xrightarrow{S} y, v] \mathbb{P}[z \xrightarrow{\Lambda} v] \quad (2.11)$$

$$\leq \sum_{u \in S} \mathbb{P}[o \xrightarrow{S} u] \mathbb{P}[u \xrightarrow{S} v] \mathbb{P}[u \xrightarrow{S} y] \mathbb{P}[z \xrightarrow{\Lambda} v]. \quad (2.12)$$

Altogether, we obtained,

$$\begin{aligned} \mathbb{E}[\mathcal{N}] &\geq \sum_{\substack{y \in S \\ z \in \Lambda \setminus S}} \mathbb{P}[o \xrightarrow{S} u] p_{yz} \mathbb{P}[z \xrightarrow{\Lambda} x] \\ &\quad - \sum_{u, v \in S} \sum_{\substack{y \in S \\ z \in \Lambda \setminus S}} \mathbb{P}[o \xrightarrow{S} u] \mathbb{P}[u \xrightarrow{S} y] \mathbb{P}[u \xrightarrow{S} v] p_{yz} \mathbb{P}[z \xrightarrow{\Lambda} v] \mathbb{P}[v \xrightarrow{\Lambda} x]. \end{aligned} \quad (2.13)$$

Upper bound on $\mathbb{E}[\mathcal{N}^2] - \mathbb{E}[\mathcal{N}]$. Notice that,

$$\mathbb{E}[\mathcal{N}^2] = \mathbb{E}[\mathcal{N}] + \sum_{\substack{y, s \in S \\ z, t \in \Lambda \setminus S \\ yz \neq st}} \mathbb{P}[o \xrightarrow{S} y, yz \text{ is open}, z \xrightarrow{C^c} x, o \xrightarrow{S} s, st \text{ is open}, t \xrightarrow{C^c} x]. \quad (2.14)$$

Using the same techniques as above gives

$$\mathbb{E}[\mathcal{N}^2] - \mathbb{E}[\mathcal{N}] \leq \sum_{\substack{y,s \in S \\ z,t \in \Lambda \setminus S \\ yz \neq st}} \mathbb{P}[o \xrightarrow{S} y, s] p_{yz} p_{st} \mathbb{P}[z, t \xrightarrow{\Lambda} x] \quad (2.15)$$

$$\leq \sum_{\substack{u \in S \\ v \in \Lambda}} \sum_{\substack{y,s \in S \\ z,t \in \Lambda \setminus S \\ yz \neq st}} \mathbb{P}[o \xrightarrow{S} u] \mathbb{P}[u \xrightarrow{S} y] \mathbb{P}[u \xrightarrow{S} s] p_{yz} p_{st} \mathbb{P}[z \xrightarrow{\Lambda} v] \mathbb{P}[t \xrightarrow{\Lambda} v] \mathbb{P}[v \xrightarrow{\Lambda} x] \quad (2.16)$$

where in the second line we used (2.4) twice.

Conclusion. The proof follows by combining (2.7), (2.13), and (2.16). \square

2.2 The error amplitude: definition and bound

For a set S , introduce the *error amplitude*

$$\begin{aligned} E_\beta(S) &:= \sum_{\substack{u,v,y \in S \\ z \notin S}} \mathbb{P}_\beta[o \xrightarrow{S} u] \mathbb{P}_\beta[u \xrightarrow{S} y] p_{yz,\beta} \mathbb{P}_\beta[z \leftrightarrow v] \mathbb{P}_\beta[u \leftrightarrow v] \\ &+ \sum_{\substack{u,y,s \in S \\ v \in \mathbb{Z}^d \\ z,t \notin S \\ yz \neq st}} \mathbb{P}_\beta[o \xrightarrow{S} u] \mathbb{P}_\beta[u \xrightarrow{S} y] \mathbb{P}_\beta[u \xrightarrow{S} s] p_{yz,\beta} p_{st,\beta} \mathbb{P}_\beta[z \leftrightarrow v] \mathbb{P}_\beta[t \leftrightarrow v]. \end{aligned} \quad (2.17)$$

The main goal of this section is to prove the following bound, which provides a control of the error amplitude in terms of \mathbf{C} and L when $\beta < \beta^*(\mathbf{C}, L)$. It is the place where the assumption that $d > 6$ plays a fundamental role.

Proposition 2.2 (Control of the error amplitude). *Fix $d > 6$, $\mathbf{C} > 1$, and $L \geq 1$. There exists $K = K(\mathbf{C}, d) > 0$ such that for every $\beta < \beta^*(\mathbf{C}, L)$ and every $B \in \mathcal{B}$,*

$$E_\beta(B) \leq \frac{K}{L^d}. \quad (2.18)$$

As a warm-up, we derive some elementary computations obtained under the assumption that $\beta < \beta^*$. Our first estimate is a bound on the full-space two-point function.

Lemma 2.3 (Bound on the full-space two-point function). *Fix $d > 6$, $\mathbf{C} > 1$, and $L \geq 1$. For every $\beta < \beta^*(\mathbf{C}, L)$,*

$$\mathbb{P}_\beta[0 \leftrightarrow x] \leq \frac{3\mathbf{C}^2}{L^d} \left(\frac{L}{L \vee |x|} \right)^{d-2} \quad \forall x \in (\mathbb{Z}^d)^*. \quad (2.19)$$

The proof consists in decomposing a self-avoiding path with respect to the first vertex on it minimizing the first coordinate, and then use the half-space estimates provided by the assumption $\beta < \beta^*$.

Proof. Without loss of generality, assume that $x_1 = |x|$. If the connection to x is not included in \mathbb{H} , decompose an open self-avoiding path connecting 0 to x according to the

first left-most point z on it (see Figure 2) to get

$$\mathbb{P}_\beta[0 \leftrightarrow x] \stackrel{(\text{BK})}{\leq} \mathbb{P}_\beta[0 \overset{\mathbb{H}}{\leftrightarrow} x] + \sum_{n \geq 1} \sum_{z \in \partial \mathbb{H}_n} \mathbb{P}_\beta[0 \overset{\mathbb{H}_n}{\leftrightarrow} z] \mathbb{P}_\beta[z \overset{\mathbb{H}_n}{\leftrightarrow} x] \quad (2.20)$$

$$\stackrel{(\ell_\beta^\infty)}{\leq} \frac{\mathbf{C}}{L^d} \left(\frac{L}{|x| \vee L} \right)^{d-1} + \sum_{n \geq 1} \psi_\beta(\mathbb{H}_n) \frac{\mathbf{C}}{L^d} \left(\frac{L}{L \vee (|x| + n)} \right)^{d-1} \quad (2.21)$$

$$= \frac{\mathbf{C}}{L^d} \left(\frac{L}{|x| \vee L} \right)^{d-1} + \sum_{n=1}^{L-|x|} \psi_\beta(\mathbb{H}_n) \frac{\mathbf{C}}{L^d} + \sum_{n \geq L-|x|+1} \psi_\beta(\mathbb{H}_n) \frac{\mathbf{C}}{L} \frac{1}{(|x| + n)^{d-1}} \quad (2.22)$$

$$\stackrel{(\ell_\beta^1)}{\leq} \frac{\mathbf{C}(1 + 2\mathbf{C})}{L^d} \left(\frac{L}{|x| \vee L} \right)^{d-2}, \quad (2.23)$$

where on the last inequality, we used that $\sum_{n \geq \alpha} \frac{1}{(n+1)^{d-1}} \leq \frac{1}{(d-2)\alpha^{d-2}}$ for $\alpha \geq 1$. The proof follows readily. \square

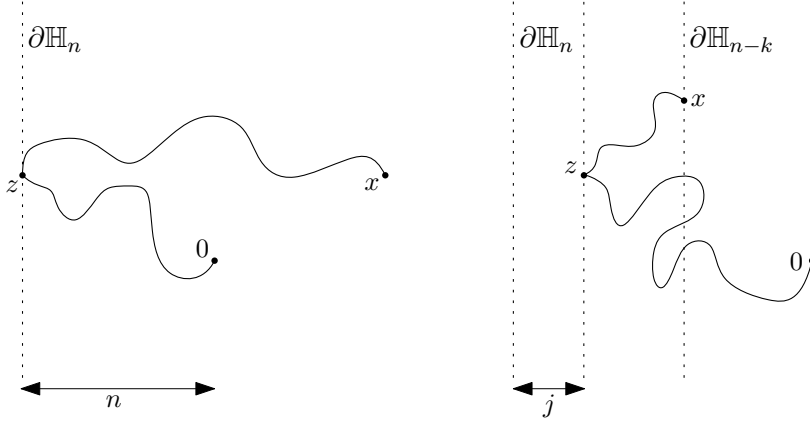


Figure 2: On the left, an illustration of the decomposition of a self-avoiding path connecting 0 to x used in the proof of (2.19). On the right, a similar decomposition used in the proof of (2.25) in the case $x_1 < 0$.

For a generalised block $B \in \mathcal{B}$ and $k \geq 0$, we define the k -boundary of B to be

$$\partial^k B := \{x \in B : d(x, \partial B) = k\}, \quad (2.24)$$

where $d(x, \partial B) := \inf\{|x - b| : b \in \partial B\}$. In particular, $\partial^0 B = \partial B$. We now turn to ℓ^∞ and ℓ^1 estimates for points living on the k -boundary of a generalised block B .

Lemma 2.4 (ℓ^∞ and ℓ^1 bounds at distance k from the boundary). *Fix $d > 6$, $\mathbf{C} > 1$, and $L \geq 1$. Fix $B = (\prod_{i=1}^d [a_i, b_i]) \cap \mathbb{Z}^d \in \mathcal{B}$, with $a_i \leq 0 \leq b_i$. For every $\beta < \beta^*(\mathbf{C}, L)$,*

$$\sup_{\substack{x \in (\partial^k B)^* \\ x_i \in \{a_i + k, b_i - k\}}} \mathbb{P}_\beta[0 \overset{B}{\leftrightarrow} x] \leq \frac{\mathbf{C}^2(k + L)}{L^{d+1}} \left(\frac{L}{L \vee |x_i|} \right)^{d-1} \quad \forall 1 \leq i \leq d, \forall k \geq 0, \quad (2.25)$$

$$\sum_{x \in (\partial^k B)^*} \mathbb{P}_\beta[0 \overset{B}{\leftrightarrow} x] \leq \frac{2d\mathbf{C}^2(k + L)}{L^2} \quad \forall k \geq 0. \quad (2.26)$$

The proof consists in a simple decomposition with respect to the first vertex on the path minimizing the first coordinate.

Proof. We prove each point separately.

Proof of (2.25). Without loss of generality, assume that $i = 1$ and that $x \in (\partial^k B)^*$ is such that $x_1 = a_1 + k$. Let $n = -a_1$ so that $x_1 = k - n$. Notice that

$$\mathbb{P}_\beta[0 \xleftrightarrow{B} x] \leq \mathbb{P}_\beta[0 \xleftrightarrow{\mathbb{H}_n} x]. \quad (2.27)$$

We distinguish two cases: $x_1 < 0$ and $x_1 \geq 0$. We begin with the former case, i.e. $k < n$. To bound $\mathbb{P}_\beta[0 \xleftrightarrow{\mathbb{H}_n} x]$, decompose an open self-avoiding path connecting 0 to x according to its first left-most point z (see Figure 2) to get

$$\mathbb{P}_\beta[0 \xleftrightarrow{\mathbb{H}_n} x] \stackrel{\text{(BK)}}{\leq} \mathbb{P}_\beta[0 \xleftrightarrow{\mathbb{H}_{n-k}} x] + \sum_{j=0}^{k-1} \sum_{z \in \partial \mathbb{H}_{n-j}} \mathbb{P}_\beta[z \xleftrightarrow{\mathbb{H}_{n-j}} x] \mathbb{P}_\beta[z \xleftrightarrow{\mathbb{H}_{n-j}} 0] \quad (2.28)$$

$$\stackrel{(\ell_\beta^\infty)}{\leq} \frac{\mathbf{C}}{L^d} \left(\frac{L}{L \vee (n-k)} \right)^{d-1} + \sum_{j=0}^{k-1} \sum_{z \in \partial \mathbb{H}_{n-j}} \frac{\mathbf{C}}{L^d} \left(\frac{L}{L \vee (n-j)} \right)^{d-1} \mathbb{P}_\beta[z \xleftrightarrow{\mathbb{H}_{n-j}} x] \quad (2.29)$$

$$\stackrel{(\ell_\beta^1)}{\leq} \left(\frac{\mathbf{C}}{L^d} + \frac{\mathbf{C}^2 k}{L^{d+1}} \right) \left(\frac{L}{L \vee (n-k)} \right)^{d-1} = \frac{\mathbf{C}^2(k+L)}{L^{d+1}} \left(\frac{L}{L \vee |x_1|} \right)^{d-1}, \quad (2.30)$$

where on the third line we used translation invariance and (ℓ_β^1) to write that

$$\sum_{z \in \partial \mathbb{H}_{n-j}} \mathbb{P}_\beta[z \xleftrightarrow{\mathbb{H}_{n-j}} x] = \psi_\beta(\mathbb{H}_{k-j}) \leq \frac{\mathbf{C}}{L}. \quad (2.31)$$

We turn to the case $x_1 \geq 0$, i.e. $k \geq n$. Again, to bound $\mathbb{P}_\beta[0 \xleftrightarrow{\mathbb{H}_n} x]$, we decompose an open self-avoiding path connecting 0 to x according to its first left-most point z . We obtain

$$\mathbb{P}_\beta[0 \xleftrightarrow{\mathbb{H}_n} x] \stackrel{\text{(BK)}}{\leq} \mathbb{P}_\beta[0 \xleftrightarrow{\mathbb{H}} x] + \sum_{j=0}^{n-1} \sum_{z \in \partial \mathbb{H}_{n-j}} \mathbb{P}_\beta[z \xleftrightarrow{\mathbb{H}_{n-j}} x] \mathbb{P}_\beta[z \xleftrightarrow{\mathbb{H}_{n-j}} 0] \quad (2.32)$$

$$\stackrel{(\ell_\beta^\infty)}{\leq} \frac{\mathbf{C}}{L^d} \left(\frac{L}{L \vee |x_1|} \right)^{d-1} + \sum_{j=0}^{n-1} \sum_{z \in \partial \mathbb{H}_{n-j}} \frac{\mathbf{C}}{L^d} \left(\frac{L}{L \vee (|x_1| + n - j)} \right)^{d-1} \mathbb{P}_\beta[z \xleftrightarrow{\mathbb{H}_{n-j}} 0] \quad (2.33)$$

$$\stackrel{(\ell_\beta^1)}{\leq} \frac{\mathbf{C}^2(n+L)}{L^{d+1}} \left(\frac{L}{L \vee |x_1|} \right)^{d-1} \leq \frac{\mathbf{C}^2(k+L)}{L^{d+1}} \left(\frac{L}{L \vee |x_1|} \right)^{d-1}. \quad (2.34)$$

Proof of (2.26). This time, notice that

$$\sum_{x \in (\partial^k B)^*} \mathbb{P}_\beta[0 \xleftrightarrow{B} x] \leq \sum_{i=1}^d \sum_{\substack{x \in (\partial^k B)^* \\ x_i \in \{a_i+k, b_i-k\}}} \mathbb{P}_\beta[0 \xleftrightarrow{B} x] \quad (2.35)$$

$$\leq (2d) \cdot \sup_{n \geq 0} \sum_{x \in (\partial \mathbb{H}_{n-k})^*} \mathbb{P}_\beta[0 \xleftrightarrow{\mathbb{H}_n} x]. \quad (2.36)$$

We let $n \geq 0$ and bound the sum appearing in (2.36). We consider the same decomposition as in (2.28), but use (ℓ_β^1) twice instead of (ℓ_β^1) and (ℓ_β^∞) . We first look at the case $0 \leq k \leq n-1$. Summing (2.28) (which holds for that range of k) over $x \in \partial\mathbb{H}_{n-k}$ gives

$$\sum_{x \in \partial\mathbb{H}_{n-k}} \mathbb{P}_\beta[0 \xleftrightarrow{\mathbb{H}_n} x] \stackrel{(\ell_\beta^1)}{\leq} \frac{\mathbf{C}}{L} + \frac{k\mathbf{C}^2}{L^2}. \quad (2.37)$$

We similarly get that for $k = n$ (here it is important to omit 0),

$$\sum_{x \in (\partial\mathbb{H})^*} \mathbb{P}_\beta[0 \xleftrightarrow{\mathbb{H}_n} x] \leq \frac{\mathbf{C}}{L} + \frac{n\mathbf{C}^2}{L^2}. \quad (2.38)$$

The case $k > n$ is handled similarly, using this time (2.32) instead of (2.28). \square

We are now equipped to prove the main result of this section on the error amplitude. This computation is lengthy. Since it simply consists in plugging the previous estimates in the expression for the error, it may be skipped in a first reading.

Proof of Proposition 2.2. We fix $B = (\prod_{i=1}^d [a_i, b_i]) \cap \mathbb{Z}^d \in \mathcal{B}$ and assume that $B \neq \mathbb{Z}^d$ (otherwise one has $E_\beta(\mathbb{Z}^d) = 0$ by definition). We fix $\beta < \beta^*$ and drop it from the notations. Introduce the quantities $\mathcal{E}(1)$ and $\mathcal{E}(2)$ corresponding to the sums in (2.17) on the first and second line respectively. Since $E_\beta(B) = \mathcal{E}(1) + \mathcal{E}(2)$, it suffices to bound these two terms separately.

Bound on $\mathcal{E}(1)$. We take the position of u into account and write

$$\mathcal{E}(1) = \sum_{\ell \geq 0} \sum_{u \in \partial^\ell B} \mathbb{P}[0 \xleftrightarrow{B} u] \sum_{\substack{y \in B \\ z \notin B}} \mathbb{P}[u \xleftrightarrow{B} y] p_{yz} \sum_{v \in B} \mathbb{P}[u \leftrightarrow v] \mathbb{P}[z \leftrightarrow v]. \quad (2.39)$$

Using (2.19) and Proposition A.1, there exists $C_1 = C_1(\mathbf{C}, d) > 0$ such that for all $\ell \geq 0$ and all u and z contributing to (2.39),

$$\sum_{v \in \mathbb{Z}^d} \mathbb{P}[u \leftrightarrow v] \mathbb{P}[z \leftrightarrow v] \leq \frac{1}{L^4} \frac{C_1}{(L \vee \ell)^{d-4}}, \quad (2.40)$$

where we used that $|z - u| \geq \ell + 1$.

Let $u \in \partial^\ell B$. Recall from (1.21) that for $\beta < \beta^*$, one has $(|\Lambda_L| - 1)p \leq 2$. Thus,

$$\sum_{\substack{y \in B \\ z \notin B}} \mathbb{P}[u \xleftrightarrow{B} y] p_{yz} \leq (|\Lambda_L| - 1)p \sum_{k=0}^{L-1} \sum_{y \in \partial^k B} \mathbb{P}[u \xleftrightarrow{B} y] \stackrel{(2.26)}{\leq} 2(4d\mathbf{C}^2 + 1), \quad (2.41)$$

where in the last line we took into account the possibility of having $y = u$.

Finally, using again (2.26),

$$\sum_{u \in \partial^\ell B} \mathbb{P}[0 \xleftrightarrow{B} u] \leq \mathbf{1}_{0 \in \partial^\ell B} + \frac{2d\mathbf{C}^2(\ell + L)}{L^2} \leq \mathbf{1}_{0 \in \partial^\ell B} + \frac{4d\mathbf{C}^2(L \vee \ell)}{L^2}. \quad (2.42)$$

Plugging (2.40)–(2.42) in (2.39), we found $C_2 = C_2(\mathbf{C}, d) > 0$ such that,

$$\mathcal{E}(1) \leq \frac{C_2}{L^d} + \frac{C_2}{L^6} \sum_{\ell \geq 0} \frac{1}{(L \vee \ell)^{d-5}}, \quad (2.43)$$

where the sum converges when $d > 6$.

Bound on $\mathcal{E}(2)$. Again, we take the position of u into account,

$$\mathcal{E}(2) = \sum_{\ell \geq 0} \sum_{u \in \partial^\ell B} \mathbb{P}[0 \xleftrightarrow{B} u] \sum_{\substack{y, s \in B \\ z, t \notin B \\ yz \neq st}} \mathbb{P}[u \xleftrightarrow{B} y] \mathbb{P}[u \xleftrightarrow{B} s] p_{yz} p_{st} \sum_{v \in \mathbb{Z}^d} \mathbb{P}[z \leftrightarrow v] \mathbb{P}[t \leftrightarrow v]. \quad (2.44)$$

Using (2.19) and Proposition A.1, there exists $C_3 = C_3(\mathbf{C}, d) > 0$ such that for all $z, t \in \mathbb{Z}^d$,

$$\sum_{v \in \mathbb{Z}^d} \mathbb{P}[z \leftrightarrow v] \mathbb{P}[t \leftrightarrow v] \leq C_3 \left(\mathbb{1}_{z=t} + \mathbb{1}_{z \neq t} \frac{1}{L^4} \frac{1}{(L \vee |z-t|)^{d-4}} \right). \quad (2.45)$$

We plug (2.45) in (2.44) and consider the two contributions coming from $z = t$ and $z \neq t$.

In the case $z \neq t$, we first notice that

$$\begin{aligned} & \frac{1}{L^4} \sum_{\ell \geq 0} \sum_{u \in \partial^\ell B} \mathbb{P}[0 \xleftrightarrow{B} u] \sum_{\substack{y, s \in B \\ z, t \notin B \\ |z-t| \geq \ell+1}} \mathbb{P}[u \xleftrightarrow{B} y] \mathbb{P}[u \xleftrightarrow{B} s] \frac{p_{yz} p_{st}}{(L \vee |z-t|)^{d-4}} \\ & \stackrel{(2.41)}{\leq} \frac{1}{L^4} \sum_{\ell \geq 0} \frac{[2(4d\mathbf{C}^2 + 1)]^2}{(L \vee \ell)^{d-4}} \sum_{u \in \partial^\ell B} \mathbb{P}[0 \xleftrightarrow{B} u] \\ & \stackrel{(2.42)}{\leq} \frac{C_4}{L^d} + \frac{C_4}{L^6} \sum_{\ell \geq 0} \frac{1}{(L \vee \ell)^{d-5}}, \end{aligned} \quad (2.46)$$

where $C_4 = C_4(\mathbf{C}, d) > 0$, and where the sum (2.46) is finite when $d > 6$. Then, by (2.25) we find that for $u \in \partial^\ell B$ and $w \in \cup_{k=0}^{L-1} \partial^k B$ with $u \neq w$,

$$\mathbb{P}[u \xleftrightarrow{B} w] \leq \frac{2\mathbf{C}^2}{L^d} \left(\frac{L}{(\ell - L) \vee L} \right)^{d-1}. \quad (2.47)$$

Moreover, there exists $C_5 = C_5(d) > 0$ such that for fixed y, z as above,

$$\begin{aligned} \sum_{\substack{t \in \Lambda_\ell(z) \setminus \{z\} \cap B^c \\ s \in B}} p_{st} \frac{1}{(L \vee |z-t|)^{d-4}} & \leq 2(2d) \sum_{t \in \Lambda_\ell \setminus \{0\} \cap [-L, L] \times [-\ell, \ell]^{d-1}} \frac{1}{(L \vee |t|)^{d-4}} \\ & \leq C_5(L \cdot \ell^3), \end{aligned} \quad (2.48) \quad (2.49)$$

where we used again that $p(|\Lambda_L| - 1) \leq 2$. Combining (2.47) and (2.49), (2.45), and using (2.26) once again, we get

$$\begin{aligned} & \frac{1}{L^4} \sum_{\ell \geq 0} \sum_{u \in \partial^\ell B} \mathbb{P}[0 \xleftrightarrow{B} u] \sum_{\substack{y, s \in B \\ z, t \notin B \\ |z-t| \leq \ell}} \mathbb{P}[u \xleftrightarrow{B} y] \mathbb{P}[u \xleftrightarrow{B} s] \frac{p_{yz} p_{st}}{(L \vee |z-t|)^{d-4}} \\ & \leq \frac{C_6}{L^d} + \frac{1}{L^4} \frac{2\mathbf{C}^2 C_5}{L^d} 2(4d\mathbf{C}^2 + 1) \sum_{\ell \geq 0} \left(\frac{L}{(\ell - L) \vee L} \right)^{d-1} L \ell^3 \sum_{u \in \partial^\ell B} \mathbb{P}[0 \xleftrightarrow{B} u] \\ & \leq \frac{C_7}{L^d}, \end{aligned} \quad (2.50)$$

where $C_6, C_7 > 0$ only depend on \mathbf{C} and d , and where the first term on the second line is due to the case $u = y = s$.

In the case $z = t$, we must have $y \neq s$ and therefore $y \neq u$ or $s \neq u$. We get,

$$\begin{aligned}
& \sum_{\ell \geq 0} \sum_{u \in \partial^\ell B} \mathbb{P}[0 \xleftrightarrow{B} u] \sum_{\substack{y, s \in B \\ y \neq s \\ z \notin B}} \mathbb{P}[u \xleftrightarrow{B} y] \mathbb{P}[u \xleftrightarrow{B} s] p_{yz} p_{sz} \\
& \stackrel{(2.47)}{\leq} 2p(|\Lambda_L| - 1) \frac{2\mathbf{C}^2}{L^d} \sum_{\ell \geq 0} \left(\frac{L}{L \vee (\ell - L)} \right)^{d-1} \sum_{u \in \partial^\ell B} \mathbb{P}[0 \xleftrightarrow{B} u] \sum_{\substack{y \in B \\ z \notin B}} \mathbb{P}[u \xleftrightarrow{B} y] p_{yz} \\
& \stackrel{(2.41)}{\leq} \frac{16\mathbf{C}^2(4d\mathbf{C}^2 + 1)}{L^d} \sum_{\ell \geq 0} \left(\frac{L}{L \vee (\ell - L)} \right)^{d-1} \sum_{u \in \partial^\ell B} \mathbb{P}[0 \xleftrightarrow{B} u] \\
& \stackrel{(2.42)}{\leq} \frac{C_8}{L^d} \sum_{\ell \geq 0} \left(\frac{L}{L \vee (\ell - L)} \right)^{d-1} \left(\delta_n(\ell) + \frac{\mathbf{C}^2(\ell + L)}{L^2} \right) \leq \frac{C_9}{L^d}, \tag{2.51}
\end{aligned}$$

where $n \geq 0$ is such that $0 \in \partial^n B$, where we used again that $p(|\Lambda_L| - 1) \leq 2$, and where $C_8, C_9 > 0$ only depend on \mathbf{C} and d .

Combining (2.51), (2.46), and (2.50) gives

$$\mathcal{E}(2) \leq \frac{C_{10}}{L^d} \tag{2.52}$$

for some $C_{10} = C_{10}(\mathbf{C}, d) > 0$. □

To conclude this section, one last estimate (whose proof is postponed to the appendix) is derived similarly as Proposition 2.2. The interest of this result may be unclear for now but will become much more explicit in Section 3.

Lemma 2.5. *Fix $d > 6$, $\mathbf{C} > 1$, and $L \geq 1$. There exists $D = D(\mathbf{C}, d) > 0$ such that the following holds. For every $\beta < \beta^*(\mathbf{C}, L)$, every $n > 12L$, and every $x \in \partial \mathbb{H}_n$,*

$$\max_{w \in \Lambda_{n/2}} \max_{\substack{B \in \mathcal{B} \\ B \subset \Lambda_{n/2} \\ B \ni w}} E_\beta(B, \mathbb{H}_n, w, x) \leq \frac{D}{L^{d-2}} \cdot \frac{\mathbf{C}}{Ln^{d-1}}. \tag{2.53}$$

3 Proof of Theorem 1.1

In this section, we prove Theorem 1.1. As explained in Section 1.3, we will show that for \mathbf{C} and L large enough, one has $\beta^*(\mathbf{C}, L) = \beta_c$. We begin with an improvement of the ℓ^1 bound.

3.1 Improving the ℓ^1 bound

The main goal of this section is the following proposition.

Proposition 3.1 (Improvement of the ℓ^1 bound). *Fix $d > 6$. There exists $\mathbf{C}_1 = \mathbf{C}_1(d) > 0$ such that the following holds true: for every $\mathbf{C} > \mathbf{C}_1$, there exists $L_1 = L_1(\mathbf{C}, d) > 0$ such that for every $L \geq L_1$ and every $\beta < \beta^*(\mathbf{C}, L)$,*

$$\psi_\beta(\mathbb{H}_n) \leq \frac{128e^2}{L} \quad \forall n \geq 0. \tag{3.1}$$

Note that for $\mathbf{C} > 128e^2$, the previous bound is an improvement on the a priori bound (ℓ_β^1) provided by the assumption $\beta < \beta^*$. To prove the proposition, we start by relating $\psi_\beta(\mathbb{H}_n)$ to $\varphi_\beta(\mathbb{H}_n)$.

Lemma 3.2 (Bounding $\psi_\beta(\mathbb{H}_n)$ in terms of $\varphi_\beta(\mathbb{H}_n)$). *Let $d > 6$, $\mathbf{C} > 1$, and $L \geq 1$. For all $\beta < \beta^*(\mathbf{C}, L)$,*

$$\psi_\beta(\mathbb{H}_n) \leq \frac{64e^2}{L} \varphi_{\beta \vee \beta_0}(\mathbb{H}_n) \quad \forall n \geq 0, \quad (3.2)$$

where we recall that β_0 was defined in (1.14).

Before proving this lemma, let us explain how it implies the proposition. Lemma 3.2 suggests to find a bound on $\varphi_\beta(\mathbb{H}_n)$ for $n \geq 0$. The following proposition is the crucial step of our strategy: from Proposition 2.2, we obtain a bound on $\varphi_\beta(B)$ for $B \in \mathcal{B}$ that involves the range L . For large L , this bound will provide an improvement on (ℓ_β^1) thanks to Lemma 3.2.

Proposition 3.3. *Fix $d > 6$, $\mathbf{C} > 1$, and $L \geq 1$. There exists $K = K(\mathbf{C}, d) > 0$ such that for every $\beta \leq \beta^*(\mathbf{C}, L)$ and every $B \in \mathcal{B}$,*

$$\varphi_\beta(B) \leq 1 + \frac{K}{L^d}. \quad (3.3)$$

Proof. Thanks to the monotone convergence theorem, it suffices to prove the result for $\beta < \beta^*(\mathbf{C}, L)$. Fix $\beta < \beta^*(\mathbf{C}, L)$ and $B \in \mathcal{B}$. Observe that

$$\sum_{x \in \mathbb{Z}^d} E_\beta(B, \mathbb{Z}^d, 0, x) = \chi(\beta) E_\beta(B), \quad (3.4)$$

where $\chi(\beta) := \sum_{x \in \mathbb{Z}^d} \mathbb{P}_\beta[0 \leftrightarrow x] < \infty$ because $\beta < \beta_c$ [Men86, AB87] (see also [DCT16]). Hence, summing (2.1) (with $S = B$ and $\Lambda = \mathbb{Z}^d$) over every $x \in \mathbb{Z}^d$, and using that $\mathbb{P}_\beta[0 \xrightarrow{B} x] \geq 0$, gives

$$\chi(\beta) \geq \varphi_\beta(B) \chi(\beta) - E_\beta(B) \chi(\beta). \quad (3.5)$$

The result follows by dividing by $\chi(\beta)$ and using Proposition 2.2. \square

Remark 3.4. It would be interesting to prove that such a bound holds for every finite set B containing 0 and not only for $B \in \mathcal{B}$.

We are now in a position to prove the main result of this section.

Proof of Proposition 3.1. Let $\mathbf{C} > \mathbf{C}_{\text{RW}}$ so that for every $L \geq 1$, one has $\beta^*(\mathbf{C}, L) \geq \beta_0$. Fix L_1 such that $\frac{K}{L_1^d} \leq 1$, where K is provided by Proposition 3.3. Fix $L \geq L_1$ and $n \geq 0$. Combining Lemma 3.2 and Proposition 3.3 gives

$$\psi_\beta(\mathbb{H}_n) \leq \frac{64e^2}{L} \varphi_{\beta \vee \beta_0}(\mathbb{H}_n) \leq \frac{64e^2}{L} \varphi_{\beta^*(\mathbf{C}, L)}(\mathbb{H}_n) \leq \frac{64e^2}{L} \left(1 + \frac{K}{L^d}\right) \leq \frac{128e^2}{L}. \quad (3.6)$$

\square

To conclude the proof of Proposition 3.1, it remains to prove Lemma 3.2.

Proof of Lemma 3.2. By monotonicity, it suffices to prove the result for $\beta_0 \leq \beta < \beta^*$. Fix $n \geq 0$ and $\beta_0 \leq \beta < \beta^*$. Drop β from the notations. Let $S_k := \mathbb{H}_n \setminus \mathbb{H}_{n-k-1}$. If $x \in (\partial\mathbb{H}_n)^*$, Lemma 1.3 with $S = \{x\}$ and $\Lambda = \mathbb{H}_n$ gives

$$\mathbb{P}[0 \xleftrightarrow{\mathbb{H}_n} x] \leq \sum_{y \in S_L} p_{xy} \mathbb{P}[0 \xleftrightarrow{\mathbb{H}_n} y]. \quad (3.7)$$

Summing (3.7) over $x \in (\partial\mathbb{H}_n)^*$ implies

$$\psi(\mathbb{H}_n) \leq \sum_{\substack{x \in (\partial\mathbb{H}_n)^* \\ y \in S_L}} p_{xy} \mathbb{P}[0 \xleftrightarrow{\mathbb{H}_n} y] \leq \frac{p|\Lambda_L|}{2L+1} \sum_{y \in S_L} \mathbb{P}[0 \xleftrightarrow{\mathbb{H}_n} y], \quad (3.8)$$

Our aim is now to compare $p|\Lambda_L| \sum_{y \in S_L} \mathbb{P}[0 \xleftrightarrow{\mathbb{H}_n} y]$ to $\varphi_\beta(\mathbb{H}_n)$. Such a comparison is not completely straightforward since $|\{z \notin \mathbb{H}_n : |z-y| \leq L\}|$ can be of much smaller order than $|\Lambda_L|$ for y in $S_L \setminus S_{L/2}$. The idea will be to argue that for $y \in \mathbb{H}_n$, if the event $\{0 \xleftrightarrow{\mathbb{H}_n} y\}$ occurs, then y typically connects to a point z in $S_{L/2}$. This will allow to bound $\sum_{y \in S_L} \mathbb{P}[0 \xleftrightarrow{\mathbb{H}_n} y]$ in terms of $\sum_{z \in S_{L/2}} \mathbb{P}[0 \xleftrightarrow{\mathbb{H}_n} z]$ and to conclude.

For $y \in S_L$, let

$$A_y := S_{L/2} \cap \Lambda_L(y) \setminus \{z \in S_{L/2} : z \xleftrightarrow{\mathbb{H}_n} y\} \quad (3.9)$$

be the set of points in the slab $S_{L/2}$ which are within a distance L of y , but not connected to z in \mathbb{H}_n , see Figure 3. Observe that

$$\frac{1}{8} |\Lambda_L| \mathbb{P}[0 \xleftrightarrow{\mathbb{H}_n} y, |A_y| \geq \frac{1}{8} |\Lambda_L|] \leq \mathbb{E}[\mathbb{1}\{0 \xleftrightarrow{\mathbb{H}_n} y\} |A_y|] = \sum_{z \in S_{L/2} \cap \Lambda_L(y)} \mathbb{P}[0 \xleftrightarrow{\mathbb{H}_n} y, z \in A_y]. \quad (3.10)$$

Moreover, by choosing $z \in A_y$ (note that z is not in the cluster of y in \mathbb{H}_n) and opening the edge yz while closing all other edges emanating from z , we get that for $z \in S_{L/2} \cap \Lambda_L(y)$,

$$p \mathbb{P}[0 \xleftrightarrow{\mathbb{H}_n} y, z \in A_y] \leq e^\beta \mathbb{P}[0 \xleftrightarrow{\mathbb{H}_n} y, yz \text{ open}, E_z], \quad (3.11)$$

where E_z be the event that there is *exactly one* open edge emanating from z (we used that $\mathbb{P}[zu \text{ closed}, \forall u \neq y] \geq e^{-\beta c_L (|\Lambda_L| - 2)} \geq e^{-\beta}$). As a consequence,

$$\sum_{y \in S_L} \mathbb{P}[0 \xleftrightarrow{\mathbb{H}_n} y] = \sum_{y \in S_L} \mathbb{P}[0 \xleftrightarrow{\mathbb{H}_n} y, |A_y| < \frac{1}{8} |\Lambda_L|] + \mathbb{P}[0 \xleftrightarrow{\mathbb{H}_n} y, |A_y| \geq \frac{1}{8} |\Lambda_L|] \quad (3.12)$$

$$\leq \sum_{y \in S_L} \sum_{z \in S_{L/2} \cap \Lambda_L(y)} \frac{8}{|\Lambda_L|} \mathbb{P}[0 \xleftrightarrow{\mathbb{H}_n} y, z] + \frac{8e^\beta}{p|\Lambda_L|} \mathbb{P}[0 \xleftrightarrow{\mathbb{H}_n} y, yz \text{ open}, E_z], \quad (3.13)$$

where on the second line we used (3.10)–(3.11), and that

$$\mathbb{1}\{|A_y| < \frac{1}{8} |\Lambda_L|\} = \mathbb{1}\{|S_{L/2} \cap \Lambda_L(y) \setminus A_y| > \frac{1}{8} |\Lambda_L|\} \leq \frac{8}{|\Lambda_L|} \sum_{z \in S_{L/2} \cap \Lambda_L(y)} \mathbb{1}\{z \xleftrightarrow{\mathbb{H}_n} y\}. \quad (3.14)$$

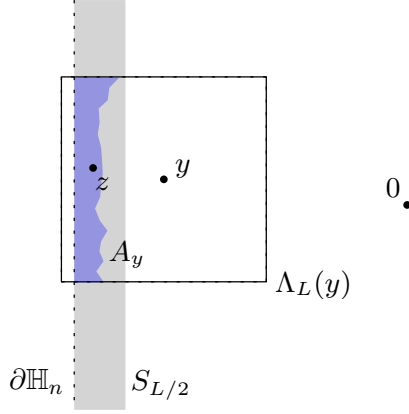


Figure 3: An illustration of the proof of Lemma 3.2. The grey region represents $S_{L/2}$. The blue region is the (random) set A_y . It is disconnected from y in \mathbb{H}_n .

Thus, (3.13) yields

$$\sum_{y \in S_L} \mathbb{P}[0 \xleftrightarrow{\mathbb{H}_n} y] \leq \sum_{z \in S_{L/2}} \sum_{y \in S_L \cap \Lambda_L(z)} \frac{8}{|\Lambda_L|} \mathbb{P}[0 \xleftrightarrow{\mathbb{H}_n} z] + \frac{8e^\beta}{p|\Lambda_L|} \mathbb{P}[0 \xleftrightarrow{\mathbb{H}_n} z, yz \text{ open}, E_z] \quad (3.15)$$

$$\leq 8 \left(1 + \frac{e^\beta}{p|\Lambda_L|}\right) \sum_{z \in S_{L/2}} \mathbb{P}[0 \xleftrightarrow{\mathbb{H}_n} z]. \quad (3.16)$$

To conclude, we notice that

$$p \frac{1}{8} |\Lambda_L| \sum_{z \in S_{L/2}} \mathbb{P}[0 \xleftrightarrow{\mathbb{H}_n} z] \leq \sum_{\substack{z \in S_{L/2} \\ t \notin \mathbb{H}_n}} p_{zt} \mathbb{P}[0 \xleftrightarrow{\mathbb{H}_n} z] \leq \varphi_\beta(\mathbb{H}_n), \quad (3.17)$$

and

$$1 \leq |\Lambda_L| p \leq \beta^* \frac{|\Lambda_L|}{|\Lambda_L| - 1} \leq 4 \quad (3.18)$$

when $\beta_0 \leq \beta \leq \beta^* \leq 2$. These observations, combined with (3.8) and (3.16), imply that

$$\psi(\mathbb{H}_n) \leq \frac{8(p|\Lambda_L| + e^2)}{2L + 1} \sum_{z \in S_{L/2}} \mathbb{P}[0 \xleftrightarrow{\mathbb{H}_n} z] \leq \frac{8(4 + e^2)}{2L + 1} \frac{8}{p|\Lambda_L|} \varphi(\mathbb{H}_n) \leq \frac{64e^2}{L} \varphi(\mathbb{H}_n). \quad (3.19)$$

□

A refined version of Proposition 3.3. As we conclude this section, we would like to highlight a supplementary result — building on Proposition 3.3 — which will be useful in the next section. We begin with some notations. Let $\Lambda_n^+ := \{x \in \Lambda_n : x_1 > 0\}$. Also, define the slabs $H = H(L) := \{v \in \mathbb{Z}^d : |v_1| \leq L\}$ and $H^- = H^-(L) := \{v \in H : v_1 \leq 0\}$.

Lemma 3.5. *Fix $d > 6$ and $\mathbf{C} > 1$. There exists $L_2 = L_2(\mathbf{C}, d) > 0$ such that for every $L \geq L_2$, every $\beta < \beta^*(\mathbf{C}, L)$, every $n \geq 12L$, and every $v \in \Lambda_k^+$ with $6L \leq k \leq n/2$,*

$$\sum_{\substack{y \in \Lambda_n^+ \\ z \notin \Lambda_n^+ \cup H}} \mathbb{P}_\beta[v \xleftrightarrow{\Lambda_n^+} y] p_{yz, \beta} \leq 4 \left(\frac{2k}{n}\right)^c, \quad (3.20)$$

where $c = c(d) := \frac{|\log(1 - \frac{1}{4d^2})|}{2 \log 2}$.

Roughly speaking, Lemma 3.5 formalises the fact that when a generalised block B is not centred and 0 is close to ∂B , most of the sum in $\varphi_\beta(B)$ comes from edges yz on the side of B that is the closest to 0. The proof is very similar to that of [DCP24a, Lemma 2.7], but the presence of jumps of range L requires some extra care.

Proof. Let L_2 be such that $\frac{K}{L^d} \leq \frac{1}{2d}$. Fix $L \geq L_2$. Define $(n_\ell)_{\ell \geq 0}$ by $n_0 = n$ and then $n_{\ell+1} = \lfloor (n_\ell - L)/2 \rfloor \vee 0$. We proceed by induction by proving that for every $\ell \geq 0$ and $v \in \Lambda_{n_\ell}^+$,

$$\sum_{\substack{y \in \Lambda_n^+ \\ z \notin \Lambda_n^+ \cup H}} \mathbb{P}_\beta[v \xleftrightarrow{\Lambda_n^+} y] p_{yz, \beta} \leq \left(1 - \frac{1}{4d^2}\right)^\ell \left(1 + \frac{1}{2d}\right). \quad (3.21)$$

The case $\ell = 0$ follows from Proposition 3.3 and the assumption on L . We now transfer the estimate from ℓ to $\ell + 1$. Fix $v \in \Lambda_{n_{\ell+1}}^+$. Let $B := \Lambda_{v_{1-1}}(v)$, which is included in $\Lambda_{n_\ell}^+$ and has one of its faces included in H , see Figure 4. By symmetry and Proposition 3.3,

$$\sum_{\substack{r \in B \\ s \notin B \cup H^-}} \mathbb{P}_\beta[v \xleftrightarrow{B} r] p_{rs, \beta} \leq \frac{2d-1}{2d} \varphi_\beta(B) \leq \left(1 - \frac{1}{2d}\right) \left(1 + \frac{K}{L^d}\right) \leq 1 - \frac{1}{4d^2}. \quad (3.22)$$

We deduce from Lemma 1.3 and the induction hypothesis that

$$\begin{aligned} \sum_{\substack{y \in \Lambda_n^+ \\ z \notin \Lambda_n^+ \cup H}} \mathbb{P}_\beta[v \xleftrightarrow{\Lambda_n^+} y] p_{yz, \beta} &\leq \sum_{\substack{y \in \Lambda_n^+ \\ z \notin \Lambda_n^+ \cup H}} \left(\sum_{\substack{r \in B \\ s \notin B \cup H^-}} \mathbb{P}_\beta[v \xleftrightarrow{B} r] p_{rs, \beta} \mathbb{P}_\beta[s \xleftrightarrow{\Lambda_n^+} y] \right) p_{yz, \beta} \\ &= \sum_{\substack{r \in B \\ s \notin B \cup H^-}} \mathbb{P}_\beta[v \xleftrightarrow{B} r] \left(\sum_{\substack{y \in \Lambda_n^+ \\ z \notin \Lambda_n^+ \cup H}} \mathbb{P}_\beta[s \xleftrightarrow{\Lambda_n^+} y] p_{yz, \beta} \right) p_{rs, \beta} \\ &\leq \left(1 - \frac{1}{4d^2}\right)^\ell \left(1 + \frac{1}{2d}\right) \sum_{\substack{r \in B \\ s \notin B \cup H^-}} \mathbb{P}_\beta[v \xleftrightarrow{B} r] p_{rs, \beta} \\ &\stackrel{(3.22)}{\leq} \left(1 - \frac{1}{4d^2}\right)^{\ell+1} \left(1 + \frac{1}{2d}\right). \end{aligned}$$

This concludes the induction. Now, let $k \leq n/2$. Then¹, $k \leq n_{\lfloor m/2 \rfloor}$ where $m := \log_2(\frac{n}{2k})$. As a consequence, by (3.21), if $v \in \Lambda_k^+$,

$$\sum_{\substack{y \in \Lambda_n^+ \\ z \notin \Lambda_n^+ \cup H}} \mathbb{P}_\beta[v \xleftrightarrow{\Lambda_n^+} y] p_{yz, \beta} \leq \left(1 - \frac{1}{4d^2}\right)^{(\alpha/2)-1} \left(1 + \frac{1}{2d}\right) \leq 4 \left(\frac{2k}{n}\right)^2, \quad (3.23)$$

where $c = \frac{|\log(1 - \frac{1}{4d^2})|}{2 \log 2}$, and where we used that for $d \geq 1$, $(1 - \frac{1}{4d^2})^{-1} \leq 1 + \frac{1}{2d} \leq 2$. \square

¹We notice that for $\ell \geq 0$, one has $n_\ell \geq \frac{n}{2^\ell} - \sum_{k=0}^{\ell-1} \frac{L+2}{2^k} \geq \frac{n}{2^\ell} - 6L$. Hence, for $\ell = \lfloor m/2 \rfloor$ with $m = \log_2(\frac{n}{2k})$, we get

$$n_\ell \geq \frac{n}{2^{m/2}} - 6L = \sqrt{2k}\sqrt{n} - 6L \geq 2k - 6L \geq k,$$

where we used that $n \geq 2k$ and $k \geq 6L$.

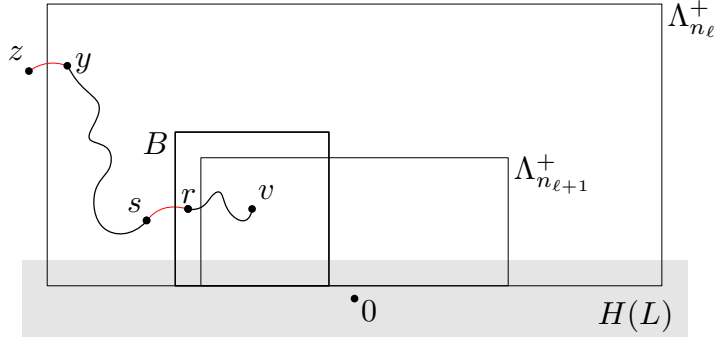


Figure 4: An illustration of the proof of Lemma 3.5. For convenience, we have rotated the picture by $\pi/2$. The light grey region corresponds to H . The bold black line corresponds to an open self-avoiding path connecting v to y . The red lines correspond to long open edges. The sequence $(n_\ell)_{\ell \geq 0}$ has been constructed in such a way that s remains in Λ_{n_ℓ} .

3.2 Improving the ℓ^∞ bound

Proposition 3.1 implies an improved ℓ^1 -type bound on the half-space two-point function (when \mathbf{C}, L are large). We will use this improvement to deduce an improved ℓ^∞ bound on the half-space two-point function. The following estimate is a key step of the proof.

Proposition 3.6 (Control of the gradient). *Fix $d > 6$ and $\eta > 0$. There exist $\delta = \delta(\eta, d) \in (0, 1/2)$ and $\mathbf{C}_3 = \mathbf{C}_3(\eta, d) > 0$ such that the following holds true: for every $\mathbf{C} > \mathbf{C}_3$, there exists $L_3 = L_3(\eta, \mathbf{C}, d)$ such that*

$$|\mathbb{P}_\beta[u \xleftrightarrow{\mathbb{H}_n} x] - \mathbb{P}_\beta[v \xleftrightarrow{\mathbb{H}_n} x]| \leq \eta \frac{\mathbf{C}}{L^d} \left(\frac{L}{L \vee n} \right)^{d-1} \quad (3.24)$$

for every $L \geq L_3$, $\beta < \beta^*(\mathbf{C}, L)$, $n \geq 0$, $x \in \partial\mathbb{H}_n$, and $u, v \in \Lambda_{\lfloor \delta n \rfloor \vee L} \setminus \{x\}$.

With this regularity estimate, one may improve (ℓ_β^∞) .

Corollary 3.7 (Improvement of the ℓ^∞ bound). *Fix $d > 6$. There exists $\mathbf{C}_4 = \mathbf{C}_4(d) > 0$ such that the following holds. For every $\mathbf{C} > \mathbf{C}_4$, there exists $L_4 = L_4(\mathbf{C}, d)$ such that for every $L \geq L_4$ and every $\beta < \beta^*(\mathbf{C}, L)$,*

$$\mathbb{P}_\beta[0 \xleftrightarrow{\mathbb{H}_n} x] \leq \frac{\mathbf{C}}{2L^d} \left(\frac{L}{L \vee n} \right)^{d-1} \quad \forall n \geq 0, \forall x \in (\partial\mathbb{H}_n)^*. \quad (3.25)$$

Proof. Fix $d > 6$. Set $\eta = \frac{1}{4}$. Let \mathbf{C}_1 be given by Proposition 3.1 and $\delta = \delta(\eta, d)$, $\mathbf{C}_3 = \mathbf{C}_3(\eta, d)$ be given by Proposition 3.6. Let $\mathbf{C} > \mathbf{C}_1 \vee \mathbf{C}_3$. It will be taken larger below. Let also $L \geq L_3$ where $L_3 = L_3(\eta, \mathbf{C}, d)$ is given by Proposition 3.6. Let $n \geq 0$ and $x \in (\partial\mathbb{H}_n)^*$. Set $V_n := \{y \in \Lambda_{\lfloor \delta n \rfloor \vee L} \setminus \{x\} : y_1 = 0\}$. Proposition 3.6 gives that for every $\beta < \beta^*(\mathbf{C}, L)$ and every $y \in V_n$,

$$\mathbb{P}_\beta[0 \xleftrightarrow{\mathbb{H}_n} x - y] = \mathbb{P}_\beta[y \xleftrightarrow{\mathbb{H}_n} x] \geq \mathbb{P}_\beta[0 \xleftrightarrow{\mathbb{H}_n} x] - \eta \frac{\mathbf{C}}{L^d} \left(\frac{L}{L \vee n} \right)^{d-1}.$$

Averaging over $y \in V_n$ gives

$$\frac{\psi(\mathbb{H}_n)}{|V_n|} \geq \frac{1}{|V_n|} \sum_{y \in V_n} \mathbb{P}_\beta[y \xleftrightarrow{\mathbb{H}_n} x] \geq \mathbb{P}_\beta[0 \xleftrightarrow{\mathbb{H}_n} x] - \eta \frac{\mathbf{C}}{L^d} \left(\frac{L}{L \vee n} \right)^{d-1}. \quad (3.26)$$

Proposition 3.1 implies that for $L \geq L_1 \vee L_3$ (where $L_1 = L_1(\mathbf{C}, d)$ is provided by Proposition 3.1),

$$\mathbb{P}_\beta[0 \xleftrightarrow{\mathbb{H}_n} x] \leq \frac{1}{|V_n|} \frac{128e^2}{L} + \eta \frac{\mathbf{C}}{L^d} \left(\frac{L}{L \vee n} \right)^{d-1}. \quad (3.27)$$

Since $\eta = \frac{1}{4}$, choose $\mathbf{C} > \mathbf{C}_4 := (4 \frac{128e^2}{\delta^{d-1}}) \vee \mathbf{C}_1 \vee \mathbf{C}_3$ and $L_4 := L_1 \vee L_3$ to conclude. \square

The remainder of this section is devoted to the proof of Proposition 3.6. The following lemma is an iterated version of Lemmata 1.3 and 2.1.

Lemma 3.8. *Fix $d > 6$, $\mathbf{C} > 1$, and $L \geq 1$. Then, for every $\beta < \beta^*(\mathbf{C}, L)$, every $n \geq 0$, every $x \in \partial\mathbb{H}_n$, every $u \in \mathbb{H}_n$, every $T \geq 1$,*

$$\begin{aligned} 0 &\leq \left(\sum_{t=0}^T \varphi^t \mathbb{P}_u^{\text{RW}}[X_t^u = x, \tau_n^u > t] + \varphi^T \mathbb{E}_u^{\text{RW}} \left[\mathbb{P}_\beta[X_T^u \xleftrightarrow{\mathbb{H}_n} x] \mathbf{1}_{\tau_n^u > T, X_T^u \neq x} \right] \right) - \mathbb{P}_\beta[u \xleftrightarrow{\mathbb{H}_n} x] \\ &\leq \left(\sum_{t=0}^{T-1} \varphi^t \right) \max_{w \in \Lambda_{(T-1)L}(u) \cap \mathbb{H}_n} E_\beta(\{w\}, \mathbb{H}_n, w, x), \end{aligned} \quad (3.28)$$

where $\tau_n^u := \inf\{k \geq 1 : X_k^u \notin \mathbb{H}_n\}$ and $\varphi := \varphi_\beta(\{0\})$.

Proof. One application of Lemmata 1.3 and 2.1 with $S = \{u\}$ and $\Lambda = \mathbb{H}_n$ gives,

$$0 \leq \left(\mathbf{1}_{u=x} + \varphi \mathbb{E}_u^{\text{RW}} \left[\mathbb{P}_\beta[X_1^u \xleftrightarrow{\mathbb{H}_n} x] \mathbf{1}_{\tau_n^u > 1} \right] \right) - \mathbb{P}_\beta[u \xleftrightarrow{\mathbb{H}_n} x] \leq E_\beta(\{u\}, \mathbb{H}_n, u, x). \quad (3.29)$$

The term in the middle of (3.29) can be rewritten

$$\left(\sum_{t=0}^1 \varphi^t \mathbb{P}_u^{\text{RW}}[X_t^u = x, \tau_n^u > t] + \varphi \mathbb{E}_u^{\text{RW}} \left[\mathbb{P}_\beta[X_1^u \xleftrightarrow{\mathbb{H}_n} x] \mathbf{1}_{\tau_n^u > 1, X_1^u \neq x} \right] \right) - \mathbb{P}_\beta[u \xleftrightarrow{\mathbb{H}_n} x]. \quad (3.30)$$

The proof follows by iterating the application of the two lemmata (successively with $S = \{X_1^u\}, \{X_2^u\}, \dots, \{X_{T-1}^u\}$ and $\Lambda = \mathbb{H}_n$) and by noticing that, for $k \leq T-1$,

$$\mathbb{E}_u^{\text{RW}}[E_\beta(\{X_k^u\}, \mathbb{H}_n, X_k^u, x)] \leq \max_{w \in \Lambda_{kL}(u) \cap \mathbb{H}_n} E_\beta(\{w\}, \mathbb{H}_n, w, x) \quad (3.31)$$

$$\leq \max_{w \in \Lambda_{(T-1)L}(u) \cap \mathbb{H}_n} E_\beta(\{w\}, \mathbb{H}_n, w, x). \quad (3.32)$$

\square

Proof of Proposition 3.6. Fix $\eta > 0$. We let $\delta = \delta(\eta, d) > 0$ to be chosen later (think of it as small). Also, let $\mathbf{C} > 1$ and $L \geq 1$ to be taken large enough. Let $\beta < \beta^*(\mathbf{C}, L)$, $n \geq 0$, and $x \in \partial\mathbb{H}_n$. We distinguish two cases: $\lfloor \delta n \rfloor \vee L = \lfloor \delta n \rfloor$, or $\lfloor \delta n \rfloor \vee L = L$. The first case fixes how small δ has to be, while the second case fixes how large \mathbf{C} and L have to be. For simplicity, below, we omit integer rounding.

Case $n \geq \delta^{-1}L$. We split the proof in two depending on whether the distance between u and v is smaller than $2L$ or not.

Assume first that $u, v \in \Lambda_{n/3}$ are such that $|u - v| \leq 2L$. Let $T \geq 1$ to be fixed and assume that $\delta \leq \frac{1}{6T}$, so that $n \geq 6TL$. We set $\varphi := \varphi_\beta(\{0\})$. By Lemma 3.8,

$$\mathbb{P}_\beta[u \xleftrightarrow{\mathbb{H}_n} x] \leq \varphi^T \mathbb{E}_u^{\text{RW}}[\mathbb{P}_\beta[X_T^u \xleftrightarrow{\mathbb{H}_n} x]], \quad (3.33)$$

$$\mathbb{P}_\beta[v \xleftrightarrow{\mathbb{H}_n} x] \geq \varphi^T \mathbb{E}_v^{\text{RW}}[\mathbb{P}_\beta[X_T^v \xleftrightarrow{\mathbb{H}_n} x]] - \left(\sum_{t=0}^{T-1} \varphi^t \right) \max_{w \in \Lambda_{n/3+TL}} E_\beta(\{w\}, \mathbb{H}_n, w, x), \quad (3.34)$$

where we used that since $n \geq 6TL$, one has (if $w \in \{u, v\}$) $\mathbb{1}_{\tau_n^w > T} = 1$ and also $\mathbb{1}_{X_k^w \neq x} = 1$ for all $k \leq T$. A random-walk estimate² implies the existence of $T = T(\eta, d)$ large enough such that X_T^u and X_T^v can be coupled to coincide with probability larger than $1 - \eta/2^{d+2}$ (see for instance [LL10, Lemma 2.4.3]). This implies

$$\begin{aligned} \mathbb{E}_u^{\text{RW}}[\mathbb{P}_\beta[X_T^u \xleftrightarrow{\mathbb{H}_n} x]] - \mathbb{E}_v^{\text{RW}}[\mathbb{P}_\beta[X_T^v \xleftrightarrow{\mathbb{H}_n} x]] &\leq \frac{\eta}{2^{d+2}} \max \left\{ \mathbb{P}_\beta[w \xleftrightarrow{\mathbb{H}_n} x] : w \in \Lambda_{n/3+TL} \right\} \\ &\leq \frac{\eta}{2^{d+2}} \max \left\{ \mathbb{P}_\beta[w \xleftrightarrow{\mathbb{H}_n} x] : w \in \Lambda_{n/2} \right\} \\ &\stackrel{(\ell_\beta^\infty)}{\leq} \frac{\eta}{8} \frac{\mathbf{C}}{Ln^{d-1}}. \end{aligned} \quad (3.35)$$

Lemma 2.5 gives

$$\max_{w \in \Lambda_{n/3+TL}} E_\beta(\{w\}, \mathbb{H}_n, w, x) \leq \frac{D}{L^{d-2}} \frac{\mathbf{C}}{Ln^{d-1}}. \quad (3.36)$$

Furthermore, by Proposition 3.3, $\varphi \leq 1 + \frac{K}{L^d}$. Hence, we may choose $L_3 = L_3(\eta, T, \mathbf{C}, d)$ large enough such that for $L \geq L_3$, $\frac{D}{L^{d-2}} \sum_{t=0}^{T-1} \varphi^t \leq \eta/4$ and $\varphi^T \leq 2$. Plugging (3.35) and (3.36) in the difference of (3.33) and (3.34) gives

$$\mathbb{P}_\beta[u \xleftrightarrow{\mathbb{H}_n} x] - \mathbb{P}_\beta[v \xleftrightarrow{\mathbb{H}_n} x] \leq \frac{\eta}{2} \frac{\mathbf{C}}{Ln^{d-1}}. \quad (3.37)$$

We turn to the general case $u, v \in \Lambda_{\delta n}$. We prove the result when u and v differ by one coordinate only and assume that the difference of the coordinate is even as the latter assumption can be relaxed by using the previous estimate when u and v are at distance 1 (which is less than $2L$), and the former by summing increments over coordinates. By rotating and translating (here we will use that $\delta n + n/3 \leq n/2$), we may therefore consider $u = k\mathbf{e}_1$ and $v = -k\mathbf{e}_1$ with $k \leq \delta n$.

Recall that for $\ell \geq 1$, $\Lambda_\ell^+ = \{x \in \Lambda_\ell : x_1 > 0\}$. Consider the sets $B^+ := \Lambda_{n/3}^+$ and $B^- := -\Lambda_{n/3}^+$. By Lemmata 1.3 and 2.1,

$$\mathbb{P}_\beta[u \xleftrightarrow{\mathbb{H}_n} x] \leq \sum_{\substack{y \in B^+ \\ z \notin B^+}} \mathbb{P}_\beta[u \xleftrightarrow{B^+} y] p_{yz, \beta} \mathbb{P}_\beta[z \xleftrightarrow{\mathbb{H}_n} x], \quad (3.38)$$

$$\mathbb{P}_\beta[v \xleftrightarrow{\mathbb{H}_n} x] \geq \sum_{\substack{y \in B^- \\ z \notin B^-}} \mathbb{P}_\beta[v \xleftrightarrow{B^-} y] p_{yz, \beta} \mathbb{P}_\beta[z \xleftrightarrow{\mathbb{H}_n} x] - E_\beta(B^-, \mathbb{H}_n, v, x). \quad (3.39)$$

Now, when $z \in H(L) = \{v \in \mathbb{Z}^d : |v_1| \leq L\}$, we may associate every pair (y, z) in the sum in (3.38) with the pair (y', z') symmetric with respect to the hyperplane $\{u \in \mathbb{Z}^d : u_1 = 0\}$ in the sum in (3.39), see Figure 5. By doing so, we notice that z and z' are within a distance $2L$ of each other. Hence, if $L \geq L_3$, for such pairs (y, z) and (y', z') , by (3.37),

$$\left| \mathbb{P}_\beta[z \xleftrightarrow{\mathbb{H}_n} x] - \mathbb{P}_\beta[z' \xleftrightarrow{\mathbb{H}_n} x] \right| \leq \frac{\eta}{2} \frac{\mathbf{C}}{Ln^{d-1}} \quad (3.40)$$

²Let us sketch a proof. Let $\kappa > 0$ to be chosen small enough in terms of η . The idea is to begin by coupling the two random walks X^u and X^v in such a way that they get at a distance $\leq 1 \vee \kappa L$ after $t = t(\eta, \kappa, d)$ steps with probability at least $\eta/2^{d+3}$. This follows from classical results (see for instance [Uch11] and references therein) since $|u - v| \leq 2L$. Conditional on this event, the uniform laws on $\Lambda_L(X_t^u) \setminus \{X_t^u\}$ and $\Lambda_L(X_t^v) \setminus \{X_t^v\}$ are at distance (in total variation) of order $O(\kappa)$. Considering the best coupling of these two laws permits to construct X_{t+1}^u and X_{t+1}^v in such a way that $\mathbb{P}[X_{t+1}^u \neq X_{t+1}^v] \leq O(\kappa) + \eta/2^{d+3}$. It remains to choose κ small enough so that $O(\kappa) \leq \eta/2^{d+3}$.

Plugging this estimate in the difference of (3.38) and (3.39), and then invoking Lemma 3.5 with $k = \delta n$ and $n/3$ (to the cost of potentially increasing L again), gives³

$$\mathbb{P}_\beta[u \xleftrightarrow{\mathbb{H}_n} x] - \mathbb{P}_\beta[v \xleftrightarrow{\mathbb{H}_n} x] \quad (3.41)$$

$$\begin{aligned} &\leq \frac{\eta}{2} \frac{\mathbf{C}}{Ln^{d-1}} \varphi_\beta(B^+) + \frac{\mathbf{C}}{L(n/2)^{d-1}} \sum_{\substack{y \in B^+ \\ z \notin B^+ \cup H}} \mathbb{P}_\beta[u \xleftrightarrow{B^+} y] p_{yz, \beta} + E_\beta(B^-, \Lambda, v, x) \\ &\leq \frac{\mathbf{C}}{Ln^{d-1}} \left[\frac{\eta}{2} \left(1 + \frac{K}{L^d}\right) + 2^{d-1} 4(6\delta)^c + \frac{D}{L^{d-2}} \right], \end{aligned} \quad (3.42)$$

where we used (ℓ_β^∞) in the second line, and Proposition 3.3 and Lemma 2.5 in the third line. The proof follows by choosing δ small enough and L_3 large enough so that

$$\frac{\eta}{2} \left(1 + \frac{K}{L_3^d}\right) + 2^{d-1} 4(6\delta)^c + \frac{D}{L_3^{d-2}} \leq \eta. \quad (3.43)$$

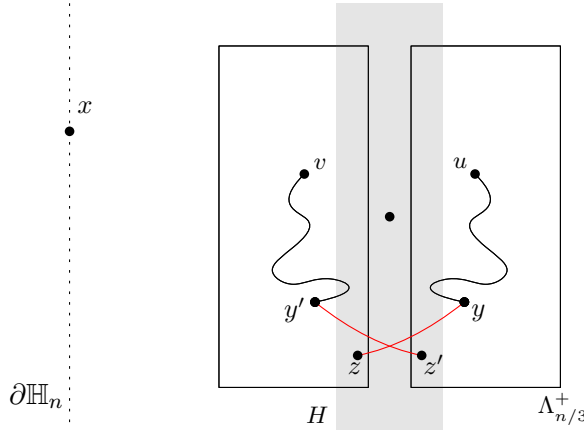


Figure 5: An illustration of the pairing used in the proof of Proposition 3.6. The red path corresponds to a long open edge “jumping” outside $\Lambda_{n/3}^+$ (resp. $-\Lambda_{n/3}^+$). The grey region corresponds to H . Since u (resp. v) is close to $\{u \in \mathbb{Z}^d : u_1 = 0\}$, a connection from u (resp. v) to x will likely enter H if it exits $\Lambda_{n/3}^+$ (resp. $-\Lambda_{n/3}^+$), as seen in Lemma 3.5.

Case $n \leq \delta^{-1}L$. The value of δ is now fixed by the previous case. Here, we will prove that both $\mathbb{P}_\beta[u \xleftrightarrow{\mathbb{H}_n} x]$ and $\mathbb{P}_\beta[v \xleftrightarrow{\mathbb{H}_n} x]$ can be bounded efficiently by a random walk estimate (they will end up being both smaller than $\frac{1}{2}\eta \frac{\mathbf{C}}{L^d} (L/(L \vee n))^{d-1}$).

Consider $u \in \Lambda_L$ not equal to x . We will choose \mathbf{C} large enough, which will force to take L_3 even larger. Let $T \geq 1$ to be fixed. Using Lemma 3.8,

$$\mathbb{P}_\beta[u \xleftrightarrow{\mathbb{H}_n} x] \leq \varphi^T \mathbb{E}_u^{\text{RW}}[\mathcal{M}] + \varphi^T \mathbb{E}_u^{\text{RW}} \left[\mathbb{P}_\beta[X_T \xleftrightarrow{\mathbb{H}} x] \mathbf{1}_{\tau_n^u > T, X_T^u \neq x} \right], \quad (3.44)$$

³Here, we used that if $d(z, B^- \cup B^+) \leq L(\leq \frac{n}{6T} \leq \frac{n}{6})$, then

$$\mathbb{P}_\beta[z \xleftrightarrow{\mathbb{H}_n} x] \leq \max\{\mathbb{P}_\beta[w \xleftrightarrow{\mathbb{H}_n} x] : w \in \Lambda_{n/3+L}\} \leq \max\{\mathbb{P}_\beta[w \xleftrightarrow{\mathbb{H}_n} x] : w \in \Lambda_{n/2}\} \stackrel{(\ell_\beta^\infty)}{\leq} \frac{\mathbf{C}}{L(n/2)^{d-1}}.$$

where $\mathcal{M} := |\{1 \leq t \leq T \wedge (\tau_n^u - 1) : X_t^u = x\}|$. Classical random walk estimates (see [LL10]) give the existence of $C_{\text{RW}} = C_{\text{RW}}(\delta, d) > 0$ such that

$$\mathbb{E}_u^{\text{RW}}[\mathcal{M}] \leq \frac{C_{\text{RW}}}{L^d} \left(\frac{L}{L \vee n} \right)^{d-1}, \quad (3.45)$$

$$\mathbb{P}_u^{\text{RW}}[\tau > T] \leq \frac{C_{\text{RW}}}{T^{(d-1)/2}}. \quad (3.46)$$

Choose T large enough such that $2C_{\text{RW}}T^{-(d-1)/2} \leq \delta^{d-1}\eta/4$ and L such that $(1 + K/L^d)^T \leq 2$. Plugging (3.45) and (3.46) in (3.44) for this choice of T gives

$$\mathbb{P}_\beta[u \xleftrightarrow{\mathbb{H}_n} x] \leq \frac{C_{\text{RW}}}{L^d} \left(\frac{L}{L \vee n} \right)^{d-1} + \frac{\eta}{4} \frac{\mathbf{C}}{L(L/\delta)^{d-1}} \quad (3.47)$$

$$\leq \frac{C_{\text{RW}}}{L^d} \left(\frac{L}{L \vee n} \right)^{d-1} + \frac{\eta \mathbf{C}}{4L} \left(\frac{L}{L \vee n} \right)^{d-1}, \quad (3.48)$$

where we used (ℓ_β^∞) to argue that $\mathbb{P}_\beta[X_T \xleftrightarrow{\mathbb{H}} x] \mathbf{1}_{\tau_n^u > T, X_T^u \neq x} \leq \frac{\mathbf{C}}{L^d}$. Finally, choosing $\mathbf{C} > 4C_{\text{RW}}/\eta$ gives

$$\mathbb{P}_\beta[u \xleftrightarrow{\mathbb{H}_n} x] \leq \frac{1}{2} \eta \frac{\mathbf{C}}{L^d} \left(\frac{L}{L \vee n} \right)^{d-1} \quad (3.49)$$

and concludes the proof. \square

3.3 Conclusion

We are now in a position to prove the following proposition.

Proposition 3.9. *Fix $d > 6$. There exist $C, L_0 > 0$ such that for every $L \geq L_0$,*

$$\beta_c \leq 1 + \frac{C}{L^d}, \quad (3.50)$$

$$\varphi_{\beta_c}(B) \leq 1 + \frac{C}{L^d} \quad \forall B \in \mathcal{B}, \quad (3.51)$$

$$E_{\beta_c}(B) \leq \frac{C}{L^d} \quad \forall B \in \mathcal{B}, \quad (3.52)$$

$$\psi_{\beta_c}(\mathbb{H}_n) \leq \frac{C}{L} \quad \forall n \geq 0, \quad (3.53)$$

$$\mathbb{P}_{\beta_c}[0 \leftrightarrow x] \leq \frac{C}{L^d} \left(\frac{L}{L \vee |x|} \right)^{d-2} \quad \forall x \in (\mathbb{Z}^d)^*, \quad (3.54)$$

$$\mathbb{P}_{\beta_c}[0 \xleftrightarrow{\mathbb{H}} x] \leq \frac{C}{L^d} \left(\frac{L}{L \vee |x_1|} \right)^{d-1} \quad \forall x \in \mathbb{H}^*. \quad (3.55)$$

Proof. Let $\mathbf{C} > 1$ and $L \geq 1$ to be fixed. By Proposition 3.1 and Corollary 3.7, we find that if \mathbf{C} and L are large enough, for every $\beta < \beta^*(\mathbf{C}, L)$,

$$\psi_\beta(\mathbb{H}_n) \leq \frac{\mathbf{C}}{2L} \quad \forall n \geq 0, \quad (3.56)$$

$$\mathbb{P}_\beta[0 \xleftrightarrow{\mathbb{H}_n} x] \leq \frac{\mathbf{C}}{2L^d} \left(\frac{L}{L \vee n} \right)^{d-1} \quad \forall n \geq 0, \forall x \in (\partial\mathbb{H}_n)^*. \quad (3.57)$$

These bounds are still true at $\beta = \beta^*$ thanks to the monotone convergence theorem. We will use (3.56)–(3.57) to show by contradiction that, for this choice of \mathbf{C} and L , one has $\beta^*(\mathbf{C}, L) = 2 \wedge \beta_c$.

Let us now assume by contradiction that $\beta^* < 2 \wedge \beta_c$. Consider $\beta^{**} \in (\beta^*, 2 \wedge \beta_c)$. Exponential decay of correlations when $\beta < \beta_c$ [Men86, AB87] (see also [DCT16]) implies the existence of $c, C > 0$ (which depend on β^{**}) such that, for every $n \geq 0$ and every $x \in \partial\mathbb{H}_n$,

$$\mathbb{P}_{\beta^{**}}[0 \xleftrightarrow{\mathbb{H}_n} x] \leq \mathbb{P}_{\beta^{**}}[0 \leftrightarrow x] \leq Ce^{-c|x|}. \quad (3.58)$$

By monotonicity of the quantities of interest in β and (3.58), there exists $N = N(\beta^{**}, \mathbf{C}, L)$ such that, for all $\beta \leq \beta^{**}$,

$$\psi_\beta(\mathbb{H}_n) = \sum_{x \in (\partial\mathbb{H}_n)^*} \mathbb{P}_\beta[0 \xleftrightarrow{\mathbb{H}_n} x] < \frac{\mathbf{C}}{L} \quad \forall n \geq N, \quad (3.59)$$

$$\mathbb{P}_\beta[0 \xleftrightarrow{\mathbb{H}_n} x] < \frac{\mathbf{C}}{L^d} \left(\frac{L}{L \vee n} \right)^{d-1} \quad \forall n \geq 0, \forall x \in \partial\mathbb{H}_n \setminus \Lambda_N. \quad (3.60)$$

Now, the continuity (below β_c) of the maps $\beta \mapsto \max\{\varphi_\beta(\mathbb{H}_n) : 0 \leq n \leq N-1\}$ and $\beta \mapsto \max\{\mathbb{P}_\beta[0 \xleftrightarrow{\mathbb{H}_n} x] : x \in \Lambda_N \cap \partial\mathbb{H}_n, n \geq 0\}$ together with (3.56)–(3.57) gives the existence of $\beta \in (\beta^*, \beta^{**})$ such that

$$\psi_\beta(\mathbb{H}_n) = \sum_{x \in (\partial\mathbb{H}_n)^*} \mathbb{P}_\beta[0 \xleftrightarrow{\mathbb{H}_n} x] < \frac{\mathbf{C}}{L} \quad \forall n \leq N-1, \quad (3.61)$$

$$\mathbb{P}_\beta[0 \xleftrightarrow{\mathbb{H}_n} x] < \frac{\mathbf{C}}{L^d} \left(\frac{L}{L \vee n} \right)^{d-1} \quad \forall n \geq 0, \forall x \in \partial\mathbb{H}_n \cap \Lambda_N. \quad (3.62)$$

Combining (3.59)–(3.62), we obtained the existence of $\beta \in (\beta^*, 2 \wedge \beta_c)$ such that (ℓ_β^1) and (ℓ_β^∞) hold. This contradicts the definition of β^* .

From all of this, we obtain that $\beta^* = 2 \wedge \beta_c$ and that in addition the properties hold until $2 \wedge \beta_c$. Proposition 3.3 implies the right bound on $\varphi_\beta(B)$ and Lemma 2.2 implies the right bound on $E_\beta(B)$, for every $B \in \mathcal{B}$, and every $\beta < \beta^*$. A new application of the monotone convergence theorem implies the bounds at β^* .

It remains to show that $\beta_c < 2$ or simply that $\beta^* < 2$ for L large enough. To do so, notice that

$$|\Lambda_L|(1 - e^{-\beta^* c_L}) = \varphi_{\beta^*}(\{0\}) \leq 1 + \frac{K}{L^d} \quad (3.63)$$

implies that for L large enough,

$$\beta^* \leq 1 + \frac{2K}{L^d}. \quad (3.64)$$

This concludes the proof by choosing L so large that $\frac{2K}{L^d} < 1$. \square

We conclude this section by proving Theorem 1.1.

Proof of Theorem 1.1. Fix $d > 6$. Let C, L_0 be given by Proposition 3.9 and let $L \geq L_0$. Let $A = A(d) \geq 1$ be such that

$$t^{d-1} \leq Ae^t \quad \forall t \geq 1. \quad (3.65)$$

Proof of (1.5). First, if $\beta \leq \beta_c$, Proposition 3.9 implies that for $x \in \mathbb{Z}^d \setminus \{0\}$ with $|x| \leq L_\beta$,

$$\mathbb{P}_\beta[0 \leftrightarrow x] \leq \frac{C}{L^d} \left(\frac{L}{L \vee |x|} \right)^{d-2} \leq \frac{e^2 C}{L^d} \left(\frac{L}{L \vee |x|} \right)^{d-2} e^{-2|x|/L_\beta}. \quad (3.66)$$

We now turn to the case of $\beta < \beta_c$ with $L_\beta \geq L$ and $|x| > L_\beta$ (recall that $L_{\beta_c} = \infty$). Iterating (1.10) $k := \lfloor \frac{|x|}{L_\beta} \rfloor - 2$ times with S being translates of Λ_{L_β} and $\Lambda = \mathbb{Z}^d$, we get (recall that by definition of L_β , one has $\varphi_\beta(\Lambda_{L_\beta}) \leq e^{-2}$)

$$\mathbb{P}_\beta[0 \leftrightarrow x] \leq \varphi_\beta(\Lambda_{L_\beta})^k \max \{ \mathbb{P}_\beta[y \leftrightarrow x] : y \notin \Lambda_{L_\beta}(x) \} \quad (3.67)$$

$$\stackrel{(3.54)}{\leq} e^{-2k} \frac{C}{L^2 L_\beta^{d-2}} \leq \frac{e^6 C}{L^2 L_\beta^{d-2}} e^{-2|x|/L_\beta} \stackrel{(3.65)}{\leq} \frac{e^6 AC}{L^2 |x|^{d-2}} e^{-|x|/L_\beta}. \quad (3.68)$$

Proof of (1.6). Again, if $\beta \leq \beta_c$, Proposition 3.9 implies that for $x \in \mathbb{H}^*$ with $x_1 \leq L_\beta$,

$$\mathbb{P}_\beta[0 \overset{\mathbb{H}}{\leftrightarrow} x] \leq \frac{C}{L^d} \left(\frac{L}{L \vee |x_1|} \right)^{d-1} \leq \frac{e^2 C}{L^d} \left(\frac{L}{L \vee |x_1|} \right)^{d-1} e^{-2|x_1|/L_\beta}. \quad (3.69)$$

Turning to the case of $\beta < \beta_c$ with $L_\beta \geq L$ and $|x_1| > L_\beta$, iterating (1.10) $\ell := \lfloor |x_1|/L_\beta \rfloor - 2$ times with S being translates of Λ_{L_β} (starting with $\Lambda_{L_\beta}(x)$) and $\Lambda = \mathbb{H}$, we obtain

$$\mathbb{P}_\beta[0 \overset{\mathbb{H}}{\leftrightarrow} x] = \mathbb{P}_\beta[x \overset{\mathbb{H}}{\leftrightarrow} 0] \leq \varphi_\beta(\Lambda_{L_\beta})^\ell \max \{ \mathbb{P}_\beta[0 \overset{\mathbb{H}}{\leftrightarrow} y : y_1 > L_\beta] \} \stackrel{(3.55)}{\leq} \frac{e^6 C}{LL_\beta^{d-1}} e^{-2|x_1|/L_\beta} \quad (3.70)$$

$$\stackrel{(3.65)}{\leq} \frac{e^6 AC}{L|x_1|^{d-1}} e^{-|x_1|/L_\beta} \quad (3.71)$$

Gathering (3.66)–(3.69) and (3.71), we obtained: for all $\beta \leq \beta_c$ such that $L_\beta \geq L$, for all $x \in \mathbb{Z}^d \setminus \{0\}$,

$$\mathbb{P}_\beta[0 \leftrightarrow x] \leq \frac{e^6 AC}{L^d} \left(\frac{L}{L \vee |x|} \right)^{d-2} \exp(-|x|/L_\beta), \quad (3.72)$$

$$\mathbb{P}_\beta[0 \overset{\mathbb{H}}{\leftrightarrow} x] \leq \frac{e^6 AC}{L^d} \left(\frac{L}{L \vee |x_1|} \right)^{d-1} \exp(-|x_1|/L_\beta). \quad (3.73)$$

This concludes the proof. \square

A A convolution estimate

Proposition A.1. *Let $d > 4$ and $L \geq 1$. Let $f : \mathbb{Z}^d \rightarrow \mathbb{R}^+$. Assume that there exists $\mathbf{C} > 0$ such that for all $x \in \mathbb{Z}^d$,*

$$f(x) \leq \mathbf{1}_{x=0} + \frac{\mathbf{C}}{L^d} \left(\frac{L}{L \vee |x|} \right)^{d-2}. \quad (\text{A.1})$$

Then, there exists $A = A(\mathbf{C}, d) > 0$ (independent of L) such that, for all $x \in \mathbb{Z}^d$,

$$(f * f)(x) := \sum_{y \in \mathbb{Z}^d} f(y) f(x - y) \leq A \left(\mathbf{1}_{x=0} + \mathbf{1}_{x \neq 0} \frac{1}{L^4} \frac{1}{(L \vee |x|)^{d-4}} \right). \quad (\text{A.2})$$

Proof. Below, the constants C_i depend on \mathbf{C} and d only. The case $x = 0$ follows from the hypothesis that $d > 4$. We turn to the case $x \neq 0$, which we split into two subcases.

Case $|x| \leq 2L$. We write

$$\sum_{y \in \Lambda_{4L} \setminus \{0, x\}} f(y)f(x-y) \stackrel{(A.1)}{\leq} |\Lambda_{4L}| \frac{\mathbf{C}^2}{L^{2d}} \leq \frac{C_1}{L^d}. \quad (\text{A.3})$$

Moreover,

$$\sum_{y \notin \Lambda_{4L}} f(y)f(x-y) \stackrel{(A.1)}{\leq} \frac{C_2}{L^4} \sum_{|u| \geq 2L} \frac{1}{|u|^{2d-4}} \leq \frac{C_3}{L^d}. \quad (\text{A.4})$$

The proof in this case follows from the two last displayed equations and the fact that $f(0)f(x) \leq \frac{C_4}{L^d}$.

Case $|x| > 2L$. We start by noticing that

$$\sum_{y \in \Lambda_{|x|/2}(0) \cup \Lambda_{|x|/2}(x)} f(y)f(x-y) \stackrel{(A.1)}{\leq} \frac{C_5}{L^2|x|^{d-2}} \sum_{y \in \Lambda_{|x|/2}(0)} f(y) \stackrel{(A.1)}{\leq} \frac{C_6}{L^2|x|^{d-2}} \frac{|x|^2}{L^2} = \frac{C_6}{L^4|x|^{d-4}}. \quad (\text{A.5})$$

Then,

$$\sum_{y \notin \Lambda_{|x|/2}(0) \cup \Lambda_{|x|/2}(x)} f(y)f(x-y) \stackrel{(A.1)}{\leq} \frac{C_7}{L^4} \sum_{|u| \geq |x|/2} \frac{1}{|u|^{2d-4}} \leq \frac{C_8}{L^4|x|^{d-4}}. \quad (\text{A.6})$$

The proof follows readily. \square

B Proof of Lemma 2.5

Fix $d > 6$, $\mathbf{C} > 1$, and $L \geq 1$. Also, fix $\beta < \beta^*(\mathbf{C}, L)$ and drop it from the notations. Let $n > 12L$, $x \in \partial\mathbb{H}_n$, $w \in \Lambda_{n/2}$ and $B \in \mathcal{B}$ included in $\Lambda_{n/2}$ and containing w . By definition,

$$\begin{aligned} E(B, \mathbb{H}_n, w, x) &= \\ &\sum_{\substack{u \in B \\ v \in B}} \sum_{\substack{y \in B \\ z \in \mathbb{H}_n \setminus B}} \mathbb{P}[w \xleftrightarrow{B} u] \mathbb{P}[u \xleftrightarrow{B} y] p_{yz} \mathbb{P}[z \xleftrightarrow{\mathbb{H}_n} v] \mathbb{P}[u \xleftrightarrow{\mathbb{H}_n} v] \mathbb{P}_\beta[v \xleftrightarrow{\mathbb{H}_n} x] \\ &+ \sum_{\substack{u \in B \\ v \in \mathbb{H}_n}} \sum_{\substack{y, s \in B \\ z, t \in \mathbb{H}_n \setminus B \\ yz \neq st}} \mathbb{P}[w \xleftrightarrow{B} u] \mathbb{P}[u \xleftrightarrow{B} y] \mathbb{P}_\beta[u \xleftrightarrow{B} s] p_{yz} p_{st} \mathbb{P}[z \xleftrightarrow{\mathbb{H}_n} v] \mathbb{P}[t \xleftrightarrow{\mathbb{H}_n} v] \mathbb{P}[v \xleftrightarrow{\mathbb{H}_n} x]. \end{aligned} \quad (\text{B.1})$$

$$(\text{B.2})$$

We split $E(B, \mathbb{H}_n, w, x)$ into a contribution coming from $v \in \mathbb{H}_{3n/4}$ that we denote (I) , and a contribution coming from $v \in \mathbb{H}_n \setminus \mathbb{H}_{3n/4}$ that we denote (II) .

Bound on (I) . Notice that

$$\max_{v \in \mathbb{H}_{3n/4}} \mathbb{P}[v \xleftrightarrow{\mathbb{H}_n} x] \stackrel{(\ell_\beta^\infty)}{\leq} \frac{\mathbf{C}}{L} \frac{1}{(n/4)^{d-1}}. \quad (\text{B.3})$$

Recall the definition of the error amplitude $E(B)$. By monotonicity and Proposition 2.2,

$$(I) \leq E(B) \cdot 4^{d-1} \frac{\mathbf{C}}{Ln^{d-1}} \leq \frac{4^{d-1}K}{L^d} \frac{\mathbf{C}}{Ln^{d-1}}. \quad (\text{B.4})$$

Bound on (II). We turn to the contribution for $v \in \mathbb{H}_n \setminus \mathbb{H}_{3n/4}$. This contribution is only coming from (B.2). Notice that z, t contribute if they are at a distance at most L from B , that is $z, t \in \Lambda_{n/2+L} \subset \Lambda_{n/2+n/12}$. If $p \in \{0, \dots, n/4 - 1\}$, $v \in \partial\mathbb{H}_{n-p}$, and z, t are as above, then $|z - v|, |t - v| \geq n/6$ and

$$\mathbb{P}[z \xleftrightarrow{\mathbb{H}_n} v] \mathbb{P}[t \xleftrightarrow{\mathbb{H}_n} v] \stackrel{(2.19)}{\leq} \frac{9\mathbf{C}^4 6^{2d-4}}{L^4 n^{2d-4}}. \quad (\text{B.5})$$

Moreover,

$$\sum_{v \in \mathbb{H}_{n-p}} \mathbb{P}[v \xleftrightarrow{\mathbb{H}_n} x] = \delta_0(p) + \psi_\beta(\mathbb{H}_p) \stackrel{(\ell_\beta^1)}{\leq} \delta_0(p) + \frac{\mathbf{C}}{L}. \quad (\text{B.6})$$

For a fixed $u \in B$, Proposition 3.3 gives

$$\sum_{\substack{y, s \in B \\ y \neq s \\ z, t \in \mathbb{H}_n \setminus B \\ z \neq t}} \mathbb{P}[u \xleftrightarrow{B} y] \mathbb{P}[u \xleftrightarrow{B} s] p_{yz} p_{st} \leq \varphi(B - u)^2 \leq \left(1 + \frac{K}{L^d}\right)^2. \quad (\text{B.7})$$

Finally, we use (2.19) to get $C_1 = C_1(\mathbf{C}, d) > 0$ such that

$$\sum_{u \in S} \mathbb{P}[w \xleftrightarrow{B} u] \leq \sum_{u \in \Lambda_{n/2}} \mathbb{P}[w \leftrightarrow u] \leq C_1 n^2. \quad (\text{B.8})$$

Putting all the previous displayed equations together and using that $n > 12L$, we obtain $C_2 = C_2(\mathbf{C}, d) > 0$ such that

$$(II) \leq \frac{C_2}{L^4 n^{d-6}} \frac{\mathbf{C}}{L n^{d-1}} \leq \frac{C_2 12^{d-6}}{L^{d-2}} \frac{\mathbf{C}}{L n^{d-1}}. \quad (\text{B.9})$$

The result follows from setting $D := 4^{d-1}K + C_2 12^{d-6}$.

References

- [AB87] Michael Aizenman and David J. Barsky. Sharpness of the phase transition in percolation models. *Communications in Mathematical Physics*, **108**(3):489–526, 1987.
- [AN84] Michael Aizenman and Charles M. Newman. Tree graph inequalities and critical behavior in percolation models. *Journal of Statistical Physics*, **36**(1-2):107–143, 1984.
- [BA91] David J. Barsky and Michael Aizenman. Percolation critical exponents under the triangle condition. *The Annals of Probability*, **19**(4):1520–1536, 1991.
- [BBS14] Roland Bauerschmidt, David C. Brydges, and Gordon Slade. Scaling limits and critical behaviour of the 4-dimensional n -component $|\varphi|^4$ spin model. *Journal of Statistical Physics*, **157**:692–742, 2014.
- [BBS15a] Roland Bauerschmidt, David C. Brydges, and Gordon Slade. Critical two-point function of the 4-dimensional weakly self-avoiding walk. *Communications in Mathematical Physics*, **338**:169–193, 2015.

- [BBS15b] Roland Bauerschmidt, David C. Brydges, and Gordon Slade. Logarithmic correction for the susceptibility of the 4-dimensional weakly self-avoiding walk: a renormalisation group analysis. *Communications in Mathematical Physics*, **337**:817–877, 2015.
- [BBS19] Roland Bauerschmidt, David C. Brydges, and Gordon Slade. *Introduction to a Renormalisation Group Method*, volume **2242**. Springer Nature, 2019.
- [BS85] David Brydges and Thomas Spencer. Self-avoiding walk in 5 or more dimensions. *Communications in Mathematical Physics*, **97**(1):125–148, 1985.
- [CH20] Shirshendu Chatterjee and Jack Hanson. Restricted percolation critical exponents in high dimensions. *Communications on Pure and Applied Mathematics*, **73**(11):2370–2429, 2020.
- [CHS23] Shirshendu Chatterjee, Jack Hanson, and Philippe Sosoe. Subcritical connectivity and some exact tail exponents in high dimensional percolation. *Communications in Mathematical Physics*, **403**(1):83–153, 2023.
- [CS15] Lung-Chi Chen and Akira Sakai. Critical two-point functions for long-range statistical-mechanical models in high dimensions. *The Annals of Probability*, **43**(2):639–681, 2015.
- [CS19] Lung-Chi Chen and Akira Sakai. Critical two-point function for long-range models with power-law couplings: The marginal case for $d \geq d_c$. *Communications in Mathematical Physics*, **372**(2):543–572, 2019.
- [DCP24a] Hugo Duminil-Copin and Romain Panis. An alternative approach for the mean-field behaviour of weakly self-avoiding walks in dimensions $d > 4$. *preprint*, 2024.
- [DCP24b] Hugo Duminil-Copin and Romain Panis. New lower bounds for the (near) critical Ising and φ^4 models’ two-point functions. *arXiv preprint arXiv:2404.05700*, 2024.
- [DCT16] Hugo Duminil-Copin and Vincent Tassion. A new proof of the sharpness of the phase transition for Bernoulli percolation and the Ising model. *Communications in Mathematical Physics*, **343**:725–745, 2016.
- [FvdH17] Robert Fitzner and Remco W. van der Hofstad. Mean-field behavior for nearest-neighbor percolation in $d > 10$. *Electronic Journal of Probability*, **22**:43, 2017.
- [Gri99] Geoffrey Grimmett. *Percolation*, volume **321**. Springer, 1999.
- [Har08] Takashi Hara. Decay of correlations in nearest-neighbor self-avoiding walk, percolation, lattice trees and animals. *The Annals of Probability*, **36**(2):530–593, 2008.
- [HHS03] Takashi Hara, Remco W. van der Hofstad, and Gordon Slade. Critical two-point functions and the lace expansion for spread-out high-dimensional percolation and related models. *The Annals of Probability*, **31**(1):349–408, 2003.

- [HMS23] Tom Hutchcroft, Emmanuel Michta, and Gordon Slade. High-dimensional near-critical percolation and the torus plateau. *The Annals of Probability*, **51**(2):580–625, 2023.
- [HS90a] Takashi Hara and Gordon Slade. Mean-field critical behaviour for percolation in high dimensions. *Communications in Mathematical Physics*, **128**(2):333–391, 1990.
- [HS90b] Takashi Hara and Gordon Slade. On the upper critical dimension of lattice trees and lattice animals. *Journal of Statistical Physics*, **59**:1469–1510, 1990.
- [HS02] Remco W. van der Hofstad and Gordon Slade. A generalised inductive approach to the lace expansion. *Probability Theory and Related Fields*, **122**(3):389–430, 2002.
- [HS05] Remco W. van der Hofstad and Akira Sakai. Critical points for spread-out self-avoiding walk, percolation and the contact process above the upper critical dimensions. *Probability Theory and Related Fields*, **132**(3):438, 2005.
- [Hut22] Tom Hutchcroft. Sharp hierarchical upper bounds on the critical two-point function for long-range percolation on \mathbb{Z}^d . *Journal of Mathematical Physics*, **63**(11), 2022.
- [Hut24] Tom Hutchcroft. Pointwise two-point function estimates and a non-perturbative proof of mean-field critical behaviour for long-range percolation. *arXiv preprint arXiv:2404.07276*, 2024.
- [Lie04] Elliott H. Lieb. A refinement of Simon’s correlation inequality. *Statistical Mechanics: Selecta of Elliott H. Lieb*, pages 447–455, 2004.
- [LL10] Gregory F. Lawler and Vlada Limic. *Random walk: a modern introduction*, volume **123**. Cambridge University Press, 2010.
- [LS23] Yucheng Liu and Gordon Slade. Gaussian deconvolution and the lace expansion for spread-out models. *arXiv preprint arXiv:2310.07640*, 2023.
- [Men86] Mikhail V. Mensikov. Coincidence of critical points in percolation problems. In *Soviet Mathematics Doklady*, volume **33**, pages 856–859, 1986.
- [Pan23] Romain Panis. Triviality of the scaling limits of critical Ising and φ^4 models with effective dimension at least four. *arXiv preprint arXiv:2309.05797*, 2023.
- [Pan24] Romain Panis. *Applications of Paths Expansions to Statistical Mechanics*. PhD thesis, Université de Genève, 2024.
- [Sak07] Akira Sakai. Lace expansion for the Ising model. *Communications in Mathematical Physics*, **272**(2):283–344, 2007.
- [Sak15] Akira Sakai. Application of the lace expansion to the φ^4 model. *Communications in Mathematical Physics*, **336**:619–648, 2015.
- [Sak22] Akira Sakai. Correct bounds on the Ising lace-expansion coefficients. *Communications in Mathematical Physics*, **392**(3):783–823, 2022.

- [Sim80] Barry Simon. Correlation inequalities and the decay of correlations in ferromagnets. *Communications in Mathematical Physics*, **77**(2):111–126, 1980.
- [Sla87] Gordon Slade. The diffusion of self-avoiding random walk in high dimensions. *Communications in Mathematical Physics*, **110**:661–683, 1987.
- [Sla06] Gordon Slade. *The Lace Expansion and Its Applications: Ecole D'Eté de Probabilités de Saint-Flour XXXIV-2004*. Springer, 2006.
- [Uch11] Kohei Uchiyama. The first hitting time of a single point for random walks. *Electronic Journal of Probability*, **16**:1960–2000, 2011.