

OATH: Efficient and Flexible Zero-Knowledge Proofs of End-to-End ML Fairness

Olive Franzese[†]*, Ali Shahin Shamsabadi[‡], and Hamed Haddadi^{‡,◇}

[†] Northwestern University, [‡] Brave Software, [◇] Imperial College London

Abstract

Though there is much interest in fair AI systems, the problem of *fairness noncompliance* – which concerns whether fair models are *used in practice* – has received lesser attention. Zero-Knowledge Proofs of Fairness (ZKPoF) address fairness noncompliance by allowing a service provider to verify to external parties that their model serves diverse demographics equitably, with guaranteed confidentiality over proprietary model parameters and data. They have great potential for building public trust and effective AI regulation, but no previous techniques for ZKPoF are fit for real-world deployment.

We present OATH, the first ZKPoF framework that is (i) *deployably efficient* with client-facing communication comparable to in-the-clear ML as a Service query answering, and an offline audit phase that verifies an asymptotically constant quantity of answered queries, (ii) *deployably flexible* with modularity for any score-based classifier given a zero-knowledge proof of correct inference, (iii) *deployably secure* with an end-to-end security model that guarantees confidentiality and fairness across training, inference, and audits. We show that OATH obtains strong robustness against malicious adversaries at concretely efficient parameter settings. Notably, OATH provides a **1343x** improvement to runtime over previous work for neural network ZKPoF, and scales up to much larger models – even DNNs with tens of millions of parameters.

1 Introduction

Since the proposal of Machine Learning (ML) fairness in 2011 [14, 26], there have been many reports [53, 27, 55, 50, 33, 23, 6, 22] identifying unfair decisions of ML models towards particular “subgroups” with certain “demographic variables” e.g., race, sex, color, disability, or location. Deploying unfair models in services including credit scoring [55, 50] and predictive justice [33] can offend and harm clients [54]. For example, in 2016, journalists from ProPublica found evidence of racial bias in an ML algorithm that assigned risk-scores to courtroom defendants, which saw deployment in justice proceedings across the United States [3]. Other examples are racial and gender biases in Google Search ads [53], Facebook ad targeting and delivery [27], commercially-used facial recognition systems [6, 22], and geographical biases in visual content creation systems [23].

These reports sparked an outpouring of research on ML fairness, a subfield that broadly aims to construct models that mitigate the impact of societal biases encoded in training data (e.g. [24, 14, 56, 40]). This line of work is of great importance as data-driven techniques continue to proliferate in public-facing applications.

A related but distinct problem to constructing fair ML models is the problem of *fairness noncompliance*, which concerns how to ensure that fair models are *used in practice* by service providers (e.g. a company providing ML-based services to their clients). This is the central concern of the present study. European and U.S. regulators [34] have called for fairness auditing to address this issue. Fairness auditing techniques are commonly described in either the *black-box* [42] or *white-box* [49, 60] setting.

Black-box fairness auditing considers an auditor (i.e. external third party) who has only query access to a model, and so measures fairness based on received and observed decisions of the service provider.

*The work was completed during Olive’s internship at Brave.

Table 1: Comparison of fairness auditing approaches in terms of fairness certificate (training only; inference only; end-to-end), assumptions (fairness definition and model type), running time, and vulnerabilities to fairness side channels (data forging attack and model switching). KEYS– RF: Random Forest; NN: Neural Network; LR: Logistic Regression.

Approach	Certificate	Fairness	Model	Runtime (sec)		Protection against	
				Client-Facing	Offline Amortized	Data Forge	Model Switch
Black-Box [41, 46]	Inference	Various	Any			✓	
C-PROFIT [49]	Training	Group	RF		.0005		✓
FairProof [60]	Inference	Individual	NN	236.4 (130 param)	80.4 (130 param)	✓	✓
OATH	End-to-End	Group	Any	.23 (all)	.0051 (LR) .0058 (130 param) 9.7 (42.5M param)	✓	✓

While these methods are an important component in developing AI regulation strategies, they do *not* reliably and accurately assess unfairness risk [8]. Further, black-box audits allow service providers to conceal the root of the problem. Since revealing unfairness can cause reputation damage and public mistrust [54], service providers may excuse bias exposed with solely black-box methods as resulting from “overlooked bugs”.

By contrast, white-box fairness auditing approaches release a service provider’s training data and model to the auditor who can verify that a fairness-aware training algorithm has been used and a fair model has been deployed. These approaches are, however, not used in the real world due to confidentiality issues. We argue in particular that methods for certifying and verifying fairness will never be used in practice if they do not protect (i) the intellectual property of model owners by guaranteeing confidentiality of model parameters and learning algorithm, and (ii) the privacy of individuals by guaranteeing confidentiality of the training data. Methods that fail to accomplish these goals range from highly disincentivized (as revealing model parameters and training algorithm result in loss of competitive advantage for service providers [51]) to *illegal* (as data privacy is protected by legislation in important applications such as medicine [16]).

Zero-Knowledge Proofs of Fairness (ZKPoF) [49, 60] are an emerging line of work that essentially provide “white-box” access to the auditor for a set of pre-specified operations, while retaining (and in fact improving upon) the confidentiality of the black-box setting. In particular, ZKPoF approaches allow the service provider to prove to the auditor that their model serves diverse demographics equitably, with provably guaranteed confidentiality of model parameters and data. They have great potential for building consumer trust and effective AI regulation since they enable active attestation of fairness in settings where it would otherwise be impossible due to confidentiality concerns. However, no previous techniques for ZKPoF are fit for real-world deployment due to numerous practical barriers: i) they only focus on one specific phase of the ML pipeline, implicitly resulting in unrealistically permissive security models, ii) they require highly restrictive assumptions about model architecture, and/or iii) they introduce huge increases in client-facing runtime.

Auditing fairness of only one phase of the ML pipeline (e.g. data collection, training, or inference) in a vacuum introduces *fairness side channels*. For example, auditing only model training (as in [49]) enables a dishonest service provider to perform a *data forging attack* by constructing an “easy” dataset for which the model satisfies fairness constraints, despite failing to meet those constraints on real client data. Moreover, if only a set number of inferences are audited a dishonest model owner can perform a *model switching attack* by using a different model during audit versus during deployment. Detecting fairness side channel attacks is very challenging especially in the black-box, but indeed even in the white-box setting [48, 20]. Therefore, we argue for the importance of performing audits in an *end-to-end* security model, which ensures that the auditor tests the “true” distribution of data (i.e. data belonging to clients receiving services from the provider), and the “true” model from which clients receive decisions.

Fairness auditing should be flexible to model type and training algorithms, as service providers under the current status quo are unlikely to make design decisions based on whether they can be audited (indeed,

they are incentivized to do the *opposite*). Moreover, biases have been discovered in various model types including transformers for vision and NLP [37, 52, 43], DNNs [12], and decision trees [36, 30, 28]. Despite this, existing works in ZKPoF make strong assumptions about model type: Confidential-PROFIT [49] works only on decision trees and random forests that use a particular training algorithm; FairProof [60] works only with very tiny fully-connected NNs (e.g. 2 hidden layers of size 8 and 2) with ReLU activations, and does not seem to scale well to greater numbers of parameters.

Previously described ZKPoF approaches have infeasible computational demands for high-volume MLaaS applications. This is in part because they require client-facing ZKPs of inference accompanying all query answers in order to retain their security guarantees. FairProof [60] directly proves that the output of a neural network inference was fair, and Confidential-PROFIT [49] certifies that a committed model was trained fairly, which must be followed by a ZKP of inference to demonstrate that a query was answered with the certified model. This poses a substantial performance hurdle – FairProof [60] requires a client-facing runtime of around *four minutes per query* to produce a proof of fairness for a neural net with only 130 parameters, and even Mystique [59], a highly optimized ZKP framework for neural nets which does not consider fairness at all, would require around *nine minutes per query* to prove correct inference on a reasonably large DNN such as ResNet-101.

In answer to these limitations, we propose OATH: a ZKPoF method for addressing fairness noncompliance that is deployably efficient, flexible, and secure. The core features of OATH are: (i) protocols for end-to-end zero-knowledge verification of fairness for the ML pipeline from training, to inference on client queries, to audit; (ii) a lightweight method for *authenticating* queries to enable accountability without having to perform client-facing ZKPs; (iii) a probabilistic audit method which provides provable guarantees on overall group fairness while requiring verification of only an asymptotically constant number of client queries. We compare our model to previous work in Table 1, and summarize our main contributions as follows:

Confidentiality. Our method enables service providers to prove that their model is fair with guaranteed confidentiality of model parameters and client data, even in the presence of an auditor with arbitrarily malicious behavior.

Client-Facing Efficiency. Our method has especially low overhead during interactions with clients, achieving runtime and communication comparable to in-the-clear MLaaS query answering.

Overall Efficiency. We prove a bound for our probabilistic audit which shows that it robustly proves fairness even while verifying the correctness of an *asymptotically constant* quantity of answered client queries. As a result, our zero-knowledge audit protocol achieves amortized runtimes of under ten seconds per query, even when proving the fairness of DNNs with tens of millions of parameters.

Flexibility. Our method is composable with arbitrary ZKPs of correct inference, making it compatible with score-based classifiers of any model architecture and any training algorithm. It is also modular to multiple group fairness metrics.

Security. Our end-to-end security model certifies consistent fairness across training, inference, and audits, even in the presence of a service provider with arbitrarily malicious behavior. This security model provides protection against fairness side channel attacks such as model switching and data forging.

2 Background & Preliminaries

Machine learning model. We assume that M is a probabilistic score-based classifier, i.e. that it can be represented as a mapping $M : F \times R \mapsto \mathbb{R}$, where F is the feature space, R is the space of random bits, and the output is a real-valued predictive score such that higher values correspond to greater probability of receiving a positive outcome. In particular, the real-valued predictive score is mapped to a binary outcome \hat{Y} where $\hat{Y} = 1$ corresponds to a positive outcome (e.g. obtaining a loan) and $\hat{Y} = 0$ corresponds to a negative outcome (e.g., being denied a loan). We assume that one feature of each query point $q \in F$ corresponds to a sensitive attribute $s \in \{a, b\}$ such as sex, race and disability.

Fairness. The ML community has proposed various fairness definitions tailored to different philosophical

assumptions and contexts. We focus on *group fairness* which ensures parity across different subgroups. We consider four common group fairness definitions: Demographic Parity [7], Equalized Odds [24], Equality of Opportunity [24] and Predictive Equality [10]. We discuss Demographic Parity here and others in Appendix 8.

Definition 2.1 (Demographic parity [7]). *A predictor \hat{Y} satisfies Demographic Parity with respect to the sensitive demographic attribute S if:*

$$\Pr[\hat{Y} = 1|S = a] = \Pr[\hat{Y} = 1|S = b] \quad \forall a, b \in S.$$

Demographic parity equalizes the probability of providing a positive outcome, $\hat{Y} = 1$ across each subgroup with a certain demographic variable a and b . Therefore, receiving positive outcomes is independent of inclusion in a particular subgroup. This fairness definition is necessary for several life-changing tasks such as loan approval and recruitment so that applicants from different demographic groups have equal access to financial services and have equal chances of being hired [35].

We use the *group fairness gap* to evaluate the extent to which a predictor satisfies demographic parity. We compare this group fairness gap to a public threshold to establish whether a model achieves a parametrized measure of fairness.

Definition 2.2. *[Thresholded demographic parity] A predictor \hat{Y} satisfies demographic parity with respect to demographic attribute S within a threshold θ if:*

$$\left| \Pr[\hat{Y} = 1|S = a] - \Pr[\hat{Y} = 1|S = b] \right| \leq \theta \quad \forall a, b \in S.$$

We say that a predictor \hat{Y} satisfies demographic parity *relative to* a dataset $D = \{X, Y, S\}$ if this inequality holds for probabilities empirically estimated from entries in D .

Fairness Noncompliance. Addressing the systemic tendency for service providers to disregard fairness as a result of a profit motive and other factors (see e.g. [44]) requires multiple angles of attack. Here we provide a brief overview of related work which we view to be complementary to ours.

In Section 1, we discussed two state-of-the-art methods for ZKPoF: Confidential-PROFIT [49], which puts forth a ZKP protocol for proving that a decision tree or random forest was trained using a specific fair algorithm, and FairProof [60] which proves fairness of inference for neural networks. We see the latter as particularly complementary to the present work, as it explores ZKPs for a different class of fairness metrics known as *individual fairness* [14, 29]. Individual fairness ensures that similar query points are treated similarly by the model regardless of demographic status. We view both individual and group fairness as important in addressing ML bias. However, verifying group fairness is a more challenging task e.g. it requires training. In addition to this, OATH presents substantial improvements in practical efficiency compared to FairProof, and substantial improvements in flexibility and security compared to Confidential-PROFIT. See Table 1 for an overview of our improvements.

Related but distinct to ZKPoF are ZKPs of correct ML inference. Recent works in this area [59, 9] allow a prover to convince a verifier that they have used an ML model correctly to respond to queries made by large models with increasing efficiency. However, these works do not consider whether the model is fair. We design the protocols in OATH to prove fairness by calling a generic underlying protocol for ZKP of inference as a subroutine. This makes OATH completely agnostic to the choice of model (as long as it performs score-based classification), and enables OATH to automatically benefit from improvements in the efficiency of ZKPs of inference “for free”.

A few previous works [47, 32] have employed secure multiparty computation (MPC) to address fairness noncompliance. Kilbertus et. al., [32] extended MPC protocols proposed by [38] to enable a service provider to train a fair logistic regression on clients’ data by considering confidentiality of only the sensitive attribute. In this setting, clients secret share their sensitive attributes with the service provider and another third party (called the regulator), while sending their non-sensitive attributes in clear to the service provider. The regulator later can verify if the decisions made by the service provider match the outcomes from the fair model that they trained together. The closest to OATH is [47], which has an initial certification phase (in their case conducted as an MPC protocol rather than a ZKP), followed

by an inference phase where the service provider responds to client queries (again, using MPC to verify fairness rather than ZKP). However, this method has the common efficiency issue with previous methods in ZKPoF where secure computation between the service provider and *every* client is required in order to retain the certified fairness, thus scalability is limited. Further, they do not present an empirical evaluation of runtime.

2.1 Cryptographic Primitives

Zero-knowledge Proofs. A Zero-Knowledge Proof (ZKP) [19, 21] is a cryptographic protocol conducted between a *prover* \mathcal{P} and a *verifier* \mathcal{V} , who both have access to a public circuit C . A ZKP allows \mathcal{P} to convince \mathcal{V} that they know some *witness* w such that $C(w) = 1$. ZKPs have the following properties:

- *Completeness.* For any w such that $C(w) = 1$, \mathcal{P} can use the ZKP protocol to convince an honest \mathcal{V} that $C(w) = 1$.
- *Soundness.* Given w such that $C(w) \neq 1$, a malicious \mathcal{P} cannot use the ZKP protocol to falsely convince \mathcal{V} that $C(w) = 1$.
- *Zero Knowledge.* The protocol reveals no information to even a malicious \mathcal{V} about w (other than what can be inferred from knowing that $C(w) = 1$).

While it is theoretically possible to construct a ZKP protocol for *any* computable function, in practice the application of this primitive is limited by computational efficiency. Performing a ZKP often increases computational demands by orders of magnitude compared to the cost of evaluating the circuit in the clear.

In this work we design and implement a collection of cryptographic protocols for proving in zero-knowledge that a ML model is fair. These protocols are customized for efficiency in the ZKP setting, and employ two generic, highly optimized, and proven secure ZKP protocols from prior work as building blocks. One is an interactive protocol for general zero-knowledge boolean circuit evaluation [58], and the other is an interactive protocol for ZKPs of verified array random-access [17]. We treat these protocols as black boxes, and the security of our protocols reduces directly to the security of theirs.

Commitments and Authentication. A commitment scheme enables a party with an input value x to produce a commitment string corresponding to x which can later be opened and verified. They possess the following properties:

- *Binding.* If \mathcal{P} commits to x and then modifies x in any way without \mathcal{V} 's knowledge, verification of the commitment string will fail.
- *Hiding.* The commitment string reveals no information about x to \mathcal{V} .

We employ a standard random oracle model hash-based commitment scheme [31] which enables clients to provide \mathcal{V} with a commitment string to ensure that \mathcal{P} does not modify recorded queries before the audit phase of the protocol. We also use Information Theoretic Message Authentication Codes (IT-MACs), which are similarly binding and hiding but additionally benefit from partially-homomorphic properties that can be leveraged for highly efficient ZKPs and other forms of secure computation [58, 39, 11].

We use the latter scheme and ZKP operations on IT-MAC-authenticated values extensively in this work. For convenience, we use the notation $\llbracket x \rrbracket$ to indicate that \mathcal{P} holds the value x , and \mathcal{V} holds the IT-MAC-based authentication of wire values in a circuit that represent x (see [58] for details). These elements allow \mathcal{V} to verify that all computation on IT-MAC-authenticated values was carried out correctly at the end of the protocol, without learning any information about the underlying values. We will also overload this notation to include collections of values: if v is a vector and A a matrix, $\llbracket v \rrbracket$ and $\llbracket A \rrbracket$ mean that each value in v and A is individually authenticated. We use a scheme from [59] to enable conversion of hash-based commitments to IT-MAC authentications within a ZKP. Where convenient for description, we will sometimes refer to an IT-MAC authenticated value as a ‘committed’ value, or a hash-committed value as ‘authenticated’ since both primitives have binding and hiding properties, and in this work hash-based commitments are used to show that queries are genuine to the auditor.

3 Problem Formulation

We aim to design a ZKP framework that enables accurate and reliable auditing of group fairness on a deployed ML pipeline, with guaranteed confidentiality of model parameters and training data for the service provider, and guaranteed confidentiality of query data for users.

Parties and Inputs. We consider three parties: a *client* \mathcal{C} , a service provider or *prover* \mathcal{P} , and an auditor or *verifier* \mathcal{V} .

- Each **client** \mathcal{C} is in possession of a query point q , and they would like to receive a classification o from \mathcal{P} , with the assurance that o has been computed correctly from a model that satisfies group fairness. During the course of the protocol, several clients will query \mathcal{P} , and the collection of their inputs and outputs will be referred to as Q .
- The **prover** \mathcal{P} is in possession of a model M and a private fairness calibration dataset $D_{val} = \{X, Y, S\}$ where X denotes features, Y denotes ground-truth labels and S represents a sensitive attribute. During the first phase of the protocol, \mathcal{P} will post-process M to obtain a fair model M_τ . \mathcal{P} would like to (i) prove to \mathcal{V} that M_τ is fair relative to D_{val} , (ii) answer \mathcal{C} 's queries using M_τ , and then (iii) prove to \mathcal{V} that they use M_τ properly and that M_τ was fair relative to the query data Q .
- The **verifier** \mathcal{V} assesses the fairness of \mathcal{P} 's model *both* with reference to the distribution of the calibration data D_{val} and the distribution of data seen in client queries Q . \mathcal{V} begins the protocol with no inputs.

Security Model. The aim of our framework is to guarantee the following properties, taken from general ZKPs and made specific to the context of verifying fairness:

- **Completeness.** Given any model M_τ that satisfies group fairness within threshold θ relative to D_{val} and Q , \mathcal{P} can convince an honest \mathcal{V} that it does so.
- **Soundness.** Given a model M_τ that does not satisfy group fairness within threshold θ relative to D_{val} and Q , even a malicious \mathcal{P} who deviates arbitrarily from the protocol should be unable to falsely convince an honest \mathcal{V} that M_τ does satisfy group fairness – except with exponentially decaying probability controlled by a soundness parameter (see Theorem 4.2).
- **Zero Knowledge.** Parties learn no information beyond what they learn in a typical MLaaS setting, and what can be inferred from knowing that M_τ satisfies group fairness relative to D_{val} and Q , with the additional leakage of some broad demographic information about Q (see Section 4.3). This holds even if \mathcal{V} or \mathcal{C} perform arbitrary malicious behavior.

In this work, we assume that none of \mathcal{P} , \mathcal{V} , and \mathcal{C} collude with each other. This is a reasonable assumption in practice, as severe legal penalties prevent collusion between regulatory bodies and companies. We assume that all parties have access to secure point-to-point communication channels, and that all \mathcal{C} have been authenticated before protocol initiation – i.e. neither \mathcal{P} nor \mathcal{V} can launch “Sybil” attacks wherein they generate fake clients. We operate under the random oracle model for cryptographic hashing. We assume that clients do not falsify their query points, as the authentication of this information is typically placed outside of scope for algorithmic techniques and delegated to outside mechanisms (e.g. the financial system authenticates inputs to loan recommendation models via the penalty of legal liability).

Solution. Our framework proceeds in three phases which we summarize below:

- **Certification.** Local post-processing of M for fairness to obtain fair model M_τ , followed by ZKP certification of M_τ 's fairness (relative to D_{val}) between \mathcal{P} and \mathcal{V} .
- **Authenticated Query Answering.** \mathcal{C} submits queries to \mathcal{P} , and \mathcal{P} answers them. \mathcal{V} receives commitments to the answered queries, and \mathcal{P} and \mathcal{C} receive signatures on their submitted information which can be revealed to verify which was at fault in the case of protocol failure.

- **Audit.** \mathcal{P} and \mathcal{V} (with no involvement from \mathcal{C}) conduct an audit of \mathcal{P} 's responses on Q via a ZKP. This probabilistically verifies that (i) \mathcal{P} truly used M_τ to answer client queries, (ii) \mathcal{P} did not dishonestly modify client queries between above phases, and (iii) M_τ satisfies group fairness relative to Q .

See Table 4 for a recap of notation used in the paper.

4 OATH

We propose OATH, a customized Zero-Knowledge Proof (ZKP) framework for efficiently certifying and auditing ML model fairness. Our end-to-end framework begins with \mathcal{P} committing to a model.

Fairness Guarantees. OATH guarantees that even for a \mathcal{P} with arbitrary malicious behavior, (i) the committed model is *at least as fair* as one obtained via honest execution of fairness post-processing [24], (ii) that \mathcal{P} uses the committed model to answer the vast majority of client queries, and (iii) the fairness guarantee established in (i) generalizes properly on client data.

We describe the three phases of our framework in detail below.

4.1 Phase 1: Certification of Model Fairness

In this phase, we construct a protocol which enables \mathcal{P} and \mathcal{V} to certify the fairness of any score-based classifier M given a protocol for zero-knowledge proofs of correct inference, without \mathcal{V} learning anything about the model parameters or training data. To begin, \mathcal{P} commits to a model M and a dataset for fairness calibration D_{val} . Then \mathcal{P} proves to \mathcal{V} that it has obtained a thresholded model M_τ that has at least as small a group-fairness gap as a correct execution of Algorithm 1 (which recapitulates the post-processing method described in [24]). An honest \mathcal{P} should choose D_{val} which is representative of client data so that the fairness of M_τ will generalize properly, but may choose arbitrary D_{val} if corrupted. Later, Phases 2 and 3 will ensure that a non-representative choice of D_{val} is caught.

Our protocol (Algorithm 2) achieves efficiency by enabling \mathcal{P} to train and post-process their model locally, commit the results, and then prove properties about the committed information rather than verify every step of model training and Algorithm 1, which would be prohibitively costly. We expand on the three sequential steps of the protocol (local arbitrary training, local fairness-aware post-processing, and ZK proof of fairness constraints) below.

Local arbitrary training. \mathcal{P} begins by locally training a model for classification $M(\cdot)$ with arbitrary data. \mathcal{P} may use an *arbitrary* model type and training algorithm so long as model outputs can be expressed as real-valued scores, which are then thresholded for classification.

Local fairness-aware post-processing. \mathcal{P} locally post-processes $M(\cdot)$ using Algorithm 1 to obtain a model $M_\tau(\cdot)$ that satisfies a fairness metric with reference to fairness calibration set D_{val} . Algorithm 1 is computationally expensive as it needs a grid search through an enumeration of thresholds, thus performing it locally and then checking its validity in ZKP is important to obtain efficiency.

Authentication. \mathcal{P} authenticates values encoding the model $M_\tau(\cdot)$ and dataset D_{val} using IT-MACs [11, 39]. These guarantee that if \mathcal{P} from changes these values in any way that is not specified by the protocol, it will be caught by \mathcal{V} [58].

ZK proof of fairness constraint. \mathcal{P} and \mathcal{V} then perform a ZKP protocol (Algorithm 2) to certify that fairness post-processing has been performed correctly. In particular, for each data point $d_i \in D_{val}$, \mathcal{P} commits to an output $\llbracket o_i \rrbracket$, and then proves that this outcome is correct using Algorithm 3 as a subroutine. Then \mathcal{P} proves group fairness statistics about the distribution of outcomes. In Algorithm 2, this takes the form of showing that the demographic parity gap is underneath a public threshold (i.e. that the positive outcome is predicted for group a nearly as often as the positive outcome is predicted for group b). We also provide similar protocols for certifying that a model satisfies equalized odds in Appendix 10.

In Algorithm 3, we present a ZKP of correct inference for a post-processed model. To make our framework flexible, we assume access to \mathcal{F}_{inf} , a functionality that proves in zero-knowledge the correctness of

Algorithm 1: Fairness-aware Postprocessing.

Input: A possibly discriminatory model M pre-trained locally by the prover; A postprocessing dataset D_{val} ; Sensitive Attributes and Target Labels of each data point

Output: Optimal fairness-aware threshold t_s per subpopulation $s \in \{a, b\}$

- 1: Compute ROC curve per subpopulation
 - 2: Find the intersection of subpopulation ROC curves
 - 3: Find the threshold corresponding to the intersection point for each subpopulation
-

Algorithm 2: Certifying Fairness via Postprocessing.

Input: A public parameter θ thresholding the acceptable level of group fairness gap; \mathcal{P} holds a Model M ; A postprocessing dataset D_{val} may be provided by \mathcal{P} or \mathcal{V}

- 1: \mathcal{P} commits to M and D_{val} obtaining $\llbracket M \rrbracket$, $\llbracket D_{val} \rrbracket$
 - ▷ Locally postprocess model for fairness
- 2: Using Algorithm 1, find a set of scoring thresholds $t_a \in \tau$ for each protected attribute group $a \in A$ that satisfy θ on M and D_{val} .
Commit to τ . Use M_τ to refer to the model augmented with the fair scoring thresholds.
 - ▷ Prove correctness of postprocessing
- 3: \mathcal{P} commits to two counters $\llbracket c_a \rrbracket$ and $\llbracket c_b \rrbracket$ for counting positive outcomes on each subpopulation, initialized to zero.
- 4: \mathcal{P} commits to two counters $\llbracket N_a \rrbracket$ and $\llbracket N_b \rrbracket$ for counting individuals in each subpopulation, initialized to zero.
- 5: \mathcal{P} and \mathcal{V} flip fair coins r and use them to seed a PRG.
- 6: **for all** $\llbracket q_i \rrbracket \in \llbracket D_{val} \rrbracket$ **do**
- 7: \mathcal{P} and \mathcal{V} use the PRG to produce a public random value r_i .
- 8: \mathcal{P} proves $\llbracket o_i \rrbracket \leftarrow M_\tau(\llbracket q_i \rrbracket, r_i)$ using Algorithm 3
- 9: $\llbracket s \rrbracket \leftarrow \llbracket q_i \rrbracket.\text{sensitive_attribute}$
- 10: $\llbracket b_a \rrbracket \leftarrow \llbracket s \rrbracket == a$, $\llbracket b_b \rrbracket \leftarrow \llbracket s \rrbracket == b$
 - ▷ Indicator bit for sensitive attrs
- 11: $\llbracket N_a \rrbracket \leftarrow \llbracket N_a \rrbracket + \llbracket b_a \rrbracket$, $\llbracket N_b \rrbracket \leftarrow \llbracket N_b \rrbracket + \llbracket b_b \rrbracket$
 - ▷ Update sensitive attr counts
- 12: $\llbracket c_a \rrbracket \leftarrow \llbracket c_a \rrbracket + (\llbracket b_a \rrbracket \cdot \llbracket o_i \rrbracket)$, $\llbracket c_b \rrbracket \leftarrow \llbracket c_b \rrbracket + (\llbracket b_b \rrbracket \cdot \llbracket o_i \rrbracket)$ ▷ Update per-subpopulation positive outcome
- 13: \mathcal{P} shows that demographic parity gap is underneath threshold θ by proving

$$\theta \geq \left| \frac{\llbracket c_a \rrbracket}{\llbracket N_a \rrbracket} - \frac{\llbracket c_b \rrbracket}{\llbracket N_b \rrbracket} \right|$$

Algorithm 3: Zero-Knowledge Proof of Post-Processed Inference.

Input: \mathcal{P} and \mathcal{V} hold commitments to a model $\llbracket M \rrbracket$, a set of fair thresholds $\llbracket \tau \rrbracket$, a query point $\llbracket q \rrbracket$, a public random string r , and a model decision $\llbracket o \rrbracket$.

- 1: \mathcal{P} proves the result of the non-postprocessed model query $\llbracket x \rrbracket == M(\llbracket q \rrbracket, r)$ using \mathcal{F}_{inf}
 - 2: $\llbracket s \rrbracket \leftarrow \llbracket q \rrbracket.\text{sensitive_attr}$
 - 3: $\llbracket b_a \rrbracket \leftarrow \llbracket s \rrbracket == a \quad \forall a \in A$ ▷ indicator bits for sensitive attributes
 - 4: \mathcal{P} proves $\llbracket o \rrbracket == \sum_{a \in A} \llbracket b_a \rrbracket \cdot \llbracket x \leq t_a \rrbracket$ ▷ non-zero only for the threshold corresponding to the proper sensitive attribute
-

an inference made by model M . Algorithm 3 augments the functionality to provide a ZKP of correctness for the post-processed model M_τ . The privacy and security guarantees of Algorithms 2 and 3 follow straightforwardly from the guarantees of the underlying ZKP protocol [58], which ensures that all arithmetic and logical operations on the committed values are carried out correctly and with no information leakage (See Appendix 11 for details).

Selection of data for fairness calibration. Group fairness criteria are necessarily defined in reference to data. If the dataset used to calibrate the fairness of a model is not representative of the population of clients observed at query time, then the model may not behave fairly in practice. This opens up the possibility of data-fixing attacks, wherein \mathcal{P} maliciously selects or modifies the calibration data so that the model appears fair during certification, even though it is unfair with reference to data from client queries.

One potential way to combat a data-fixing attack would be to calibrate M using a reference dataset submitted by \mathcal{V} . Our framework can trivially be adapted to accommodate this idea, however this incurs obstacles of its own. For instance, this approach would require \mathcal{V} to gather their own data which is costly and time-consuming, and additionally it introduces opportunities for a dishonest \mathcal{V} to gamify the audit process by submitting fixed data of their own. For these reasons, the canonical version of our method allows the model owner \mathcal{P} to choose a locally held dataset D_{val} for fairness calibration. We prevent data-fixing attacks by auditing model fairness on the distribution of client queries in Phase 3 (see Section 4.3). This will alert \mathcal{V} to a model whose fairness criteria are miscalibrated with respect to the data seen when answering client queries, so \mathcal{P} is incentivized to choose D_{val} that is representative.

After M has been certified for fairness in zero-knowledge via Algorithm 2, \mathcal{P} will answer client queries to their model.

4.2 Phase 2: Efficient Authenticated Answers to Client Queries

During the second phase of our protocol, we would like for \mathcal{P} to provide an ML query-answering service to \mathcal{C} . That is, \mathcal{C} should make a black-box query to \mathcal{P} with query point q , and in response \mathcal{P} answers with output o , a prediction made by the fair model that was certified in Phase 1 M_τ .

This presents some practical challenges. Although M_τ was certified for fairness in Phase 1, this alone does not place any guarantees on \mathcal{P} 's conduct while answering \mathcal{C} 's query. Indeed, a malicious prover may launch a model switching attack by simply answering client queries with a different model than the one that was certified (e.g. in order to achieve better profit margins at the expense of fairness). One way to guarantee that the certified fairness guarantees are retained is for \mathcal{P} and \mathcal{C} to conduct a ZKP of fair inference, using Algorithm 3 or previous work (e.g. [60, 59]). However, this can increase runtime and/or communication by several orders of magnitude. This sizable overhead is unacceptable in many MLaaS applications.

A potential approach for removing this client-facing overhead is to have \mathcal{P} record client queries and answers, and then present them to \mathcal{V} to show that the certified fairness is retained. However, this would involve the revelation of private data to \mathcal{V} , and a malicious \mathcal{P} could cheat by modifying the witnesses before the audit.

We define a *query authentication* protocol, which allows OATH to obtain the best of both worlds. Instead of conducting a ZKP directly between \mathcal{P} and \mathcal{C} , this lightweight protocol provides \mathcal{V} with commitments to client queries and associated model predictions. The commitments can be verified for fairness, correctness, and consistency with the certified model M_τ in a later zero-knowledge audit phase that reveals *no* sensitive information to \mathcal{V} , and which requires *no* client involvement.

In defining this protocol, it is important to note that both \mathcal{P} and \mathcal{C} may have interest in subverting verification. For instance, if \mathcal{C} does not receive a desired outcome from the model, they may seek to disrupt verification so that it appears to \mathcal{V} that \mathcal{P} cheated. On the other hand, a malicious \mathcal{P} may have profit incentive for subverting the verification. Thus, it is important to prevent gamification of the protocol by establishing a mechanism to determine which party is at fault should verification fail.

We define the following goals for our query authentication protocol:

Efficiency. The protocol should be substantially more efficient than a ZKP.

MLaaS functionality. \mathcal{P} should receive q , a query point from \mathcal{C} , and \mathcal{C} should receive o , a model decision from \mathcal{P} .

Query Commitments to Enable Fairness. \mathcal{P} should adhere to the fairness constraints certified in Phase 1. Otherwise they should be caught by \mathcal{V} with some high probability p_{catch} in Phase 3 (Section 4.3). To enable this goal, \mathcal{V} will receive a commitment to q and o , to be used later for verification. This commitment should reveal no information to \mathcal{V} .

Blame Attestation. In the event that verification of an authenticated query fails, \mathcal{P} or \mathcal{C} should be able to open the commitment to \mathcal{V} to correctly ascertain which of the parties was behaving dishonestly.

Algorithm 4 realizes these goals. \mathcal{C} sends a *signed* query along with fair random coins (obtained using e.g. [5]) to \mathcal{P} , and \mathcal{P} responds with a model output only if they successfully verify the signature. The

Algorithm 4: Model Query Authentication.

Input: \mathcal{C} holds a query point q ; \mathcal{P} holds a fair model M_τ ; and \mathcal{V} has no inputs.

Output: \mathcal{C} receives a signed model decision o , and fair random coins r ; \mathcal{P} receives a signed query point q , fair random coins r , $H(q||r||o)$ from the client; and \mathcal{V} receives $H(q||r||o)$ from the client.

- 1: \mathcal{C} and \mathcal{P} generate fair coins r
 - 2: \mathcal{C} sends q to \mathcal{P}
 - 3: \mathcal{C} computes $sig_P \leftarrow \text{Sign}(q||r)$ and sends sig_P to \mathcal{P}
 - 4: \mathcal{P} computes $\text{Vrfy}(q||r, sig_P)$. Abort if it fails.
 - 5: \mathcal{P} computes $o \leftarrow M_\tau(q, r)$
 - 6: \mathcal{P} computes $sig_C \leftarrow \text{Sign}(q||r||o)$
 - 7: \mathcal{P} sends o, sig_C to \mathcal{C}
 - 8: \mathcal{C} computes $\text{Vrfy}(q||r||o, sig_C)$. Abort if it fails.
 - 9: \mathcal{C} computes a cryptographic hash of the witness $H(q||r||o)$, sends it to \mathcal{V} .
-

security of the signature scheme guarantees that \mathcal{P} could only acquire sig_P such that $\text{Vrfy}(q||r, sig_P) = 1$ if it was signed with \mathcal{C} 's private key. This means that \mathcal{P} has an authenticated record of the query made by the client, which can be revealed to \mathcal{V} in order to attest to an honest \mathcal{P} 's behavior should verification fail in Phase 3. Likewise, \mathcal{P} sends to \mathcal{C} a *signed* query answer, concatenated with the query itself and fair random coins, and the client proceeds with the protocol only if the signature is valid. This similarly gives \mathcal{C} an authenticated record of the model decision which can be revealed to \mathcal{V} should verification in Phase 3 fail.

Finally, \mathcal{C} computes a hash-based commitment of the query, the outcome, and the random coins, and sends it to \mathcal{V} . By the security of the cryptographic hash, this reveals no information about the underlying data to \mathcal{V} . Though we will see in Section 4.3 that it also allows \mathcal{V} to conduct a secure audit on the fairness, correctness, and consistency of \mathcal{P} 's model decisions. See Appendix 11 for a more detailed statement of privacy and security guarantees.

4.2.1 Efficiency

Algorithm 4 imposes very little computational overhead compared to a ZKP of fair inference. Specifically, it requires local computation of model inference (just as in in-the-clear MLaaS query answering), plus two digital signatures, two signature verifications, one cryptographic-hash-based commitment (we use a scheme from [59] which will enable efficient verification of the hash in zero-knowledge), and a fair coin flipping protocol (which adds just one additional round of communication [5]). Each of these cryptographic operations can be done highly efficiently with existing techniques.

We also note that the auditor need not remain online during Phase 2. The hash-based commitments in step 9 can just as easily be published by \mathcal{C} to a web server, which \mathcal{V} can check whenever they come online.

OATH obtains client-facing computational efficiency on par with in-the-clear MLaaS query answering. Nevertheless, we will see in the next section that it grants fairness guarantees comparable to those obtained by conducting ZKPs of fair inference for every client. Importantly, we note that this is not achieved by simply shifting all the burden for the ZKPs onto \mathcal{V} , as this could require intractable amounts of computational resources. Instead, OATH uses probabilistic correctness and consistency checks to achieve strikingly amortized performance.

4.3 Phase 3: Fairness Auditing

In the third phase of the protocol, \mathcal{V} audits the queries answered by \mathcal{P} in Phase 2. The goal is to ensure that the certified fairness properties of the model M_τ hold for the services provided to \mathcal{C} . We seek to make OATH practically deployable via an audit method that requires *no* further interaction from \mathcal{C} and reveals *no* information to \mathcal{V} about client data or model parameters. We accomplish these goals with Algorithm 5, a ZKP conducted between \mathcal{P} and \mathcal{V} that provides probabilistic bounds on fairness and integrity with strikingly efficient amortized cost per query.

Since \mathcal{P} and \mathcal{C} do not directly perform ZKPs of fair inference together in the interest of efficiency, and since \mathcal{V} is not permitted access to the query or model in the interest of confidentiality, two important concerns arise. First, the audit should protect the integrity of *inputs* received from \mathcal{C} in Phase 2. For example, we should prevent \mathcal{P} from altering the recorded collection of query points to falsely construct a distribution that makes the model appear more fair.

Second, the audit should ensure the integrity of *outputs* produced by the model. Query answers given to \mathcal{C} in Phase 2 should genuinely come from the model that was certified for fairness in Phase 1. That is, \mathcal{P} should be prevented from using one model in its audited interactions with \mathcal{V} , and a different one while it provides services to \mathcal{C} .

We formalize these design goals into the following desiderata:

Fairness. Given a collection of queries received in Phase 2 $(q_i, r_i, o_i) \in Q$ each with sensitive attribute s_i , the group fairness gap as assessed on Q should be under a public threshold θ . For example, when assessing demographic parity the following should hold:

$$|\Pr[o_i = 1 | s_i = a] - \Pr[o_i = 1 | s_i = b]| \leq \theta.$$

Correctness. \mathcal{P} should use the certified model M_τ to decide \mathcal{C} 's queries. For all but a small proportion of queries $(q_i, r_i, o_i) \in Q$, it should be the case that

$$o_i = M_\tau(q_i, r_i).$$

Consistency. \mathcal{P} should be prevented from falsifying query records to fool the audit. For all but a small proportion of queries $(q_i, r_i, o_i) \in Q$, it should be the case that q_i is equal to the q_i submitted by \mathcal{C} in steps 1-3 of Algorithm 4. Likewise, o_i should be equal to the o_i submitted by \mathcal{P} in steps 5-7 of Algorithm 4, and r_i should be equal to the random coins used to compute the inference.

Amortized Efficiency. The audit should be substantially more efficient than performing retrospective ZKPs of fair inference on each individual query. This may be effective for smaller models and fewer queries, but it will rapidly become impractical when scaling to typical MLaaS setting demands.

Client Offline. The audit should require interaction solely between \mathcal{P} and \mathcal{V} .

Zero Knowledge. \mathcal{V} should learn no information about the model or client data beyond an upper bound on number of parameters and broad-scale demographic statistics.

Algorithm 5 accomplishes all of these goals. It begins with \mathcal{P} making IT-MAC-based commitments to all query-answer tuples $(q_i, r_i, o_i) \in Q$. This enables assessment of fairness in steps 3-10. Similarly to in Algorithm 2, this proceeds via verified counting of positive outcomes and total populations of each group in order to estimate $\Pr[o_i = 1 | s_i = a]$ compared to $\Pr[o_i = 1 | s_i = b]$ in the case of verifying demographic parity (see Appendix 8 for an alternate version which considers the equalized odds metric for group fairness).

While steps 1-10 verify that the committed query-answer tuples in Q satisfy the group fairness metric, they do not ensure the integrity of \mathcal{P} 's interactions with \mathcal{C} in Phase 2. In steps 14 and 15, we respectively perform checks on *correctness* and *consistency* as defined above. Specifically, step 14 ensures that the output o_j was genuinely obtained by a correct computation of M_τ given input q_j and randomness r_j , and step 15 ensures that \mathcal{P} did not alter the query-answer tuple that was established with \mathcal{C} in Phase 2.

Importantly, we do not perform correctness and consistency checks on *all* query-answer tuples in Q as this would prevent us from achieving our goal of amortized efficiency. Instead, we fix a public soundness parameter ν , and then uniformly sample ν queries from each group (i.e. ν with $s_i = a$ and ν with $s_i = b$) to establish probabilistic bounds on integrity (analyzed in Section 4.4). This enables a dramatic improvement in performance. While a uniform sample over all queries in Q can be done easily, taking a uniform sample over each group is non-trivial while protecting the confidentiality of user data. We introduce Algorithm 6 as a subroutine to accomplish this task.

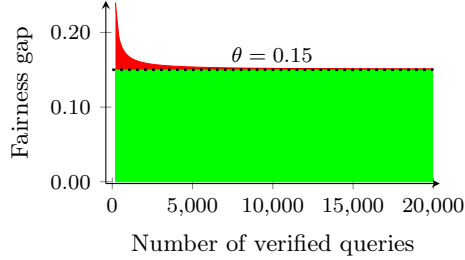


Figure 1: Plot of the possible ϵ deviations from group fairness threshold θ , assuming $p_{\text{catch}} \leq 0.99$ at various numbers of verified queries. The green region shows acceptably fair models from honest \mathcal{P} with example threshold $\theta = 0.15$. The red region shows models given by dishonest \mathcal{P} whose true group fairness gap is above the threshold, but will escape detection with 1% probability or greater. **By Theorem 4.2, a dishonest \mathcal{P} can only use a model that deviates from fairness threshold θ within the red region (for a given setting of 2ν), or else they will be caught with greater than 99% probability.**

Theorem 4.1. *The sample array S output by Algorithm 6 has the following guarantees:*

1. *Queries are selected uniformly within each group. Formally, consider $i \in I_a$, the subset of all indices such that the query-answer tuple $(q_i, r_i, o_i) \in Q$ has sensitive attribute $s_i = a$. Then*

$$\Pr[S[i] = 1] = \Pr[S[j] = 1] \quad \forall i, j \in I_a.$$

And similarly for queries with sensitive attribute b .

2. *Exactly ν queries in group a and ν queries in group b are included in the sample, for a total of 2ν selected queries. Formally, entries in S are binary-valued, with $\sum_{i \in I_a} S[i] = \nu$. And similarly for queries with sensitive attribute b .*
3. *(Informal) Algorithm 6 reveals no information to \mathcal{V} other than N_a and N_b , the number of queries made by members of each group.*

The proof of Theorem 11.3 is deferred to Appendix 11.

Algorithm 5 reveals no information to \mathcal{V} about the client data and model parameters aside from the demographic information that can be inferred from N_a , N_b , and the sample array S . See Appendix 11 for details.

We have shown that Algorithm 5 fulfills the last two of the list of desiderata. For the remaining four, we must analyze the probabilistic guarantees afforded by the audit.

4.4 Robustness Analysis

To achieve highly efficient amortized runtime and communication in Phases 2 and 3, the zero-knowledge audit in Algorithm 5 performs *probabilistic* checks on query integrity. In particular, \mathcal{P} and \mathcal{V} sample a subset of queries and use ZKPs to verify their correctness and consistency (as defined in Section 4.3).

Our analysis in this section shows that the probability with which a malicious \mathcal{P} can wrongly demonstrate that their model is fair decreases *exponentially* as a function of sample size. Accordingly, we characterize parameters for the sample which enforce robust bounds on the true fairness of \mathcal{P} 's model, but are nevertheless highly performant in implementation (see Section 5 for a detailed empirical evaluation).

We proceed by defining an ideal measure of fairness – the group fairness gap that would be computed if \mathcal{P} was fully honest – and comparing it to the group fairness gap computed when a malicious \mathcal{P} submits a modified collection of queries as input to Algorithm 5. We then analyze the probability that a malicious \mathcal{P} is caught when these quantities differ by some $\epsilon > 0$.

Definition 4.1. Honest & Measured Fairness Gaps. Consider $(q_i, r_i, o_i) \in Q_h$, the collection of query-answer tuples input to Algorithm 5 assuming a perfectly honest \mathcal{P} , which notably implies:

- queries in Phase 2 are always answered using correct computations of M_τ .
- no modifications have been made to the recorded queries that were given as input in Phase 3.

We will refer to X_h , the group fairness gap computed on Q_h , as the **honest fairness gap**. For example, using the group fairness metric of demographic parity, we have

$$X_h = \left| \frac{\sum_{(q_i, r_i, o_i) \in Q_h} o_i \cdot I_a(s_i)}{\sum_{(q_i, r_i, o_i) \in Q_h} I_a(s_i)} - \frac{\sum_{(q_i, r_i, o_i) \in Q_h} o_i \cdot I_b(s_i)}{\sum_{(q_i, r_i, o_i) \in Q_h} I_b(s_i)} \right|.$$

Where I_a is an indicator function evaluating to 1 if $s_i == a$ and 0 otherwise.

Let X_m , the **measured fairness gap**, refer to the same quantity but computed on an arbitrary collection of query-answer tuples of a malicious \mathcal{P} 's choosing Q_m . We state the construction explicitly below (once again using demographic parity as an illustrative example):

$$X_m = \left| \frac{\sum_{(q_i, r_i, o_i) \in Q_m} o_i \cdot I_a(s_i)}{\sum_{(q_i, r_i, o_i) \in Q_m} I_a(s_i)} - \frac{\sum_{(q_i, r_i, o_i) \in Q_m} o_i \cdot I_b(s_i)}{\sum_{(q_i, r_i, o_i) \in Q_m} I_b(s_i)} \right|.$$

Theorem 4.2. Let X_h be the honest group fairness gap and X_m the measured group fairness gap computed during Algorithm 5. Consider $\epsilon > 0$, the deviation between these quantities caused by a malicious \mathcal{P} cheating during Phases 2 and/or 3, defined as follows:

$$\epsilon = |X_h - X_m|.$$

Then \mathcal{P} is caught with probability

$$p_{catch} \geq 1 - \left(1 - \frac{\epsilon}{2}\right)^\nu.$$

Where ν is the number of queries uniformly sampled within each group via Algorithm 6 (for a total of 2ν sampled queries).

For reasons of space, we defer the proof to Appendix 9.

This theorem fulfills the remaining four desiderata from Section 4.3. Fairness, correctness, and consistency within any desired bound can be achieved by some parameter setting of ν . The larger we set ν , the higher probability that a malicious \mathcal{P} is caught, and the probability that they are able to make any given deviation from X_h declines exponentially. For a given ν we can bound the probability that \mathcal{P} escapes detection. For example, setting $\nu = 1000$ means that any $\epsilon \geq 0.01$ will evade detection with probability at most 6.65×10^{-3} . For $\nu = 3800$, the same ϵ will evade detection with probability at most 5.34×10^{-9} . See Figure 1 for possible ϵ deviations from an example group fairness threshold θ at varying numbers of verified queries given $p_{catch} \leq 0.99$, and see Figure 3 for more exploration of parameter settings.

4.4.1 Amortized Efficiency

To catch a cheating \mathcal{P} with a set probability on any given ϵ requires correctness and consistency checks on $O(1)$ queries. Thus the amortized runtime of Steps 12-15 of Algorithm 5 only improves as the number of queries goes up. The remaining steps scale linearly with the number of queries, but they are very lightweight operations, as is demonstrated in the empirical evaluation in Section 5. Further, the scaling of the remaining steps could be improved further via uniform subsampling of the recorded queries, though we reserve formalization of this idea for future work.

5 Empirical Evaluation

Objectives. We empirically evaluate the efficiency, scalability, and robustness and of OATH for providing an end-to-end fairness certificate of ML-based service while protecting the confidentiality of training data and ML model.

Dataset. We consider five common datasets for fairness benchmarking (described in Appendix 7): COMPAS [4], Crime [45], Default Credit [2], Adult [1] and German Credit [13].

Implementation. We implement OATH in C++ using EMP-toolkit [57]. All experiments were conducted by locally simulating the parties on a Macbook Pro laptop with an M1 Pro chip.

Models. OATH is a highly modular framework, designed to accommodate any score-based classifier with an accompanying protocol for a zero-knowledge proof of correct inference. For the purpose of providing general benchmarks at varying parameter settings (dataset size, number of attributes, number of user queries, number of verified queries), we use OATH applied to logistic regression (LR) as a baseline. We implemented a zero-knowledge proof of logistic regression correctness in EMP-toolkit for this purpose.

We also implemented a ZKP of inference correctness for a fully connected feed-forward neural network (FFNN) with ReLU activations in EMP-toolkit, which we use to compare our efficiency directly to FairProof [60]. We also consider much larger neural network models by estimating runtimes for OATH using Mystique [59] as an underlying zero-knowledge proof of correctness protocol. Our LR and FFNN implementations use floating point numbers throughout execution. Mystique uses efficient conversions between different numerical representations for optimized performance at the cost of a very small loss in accuracy.

5.1 Certification, Query Authentication and Audit Runtime

OATH consists of three phases: Phase 1 (Certification), Phase 2 (Query Authentication), and Phase 3 (Audit). Table 2 shows the runtime of each phase for all five datasets across multiple runs. Overall, the runtime and its variance across runs are small.

The first column of Table 2 reports Phase 1 runtime, the time required to verify fair model certification on each dataset. In general, Phase 1 runtime is efficient as OATH enables the prover to locally train and post-process the model. The prover only needs to prove the fairness constraint in ZK on their committed model and data. For each of the five fairness benchmarking datasets, we use all of the data as the calibration set D_{val} . Accordingly, larger datasets result in larger the Phase 1 runtime, since Phase 1 verifies fairness constraints using all data points in D_{val} . For example, the Phase 1 runtime of Adult (the largest dataset containing 45,222 rows) is 156 seconds, while the Phase 1 runtime of the Crime dataset with 1,993 data points is less than 10 seconds. If necessary, OATH could scale to larger datasets in Phase 1 by only verifying a subsample of the training data, but this measure was not necessary as we were able to efficiently certify fairness exhaustively for all the fairness benchmark datasets.

The second column of Table 2 reports Phase 2 runtime, the time required to provide an authenticated response to one client query using prover’s model. Phase 2 has a negligible and consistent runtime across all datasets ranging from 0.22 to 0.25 seconds. This consistent efficiency is due to the small amounts of communication involved in Phase 2, making the bottleneck the round time rather than the amount of communication. Therefore, for all of the datasets in these experiments, runtime appears independent of the number of attributes and the type of model used by the prover.

The third column of Table 2 reports Phase 3 runtime, the time required to audit the fairness of authenticated client query answers. We perform the correctness and consistency checks of Phase 3 with the number of verified queries set to 7600. This parameter setting was identified empirically as a good tradeoff between efficient runtime and strong robustness - in particular for $\epsilon = [0.01, 0.005, 0.0025]$ a malicious adversary has a 5.34×10^{-9} , 7.39×10^{-5} , and 8.62×10^{-3} chance respectively to evade being caught for cheating. Phase 3 is the most computationally intensive phase in OATH. Next, we benchmark individual components of this phase, namely 1) a Group-Balanced Uniform Sample; 2) Fairness Counting; 3) Correctness check; 4) Consistency check.

Table 2: Runtime of OATH’s phases, namely Phase 1 (certification); Phase 2 (query authentication); and Phase 3 (audit). **OATH certifies a fair model, authenticates user queries and audits deployed model fairness with minimum resource overhead, especially for clients.** Results on the same datasets for a feed forward neural network are given in Appendix 12.

Dataset	Phase 1 (s)	Phase 2 (s)	Phase 3 (s)
COMPAS	13.75 ± 0.33	0.25 ± 0.04	4965.1 ± 3.39
Crime	9.70 ± 0.17	0.23 ± 0.02	5000.5 ± 3.58
Default Credit	154.07 ± 3.16	0.23 ± 0.03	5003.5 ± 4.72
Adult	156.79 ± 1.90	0.22 ± 0.02	4984.6 ± 3.98
German	11.99 ± 0.24	0.23 ± 0.03	5080.7 ± 8.21

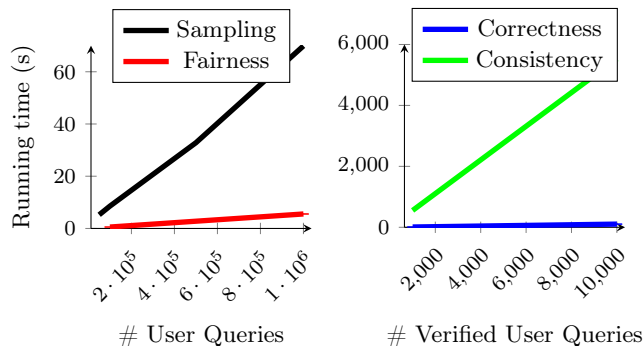


Figure 2: Runtime of group-balanced uniform sampling, computing fairness metric on user queries, correctness check, and consistency check, as a function of number of user queries and number of verified user queries respectively during audit phase of OATH.

OATH computes fairness on all user queries, and uniformly samples ν queries from each subpopulation for correctness and consistency checks. Both sampling runtime (Algorithm 6) and fairness computation runtime (Algorithm 5 steps 3-10) are independent of the number of sampled queries and the model type – they depend only on the number of user queries $|Q|$. Therefore, we show their relationship to the number of queries in Figure 2 (left column). In general, the runtime of both Group-Balanced Uniform Sampling and Fairness Computation increases linearly with the number of user queries. However, the slope of the increase varies across different parts. Given a specific number of user queries, the runtime of fairness computation is significantly lower than the runtime of group-balanced uniform sampling. This is because Algorithm 6 utilizes a ZKRAM primitive [17] in order to realize the group-balanced uniform sample securely, while the fairness computation in Algorithm 5 (steps 3-10) uses lighter-weight ZK arithmetic operations [58].

OATH verifies user queries through correctness and consistency checks. Figure 2 (right column) shows the runtime of these operations. Both correctness and consistency checks have time complexity linear in the number of verified client queries. The runtime of consistency check dominates the overall runtime because it relies on a scheme for converting public (hash-based) commitments to IT-MAC-based [39, 11] authenticated values, which is a relatively expensive operation [59].

See more results for each dataset in Appendix 12.

5.2 Robustness Analysis

As shown in the previous section, the consistency check is more computationally intensive compared to the other parts. Therefore, it is important to identify parameters that limit the required runtime for the consistency check while still guaranteeing robustness. Leveraging our theoretical analysis in Section 4.4, we explore parameter settings for the number of verified client queries. Figure 3 (left column) shows the probability of catching cheating with respect to the number of verified user queries ranging from 1,000 to 10,000. We consider various fairness deviation values $\epsilon = \{0.005, 0.010, 0.020\}$. In general, the probability of evading the audit is very low. This probability gets smaller (i.e., making the audit more robust) as we

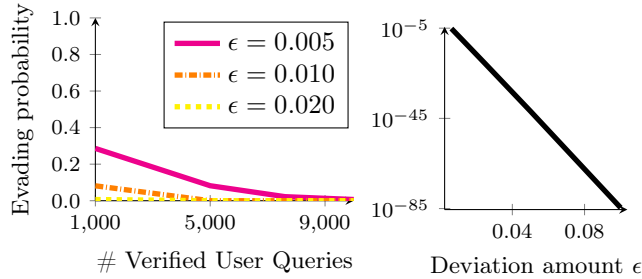


Figure 3: The probability that a malicious prover evades being caught with an unfair model, when the auditor verifies the correctness and consistency of only a group-balanced uniform sample of user queries. The prover alters the desired demographic parity gap by ϵ , while trying to wrongly demonstrate that their model meets the desired demographic parity gap. The probability of evading OATH decreases exponentially as a function of sample size. **As ϵ gets smaller, the probability of evasion gets higher but it becomes substantially less impactful on the audit.** Therefore, **OATH achieves highly efficient amortized runtime through performing probabilistic but robust checks on query integrity in zero-knowledge audit.**

verify more user queries, in exchange for higher runtimes. The smaller the ϵ , the higher the probability of evading detection on cheating, but the less impactful on the outcome (see Figure 1).

Consider a setting in which a dishonest prover who wants to achieve a fairness certificate demonstrating that the demographic parity gap is less than θ for their model with a demographic parity gap of θ' . To cheat efficiently, the prover needs to alter the measurement of θ' with some ϵ by flipping the outcome of queries. We set $2\nu = 7,600$ (chosen empirically as a good tradeoff between runtime and robustness), and show the probability of evasion as a function of the amount of deviation ϵ in Figure 3 (right column). The results show that OATH is robust: a malicious prover has the incentive to evade with a larger than negligible ϵ will be caught by the auditor with high probability.

5.3 Neural Network Scalability and Comparison

We evaluate the scalability of OATH by considering various neural network model sizes.

Baselines. No previous work in ZKPoF verifies group fairness for neural nets, so we compare to the closest available baselines. The first is FairProof [60], a neural net ZKPoF method that uses different means to achieve similar ends by verifying *individual* fairness [14]. While FairProof is the closest in function to our work, their study does not give experimental results for neural nets larger than 130 parameters. Second, to understand how OATH scales to larger neural networks, we compare against a ‘Correctness Baseline’. A zero-knowledge proof of correct inference for each client is a required component of all previous work in ZKPoF [49, 60] (and similar requirements exist for MPC-based methods [47, 32]). Accordingly, we compare OATH’s runtime against the required runtime to conduct a zero-knowledge proof of correct inference for each client. We use Mystique [59], a highly optimized technique ZKP of neural net inference, to instantiate the Correctness Baseline.

To compare directly to the performance of FairProof [60], we match their experimental setting on the Adult dataset by benchmarking the runtime of OATH composed with our own implementation of zero-knowledge proofs of correctness for a feed-forward neural network with two layers, (8 nodes and 2 nodes), for a total of 130 parameters with ReLU activations. We benchmark the client-facing runtime as the duration of Phase 2 of our protocol, and find the amortized offline runtime by taking the sum of runtimes for Phase 1 (executed with the number of datapoints in the Adult dataset) and Phase 3 (with 7600 verified queries) and divided by the number of client queries which we set to be one million. We compare against the online and offline runtimes reported for FairProof with the same model size on the Adult dataset.

Envisioning ZKPoF in tasks requiring larger neural networks (e.g. computer vision models for medical

Table 3: OATH performance in terms of Client-Facing, Amortized Offline, and Total Runtime for proving neural network fairness in comparison to baselines, with $|Q| = 10^6$. OATH improves on client-facing runtime by **1027x**, **25x**, **1447x**, and **2326x** respectively, on the amortized offline runtime of the FairProof baseline by **13,862x** (the Correctness Baseline has no offline runtime), and total runtimes by **1343x**, **17x**, **52x**, and **53x** respectively. Keys: LN-5: LeNet-5, RN-50: ResNet-50, RN-101: ResNet-101.

	Param	Runtime (s)		
		Client	Am. Offline	Total
FairProof [60]	130	236.4	80.4	3.17×10^8
OATH (FFNN)	130	0.23	5.79×10^{-3}	2.38×10^5
Corr. Baseline	62K	5.9	-	5.90×10^6
OATH (LN-5)	62K	0.23	0.12	3.43×10^5
Corr. Baseline	23.5M	333	-	3.33×10^8
OATH (RN-50)	23.5M	0.23	6.1	6.35×10^6
Corr. Baseline	42.5M	535	-	5.35×10^8
OATH (RN-101)	42.5M	0.23	9.7	9.98×10^6

diagnosis [15]) To compare to the Correctness Baseline for larger neural networks, we estimate the runtime of OATH when using Mystique [59] as the underlying zero-knowledge proof protocol for three models with escalating numbers of parameters: LeNet-5 (62K), ResNet-50 (23.5 mil), and ResNet-101 (42.5 mil). For each setting we use 7600 verified queries in Phase 3 and 10,358 points in D_{val} , to emulate a fairness benchmark dataset of x-ray images [18]. We compare OATH against a baseline of performing a zero-knowledge proof of correctness with Mystique to answer each client query.

Results of these evaluations are shown in Table 3. OATH is more efficient than the baselines by orders of magnitude. Especially important is the client-facing runtime, since this is arguably the most relevant factor for enabling the practical adoption of ZKPoF in the use case of MLaaS query answering. In this category, OATH gives at least a *thousand-fold* runtime improvement over the alternatives in three out of four categories, primarily due to the fact that it requires no client-facing zero-knowledge proof. Even in terms of offline runtime, OATH provides a substantial increase in efficiency in all categories due to its probabilistic auditing method. Notably, as in Figure 2 a substantial portion of the runtime in the offline phase is spent on the consistency check, thus improving this bottleneck is an interesting direction for future work.

References

- [1] Adult. UCI Machine Learning Repository, 1996.
- [2] Default of Credit Card Clients. UCI Machine Learning Repository, 2016.
- [3] Julia Angwin, Jeff Larson, Surya Mattu, and Lauren Kirchner. Machine Bias, May 2016.
- [4] Julia Angwin, Jeff Larson, Surya Mattu, and Lauren Kirchner. Machine bias. *ProPublica*, May 2016. Retrieved January 15, 2022.
- [5] Manuel Blum. Coin flipping by telephone a protocol for solving impossible problems. *SIGACT News*, 15(1):23–27, jan 1983.
- [6] Joy Buolamwini and Timnit Gebru. Gender shades: Intersectional accuracy disparities in commercial gender classification. In *Conference on Fairness, Accountability and Transparency (ACM FAccT)*, pages 77–91. PMLR, 2018.
- [7] Toon Calders, Faisal Kamiran, and Mykola Pechenizkiy. Building classifiers with independency constraints. In *2009 IEEE International Conference on Data Mining Workshops (ICDM)*, Miami, Florida, USA, December 2009.

- [8] Stephen Casper, Carson Ezell, Charlotte Siegmann, Noam Kolt, Taylor Lynn Curtis, Benjamin Bucknall, Andreas Haupt, Kevin Wei, Jérémy Scheurer, Marius Hobbhahn, et al. Black-box access is insufficient for rigorous ai audits. *arXiv preprint arXiv:2401.14446*, 2024.
- [9] Bing-Jyue Chen, Suppakit Waiwitlikhit, Ion Stoica, and Daniel Kang. Zkml: An optimizing system for ml inference in zero-knowledge proofs. In *Proceedings of the Nineteenth European Conference on Computer Systems*, pages 560–574, 2024.
- [10] Alexandra Chouldechova. Fair prediction with disparate impact: A study of bias in recidivism prediction instruments, 2016.
- [11] Ivan Damgård, Valerio Pastro, Nigel Smart, and Sarah Zakarias. Multiparty computation from somewhat homomorphic encryption. In Reihaneh Safavi-Naini and Ran Canetti, editors, *Advances in Cryptology – CRYPTO 2012*, pages 643–662, Berlin, Heidelberg, 2012. Springer Berlin Heidelberg.
- [12] Mengnan Du, Fan Yang, Na Zou, and Xia Hu. Fairness in deep learning: A computational perspective. *IEEE Intelligent Systems*, 36(4):25–34, 2020.
- [13] Dheeru Dua and Casey Graff. UCI machine learning repository, 2017.
- [14] Cynthia Dwork, Moritz Hardt, Toniann Pitassi, Omer Reingold, and Richard Zemel. Fairness through awareness. In *Proceedings of the 3rd Innovations in Theoretical Computer Science Conference (ITCS)*, pages 214–226, 2012.
- [15] Andre Esteva, Katherine Chou, Serena Yeung, Nikhil Naik, Ali Madani, Ali Mottaghi, Yun Liu, Eric Topol, Jeff Dean, and Richard Socher. Deep learning-enabled medical computer vision. *NPJ digital medicine*, 4(1):5, 2021.
- [16] Office for Civil Rights (OCR). The HIPAA Privacy Rule, May 2008. Last Modified: 2024-07-22T14:39:19-0400.
- [17] Nicholas Franzese, Jonathan Katz, Steve Lu, Rafail Ostrovsky, Xiao Wang, and Chenkai Weng. Constant-overhead zero-knowledge for ram programs. Cryptology ePrint Archive, Paper 2021/979, 2021. <https://eprint.iacr.org/2021/979>.
- [18] Judy Wawira Gichoya, Imon Banerjee, Ananth Reddy Bhimireddy, John L Burns, Leo Anthony Celi, Li-Ching Chen, Ramon Correa, Natalie Dullerud, Marzyeh Ghassemi, Shih-Cheng Huang, et al. Ai recognition of patient race in medical imaging: a modelling study. *The Lancet Digital Health*, 4(6):e406–e414, 2022.
- [19] Oded Goldreich, Silvio Micali, and Avi Wigderson. Proofs that yield nothing but their validity or all languages in np have zero-knowledge proof systems. *Journal of the ACM (JACM)*, 38(3):690–728, 1991.
- [20] Shafi Goldwasser, Michael P Kim, Vinod Vaikuntanathan, and Or Zamir. Planting undetectable backdoors in machine learning models. In *2022 IEEE 63rd Annual Symposium on Foundations of Computer Science (FOCS)*, pages 931–942. IEEE, 2022.
- [21] Shafi Goldwasser, Silvio Micali, and Chales Rackoff. The knowledge complexity of interactive proof-systems. In *Providing sound foundations for cryptography: On the work of shafi goldwasser and silvio micali*, pages 203–225. 2019.
- [22] Sixue Gong, Xiaoming Liu, and Anil K Jain. Mitigating face recognition bias via group adaptive classifier. In *Proceedings of the IEEE/CVF conference on computer vision and pattern recognition*, pages 3414–3424, 2021.
- [23] Melissa Hall, Candace Ross, Adina Williams, Nicolas Carion, Michal Drozdal, and Adriana Romero-Soriano. Dig in: Evaluating disparities in image generations with indicators for geographic diversity. *Transactions on Machine Learning Research*, 2023.

- [24] Moritz Hardt, Eric Price, and Nati Srebro. Equality of opportunity in supervised learning. *Advances in Neural Information Processing Systems (NIPS)*, 29:3315–3323, 2016.
- [25] Hans Hofmann. Statlog (German Credit Data). UCI Machine Learning Repository, 1994. DOI: <https://doi.org/10.24432/C5NC77>.
- [26] Ben Hutchinson and Margaret Mitchell. 50 years of test (un) fairness: Lessons for machine learning. In *Proceedings of the conference on fairness, accountability, and transparency*, pages 49–58, 2019.
- [27] Basileal Imana, Aleksandra Korolova, and John Heidemann. Having your privacy cake and eating it too: Platform-supported auditing of social media algorithms for public interest. *Proceedings of the ACM on Human-Computer Interaction*, 7(CSCW1):1–33, 2023.
- [28] Nathanael Jo, Sina Aghaei, Jack Benson, Andrés Gómez, and Phebe Vayanos. Learning optimal fair classification trees. *arXiv preprint arXiv:2201.09932*, 2022.
- [29] Philips George John, Deepak Vijaykeerthy, and Diptikalyan Saha. Verifying individual fairness in machine learning models. In *Conference on Uncertainty in Artificial Intelligence*, pages 749–758. PMLR, 2020.
- [30] Faisal Kamiran, Toon Calders, and Mykola Pechenizkiy. Discrimination aware decision tree learning. In *2010 IEEE International Conference on Data Mining (ICDM)*, pages 869–874, 2010.
- [31] Jonathan Katz and Yehuda Lindell. *Introduction to Modern Cryptography, Second Edition*. Chapman & Hall/CRC, 2nd edition, 2014.
- [32] Niki Kilbertus, Adrià Gascón, Matt Kusner, Michael Veale, Krishna Gummadi, and Adrian Weller. Blind justice: Fairness with encrypted sensitive attributes. In *International Conference on Machine Learning*, pages 2630–2639. PMLR, 2018.
- [33] Jon Kleinberg, Himabindu Lakkaraju, Jure Leskovec, Jens Ludwig, and Sendhil Mullainathan. Human decisions and machine predictions. *The quarterly journal of economics*, 133(1):237–293, 2018.
- [34] Joshua Alexander Kroll. *Accountable algorithms*. PhD thesis, Princeton University, 2015.
- [35] Anja Lambrecht and Catherine Tucker. Algorithmic bias? an empirical study of apparent gender-based discrimination in the display of stem career ads. *Management science*, 65(7):2966–2981, 2019.
- [36] Wei-Yin Loh. Classification and regression trees. *Wiley Interdisciplinary Reviews: Data mining and knowledge discovery*, 1(1):14–23, 2011.
- [37] Shenyu Lu, Yipei Wang, and Xiaoqian Wang. Debiasing attention mechanism in transformer without demographics. In *The Twelfth International Conference on Learning Representations*, 2023.
- [38] Payman Mohassel and Yupeng Zhang. Secureml: A system for scalable privacy-preserving machine learning. In *2017 IEEE symposium on security and privacy (SP)*, pages 19–38. IEEE, 2017.
- [39] Jesper Buus Nielsen, Peter Sebastian Nordholt, Claudio Orlandi, and Sai Sheshank Burra. A new approach to practical active-secure two-party computation. In Reihaneh Safavi-Naini and Ran Canetti, editors, *Advances in Cryptology – CRYPTO 2012*, pages 681–700, Berlin, Heidelberg, 2012. Springer Berlin Heidelberg.
- [40] Tiago P Pagano, Rafael B Loureiro, Fernanda VN Lisboa, Rodrigo M Peixoto, Guilherme AS Guimarães, Gustavo OR Cruz, Maira M Araujo, Lucas L Santos, Marco AS Cruz, Ewerton LS Oliveira, et al. Bias and unfairness in machine learning models: a systematic review on datasets, tools, fairness metrics, and identification and mitigation methods. *Big data and cognitive computing*, 7(1):15, 2023.

- [41] Cecilia Panigutti, Alan Perotti, André Panisson, Paolo Bajardi, and Dino Pedreschi. Fairlens: Auditing black-box clinical decision support systems. *Information Processing & Management*, 58(5):102657, 2021.
- [42] Sikha Pentylala, David Melanson, Martine De Cock, and Golnoosh Farnadi. Privfair: a library for privacy-preserving fairness auditing. *arXiv preprint arXiv:2202.04058*, 2022.
- [43] Yao Qiang, Chengyin Li, Prashant Khanduri, and Dongxiao Zhu. Fairness-aware vision transformer via debiased self-attention. *arXiv preprint arXiv:2301.13803*, 2023.
- [44] Anis Rahman. Algorithms of oppression: How search engines reinforce racism, 2020.
- [45] Michael Redmond. Communities and Crime. UCI Machine Learning Repository, 2009.
- [46] Pedro Saleiro, Benedict Kuester, Loren Hinkson, Jesse London, Abby Stevens, Ari Anisfeld, Kit T Rodolfa, and Rayid Ghani. Aequitas: A bias and fairness audit toolkit. *arXiv preprint arXiv:1811.05577*, 2018.
- [47] Shahar Segal, Yossi Adi, Benny Pinkas, Carsten Baum, Chaya Ganesh, and Joseph Keshet. Fairness in the eyes of the data: Certifying machine-learning models. In *Proceedings of the 2021 AAAI/ACM Conference on AI, Ethics, and Society*, pages 926–935, 2021.
- [48] Ali Shahin Shamsabadi, Mohammad Yaghini, Natalie Dullerud, Sierra Wyllie, Ulrich Aïvodji, Aisha Alaagib, Sébastien Gambs, and Nicolas Papernot. Washing the unwashable: On the (im) possibility of fairwashing detection. *Advances in Neural Information Processing Systems*, 35:14170–14182, 2022.
- [49] Ali Shahin Shamsabadi, Sierra Calanda Wyllie, Nicholas Franzese, Natalie Dullerud, Sébastien Gambs, Nicolas Papernot, Xiao Wang, and Adrian Weller. Confidential-profit: confidential proof of fair training of trees. In *The Eleventh International Conference on Learning Representations*, 2022.
- [50] Naeem Siddiqi. *Credit risk scorecards: developing and implementing intelligent credit scoring*, volume 3. John Wiley & Sons, 2012.
- [51] Mitch Smith. In Wisconsin, a Backlash Against Using Data to Foretell Defendants’ Futures. *The New York Times*, June 2016.
- [52] Sruthi Sudhakar, Viraj Prabhu, Arvindkumar Krishnakumar, and Judy Hoffman. Mitigating bias in visual transformers via targeted alignment. *arXiv preprint arXiv:2302.04358*, 2023.
- [53] Latanya Sweeney. Discrimination in online ad delivery: Google ads, black names and white names, racial discrimination, and click advertising. *Queue*, 11(3):10–29, 2013.
- [54] Florian Tramer, Vaggelis Atlidakis, Roxana Geambasu, Daniel Hsu, Jean-Pierre Hubaux, Mathias Humbert, Ari Juels, and Huang Lin. Fairtest: Discovering unwarranted associations in data-driven applications. In *2017 IEEE European Symposium on Security and Privacy (EuroS&P)*, pages 401–416. IEEE, 2017.
- [55] Kaveh Waddell. How algorithms can bring down minorities’ credit scores. *The Atlantic*, 2, 2016.
- [56] Mingyang Wan, Daochen Zha, Ninghao Liu, and Na Zou. In-processing modeling techniques for machine learning fairness: A survey. *ACM Transactions on Knowledge Discovery from Data*, 17(3):1–27, 2023.
- [57] Xiao Wang, Alex J. Malozemoff, and Jonathan Katz. EMP-toolkit: Efficient MultiParty computation toolkit. <https://github.com/emp-toolkit>, 2016.
- [58] Chenkai Weng, Kang Yang, Jonathan Katz, and Xiao Wang. Wolverine: Fast, scalable, and communication-efficient zero-knowledge proofs for boolean and arithmetic circuits. Cryptology ePrint Archive, Paper 2020/925, 2020. <https://eprint.iacr.org/2020/925>.

- [59] Chenkai Weng, Kang Yang, Xiang Xie, Jonathan Katz, and Xiao Wang. Mystique: Efficient conversions for {Zero-Knowledge} proofs with applications to machine learning. In *30th USENIX Security Symposium (USENIX Security 21)*, pages 501–518, 2021.
- [60] Chhavi Yadav, Amrita Roy Chowdhury, Dan Boneh, and Kamalika Chaudhuri. Fairproof: Confidential and certifiable fairness for neural networks. *arXiv preprint arXiv:2402.12572*, 2024.

Appendix

6 Notation

Table 4 shows the notation used throughout this paper.

Table 4: Notation table.

Meaning	Meaning
\mathcal{P} Prover	\mathcal{V} Auditor
\mathcal{C} Client	M Model
D Training Dataset	Q Query dataset
M_τ Fair model	θ Group Fairness Threshold
$\llbracket x \rrbracket$ Authentication of value x	S Binary sensitive attribute

7 Datasets

Table 5: Summary of datasets.

Dataset	#Samples	#Attr.	Demographic Var.	Task
COMPAS	6,151	8	Race	Recidivism
Crime	1,993	22	Race	Crime rate
Credit	30,000	23	Age	Card Payment
Adult	45,222	14	Gender	Income
German	800	61	Foreign Worker	Loan

Table 5 describes five standard fairness benchmarking datasets used in this paper: COMPAS [4], Communities and Crime [45], Default Credit [2], Adult Income [1], and German Credit [25].

8 Fairness Definitions

Definition 8.1 (Equalized Odds [24]). *A predictor \hat{Y} satisfies Equalized Odds with respect to the sensitive attribute S if:*

$$\Pr[\hat{Y} = 1|Y = y, S = a] = \Pr[\hat{Y} = 1|Y = y, S = b.]$$

$$\forall y \in \{0, 1\}, \forall a, b \in S.$$

Definition 8.2 (Equal Opportunity [24]). *A predictor \hat{Y} satisfies Equal Opportunity with respect to the sensitive attribute S if:*

$$\Pr[\hat{Y} = 1|Y = 1, S = a] = \Pr[\hat{Y} = 1|Y = 1, S = b]$$

$\forall a, b \in S$.

Definition 8.3 (Predictive Equality [10]). *A predictor \hat{Y} satisfies Predictive Equality with respect to the sensitive attribute S if:*

$$\Pr[\hat{Y} = 1|Y = 0, S = a] = \Pr[\hat{Y} = 1|Y = 0, S = b]$$

$\forall a, b \in S$.

9 Proof of Soundness

Theorem 9.1. *Let X_h be the honest group fairness gap and X_m the measured group fairness gap computed during Algorithm 5. Consider $\epsilon > 0$, the deviation between these quantities caused by a malicious \mathcal{P} cheating during Phases 2 and/or 3, defined as follows:*

$$\epsilon = |X_h - X_m|.$$

Then \mathcal{P} is caught with probability

$$p_{catch} \geq 1 - \left(1 - \frac{\epsilon}{2}\right)^\nu.$$

Where ν is the number of queries uniformly sampled within each group via Algorithm 6 (for a total of 2ν sampled queries).

Proof. We begin by considering available options for \mathcal{P} to dishonestly influence X_m (i.e. the quantity compared to θ in Step 10 of Algorithm 5). Since any deviations influencing the computation of c_a, c_b, N_a, N_b, S in steps 3-11 will be caught by the underlying ZKP protocols [58, 17], \mathcal{P} can only cause a deviation in X_m by behaving dishonestly to alter the query-answer tuples (q_i, r_i, o_i) before they are committed during Step 2.

This can happen in two ways: (i) by breaching *correctness* of the outcome given to the i^{th} client during Algorithm 4 (i.e. $o_i \neq M_\tau(q_i, r_i)$), or (ii) by breaching *consistency* (i.e. (q_i, r_i, o_i) provided as input during Algorithm 5 step 2 $\neq (q, r, o)$ given to the i^{th} client query during Algorithm 4). A query-answer tuple breaching either condition will be caught by Steps 14 and 15 of Algorithm 5 if it is sampled in S during Step 11.

Thus, in order to assess \mathcal{P} 's likelihood of being caught we must understand the number of modified queries required to produce a deviation between X_h and X_m of size ϵ . For now, let us just consider the case where \mathcal{P} only modifies o_i from $(q_i, r_i, o_i) \in Q_m$. Let N_a be the number of query points in Q_h such that $s_i = a$, and let N_b be defined similarly. Note that in the case where \mathcal{P} only modifies o_i , these quantities are exactly the same when defined over Q_m .

In the case of all group fairness metrics considered in this paper (demographic parity, equalized odds, equal opportunity, predictive equality), flipping any o_i from Q_h can produce at most $\frac{1}{N_a}$ alteration of X_m if $s_i = a$, or $\frac{1}{N_b}$ alteration if $s_i = b$. This is because the numerator term changes by at most 1 per query. This means that in order to create a deviation of size ϵ , \mathcal{P} must modify at least $p_a \cdot N_a + p_b \cdot N_b$ queries for some $p_a, p_b \in [0, 1]$, where

$$\epsilon \leq p_a + p_b.$$

This necessarily implies that either $p_a \geq \frac{\epsilon}{2}$ or $p_b \geq \frac{\epsilon}{2}$. Without loss of generality, assume the former.

Then if we uniformly sample ν queries with $s_i = a$, the probability that *none* of them violate correctness or consistency (and \mathcal{P} evades being caught) is given by

$$\begin{aligned} \Pr[\text{no modified queries in sample}] &= (1 - p_a)^\nu \\ &\leq \left(1 - \frac{\epsilon}{2}\right)^\nu. \end{aligned}$$

Algorithm 7: Certifying Fairness via Postprocessing (Equalized Odds).

Input: A public parameter θ which thresholds the acceptable level of group fairness gap; \mathcal{P} holds a Model M ; A postprocessing dataset D may be provided by \mathcal{P} or \mathcal{V}

- 1: \mathcal{P} commits to M and D obtaining $\llbracket M \rrbracket, \llbracket D \rrbracket$
 - ▷ Locally postprocess model for fairness
 - 2: Using Algorithm 1, find a set of scoring thresholds $t_a \in \tau$ for each protected attribute group $a \in A$ that satisfy θ on M and D . Commit to τ . Use M_τ to refer to the model augmented with the fair scoring thresholds.
 - ▷ Prove correctness of postprocessing
 - 3: \mathcal{P} makes commitments to group outcome counts $TN_a, FN_a, TP_a, FP_a \forall a \in A$, initializes them to zero.
 - 4: **for all** $\llbracket d_i \rrbracket \in \llbracket D \rrbracket$ **do**
 - 5: \mathcal{P} and \mathcal{V} flip fair coins r_i and commit to them
 - 6: \mathcal{P} proves $\llbracket o_i \rrbracket \leftarrow M_\tau(d_i, r_i)$ using Algorithm 3
 - 7: $\llbracket y_i \rrbracket \leftarrow$ true label of d_i
 - 8: $\llbracket s_i \rrbracket \leftarrow$ sensitive attribute of d_i
 - 9: $\llbracket b_a \rrbracket \leftarrow \llbracket s_i \rrbracket == a \quad \forall a \in A$ // sensitive attribute indicator bits
 - 10: $\llbracket N_a \rrbracket \leftarrow \llbracket N_a \rrbracket + \llbracket b_a \rrbracket \quad \forall a \in A$ // counting group sizes
 - ▷ Commit to indicator bits for True Positive, False Positive, False Negative, True Negative
 - 11: $\llbracket b_{TP} \rrbracket \leftarrow \llbracket o_i \rrbracket \wedge \llbracket y_i \rrbracket$
 - 12: $\llbracket b_{FP} \rrbracket \leftarrow \llbracket \neg o_i \rrbracket \wedge \llbracket y_i \rrbracket$
 - 13: $\llbracket b_{FN} \rrbracket \leftarrow \llbracket o_i \rrbracket \wedge \llbracket \neg y_i \rrbracket$
 - 14: $\llbracket b_{TN} \rrbracket \leftarrow \llbracket \neg o_i \rrbracket \wedge \llbracket \neg y_i \rrbracket$
 - ▷ Update counts
 - 15: $\llbracket TP_a \rrbracket \leftarrow \llbracket TP_a \rrbracket + \llbracket b_{TP} \rrbracket \wedge \llbracket b_a \rrbracket \forall a \in A$
 - 16: Update $\llbracket FP_a \rrbracket, \llbracket FN_a \rrbracket,$ and $\llbracket TN_a \rrbracket$ similarly.
 - ▷ Prove equalized odds criteria between desired groups (here a_0 and a_1 are compared)
 - 17: \mathcal{P} proves:
$$\theta \cdot \llbracket N_{a_0} \rrbracket \cdot \llbracket N_{a_1} \rrbracket \geq \llbracket FP_{a_0} \rrbracket \cdot \llbracket N_{a_1} \rrbracket - \llbracket FP_{a_1} \rrbracket \cdot \llbracket N_{a_0} \rrbracket$$
 - 18: \mathcal{P} proves:
$$\theta \cdot \llbracket N_{a_0} \rrbracket \cdot \llbracket N_{a_1} \rrbracket \geq \llbracket FN_{a_0} \rrbracket \cdot \llbracket N_{a_1} \rrbracket - \llbracket FN_{a_1} \rrbracket \cdot \llbracket N_{a_0} \rrbracket$$
-

Since a symmetrical analysis holds for p_b , taking a ν -sized uniform sample of queries from *both* groups (for a total of 2ν verified queries) gives us the bound stated in the theorem.

Now let us return to the case where \mathcal{P} modifies pieces of the query-answer tuple besides o_i . If they modify q_i or r_i in any way aside from the sensitive attribute, this reduces to the case of modifying o_i . If they modify the sensitive attribute, this simply changes the denominator terms N_a and N_b , but the above analysis holds regardless of those values. \square

10 OATH and Equalised Odds

Algorithms 8 and 7.

11 Formalization of Privacy and Security Guarantees

We supply informal theorems which explicitly state the privacy and security guarantees of our ZKP protocols. Typically they follow directly by construction of the protocol combined with the security guarantees of the underlying ZKP method(s) [58, 17].

Theorem 11.1. (Informal) *Given a model M_τ and dataset D_{val} , Algorithm 2 guarantees that the demographic parity gap of M_τ 's predictions on each data point in D_{val} is less than or equal to the public parameter θ . It does so without leaking any information about M_τ or D_{val} except for the size of the dataset and the number of model parameters.*

Algorithm 8: Fairness Audit (Equalized Odds).

Input:

- Public values: N is the number of queries answered in Phase 2, θ thresholds the acceptable level of group fairness gap, and ν is a soundness parameter.
- \mathcal{P} holds a committed fair model M_τ , and a set of queries authenticating values $(q_i, r_i, o_i, m_{\mathcal{P}i}, s_{\mathcal{P}i}) \in X$ with $i \in [0, N)$.
- \mathcal{V} holds hash-based commitments $C_i = H(q_i || r_i || o_i)$ with $i \in [0, N)$.

- 1: **for all** $i \in [0, N)$ **do**
- 2: \mathcal{P} commits to $[(q_i, r_i, o_i)]$.
 - ▷ \mathcal{P} proves equalized odds fairness on authenticated queries
- 3: \mathcal{P} makes commitments to group outcome counts $TN_a, FN_a, TP_a, FP_a \forall a \in A$, initializes them to zero.
- 4: **for all** $i \in [0, N)$ **do**
- 5: $[[y_i]] \leftarrow$ true label of q_i
- 6: $[[s_i]] \leftarrow$ sensitive attribute of q_i
- 7: $[[b_a]] \leftarrow [[s_i]] == a \quad \forall a \in A$ // sensitive attribute indicator bits
- 8: $[[N_a]] \leftarrow [[N_a]] + [[b_a]] \quad \forall a \in A$ // counting group sizes
 - ▷ Commit to indicator bits for True Positive, False Positive, False Negative, True Negative
- 9: $[[b_{TP}]] \leftarrow [[o_i]] \wedge [[y_i]]$
- 10: $[[b_{FP}]] \leftarrow [[\neg o_i]] \wedge [[y_i]]$
- 11: $[[b_{FN}]] \leftarrow [[o_i]] \wedge [[\neg y_i]]$
- 12: $[[b_{TN}]] \leftarrow [[\neg o_i]] \wedge [[\neg y_i]]$
 - ▷ Update counts
- 13: $[[TP_a]] \leftarrow [[TP_a]] + [[b_{TP}]] \wedge [[b_a]] \forall a \in A$
- 14: Update $[[FP_a]]$, $[[FN_a]]$, and $[[TN_a]]$ similarly.
- 15: \mathcal{P} shows that demographic parity gap is underneath threshold θ by proving

$$\theta \cdot [[N_a]] \cdot [[N_b]] \geq [[c_a]] \cdot [[N_b]] - [[c_b]] \cdot [[N_a]]$$

- ▷ Correctness & Consistency Checks
 - 16: Use Algorithm 6 to obtain Π , a permutation of $[0, N)$ encoding a 2ν -size class-balanced random sample of X .
 - 17: **for all** $i \leftarrow [0, 2\nu)$ **do**
 - 18: $j \leftarrow \Pi(i)$ ▷ j indexes entries in X selected by the class-balanced sample
 - 19: \mathcal{P} proves $[[o_j]] == M_\tau([[q_j]], [[r_j]])$ ▷ via Algorithm 3
 - 20: \mathcal{P} proves $H(q_j || r_j || o_j) == C_j$. If it fails, \mathcal{P} and \mathcal{C} may show $sig_{\mathcal{P}}$ and $sig_{\mathcal{C}}$ respectively to determine who cheated.
-

Proof Sketch. The guarantees follow straightforwardly from the guarantees of the underlying ZKP protocol [58], which ensures that all arithmetic and logical operations on the committed values are carried out correctly and with no information leakage. Accordingly, the properties of the theorem are guaranteed by the construction of Algorithm 2, and Algorithm 3. In particular, steps 6-13 of Algorithm 2 accurately count the positive outcomes on datapoints from each group in the committed dataset D_{val} , and then compare the positive outcome rates implied by these counts to the threshold θ . The correctness of the predictions \mathcal{P} makes using model M_τ is guaranteed by Algorithm 3, which compares the output of the committed model M to committed thresholds $t_a, t_b \in \tau$. \square

Theorem 11.2. (Informal) Algorithm 4 reveals no information to \mathcal{P} , \mathcal{C} , and \mathcal{V} beyond what each party learns in typical MLaaS query answering.

Proof Sketch. By a standard argument (see e.g. [31]), $H(q || r || o)$ comprises a binding and hiding commitment to q and o in the random oracle model. Thus \mathcal{V} learns no information about the query or the output by receiving it. \mathcal{P} and \mathcal{C} receive q and o as they do in the standard MLaaS. \square

Theorem 11.3. The sample array S output by Algorithm 6 has the following guarantees:

1. Queries are selected uniformly within each group. Formally, consider $i \in I_a$, the subset of all indices such that the query-answer tuple $(q_i, r_i, o_i) \in Q$ has sensitive attribute $s_i = a$. Then

$$\Pr[S[i] = 1] = \Pr[S[j] = 1] \quad \forall i, j \in I_a.$$

And similarly for queries with sensitive attribute b .

Algorithm 9: Fairness Audit w/o S Reveal.

Input:

- Public values: N is the number of queries answered in Phase 2, θ thresholds the acceptable level of group fairness gap, and ν is a soundness parameter.
- \mathcal{P} holds a committed fair model M_τ , and a set of queries authenticating values $(q_i, r_i, o_i) \in Q$ with $i \in [0, N)$.
- \mathcal{V} holds hash-based commitments $C_i = H(q_i || r_i || o_i)$ with $i \in [0, N)$.

- 1: **for all** $i \in [0, N)$ **do**
- 2: \mathcal{P} commits to $(\llbracket q_i \rrbracket, \llbracket r_i \rrbracket, \llbracket o_i \rrbracket)$.
 - ▷ \mathcal{P} proves demographic parity fairness on authenticated queries
- 3: \mathcal{P} commits to two counters $\llbracket c_a \rrbracket$ and $\llbracket c_b \rrbracket$ for counting positive outcomes on each subpopulation, initialized to zero.
- 4: \mathcal{P} commits to two counters $\llbracket N_a \rrbracket$ and $\llbracket N_b \rrbracket$ for counting individuals in each subpopulation, initialized to zero.
- 5: **for all** $i \in [0, N)$ **do**
- 6: $\llbracket s_i \rrbracket \leftarrow \llbracket q_i \text{.sensitive_attribute} \rrbracket$
- 7: $\llbracket b_a \rrbracket \leftarrow \llbracket s_i \rrbracket == a$, $\llbracket b_b \rrbracket \leftarrow \llbracket s_i \rrbracket == b$ ▷ Indicator bit for each sensitive attribute
- 8: $\llbracket N_a \rrbracket \leftarrow \llbracket N_a \rrbracket + \llbracket b_a \rrbracket$, $\llbracket N_b \rrbracket \leftarrow \llbracket N_b \rrbracket + \llbracket b_b \rrbracket$ ▷ Update sensitive attribute group counts
- 9: $\llbracket c_a \rrbracket \leftarrow \llbracket c_a \rrbracket + (\llbracket b_a \rrbracket \cdot \llbracket o_i \rrbracket)$, $\llbracket c_b \rrbracket \leftarrow \llbracket c_b \rrbracket + (\llbracket b_b \rrbracket \cdot \llbracket o_i \rrbracket)$ ▷ Update per-subpopulation positive outcome
- 10: \mathcal{P} shows that demographic parity gap is underneath threshold θ by proving

$$\theta \geq \left| \frac{\llbracket c_a \rrbracket}{\llbracket N_a \rrbracket} - \frac{\llbracket c_b \rrbracket}{\llbracket N_b \rrbracket} \right|$$

- ▷ **Correctness & Consistency Checks**
 - 11: Use Algorithm 6 to obtain S , an array encoding a group-balanced random sample of Q .
 - 12: Initialize committed counter $\llbracket x \rrbracket$ to 1.
 - 13: \mathcal{V} publishes all C_i , \mathcal{P} loads them into a read-only ZKRAM [17] C .
 - 14: Initialize a read/write ZKRAM [17] R with $(2\nu + 1) \cdot sz$ entries, where sz is the number of values required to store a query-answer tuple (q, r, o) plus its index $i \in [0, N)$. Initialize the tuple-sized block starting at $R[0]$ with \perp .
 - 15: **for all** $i \in [0, N)$ **do**
 - 16: $\llbracket b \rrbracket \leftarrow S[i]$
 - 17: $R[\llbracket x \rrbracket \cdot \llbracket b \rrbracket] \leftarrow$ first value in $(q_i || r_i || o_i) || i$, $R[\llbracket x \rrbracket \cdot \llbracket b \rrbracket + 1] \leftarrow$ second value in $(q_i || r_i || o_i) || i$, ..., $R[\llbracket x \rrbracket \cdot \llbracket b \rrbracket + sz] \leftarrow$ sz^{th} value in $(q_i || r_i || o_i) || i$.
 - 18: $\llbracket x \rrbracket \leftarrow \llbracket x \rrbracket + \llbracket b \rrbracket$.
 - 19: **for all** $i \in [1, 2\nu)$ **do**
 - 20: $(\llbracket q \rrbracket, \llbracket r \rrbracket, \llbracket o \rrbracket, \llbracket ind \rrbracket) \leftarrow$ load from $R[i]$
 - 21: \mathcal{P} proves $\llbracket o \rrbracket == M_\tau(\llbracket q \rrbracket, \llbracket r \rrbracket)$ ▷ via Algorithm 3
 - 22: \mathcal{P} proves that $H(\llbracket q \rrbracket || \llbracket r \rrbracket || \llbracket o \rrbracket) == C[\llbracket ind \rrbracket]$.
-

2. Exactly ν queries in group a and ν queries in group b are included in the sample, for a total of 2ν selected queries. Formally, entries in S are binary-valued, with $\sum_{i \in I_a} S[i] = \nu$. And similarly for queries with sensitive attribute b .

3. (Informal) Algorithm 6 reveals no information to \mathcal{V} other than N_a and N_b , the number of queries made by members of each group.

Proof Sketch. In detail, Algorithm 6 randomly permutes all members of group a and places the first ν of them in the sample, and also randomly permutes the all members of group b and places the first ν of them in the sample. To accomplish this operation in zero-knowledge on a committed array of queries, \mathcal{V} constructs two random permutations π_a, π_b of the appropriate sizes and sends them to \mathcal{P} . Each permutation is then loaded into a read-only ZKRAM (see [17] for details), which will allow \mathcal{P} to read permuted elements from π_a in the case that they have sensitive attribute $s = a$ and \perp otherwise (and similarly for group b), without revealing to \mathcal{V} which case is occurring. We use \perp as a symbol to represent the fact that a query is outside of the group relevant to a permutation.

In steps 6-10, the parties perform a linear traversal of all queries in Q , updating a committed counter $\llbracket c_a \rrbracket$ whenever a query from group a is encountered, and either placing $\pi_a(c_a)$ in an array A_a or \perp depending on group membership via a read to the ZKRAM. At the end of step 10, every query in Q has a corresponding entry in A_a which is $\llbracket \pi_a(j) \rrbracket$ if $Q[i] \in$ group a , (where $Q[i]$ is the j^{th} query that belongs to group a), and $\llbracket \perp \rrbracket$ otherwise. We also construct A_b symmetrically for group b . Thus, each member of group a is labeled with an output from the random permutation π_a , and each member of group b

Table 6: Runtime of OATH’s phases on fairness benchmark datasets for a (20, 10, 2) feed-forward neural network implemented in EMP-toolkit [57].

Dataset	Phase 1 (s)	Phase 2 (s)	Phase 3 (s)
COMPAS	239.44	0.25	5585.25
Crime	482.82	0.23	6109.59
Default Credit	4611.86	0.23	6192.46
Adult	4,992.62	0.22	5875.18
German	288.04	0.23	7396.13

is labeled with an output from π_b . Then to determine whether a query $Q[i]$ is included in the uniform sample, steps 13-15 perform one more linear pass over Q wherein a committed sample bit is set to 1 if it’s a member of group a and $\pi_a(i) < \nu$, or if it’s a member of group b and $\pi_b(i) < \nu$ (we define $(\perp < n) = 0$ for any n).

The construction thus guarantees claims (1) and (2) since group a queries with $S[i] = 1$ are exactly those which are mapped to $[0, \nu)$ by the random permutation π_a , and group b queries with $S[i] = 1$ are exactly those which are mapped to $[0, \nu)$ by π_b , which is equivalent to taking a ν -sized uniform sample from each group. Claim (3) is guaranteed by the underlying ZKP protocols used to perform the authenticated operations and ZKRAM access [58, 17]. \square

Corollary 11.1. (Informal) Algorithm 5 reveals no information to \mathcal{V} about the client data and model parameters other than what can be inferred from N_a and N_b , and the sample array S .

Proof Sketch. By Theorem 11.3, taking the group-balanced sample with Algorithm 6 reveals N_a, N_b to \mathcal{V} , but no other information. By the security of the underlying ZKP protocol [58] and hash-based commitment scheme [59], all steps besides step 13 leak no additional information to \mathcal{V} .

In step 13, after obtaining the sample array S , \mathcal{P} opens each of the 2ν bits of S such that $\llbracket S[i] \rrbracket == 1$ which effectively reveals S since all other entries are guaranteed to be 0. \square

Revealing S to \mathcal{V} gives some knowledge of which of their commitments correspond to clients included in the sample. By itself, this is an innocuous piece of information – it simply gives \mathcal{V} knowledge that a small subset of query commitments correspond to users with $\frac{1}{2}$ probability of being from group a or group b , rather than $\frac{N_a}{N}$ and $\frac{N_b}{N}$ as is implied by knowledge of N_a, N_b , and N . If we consider stronger adversarial capacities of \mathcal{V} , e.g. that they somehow have outside knowledge about $2\nu - 1$ of the queries in the sample, more precise information can be inferred. In this example, \mathcal{V} can infer the sensitive attribute of the single unknown query since they know which group has $\nu - 1$ sampled queries and which group has ν .

While it is important to be mindful of this possible inference, in the proposed setting of a regulatory body auditing the fairness of a machine learning model we anticipate a threat model much closer to the former case than the latter. Further, by integrating a read/write ZKRAM [17] we can remove this leakage in exchange for a minor to moderate additional computational cost (depending on the size of the query input). This is demonstrated in Algorithm 9 of Appendix 10.

12 Additional Benchmarks

Figure 4 shows the accumulative runtime of computing fairness and checking the correctness of the model using all five datasets.

Table 6 shows runtime benchmarks for each phase of OATH on fairness datasets with a 3-layer feed-forward neural network.

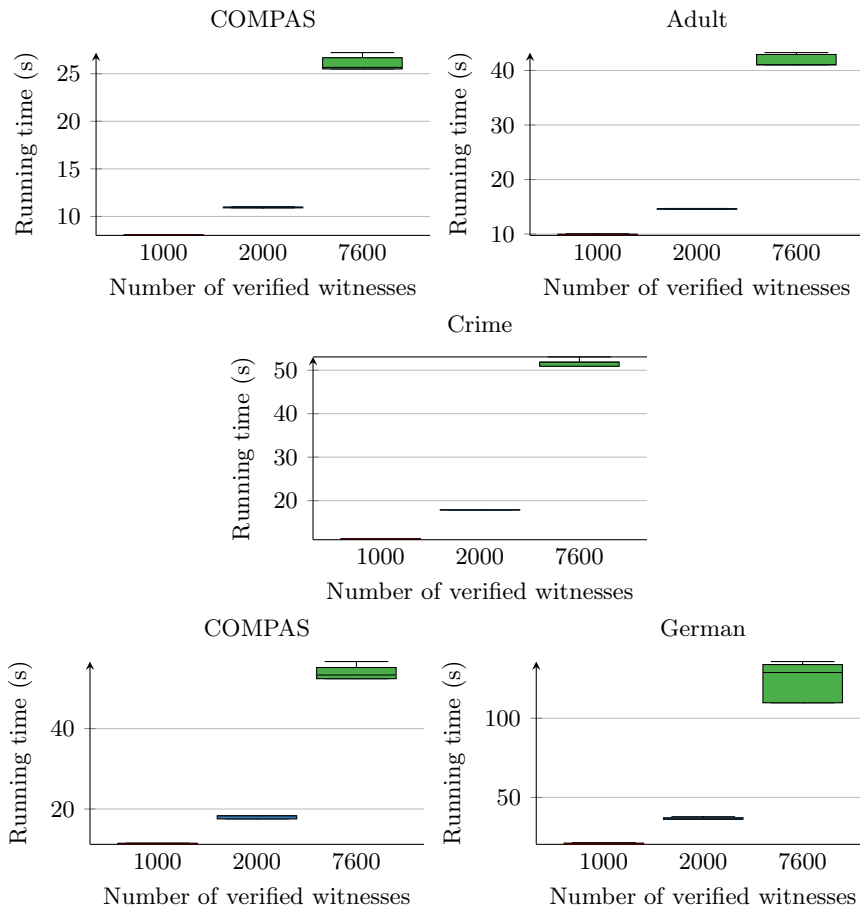


Figure 4: Effect of the number of verified witnesses on the runtime of computing fairness and verifying the inference using the correct model.