

Convex Constrained Controller Synthesis for Evolution Equations

Lauren Conger* Antoine P. Leeman† Franca Hoffmann*

ABSTRACT

We propose a convex controller synthesis framework for a large class of constrained linear systems, including those described by (deterministic and stochastic) partial differential equations and integral equations, commonly used in fluid dynamics, thermo-mechanical systems, quantum control, or transportation networks. Most existing control techniques rely on a (finite-dimensional) discrete description of the system, via ordinary differential equations. Here, we work instead with more general (infinite-dimensional) Hilbert spaces. This enables the discretization to be applied after the optimization (optimize-then-discretize). Using output-feedback system level synthesis (SLS), we formulate the controller synthesis as a convex optimization problem. Structural constraints like sensor and communication delays, and locality constraints, are incorporated while preserving convexity, allowing parallel implementation and extending key SLS properties to infinite dimensions. The proposed approach and its benefits are demonstrated on a linear Boltzmann equation.

1 INTRODUCTION

Many dynamical systems are described by evolution equations and have inherently continuous state spaces, such as fluid dynamics and plasma behavior in fusion reactors [1], heat transfer [2], wind farms [3], aerospace applications [4], and bacterial movement [5]. In these settings, computing controllers is particularly challenging due to the infinite-dimensional nature of the state.

One set of current control techniques largely relies on a discretization of the system, resulting in an ordinary differential equation (ODE) [6]. Although this traditional technique has proven useful for many evolution systems, the discretization generates a large number of states, and leads to an optimization problem often too costly to solve.

A second set of methods to solve evolution equation control problems includes techniques used for boundary control [7]. Recent progress in this area leverages *backstepping*, in which a change of variables allows for a closed-form solution of the boundary controller [8], e.g., for specific dynamics [9] such as the reaction-diffusion equation [10, 11, 12].

Beyond boundary, or system specific control, a third, older set of results surrounds more general control in Hilbert spaces. While classical work exists on adaptive control [13], robust control [14], controllability [15], and stabilizing operators [16], practical tools are still needed to bridge the gap between theory and applications.

To address some of the challenges in these three sets of approaches to partial differential equation (PDE) control, we present a convex controller synthesis method for a large class of linear systems, including PDEs and integral equations, using ideas from system level synthesis (SLS), a popular robust and distributed control tool [17, 18, 19, 20, 21], and generalize results from [22, 23] by formulating solutions in the weak sense (broadening the classes of evolution equations and solutions) and numerically considering the setting of non-spatially invariant systems. SLS was recently developed to parameterize state- and output-feedback controllers as a convex optimization problem, allowing structural constraints while preserving convexity [24, 17, 25].

Our method mitigates discretization issues by optimizing directly on infinite-dimensional Hilbert spaces; in general, optimizing and discretizing do not necessarily commute [26], and instead of optimizing over a large discrete state

*Computing and Mathematical Sciences, California Institute of Technology. lconger@caltech.edu. LC is supported by an NDSEG fellowship and PIMCO fellowship. FH is supported by start-up funds at the California Institute of Technology and by NSF CAREER Award 2340762.

†IDSC, ETH Zurich. a.leeman@ethz.ch. This work has been supported by the European Space Agency under OSIP 4000133352.

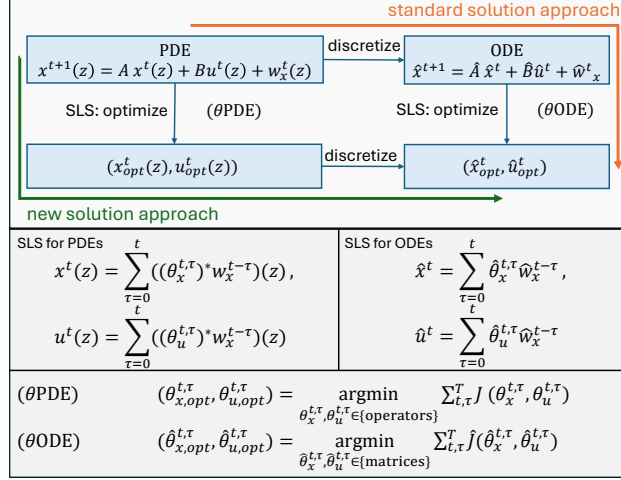


Figure 1: Traditional control approaches discretize PDE dynamics and then solve a finite-dimensional optimal control problem (discretize-then-optimize). We propose optimizing in the infinite-dimensional space, and then discretizing the solution (optimize-then-discretize). This requires an infinite-dimensional SLS framework.

space, we use an optimize-then-discretize approach (see Figure 1). This requires conceptualization of the SLS framework in infinite dimensions, pushing beyond the current finite-dimensional theory and serving both more accurate theoretical analysis and expected practical performance gains.

Contributions: We propose a convex (output-feedback) controller parametrization for deterministic or stochastic evolution equations in infinite-dimensional spaces, incorporating convex structural constraints such as locality, sensor delay, and communication delays. We prove that optimizing over convex closed-loop maps is equivalent to optimizing over linear feedback controllers, which may not be convex. On a numerical implementation using an integral equation, we show how orthonormal basis functions reduce the problem to a finite-dimensional optimization of coefficients, with subproblems solved in parallel. This work lays the foundation for several natural generalizations, including time-varying operators in the dynamics and SLS for continuous-time evolution equations.

2 PROBLEM SETUP

2.1 Notation

Let $\langle \cdot, \cdot \rangle_{\mathcal{H}}$ denote the inner product in a real Hilbert space \mathcal{H} . Thanks to the Riesz map, \mathcal{H} is isometrically isomorphic to its topological dual $\mathcal{H}^* := \{f : \mathcal{H} \rightarrow \mathbb{R} \text{ continuous, linear functions}\}$. For a linear bounded operator $A : \mathcal{D}(A) \subseteq \mathcal{H}_1 \rightarrow \mathcal{H}_2$ between two Hilbert spaces with domain $\mathcal{D}(A)$ and range $\mathcal{R}(A)$, its dual operator $A^* : \mathcal{D}(A^*) \subseteq \mathcal{H}_2^* \rightarrow \mathcal{H}_1^*$ maps $f(\cdot) \in \mathcal{H}_2^*$ to the function $g(\cdot) = f(A \cdot) \in \mathcal{H}_1^*$. The Riesz map allows us to identify A^* with the adjoint $A' : \mathcal{D}(A') \subseteq \mathcal{H}_2 \rightarrow \mathcal{H}_1$ of A , which is defined via the relation $\langle x_2, A x_1 \rangle_{\mathcal{H}_2} = \langle A' x_2, x_1 \rangle_{\mathcal{H}_1}$ for all $x_1 \in \mathcal{D}(A) \subseteq \mathcal{H}_1, x_2 \in \mathcal{D}(A') \subseteq \mathcal{H}_2$. From now on, we identify \mathcal{H}^* with \mathcal{H} and A' with A^* . We remark that the operator domain is part of the definition of the operator itself, and therefore A and $\mathcal{D}(A)$ are always stated together.

Throughout, we will use that the state $x^t \in \mathcal{X}$, input $u^t \in \mathcal{U}$, output $y^t \in \mathcal{Y}$, disturbance $w_x^t \in \mathcal{X}$, and observation noise $w_y^t \in \mathcal{Y}$ at time t are in Hilbert spaces. For a Hilbert space \mathcal{X} and discrete times $t \in \{0, \dots, T\}$, we use the script $\mathcal{X} := \mathcal{X}^{\otimes(T+1)}$ to denote the $T + 1$ dimensional vector of elements $x^0, \dots, x^T \in \mathcal{X}$. This is again a Hilbert space when endowed with the inner product $\langle x, \bar{x} \rangle_{\mathcal{X}} := \sum_{t=0}^T \langle x^t, \bar{x}^t \rangle_{\mathcal{X}}$. In the context of PDEs, a very useful Hilbert space is the Sobolev space $H^k(\Omega)$ denoting the class of functions whose weak derivatives exist up to order k and are in $L^2(\Omega) := \{f : \Omega \rightarrow \mathbb{R} \text{ s.t. } \int_{\Omega} |f(z)|^2 dz < \infty\}$. Finally, we denote by $\delta_{z_0}(\cdot)$ the Dirac delta at z_0 .

2.2 Strong and Weak Forms of the Dynamics

Consider the discrete-time dynamics

$$x^{t+1} = A^* x^t + B^* u^t + w_x^t \quad (1a)$$

$$y^t = C^* x^t + w_y^t. \quad (1b)$$

with operators

$$\begin{aligned} \text{Dynamics} \quad & A^* : \mathcal{D}(A^*) \rightarrow \mathcal{X}, \quad \mathcal{D}(A^*) \subseteq \mathcal{X}, \\ \text{Control} \quad & B^* : \mathcal{D}(B^*) \rightarrow \mathcal{X}, \quad \mathcal{D}(B^*) \subseteq \mathcal{U}, \\ \text{Observation} \quad & C^* : \mathcal{D}(C^*) \rightarrow \mathcal{Y}, \quad \mathcal{D}(C^*) \subseteq \mathcal{X}. \end{aligned}$$

Here, the Hilbert spaces $\mathcal{X}, \mathcal{U}, \mathcal{Y}$ may be finite- or infinite-dimensional. In infinite dimensions, a large class of PDEs and integral equations can be expressed as (1) for suitable choices of operators A^*, B^* and C^* . If $\{x^t\}_{t=0}^T = \{x^t(\cdot)\}_{t=0}^T$ and $\{w_x^t\}_{t=0}^T = \{w_x^t(\cdot)\}_{t=0}^T$ are functions over some space Ω , Equation (1a) is said to hold *strongly*, i.e. $x^{t+1}(z) = (A^*x^t)(z) + (B^*u^t)(z) + w_x^t(z)$ pointwise for all $z \in \Omega$. However, this notion of solution to (1) may be too restrictive in many application settings. For instance, one may want to consider cases where (1a) is the time-distretization of an evolution equation

$$\partial_t x(t, z) = L^*x(t, z) + B^*u(t, z) + w_x(t, z) \quad (2)$$

for some differential operator $L^* : \mathcal{D}(L^*) \subseteq \mathcal{X} \rightarrow \mathcal{X}$ (for Forward Euler discretization with time step Δt , one would recover (1a) by setting $A^* = I + \Delta t L^*$). If $(L^*x)(z) := v \cdot \nabla_z x(z)$ is the advection operator for some fixed velocity field $v \in \mathbb{R}^d$ and $B^* = 0, w_x = 0$, then an initial point source at the origin, $x^0(z) := \delta_0(z)$, is propagated through the dynamics and remains a Dirac delta at all times. This solution, which is physically relevant, does not solve (2) strongly since a Dirac delta is not differentiable in the classical sense. Or, consider for instance dynamics L^* such that the solution $x(t, z)$ develops shocks or discontinuities over time, loosing differentiability. To give a sense to 'solving (1)' in these cases, we use a more general notion of solution: $(x^t, u^t)_{t=0}^T$ solves (1) *weakly* if for all $f \in \mathcal{D}(A) \cap \mathcal{D}(B) \subseteq \mathcal{X}$ and $g \in \mathcal{D}(C) \subseteq \mathcal{Y}$,

$$\langle x^{t+1}, f \rangle_{\mathcal{X}} = \langle x^t, Af \rangle_{\mathcal{X}} + \langle u^t, Bf \rangle_{\mathcal{U}} + \langle w_x^t, f \rangle_{\mathcal{X}} \quad (3a)$$

$$\langle y^t, g \rangle_{\mathcal{Y}} = \langle x^t, Cg \rangle_{\mathcal{X}} + \langle w_y^t, g \rangle_{\mathcal{Y}}. \quad (3b)$$

Here, f, g are considered test functions, and applying differential operators to test functions instead of the solution itself allows for less regular solutions, see Example 2. We will use the weak notion of solution throughout this paper, and all pointwise statements are thus to be understood in the almost everywhere sense.

Example 1 *In finite dimensions, the weak and strong forms are equivalent, so our framework reduces to the standard SLS setting. When $\mathcal{X} = \mathbb{R}^{n_x}, \mathcal{U} = \mathbb{R}^{n_u}$, and $\mathcal{Y} = \mathbb{R}^{n_y}$, the weak form of the dynamics (3) reduces to the standard (strong form) finite-dimensional control setting, since \mathcal{X}, \mathcal{U} and \mathcal{Y} are Hilbert spaces when equipped with the 2-norm. Observe that the domains of $A^* \in \mathbb{R}^{n_x \times n_x}, B^* \in \mathbb{R}^{n_x \times n_u}$, and $C^* \in \mathbb{R}^{n_y \times n_x}$ are the entire spaces \mathcal{X} and \mathcal{U} , which is not necessarily true in the infinite dimensional setting.*

Example 2 *Consider $\mathcal{X} = \mathcal{U} = L^2(\mathbb{R})$, and the dynamics*

$$x^{t+1}(z) = \partial_z x^t(z) + \int b(z - z') u^t(z') dz'$$

for $z \in \mathbb{R}, b \in L^2(\mathbb{R})$ with $b(-z) = b(z)$. This corresponds to the strong form of the dynamics (1a) with $A^* = \partial_z$ the differentiation operator and B^* the convolution operator. Here, $\mathcal{D}(A^*) = H^1(\mathbb{R}) := \{f \in L^2(\mathbb{R}) \text{ s.t. } \int_{\mathbb{R}} |\partial_z f(z)|^2 dz < \infty\}$ and $B^*u^t = b * u^t$ with $\mathcal{D}(B^*) = \mathcal{U}$. The weak form (3a) of the dynamics is

$$\langle x^{t+1}, f \rangle_{\mathcal{X}} = -\langle x^t, \partial_z f \rangle_{\mathcal{X}} + \langle u^t, b * f \rangle_{\mathcal{U}}$$

for all $f \in \mathcal{D}(A) = H^1(\mathbb{R})$, where $A = -\partial_z$ and $Bf = b * f$. Explicitly writing the L^2 inner products, the above means

$$\begin{aligned} \int x^{t+1}(z) f(z) dz &= - \int x^t(z) \partial_z f(z) dz \\ &+ \iint u^t(z) b(z - z') f(z') dz dz', \quad \forall f \in H^1(\mathbb{R}). \end{aligned}$$

The strong form requires $x^t \in H^1(\mathbb{R})$ to be differentiable, whereas for the weak form $x^t \in L^2(\mathbb{R})$ is sufficient, shifting regularity requirements to the test functions $f \in H^1(\mathbb{R})$ instead. In this way the weak form gives sense to a non-differentiable function x^t solving a differential equation.

2.3 System Level Synthesis

Finite-dimensional SLS can be used to optimize a linear controller while convexly enforcing locality, and communication delay and speed constraints [19], which is not possible when optimizing over the (linear) controller gains directly. In particular, locality constraints allow for large-scale problems to be solved in parallel, with controllers using only local information, leading to a scalable controller implementation. In this work, we leverage SLS to generalize the convex controller synthesis to infinite dimensional settings, including deterministic and stochastic PDE dynamics and integral equations.

In the weak sense the control input u^t is given via a family of operators $K_x^{t,\tau} : \mathcal{D}(K_x^{t,\tau}) \subseteq \mathcal{U} \rightarrow \mathcal{X}$ and $K_y^{t,\tau} : \mathcal{D}(K_y^{t,\tau}) \subseteq \mathcal{U} \rightarrow \mathcal{Y}$ for $t, \tau \in \{0, \dots, T\}$ such that for all test functions $h \in \cap_{\tau=0}^t \mathcal{D}(K_{x,y}^{t,t-\tau}) \subseteq \mathcal{U}$,

$$\begin{aligned} \langle u^t, h \rangle_{\mathcal{U}} &= \sum_{\tau=0}^t \langle x^\tau, K_x^{t,t-\tau} h \rangle_{\mathcal{X}} \quad \text{for state feedback,} \\ \langle u^t, h \rangle_{\mathcal{U}} &= \sum_{\tau=0}^t \langle y^\tau, K_y^{t,t-\tau} h \rangle_{\mathcal{Y}} \quad \text{for output feedback.} \end{aligned}$$

We will present results for both state feedback (SF) and output feedback (OF) settings. The controller is $u^t = \sum_{\tau=0}^t (K_x^{t,t-\tau})^* x^\tau$ in the SF setting, and $u^t = \sum_{\tau=0}^t (K_y^{t,t-\tau})^* y^\tau$ in the OF setting.

Remark 1 Taking operator adjoints means switching the spaces for domains and ranges, so generalizing SLS to operators in Hilbert spaces switches the conventional source and target spaces from existing SLS theory. For example, if $B : \mathcal{X} \rightarrow \mathcal{U}$ then $B^* : \mathcal{U} \rightarrow \mathcal{X}$. For details, see [27].

3 RESULTS

In this section, we show how to convexly synthesize a linear controller for the dynamics (3). Throughout, we consider a time horizon $T \in \mathbb{N}$ and denote

$$x := \begin{bmatrix} x^0 \\ \vdots \\ x^T \end{bmatrix} \in \mathcal{X}, \quad w_x := \begin{bmatrix} x^0 \\ w^0 \\ \vdots \\ w^{T-1} \end{bmatrix} \in \mathcal{X}, \quad u = \begin{bmatrix} u^0 \\ \vdots \\ u^T \end{bmatrix} \in \mathcal{U},$$

and operator matrices $\mathcal{A} : \mathcal{D}(\mathcal{A}) \subseteq \mathcal{X} \rightarrow \mathcal{X}$, $\mathcal{K}_x : \mathcal{D}(\mathcal{K}_x) \subseteq \mathcal{U} \rightarrow \mathcal{X}$ given by

$$\mathcal{A} := \begin{bmatrix} 0 & A & & \\ & \ddots & \ddots & \\ & & 0 & A \\ & & & 0 \end{bmatrix}, \quad \mathcal{K}_x := \begin{bmatrix} K_x^{0,0} & \dots & K_x^{T,T} \\ & \ddots & \vdots \\ & & K_x^{T,0} \end{bmatrix}, \quad (4)$$

with $\mathcal{B} : \mathcal{D}(\mathcal{B}) \subseteq \mathcal{X} \rightarrow \mathcal{U}$ defined similarly to \mathcal{A} , $\mathcal{K}_y : \mathcal{D}(\mathcal{K}_y) \subseteq \mathcal{U} \rightarrow \mathcal{Y}$ defined similarly to \mathcal{K}_x , and $\mathcal{C} : \mathcal{D}(\mathcal{C}) \subseteq \mathcal{Y} \rightarrow \mathcal{X}$ given by $\mathcal{C} := \text{blkdiag}(C)$; all operator matrices are of size $(T+1) \times (T+1)$. Denote $\bar{\mathcal{D}} := \mathcal{D}(\mathcal{A}) \cap \mathcal{D}(\mathcal{B}) = \mathcal{X} \times (\mathcal{D}(\mathcal{A}) \cap \mathcal{D}(\mathcal{B}))^{\otimes T} \subseteq \mathcal{X}$. Using the full time horizon, the dynamics (3) can be written, for all $f \in \bar{\mathcal{D}}$ and $g \in \mathcal{D}(\mathcal{C})$,

$$\langle x, f \rangle_{\mathcal{X}} = \langle x, \mathcal{A}f \rangle_{\mathcal{X}} + \langle u, \mathcal{B}f \rangle_{\mathcal{U}} + \langle w_x, f \rangle_{\mathcal{X}}, \quad (5a)$$

$$\langle y, g \rangle_{\mathcal{Y}} = \langle x, \mathcal{C}g \rangle_{\mathcal{X}} + \langle w_y, g \rangle_{\mathcal{Y}}. \quad (5b)$$

The relationship between u and x is given by

$$\langle u, h \rangle_{\mathcal{U}} = \langle x, \mathcal{K}_x h \rangle_{\mathcal{X}} \quad \forall h \in \mathcal{D}(\mathcal{K}_x) \text{ for SF,} \quad (6a)$$

$$\langle u, h \rangle_{\mathcal{U}} = \langle y, \mathcal{K}_y h \rangle_{\mathcal{Y}} \quad \forall h \in \mathcal{D}(\mathcal{K}_y) \text{ for OF.} \quad (6b)$$

The matrix structure in (4) arises by writing the strong form of the dynamics (1) in vector notation, and then taking adjoints of the resulting operators with respect to $\langle \cdot, \cdot \rangle_{\mathcal{X}, \mathcal{U}, \mathcal{Y}}$. Note that the controller being causal means \mathcal{K}_x^* and \mathcal{K}_y^* are lower block-triangular, and hence \mathcal{K}_x and \mathcal{K}_y are upper block-triangular.

3.1 State Feedback

We define closed-loop operators $\theta_x : \mathcal{D}(\theta_x) \subseteq \mathcal{X} \rightarrow \mathcal{X}$ and $\theta_u : \mathcal{D}(\theta_u) \subseteq \mathcal{U} \rightarrow \mathcal{X}$ to map between the disturbance and the state and input respectively, in block-operator form

$$\theta_x := \begin{bmatrix} \theta_x^{0,0} & \theta_x^{1,1} & \cdots & \theta_x^{T,T} \\ & \theta_x^{1,0} & & \theta_x^{T,T-1} \\ & & \ddots & \vdots \\ & & & \theta_x^{T,0} \end{bmatrix}, \quad (7)$$

where $\theta_x^{t,\tau} : \mathcal{D}(\theta_x^{t,\tau}) \subseteq \mathcal{X} \rightarrow \mathcal{X}$ and $\theta_u^{t,\tau} : \mathcal{D}(\theta_u^{t,\tau}) \subseteq \mathcal{U} \rightarrow \mathcal{X}$ are defined similarly. The adjoints θ_x^*, θ_u^* of the closed-loop maps (CLMs) θ_x and θ_u are lower block-triangular to ensure causality, hence θ_x, θ_u are upper block-triangular, and they parameterize the trajectories $x \in \mathcal{X}$ and $u \in \mathcal{U}$ via

$$\langle x, f \rangle_{\mathcal{X}} = \langle w_x, \theta_x f \rangle_{\mathcal{X}} \quad \forall f \in \mathcal{D}(\theta_x) \subseteq \mathcal{X}, \quad (8a)$$

$$\langle u, h \rangle_{\mathcal{U}} = \langle w_x, \theta_u h \rangle_{\mathcal{X}} \quad \forall h \in \mathcal{D}(\theta_u) \subseteq \mathcal{U}. \quad (8b)$$

In the following theorem, we state one of the main result of this paper: the relationship between the CLMs θ_x, θ_u and the SF controller \mathcal{K}_x is given by

$$\langle f, \theta_x^{-1} \theta_u h \rangle_{\mathcal{X}} = \langle f, \mathcal{K}_x h \rangle_{\mathcal{X}} \quad (9)$$

for appropriate test functions f, h . The system level parameterization (SLP) in Theorem 1 parameterizes all possible causal θ_x, θ_u .

Theorem 1 (SLP-SF) Fix disturbance function realization $w_x \in \mathcal{X}$ and operators \mathcal{A}, \mathcal{B} .

- (I) If \mathcal{K}_x of form (4) is given such that $\mathcal{R}(\mathcal{A}), \mathcal{R}(\mathcal{B}) \subseteq \mathcal{D}(\mathcal{K}_x)$ and $\mathcal{R}(\mathcal{K}_x) \subseteq \bar{\mathcal{D}}$, then any trajectory $(x, u) \in \mathcal{X} \times \mathcal{U}$ satisfying the closed-loop dynamics (5a)-(6a) also satisfies (8) with some causal CLMs θ_x, θ_u satisfying $\mathcal{R}(\mathcal{A}) \subseteq \mathcal{D}(\theta_x), \mathcal{R}(\mathcal{B}) \subseteq \mathcal{D}(\theta_u)$ and

$$\begin{aligned} \langle f, \theta_x \hat{f} \rangle_{\mathcal{X}} &= \langle f, \theta_x \mathcal{A} \hat{f} \rangle_{\mathcal{X}} + \langle f, \theta_u \mathcal{B} \hat{f} \rangle_{\mathcal{X}} \\ &+ \langle f, \hat{f} \rangle_{\mathcal{X}}, \quad \forall f \in \mathcal{X}, \quad \forall \hat{f} \in \bar{\mathcal{D}}. \end{aligned} \quad (10)$$

- (II) Let $\theta_x : \mathcal{D}(\theta_x) \rightarrow \mathcal{X}, \theta_u : \mathcal{D}(\theta_u) \rightarrow \mathcal{X}$ be arbitrary CLMs satisfying (10) such that θ_x, θ_u are upper block-triangular (implying that θ_x is invertible), $\mathcal{R}(\mathcal{A}) \subseteq \mathcal{D}(\theta_x), \mathcal{R}(\mathcal{B}) \subseteq \mathcal{D}(\theta_u)$ and $\mathcal{R}(\theta_u) \subseteq \mathcal{D}(\theta_x^{-1})$. Then the corresponding trajectory $(x, u) \in \mathcal{X} \times \mathcal{U}$ computed with (8) also satisfies (5a), (6a) with the controller \mathcal{K}_x defined by $\mathcal{K}_x := \theta_x^{-1} \theta_u$ and $\mathcal{D}(\mathcal{K}_x) := \mathcal{D}(\theta_u)$.

3.2 Output Feedback

In the output feedback setting, the controller does not have access to full state information, only the observation data y . The CLM operator matrices

$$\begin{aligned} \theta_{xx} : \mathcal{D}(\theta_{xx}) \subseteq \mathcal{X} \rightarrow \mathcal{X}, & \quad \theta_{ux} : \mathcal{D}(\theta_{ux}) \subseteq \mathcal{U} \rightarrow \mathcal{X}, \\ \theta_{xy} : \mathcal{D}(\theta_{xy}) \subseteq \mathcal{X} \rightarrow \mathcal{Y}, & \quad \theta_{uy} : \mathcal{D}(\theta_{uy}) \subseteq \mathcal{U} \rightarrow \mathcal{Y}, \end{aligned}$$

are defined as block-triangular operator matrices with the same structure (7) as θ_x and θ_u in the state feedback setting. As shown in the following theorem, the trajectory $(x, u) \in \mathcal{X} \times \mathcal{U}$ is parameterized by

$$\langle x, f \rangle_{\mathcal{X}} = \langle w_x, \theta_{xx} f \rangle_{\mathcal{X}} + \langle w_y, \theta_{xy} f \rangle_{\mathcal{Y}}, \quad (11a)$$

$$\langle u, h \rangle_{\mathcal{U}} = \langle w_x, \theta_{ux} h \rangle_{\mathcal{X}} + \langle w_y, \theta_{uy} h \rangle_{\mathcal{Y}}, \quad (11b)$$

$$\forall f \in \mathcal{D}(\theta_{xx}) \cap \mathcal{D}(\theta_{xy}) \subseteq \mathcal{X},$$

$$\forall h \in \mathcal{D}(\theta_{ux}) \cap \mathcal{D}(\theta_{uy}) \subseteq \mathcal{U}.$$

We will show a relationship between the closed-loop maps and the controller $\mathcal{K}_y : \mathcal{D}(\mathcal{K}_y) \rightarrow \mathcal{Y}$ given by

$$\langle g, (\theta_{uy} - \theta_{xy} \theta_{xx}^{-1} \theta_{ux}) h \rangle_{\mathcal{Y}} = \langle g, \mathcal{K}_y h \rangle_{\mathcal{Y}}, \quad (12)$$

for appropriate test functions g, h .

Theorem 2 (SLP-OF) Fix disturbance function realizations $w_x \in \mathcal{X}, w_y \in \mathcal{Y}$ and operators $\mathcal{A}, \mathcal{B}, \mathcal{C}$ with $\mathcal{R}(\mathcal{A}) \subseteq \bar{\mathcal{D}}$ and $\mathcal{R}(\mathcal{C}) = \bar{\mathcal{D}}$.

(I) If \mathcal{K}_y of form (4) is given such that $\mathcal{R}(\mathcal{B}) \subseteq \mathcal{D}(\mathcal{K}_y)$ and $\mathcal{R}(\mathcal{K}_y) \subseteq \mathcal{D}(\mathcal{C})$, then any trajectory $(x, u) \in \mathcal{X} \times \mathcal{U}$ satisfying the closed-loop dynamics (5a), (5b), (6b) also satisfies (11) with some CLMs $(\theta_{xx}, \theta_{xy}, \theta_{ux}, \theta_{uy})$ satisfying

$$\begin{aligned} \mathcal{D}(\theta_{xx}) &= \mathcal{D}(\theta_{xy}) = \bar{\mathcal{D}}, & \mathcal{D}(\theta_{ux}) &= \mathcal{D}(\theta_{uy}) = \mathcal{D}(\mathcal{K}_y), \\ \mathcal{R}(\theta_{xx}) &= \mathcal{R}(\theta_{ux}) = \bar{\mathcal{D}}, & \mathcal{R}(\theta_{xy}) &= \mathcal{R}(\theta_{uy}) = \mathcal{R}(\mathcal{K}_y), \end{aligned}$$

and given by

$$\langle f, \theta_{xx} \hat{f} \rangle_{\mathcal{X}} = \langle f, \theta_{xx} \mathcal{A} \hat{f} \rangle_{\mathcal{X}} + \langle f, \theta_{xy} \mathcal{B} \hat{f} \rangle_{\mathcal{X}} + \langle f, \hat{f} \rangle_{\mathcal{X}}, \quad (13a)$$

$$\langle g, \theta_{xy} \hat{f} \rangle_{\mathcal{Y}} = \langle g, \theta_{xy} \mathcal{A} \hat{f} \rangle_{\mathcal{Y}} + \langle g, \theta_{uy} \mathcal{B} \hat{f} \rangle_{\mathcal{Y}}, \quad (13b)$$

$$\langle f, \theta_{xx} \hat{f} \rangle_{\mathcal{X}} = \langle f, \mathcal{A} \theta_{xx} \hat{f} \rangle_{\mathcal{X}} + \langle f, \mathcal{C} \theta_{xy} \hat{f} \rangle_{\mathcal{X}} + \langle f, \hat{f} \rangle_{\mathcal{X}}, \quad (13c)$$

$$\langle f, \theta_{ux} h \rangle_{\mathcal{X}} = \langle f, \mathcal{A} \theta_{ux} h \rangle_{\mathcal{X}} + \langle f, \mathcal{C} \theta_{uy} h \rangle_{\mathcal{X}}, \quad (13d)$$

$$\forall f \in \mathcal{X}, g \in \mathcal{Y}, \hat{f} \in \bar{\mathcal{D}}, h \in \mathcal{D}(\theta_{ux}).$$

(II) Let $(\theta_{xx}, \theta_{xy}, \theta_{ux}, \theta_{uy})$ be arbitrary CLMs satisfying (13) with causal upper block-triangular structure (implying that θ_{xx} is invertible), with

$$\begin{aligned} \mathcal{D}(\theta_{xx}) &= \mathcal{D}(\theta_{xy}) = \bar{\mathcal{D}}, & \mathcal{R}(\mathcal{B}) &\subseteq \mathcal{D}(\theta_{ux}) = \mathcal{D}(\theta_{uy}), \\ \mathcal{R}(\theta_{xx}) &= \mathcal{R}(\theta_{ux}) = \bar{\mathcal{D}}, & \mathcal{R}(\theta_{xy}) &= \mathcal{R}(\theta_{uy}) = \mathcal{D}(\mathcal{C}). \end{aligned}$$

Then the corresponding trajectory $(x, u) \in \mathcal{X} \times \mathcal{U}$ computed with (11) and output $y \in \mathcal{Y}$ computed with (6b) also satisfy (5), with the controller \mathcal{K}_y defined by

$$\mathcal{K}_y := \theta_{uy} - \theta_{xy}(\theta_{xx}^{-1})\theta_{ux},$$

and $\mathcal{D}(\mathcal{K}_y) := \mathcal{D}(\theta_{ux}) = \mathcal{D}(\theta_{uy})$; it follows that $\mathcal{R}(\mathcal{K}_y) = \mathcal{D}(\mathcal{C})$.

3.3 Optimization and Structural Constraints

Classical control problems aim to construct a controller that minimizes some cost, usually in terms of the state x and input u . In the SLS framework, it was shown in [19, Section 2.2.2] that optimizing over a weighted Frobenius norm of (finite-dimensional) θ_x and θ_u solves the linear quadratic regulator (LQR) problem. Other common objectives such as \mathcal{H}_∞ and \mathcal{L}_1 can also be posed in terms of closed-loop maps (see, e.g., [18, 19, 21] for SLS-based robustness guarantees). In the same vein, we propose optimizing over (infinite-dimensional) θ_x and θ_u instead of the state and input. In the state feedback setting, the (infinite-dimensional) convex optimization problem given a cost J is

$$\min_{\theta_x, \theta_u} J(\theta_x, \theta_u) \quad \text{such that (10) holds,}$$

and in the output feedback setting,

$$\min_{\theta_{xx}, \theta_{ux}, \theta_{uy}, \theta_{xy}} J(\theta_{xx}, \theta_{ux}, \theta_{uy}, \theta_{xy}) \quad \text{such that (13) holds.}$$

Let θ be the set of closed-loop maps, with $\theta = (\theta_x, \theta_u)$ in the state feedback setting and $\theta = (\theta_{xx}, \theta_{ux}, \theta_{uy}, \theta_{xy})$ in the output feedback setting. A key feature of the original finite-dimensional SLS formulation [19] is its ability to impose structural constraints such as communication delay, sensor delay and locality constraints by constraining the support of θ , while maintaining the convexity of the optimization problem. This proposed infinite-dimensional formulation has the same properties. When restricting to a constraint set S , the optimization problem then becomes

$$\min_{\theta \in S} J(\theta) \quad \text{s.t. (10) or (13) holds.}$$

The following example shows how to construct such constraint sets S .

Example 3 (Integral Dynamics with Constraints) Let $\Omega \subset \mathbb{R}^2$ be a compact set. Consider the system with full state measurements $x^t \in L^2(\Omega)$, $u^t \in \mathbb{R}^{n_u}$, parameterized by $a \in L^2(\Omega)$ and $b : \Omega \rightarrow \mathbb{R}^{n_u}$,

$$A^* x^t(\cdot) = (a * x^t)(\cdot) \in L^2(\Omega), \quad \forall x^t \in L^2(\Omega),$$

$$B^* u^t = \sum_{l=1}^{n_u} b(l, z) u_l^t \in L^2(\Omega), \quad \forall u^t \in \mathbb{R}^{n_u}.$$

This means (3) is a simplified scattering equation, also known as linear Boltzmann, and is used to model phenomena like bacterial movement [5, Sec 5.6]. The functions a and b have compact support; for a , this specifies that \mathcal{A} is local, i.e., the state at z affects only nearby states at the next time step. For b , the control affects states around the location of each actuator, where the location of the i^{th} of n_u actuators is located at $\hat{z}^{(i)} \in \mathbb{R}^2$. Assume $\text{supp } a(\cdot) = \{z \in \Omega \mid \|z\|_2 \leq r\}$ and $\text{supp } b(l, \cdot) = \{z \in \Omega \mid \|z - \hat{z}^{(l)}\|_2 \leq r\}$, where r is sufficiently small. For this problem set-up, we optimize over causal operators $\theta^* = (\theta_x^*, \theta_u^*)$ that can be expressed via kernels: they are upper block-triangular as in (7), and for $f \in L^2(\Omega)$ and $z \in \Omega$,

$$\begin{aligned} ((\theta_x^{t,\tau})^* f)(z) &= \int_{\Omega} \vartheta_x^{t,\tau}(\tilde{z}, z) f(\tilde{z}) d\tilde{z}, \\ ((\theta_u^{t,\tau})^* f)_l &= \int_{\Omega} \vartheta_u^{t,\tau}(\tilde{z}, \hat{z}^{(l)}) f(\tilde{z}) d\tilde{z}, \end{aligned}$$

with kernels $\vartheta_x^{t,\tau}(\tilde{z}, z) \in L^2(\Omega \times \Omega)$, $\vartheta_u^{t,\tau}(\tilde{z}, z) \in L^2(\Omega, C(\Omega))$. To impose locality constraints on θ_x^* and θ_u^* , we fix the constraint set S to operators with restricted support of their corresponding kernels: $\text{supp } \vartheta_x^{t,\tau} = \text{supp } \vartheta_u^{t,\tau} = \{\tilde{z}, z \in \Omega \mid \|\tilde{z} - z\|_2 \leq r\}$.

Note that in the general linear operator setting, the system is often not controllable due to under-actuation. This makes it more difficult to ensure that the dynamics and the support constraints are feasible, i.e., there exists some θ^* that satisfies both. An interesting question for future work is rigorously defining notions of controllability on subspaces.

3.4 Parallel Solving for Integral Transforms

Consider the state space $\mathcal{X} = L^2(\Omega)$ for some $\Omega \subset \mathbb{R}^d$, and consider CLMs with the following integral transform structure: for $f \in \mathcal{X}$,

$$\begin{aligned} (\theta_x^{t,\tau})^* f &= \int_{\Omega} \vartheta_x^{t,\tau}(\tilde{z}, \cdot) f(\tilde{z}) d\tilde{z}, \\ (\theta_u^{t,\tau})^* f &= T_u \circ \int_{\Omega} \vartheta_u^{t,\tau}(\tilde{z}, \cdot) f(\tilde{z}) d\tilde{z}, \end{aligned}$$

where $T_u : \mathcal{V} \rightarrow \mathcal{U}$ for a suitable functional space \mathcal{V} over Ω (not necessarily a Hilbert space), and kernels $\vartheta_x^{t,\tau} \in L^2(\Omega \times \Omega)$, $\vartheta_u^{t,\tau} \in L^2(\Omega, \mathcal{V})$. We call \mathcal{M} the set of all such admissible causal kernels $\vartheta = (\vartheta_x^{t,\tau}, \vartheta_u^{t,\tau})$, and define for fixed $\tilde{z} \in \Omega$ the set $\mathcal{M}_1 := \{\vartheta \mid \vartheta_x^{t,\tau}(\tilde{z}, \cdot) \in \mathcal{X}, \vartheta_u^{t,\tau}(\tilde{z}, \cdot) \in \mathcal{V}\}$ and for fixed $z \in \Omega$ the set $\mathcal{M}_2 := \{\vartheta \mid \vartheta_x^{t,\tau}(\cdot, z), \vartheta_u^{t,\tau}(\cdot, z) \in \mathcal{X}\}$. Optimizing over CLMs is equivalent to optimizing over kernels $\vartheta \in \mathcal{M}$. When there exists a feasible set S of locality constraints, it is possible to solve this optimization problem in parallel.

Consider cost functions $J_i : \mathcal{M}_i \rightarrow \mathbb{R} \cup \{+\infty\}$ and $J : \mathcal{M} \rightarrow \mathbb{R} \cup \{+\infty\}$ for $i = \{1, 2\}$. Denote the constraints by P , where P collects the controller parametrization (10) or (13), and the structural constraints S .

Definition 1 (Disturbance-Parallelizable) J and P are disturbance-parallelizable if there exists an increasing function φ_1 and norm $\|\cdot\|_1$ such that $J(\vartheta) = \varphi_1(\|\psi_1\|_1)$ for $\psi_1(\tilde{z}) := J_1(\vartheta(\tilde{z}, \cdot))$, and

$$\bar{\vartheta} = \arg \min_{\vartheta(\tilde{z}, \cdot) \in \mathcal{M}_1} J_1(\vartheta(\tilde{z}, \cdot)) \quad \text{s.t. } P(\vartheta(\tilde{z}, \cdot)) = 0 \quad \forall \tilde{z},$$

results in the same minimizer as the full problem, that is,

$$\bar{\vartheta} = \arg \min_{\vartheta \in \mathcal{M}} J(\vartheta) \quad \text{s.t. } P(\vartheta) = 0.$$

Definition 2 (xuy-Parallelizable) J and P are xuy-parallelizable if there exists an increasing function φ_2 and norm $\|\cdot\|_2$ such that $J(\vartheta) = \varphi_2(\|\psi_2\|_2)$ for $\psi_2(z) := J_2(\vartheta(z, \cdot))$, and

$$\bar{\vartheta} = \arg \min_{\vartheta(\cdot, z) \in \mathcal{M}_2} J_2(\vartheta(\cdot, z)) \quad \text{s.t. } P(\vartheta(\cdot, z)) = 0 \quad \forall z,$$

results in the same minimizer as the full problem, that is,

$$\bar{\vartheta} = \arg \min_{\vartheta \in \mathcal{M}} J(\vartheta) \quad \text{s.t. } P(\vartheta) = 0.$$

Disturbance-parallelizable is analogous to column-separable in finite dimensional SLS; xuy-parallelizable is analogous to row-separable in finite dimensional SLS.

Remark 2 *If the system is parallelizable or separable into disturbance- and xuy -parallelizable components, results from [28], and finite-dimensional SLS [24, 29] suggest Alternating Direction Method of Multipliers (ADMM) as a potential distributed solver implementation.*

We will use a disturbance-parallelizable objective and constraint in the following section and illustrate results with parallel computation.

4 CONTROL IMPLEMENTATION

In what follows, consider the dynamics from Example 3,

$$x^{t+1}(z) = \int a(z - z')x^t(z')dz' + \sum_{l=1}^{n_u} b(l, z)u_l^t. \quad (14)$$

Here, we can take $\mathcal{V} = C(\Omega)$ the continuous functions on Ω , and $T : C(\Omega) \rightarrow \mathbb{R}^{n_u}$ to be the evaluation operator at the actuators, $(Tv)_l := v(\hat{z}^{(l)})$.

From (10), the dynamics for the CLM kernels ϑ are

$$\begin{aligned} \vartheta_x^{t+1, \tau+1}(\tilde{z}, z) &= (A^* \vartheta_x^{t, \tau}(\tilde{z}, \cdot))(z) + (B^* T_u \circ \vartheta_u^{t, \tau}(\tilde{z}, \cdot))(z) \\ &= \int a(z - z') \vartheta_x^{t, \tau}(\tilde{z}, z') dz' + \sum_{l=1}^{n_u} b(l, z) \vartheta_u^{t, \tau}(\tilde{z}, \hat{z}^{(l)}), \\ \theta_x^{t, 0}(\tilde{z}, z) &= \delta_0(\tilde{z} - z), \end{aligned}$$

where \tilde{z} is the input, z is the output. Define the cost function

$$J(\vartheta) := \sum_{t, \tau} \left(Q \iint |\vartheta_x^{t, \tau}(\tilde{z}, z)|^2 d\tilde{z} dz + R \int \|T_u \circ \vartheta_u^{t, \tau}(\tilde{z}, \cdot)\|_2^2 d\tilde{z} \right),$$

for scalars $Q > 0$ and $R \geq 0$, analogous to LQR for finite-dimensional SLS. Note that this means we seek a minimum operator norm solution for $(\theta_x^{t, \tau})^*$ and $(\theta_u^{t, \tau})^*$, and with this choice the optimization problem and constraints are disturbance-parallelizable according to Definition 1, that is, we can optimize for each $\tilde{z} \in \Omega$ separately.

We use basis functions for ϑ_x , a , and b ; in particular, we use the real Fourier basis³. The basis allows us to solve the optimization problem over Fourier coefficients, rather than over function spaces, with truncation giving an approximate solution. Additionally, we constrain the support of ϑ_x and ϑ_u without affecting the convexity of the problem, as shown in Example 3. The constraint enforces locality on the disturbance propagation, and the controller. This locality constraint is enforced via basis functions with matching support.

4.1 Simulation Results

The simulation results show selecting an expressive basis and a small number of approximation functions ($k = 12$) are sufficient for the results to be accurate within 0.3%. The time horizon is $T = 5$ with $n_u = 16$ controllers over a domain $[-2, 2]$ in both directions.

The controller topology and state response to a disturbance at position $(-0.26, 0.56)$ for the first two time steps are shown in Figure 2. The state is hit with a disturbance at time $t = 0$, and the nearest controller responds at time $t = 1$. By the second time step, the state is nearly back to zero.

Accuracy of basis functions: To determine the accuracy of the basis functions, the state sequence given the controllers resulting from the basis function coefficient optimization was computed using numerical integration and compared with θ_x . The accuracy at each time step is summarized in Table 1, with at most 0.23% error from the exact solution.

Comparison with uncontrolled system: To determine how much the controllers influence the state of the system, we compare the optimal state response with its uncontrolled counterpart, i.e., $\theta_u = 0$. The average 2-norm of the state at each time step is given in Table 1. Compared with the state response with no control, the controller causes the state norm to decrease, e.g., by 42.23% at $t = 1$.

³For details about the choice of basis, and the CVXPY [30] quadratic program implementation of constraint (13) for the dynamics (14), see <https://github.com/LEConger/SLS-evolution-equations>.

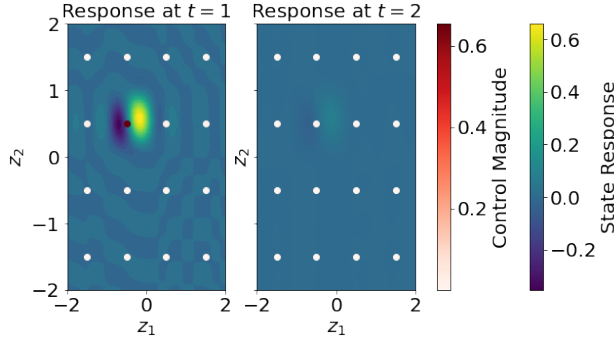


Figure 2: Optimal state response (continuous green shade) and control magnitude (red dot) after $t = 1$, and $t = 2$.

Table 1: Relative error and performance gain at each time step.

time step	error (%)	perf. gain (%)
1	0.16	42.23
2	0.11	61.23
3	0.17	70.93
4	0.21	77.39
5	0.23	82.16

Parallel control with constraints: To illustrate how to compute controllers locally for large-scale systems, we increase the state domain and controllers, and we constrain the controllers to respond only to disturbances within a 1-norm radius of length 2. The SLS optimization problem is solved in parallel for each of the 15 disturbances. For controllers responding to multiple disturbances, the linearity of the CLMs allows us to add the maps together after synthesis. See Figure 3 to observe the locality constraint held for each disturbance. As is the case for discrete-space SLS [31], the disturbance-separability allows us to compute responses to multiple disturbances in parallel.

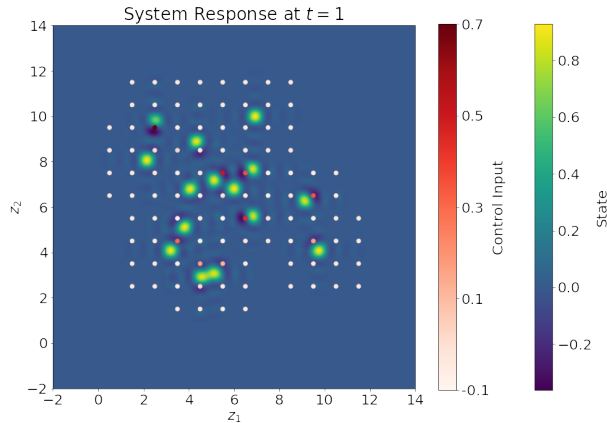


Figure 3: The state and control responses to each of the 15 disturbances are computed in parallel, and then summed to obtain the final control values. The closed-loop maps are constrained to have support locally around each disturbance.

Benefit of continuous space control: To highlight the benefits of our approach, we compare its performance against a classic discretize-then-optimize SLS formulation. After spatially discretizing the dynamics (14) for different discretization steps dx , the optimal discrete controller computed with finite-dimensional SLS [19] was integrated exactly in the dynamics. In Table 2, finite-dimensional SLS and continuous space SLS are compared at each time step against the exact response of a zeros input controller.

In particular, our approach leads to higher performance for this numerical example, compared to its finite-dimensional counterpart [19] for all considered discretizations, highlighting the benefits of our approach for continuous-space systems. Importantly, tailored (finite-dimensional) SLS solvers achieve a state dimension scalability of $\mathcal{O}(n_x^3)$ [20], whereas our approach remains independent of the discretization used.

Table 2: Performance comparison with finite-dimensional SLS [19].

discretization step	avg perf. gain (%)	state dimension n_x
continuous (our approach)	42.79	/
$dx = 0.1$	32.26	1600
$dx = 0.2$	30.54	400
$dx = 0.25$	31.91	256
$dx = 0.5$	37.36	64

5 Conclusion

We proposed a new convex output-feedback controller synthesis framework for infinite-dimensional evolution equations, based on SLS. The framework allows for convex structural constraints, such as sensor delay, communication delays, and locality constraints. Due to its similarities with finite-dimensional SLS, we expect many SLS properties to translate to this infinite-dimensional setting, e.g., efficient distributed solving, robustness guarantees, or robust constraint satisfaction.

6 Acknowledgements

The authors thank James Anderson, Samir Bennani, John C. Doyle and Dennice Gayme for valuable discussions.

APPENDIX

Proof 1 (Proof of Theorem 1) *Proof of (I): Using the weak form of the dynamics (5a) and relation (6a), x satisfies*

$$\begin{aligned} \langle x, f \rangle_{\mathcal{X}} &= \langle x, (\mathcal{A} + \mathcal{K}_x \mathcal{B})f \rangle_{\mathcal{X}} + \langle w_x, f \rangle_{\mathcal{X}} \quad \forall f \in \bar{\mathcal{D}} \\ \Rightarrow \langle x, (\mathbf{I} - \mathcal{A} - \mathcal{K}_x \mathcal{B})f \rangle_{\mathcal{X}} &= \langle w_x, f \rangle_{\mathcal{X}} \quad \forall f \in \bar{\mathcal{D}}. \end{aligned}$$

The operator matrix $\mathbf{I} - \mathcal{A} - \mathcal{K}_x \mathcal{B}$ has domain and range $\mathcal{D}(\mathbf{I} - \mathcal{A} - \mathcal{K}_x \mathcal{B}) = \mathcal{R}(\mathbf{I} - \mathcal{A} - \mathcal{K}_x \mathcal{B}) = \bar{\mathcal{D}}$, is upper block-triangular with identity operators on the diagonal, and therefore invertible with inverse given explicitly in terms of \mathcal{A}, \mathcal{B} and $\mathcal{K}_x^{t, \tau}$. Note that also $\mathcal{D}((\mathbf{I} - \mathcal{A} - \mathcal{K}_x \mathcal{B})^{-1}) = \mathcal{R}((\mathbf{I} - \mathcal{A} - \mathcal{K}_x \mathcal{B})^{-1}) = \bar{\mathcal{D}}$. Denote $\hat{f} := (\mathbf{I} - \mathcal{A} - \mathcal{K}_x \mathcal{B})f$. Hence

$$\langle x, \hat{f} \rangle_{\mathcal{X}} = \langle w_x, (\mathbf{I} - \mathcal{A} - \mathcal{K}_x \mathcal{B})^{-1} \hat{f} \rangle_{\mathcal{X}},$$

Define $\theta_x := (\mathbf{I} - \mathcal{A} - \mathcal{K}_x \mathcal{B})^{-1}$ with $\mathcal{D}(\theta_x) := \bar{\mathcal{D}}$ and $\theta_u := \theta_x \mathcal{K}_x$ with $\mathcal{D}(\theta_u) = \mathcal{D}(\mathcal{K}_x)$. By assumption, $\mathcal{R}(\mathcal{A}) \subseteq \mathcal{D}(\mathcal{K}_x) \subseteq \bar{\mathcal{D}}$, and so $\mathcal{R}(\mathcal{A}) \subseteq \mathcal{D}(\theta_x)$. Trivially, $\mathcal{R}(\mathcal{B}) \subseteq \mathcal{D}(\theta_u)$. Finally, θ_x and θ_u satisfy (10): for all $f \in \mathcal{X}$, $\hat{f} \in \bar{\mathcal{D}}$,

$$\begin{aligned} \langle f, (\mathbf{I} - \mathcal{A} - \mathcal{K}_x \mathcal{B})^{-1} \hat{f} \rangle_{\mathcal{X}} &= \langle f, (\mathbf{I} - \mathcal{A} - \mathcal{K}_x \mathcal{B})^{-1} \mathcal{A} \hat{f} \rangle_{\mathcal{X}} \\ &+ \langle f, (\mathbf{I} - \mathcal{A} - \mathcal{K}_x \mathcal{B})^{-1} \mathcal{K}_x \mathcal{B} \hat{f} \rangle_{\mathcal{X}} + \langle f, \hat{f} \rangle_{\mathcal{X}}, \\ &\Leftarrow \langle f, (\mathbf{I} - \mathcal{A} - \mathcal{K}_x \mathcal{B})^{-1} (\mathbf{I} - \mathcal{A} - \mathcal{K}_x \mathcal{B}) \hat{f} \rangle_{\mathcal{X}} = \langle f, \hat{f} \rangle_{\mathcal{X}}. \end{aligned}$$

Proof of (II): Since θ_x, θ_u have the structure (7) and θ_x solves (10), it follows that $\theta_x^{t, 0} = \mathbf{I}$ for all $t \in \{0, \dots, T\}$; hence θ_x is invertible. Define $\mathcal{K}_x := \theta_x^{-1} \theta_u$ and $\mathcal{D}(\mathcal{K}_x) := \mathcal{D}(\theta_u)$. We begin by showing (6a). Indeed, using (8), for any $h \in \mathcal{D}(\theta_u) = \mathcal{D}(\mathcal{K}_x)$, we have

$$\langle u, h \rangle_{\mathcal{U}} = \langle w_x, \theta_u h \rangle_{\mathcal{X}} = \langle w_x, \theta_x \mathcal{K}_x h \rangle_{\mathcal{X}} = \langle x, \mathcal{K}_x h \rangle_{\mathcal{X}}.$$

To show (5a), recall the weak form of the SLP,

$$\langle f, \theta_x \hat{f} \rangle_{\mathcal{X}} = \langle f, \theta_x \mathcal{A} \hat{f} \rangle_{\mathcal{X}} + \langle f, \theta_u \mathcal{B} \hat{f} \rangle_{\mathcal{X}} + \langle f, \hat{f} \rangle_{\mathcal{X}}$$

for all $f \in \mathcal{X}$, $\hat{f} \in \bar{\mathcal{D}}$, which can be rewritten as

$$\begin{aligned} \langle f, \theta_x (\mathbf{I} - \mathcal{A}) \hat{f} \rangle_{\mathcal{X}} - \langle f, \theta_u \mathcal{B} \hat{f} \rangle_{\mathcal{X}} &= \langle f, \hat{f} \rangle_{\mathcal{X}} \\ \Rightarrow \langle f, \theta_x \hat{f} \rangle_{\mathcal{X}} &= \langle f, (\mathbf{I} - \mathcal{A} - \mathcal{K}_x \mathcal{B})^{-1} \hat{f} \rangle_{\mathcal{X}}, \end{aligned}$$

where we defined $\tilde{f} := (\mathbf{I} - \mathbf{A} - \mathcal{K}_x \mathbf{B})\hat{f}$. In fact, thanks to the block-triangular structure of the operators, for any $\tilde{f} \in \mathcal{X}$ there exists $\hat{f} \in \bar{\mathcal{D}}$ such that this relationship holds. Then applying the above with $f = w_x \in \mathcal{X}$, we have for any x solving (8a),

$$\langle x, \tilde{f} \rangle_{\mathcal{X}} = \langle w_x, \theta_x (\mathbf{I} - \mathbf{A} - \mathcal{K}_x \mathbf{B})\hat{f} \rangle_{\mathcal{X}} = \langle w_x, \hat{f} \rangle_{\mathcal{X}}.$$

Substituting for \tilde{f} on the left-hand side and rearranging,

$$\begin{aligned} \langle x, \tilde{f} \rangle_{\mathcal{X}} &= \langle x, \mathbf{A}\hat{f} \rangle_{\mathcal{X}} + \langle x, \mathcal{K}_x \mathbf{B}\hat{f} \rangle_{\mathcal{X}} + \langle w_x, \hat{f} \rangle_{\mathcal{X}} \\ &= \langle x, \mathbf{A}\hat{f} \rangle_{\mathcal{X}} + \langle u, \mathbf{B}\hat{f} \rangle_{\mathcal{U}} + \langle w_x, \hat{f} \rangle_{\mathcal{X}} \\ &\quad + \left(\langle x, \mathcal{K}_x \mathbf{B}\hat{f} \rangle_{\mathcal{X}} - \langle u, \mathbf{B}\hat{f} \rangle_{\mathcal{U}} \right). \end{aligned}$$

The last term in brackets vanishes by (6a), and so the desired system response is achieved.

Proof 2 (Proof of Theorem 2) *Proof of (I):* Given a causal \mathcal{K}_y and using (6b), the dynamics (5) can be rearranged: for any $f \in \bar{\mathcal{D}}$,

$$\begin{aligned} \langle x, (\mathbf{I} - \mathbf{A})f \rangle_{\mathcal{X}} &= \langle y, \mathcal{K}_y \mathbf{B}f \rangle_{\mathcal{Y}} + \langle w_x, f \rangle_{\mathcal{X}} \\ &= \langle x, \mathcal{C}\mathcal{K}_y \mathbf{B}f \rangle_{\mathcal{X}} + \langle w_y, \mathcal{K}_y \mathbf{B}f \rangle_{\mathcal{Y}} + \langle w_x, f \rangle_{\mathcal{X}} \\ \Rightarrow \langle x, (\mathbf{I} - \mathbf{A} - \mathcal{C}\mathcal{K}_y \mathbf{B})f \rangle_{\mathcal{X}} &= \langle w_y, \mathcal{K}_y \mathbf{B}f \rangle_{\mathcal{Y}} + \langle w_x, f \rangle_{\mathcal{X}}. \end{aligned}$$

The operator matrix $\tilde{\mathbf{A}} := \mathbf{I} - \mathbf{A} - \mathcal{C}\mathcal{K}_y \mathbf{B}$ has domain $\mathcal{D}(\tilde{\mathbf{A}}) = \bar{\mathcal{D}}$, range $\mathcal{R}(\tilde{\mathbf{A}}) = \bar{\mathcal{D}}$, and is invertible because it is upper block-triangular with identity operators on the block diagonal. Define $\hat{f} := (\mathbf{I} - \mathbf{A} - \mathcal{C}\mathcal{K}_y \mathbf{B})f$. Then

$$\langle x, \hat{f} \rangle_{\mathcal{X}} = \langle w_y, \mathcal{K}_y \mathbf{B}\tilde{\mathbf{A}}^{-1}\hat{f} \rangle_{\mathcal{Y}} + \langle w_x, \tilde{\mathbf{A}}^{-1}\hat{f} \rangle_{\mathcal{X}}.$$

By (6b) and since $\mathcal{R}(\mathcal{K}_y) \subseteq \mathcal{D}(\mathcal{C})$, for all $h \in \mathcal{D}(\mathcal{K}_y)$,

$$\langle u, h \rangle_{\mathcal{U}} = \langle y, \mathcal{K}_y h \rangle_{\mathcal{Y}} = \langle x, \mathcal{C}\mathcal{K}_y h \rangle_{\mathcal{X}} + \langle w_y, \mathcal{K}_y h \rangle_{\mathcal{Y}}.$$

Define the closed-loop maps

$$\begin{aligned} \theta_{xx} &:= \tilde{\mathbf{A}}^{-1}, & \theta_{xy} &:= \mathcal{K}_y \mathbf{B}\tilde{\mathbf{A}}^{-1}, \\ \theta_{ux} &:= \tilde{\mathbf{A}}^{-1}\mathcal{C}\mathcal{K}_y, & \theta_{uy} &:= \mathcal{K}_y \mathbf{B}\tilde{\mathbf{A}}^{-1}\mathcal{C}\mathcal{K}_y + \mathcal{K}_y. \end{aligned}$$

Note that all conditions on domains and ranges for these operators are satisfied thanks to the assumptions. Next, we will show that the closed-loop maps satisfy the SLP (13). We will check each of the four equalities. (13a) holds if for all $f \in \mathcal{X}$, $\hat{f} \in \bar{\mathcal{D}}$,

$$\begin{aligned} \langle f, \tilde{\mathbf{A}}^{-1}\hat{f} \rangle_{\mathcal{X}} &= \langle f, \tilde{\mathbf{A}}^{-1}\mathbf{A}\hat{f} \rangle_{\mathcal{X}} + \langle f, \tilde{\mathbf{A}}^{-1}\mathcal{C}\mathcal{K}_y \mathbf{B}\hat{f} \rangle_{\mathcal{X}} \\ &\quad + \langle f, \hat{f} \rangle_{\mathcal{X}}, \end{aligned}$$

which is equivalent to $\langle f, \tilde{\mathbf{A}}^{-1}\tilde{\mathbf{A}}\hat{f} \rangle_{\mathcal{X}} = \langle f, \hat{f} \rangle_{\mathcal{X}}$. Eqn (13b) holds if for all $g \in \mathcal{Y}$, $\hat{f} \in \bar{\mathcal{D}}$,

$$\begin{aligned} \langle g, \mathcal{K}_y \mathbf{B}\tilde{\mathbf{A}}^{-1}\hat{f} \rangle_{\mathcal{Y}} &= \langle g, \mathcal{K}_y \mathbf{B}\tilde{\mathbf{A}}^{-1}\mathbf{A}\hat{f} \rangle_{\mathcal{Y}} \\ &\quad + \langle g, (\mathcal{K}_y \mathbf{B}\tilde{\mathbf{A}}^{-1}\mathcal{C} + \mathbf{I})\mathcal{K}_y \mathbf{B}\hat{f} \rangle_{\mathcal{Y}}, \end{aligned}$$

which reduces to $\langle g, \mathcal{K}_y \mathbf{B}\tilde{\mathbf{A}}^{-1}\tilde{\mathbf{A}}\hat{f} \rangle_{\mathcal{Y}} = \langle g, \mathcal{K}_y \mathbf{B}\hat{f} \rangle_{\mathcal{Y}}$. (13c) holds if for all $f \in \mathcal{X}$, $\hat{f} \in \bar{\mathcal{D}}$,

$$\begin{aligned} \langle f, \tilde{\mathbf{A}}^{-1}\hat{f} \rangle_{\mathcal{X}} &= \langle f, \mathbf{A}\tilde{\mathbf{A}}^{-1}\hat{f} \rangle_{\mathcal{X}} \\ &\quad + \langle f, \mathcal{C}\mathcal{K}_y \mathbf{B}\tilde{\mathbf{A}}^{-1}\hat{f} \rangle_{\mathcal{X}} + \langle f, \hat{f} \rangle_{\mathcal{X}}, \end{aligned}$$

which reduces to $\langle f, \tilde{\mathbf{A}}\tilde{\mathbf{A}}^{-1}\hat{f} \rangle_{\mathcal{X}} = \langle f, \hat{f} \rangle_{\mathcal{X}}$. (13d) holds if for all $f \in \mathcal{X}$ and $h \in \mathcal{D}(\mathcal{K}_y)$,

$$\begin{aligned} \langle f, \tilde{\mathbf{A}}^{-1}\mathcal{C}\mathcal{K}_y h \rangle_{\mathcal{X}} &= \langle f, \mathbf{A}\tilde{\mathbf{A}}^{-1}\mathcal{C}\mathcal{K}_y h \rangle_{\mathcal{X}} \\ &\quad + \langle f, \mathcal{C}(\mathcal{K}_y \mathbf{B}\tilde{\mathbf{A}}^{-1}\mathcal{C}\mathcal{K}_y + \mathcal{K}_y)h \rangle_{\mathcal{X}}, \end{aligned}$$

which reduces to $\langle f, \tilde{\mathbf{A}}\tilde{\mathbf{A}}^{-1}\mathcal{C}\mathcal{K}_y h \rangle_{\mathcal{X}} = \langle f, \mathcal{C}\mathcal{K}_y h \rangle_{\mathcal{X}}$.

Proof of (II): Consider $\theta = (\theta_{xx}, \theta_{xy}, \theta_{ux}, \theta_{uy})$ solving the SLP (13). Since all θ operators have the structure (7), it follows that $\theta_{xx}^{t,0} = \mathbf{I}$ for all $t \in \{0, \dots, T\}$; hence θ_{xx} is invertible. Defining the controller $\mathcal{K}_y = \theta_{uy} - \theta_{xy}(\theta_{xx}^{-1})\theta_{ux}$ with $\mathcal{D}(\mathcal{K}_y) = \mathcal{D}(\theta_{ux}) = \mathcal{D}(\theta_{uy})$, we will show that (x, u) defined via (11) and output feedback y defined via (6b) solve (5). First, note that $\mathcal{R}(\mathcal{C}) = \mathcal{R}(\theta_{ux})$, θ_{xx}^{-1} is bijective on $\bar{\mathcal{D}}$ and $\mathcal{R}(\theta_{xy}) = \mathcal{R}(\theta_{uy}) = \mathcal{D}(\mathcal{C})$; hence $\mathcal{D}(\mathcal{C}) = \mathcal{R}(\mathcal{K}_y)$. From the SLP (13),

$$\theta_{ux}\mathcal{B} = \theta_{xx}(\mathbf{I} - \mathcal{A}) - \mathbf{I}, \quad (15)$$

$$\theta_{uy}\mathcal{B} = \theta_{xy}(\mathbf{I} - \mathcal{A}), \quad (16)$$

$$\mathcal{C}\theta_{xy} = (\mathbf{I} - \mathcal{A})\theta_{xx} - \mathbf{I}, \quad (17)$$

weakly hold on $\bar{\mathcal{D}}$, and

$$\mathcal{C}\theta_{uy} = (\mathbf{I} - \mathcal{A})\theta_{ux} \quad (18)$$

weakly on $\mathcal{D}(\theta_{ux}) = \mathcal{D}(\theta_{uy})$. To show (5a), we use (11a) to compute for all $f \in \bar{\mathcal{D}}$,

$$\begin{aligned} & \langle x, (\mathbf{I} - \mathcal{A})f \rangle_{\mathcal{X}} - \langle u, \mathcal{B}f \rangle_{\mathcal{U}} - \langle w_x, f \rangle_{\mathcal{X}} \\ &= \langle w_x, \theta_{xx}(\mathbf{I} - \mathcal{A})f \rangle_{\mathcal{X}} + \langle w_y, \theta_{xy}(\mathbf{I} - \mathcal{A})f \rangle_{\mathcal{Y}} \\ & \quad - \langle u, \mathcal{B}f \rangle_{\mathcal{U}} - \langle w_x, f \rangle_{\mathcal{X}}. \end{aligned}$$

The right-hand side vanishes, since by (11b) together with (15) and (16),

$$\begin{aligned} \langle u, \mathcal{B}f \rangle_{\mathcal{U}} &= \langle w_x, \theta_{ux}\mathcal{B}f \rangle_{\mathcal{X}} + \langle w_y, \theta_{uy}\mathcal{B}f \rangle_{\mathcal{Y}} \\ &= \langle w_x, \theta_{xx}(\mathbf{I} - \mathcal{A})f \rangle_{\mathcal{X}} - \langle w_x, f \rangle_{\mathcal{X}} + \langle w_y, \theta_{xy}(\mathbf{I} - \mathcal{A})f \rangle_{\mathcal{Y}} \end{aligned}$$

using $\mathcal{R}(\mathcal{A}) \subseteq \bar{\mathcal{D}}$ and $\mathcal{R}(\mathcal{B}) \subseteq \mathcal{D}(\theta_{ux}) = \mathcal{D}(\theta_{uy})$.

To show (5b): Since $\mathcal{D}(\mathcal{C}) = \mathcal{R}(\mathcal{K}_y)$, for any $g \in \mathcal{D}(\mathcal{C})$ there exists $h \in \mathcal{D}(\mathcal{K}_y)$ such that $g = \mathcal{K}_y h$. Hence from (6b) we have

$$\begin{aligned} & \langle y, g \rangle_{\mathcal{Y}} - \langle x, \mathcal{C}g \rangle_{\mathcal{X}} - \langle w_y, g \rangle_{\mathcal{Y}} \\ &= \langle u, h \rangle_{\mathcal{U}} - \langle x, \mathcal{C}\mathcal{K}_y h \rangle_{\mathcal{X}} - \langle w_y, \mathcal{K}_y h \rangle_{\mathcal{Y}}. \end{aligned}$$

We will show that the right-hand side vanishes. Note that $\mathcal{C}\mathcal{K}_y h = \mathcal{C}g \in \bar{\mathcal{D}}$ since $\mathcal{R}(\mathcal{C}) \subseteq \bar{\mathcal{D}}$. Then from (11a) together with (17)-(18), it follows that

$$\begin{aligned} \langle x, \mathcal{C}\mathcal{K}_y h \rangle_{\mathcal{X}} &= \langle w_x, \theta_{xx}\mathcal{C}\mathcal{K}_y h \rangle_{\mathcal{X}} + \langle w_y, \theta_{xy}\mathcal{C}\mathcal{K}_y h \rangle_{\mathcal{Y}} \\ &= \langle w_x, \theta_{xx}\mathcal{C}\theta_{uy}h \rangle_{\mathcal{X}} - \langle w_x, \theta_{xx}\mathcal{C}\theta_{xy}\theta_{xx}^{-1}\theta_{ux}h \rangle_{\mathcal{X}} \\ & \quad + \langle w_y, \theta_{xy}\mathcal{C}\theta_{uy}h \rangle_{\mathcal{Y}} - \langle w_y, \theta_{xy}\mathcal{C}\theta_{xy}\theta_{xx}^{-1}\theta_{ux}h \rangle_{\mathcal{Y}} \\ &= \langle w_x, \theta_{xx}(\mathbf{I} - \mathcal{A})\theta_{ux}h \rangle_{\mathcal{X}} - \langle w_x, \theta_{xx}(\mathbf{I} - \mathcal{A})\theta_{xx}\theta_{xx}^{-1}\theta_{ux}h \rangle_{\mathcal{X}} \\ & \quad + \langle w_x, \theta_{ux}h \rangle_{\mathcal{X}} - \langle w_y, \theta_{xy}(\mathbf{I} - \mathcal{A})\theta_{xx}\theta_{xx}^{-1}\theta_{ux}h \rangle_{\mathcal{Y}} \\ & \quad + \langle w_y, \theta_{xy}(\mathbf{I} - \mathcal{A})\theta_{ux}h \rangle_{\mathcal{Y}} + \langle w_y, \theta_{xy}\theta_{xx}^{-1}\theta_{ux}h \rangle_{\mathcal{Y}} \\ &= \langle w_x, \theta_{ux}h \rangle_{\mathcal{X}} + \langle w_y, \theta_{xy}\theta_{xx}^{-1}\theta_{ux}h \rangle_{\mathcal{Y}}. \end{aligned}$$

Using (11b), we have

$$\begin{aligned} & \langle u, h \rangle_{\mathcal{U}} - \langle x, \mathcal{C}\mathcal{K}_y h \rangle_{\mathcal{X}} - \langle w_y, \mathcal{K}_y h \rangle_{\mathcal{Y}} \\ &= \langle w_x, \theta_{ux}h \rangle_{\mathcal{X}} + \langle w_y, \theta_{uy}h \rangle_{\mathcal{Y}} \\ & \quad - \langle w_x, \theta_{ux}h \rangle_{\mathcal{X}} - \langle w_y, \theta_{xy}\theta_{xx}^{-1}\theta_{ux}h \rangle_{\mathcal{Y}} - \langle w_y, \mathcal{K}_y h \rangle_{\mathcal{Y}} \\ &= \langle w_y, \mathcal{K}_y h \rangle_{\mathcal{Y}} - \langle w_y, \mathcal{K}_y h \rangle_{\mathcal{Y}} = 0. \end{aligned}$$

References

- [1] L. N. Cattafesta and M. Sheplak, ‘‘Actuators for Active Flow Control,’’ *Annual Review of Fluid Mechanics*, vol. 43, no. 1, pp. 247–272, 2011.
- [2] A. Manzoni, A. Quarteroni, and S. Salsa, ‘‘Quadratic Control Problems Governed by Linear Elliptic PDEs,’’ in *Optimal Control of Partial Differential Equations: Analysis, Approximation, and Applications*, pp. 103–165, Springer International Publishing, 2021.

- [3] C. R. Shapiro, P. Bauweraerts, J. Meyers, C. Meneveau, and D. F. Gayme, “Model-based receding horizon control of wind farms for secondary frequency regulation,” *Wind Energy*, vol. 20, no. 7, pp. 1261–1275, 2017.
- [4] R. D. Joslin, “Aircraft Laminar Flow Control,” *Annual Review of Fluid Mechanics*, vol. 30, no. 1, pp. 1–29, 1998.
- [5] B. Perthame, *Transport Equations in Biology*. Frontiers in Mathematics, Birkhäuser, 2007.
- [6] M. Hinze and A. Rösch, *Discretization of Optimal Control Problems*. Springer, 2012.
- [7] A. Smyshlyaev and M. Krstic, *Adaptive Control of Parabolic PDEs*. Princeton University Press, 2010.
- [8] P. Ascencio, A. Astolfi, and T. Parisini, “Backstepping PDE Design: A Convex Optimization Approach,” *IEEE Transactions on Automatic Control*, vol. 63, pp. 1943–1958, July 2018.
- [9] F. Tröltzsch, *Optimal control of partial differential equations: theory, methods, and applications*, vol. 112. American Mathematical Soc., 2010.
- [10] M. Ayamou, N. Espitia, A. Polyakov, and E. Fridman, “Finite-dimensional homogeneous boundary control for a 1D reaction-diffusion equation,” in *Proc. 63rd IEEE CDC*, 2024.
- [11] Y.-C. Si, C.-K. Xie, and N. Zhao, “Boundary control for a class of reaction-diffusion systems,” *International Journal of Automation and Computing*, vol. 15, no. 1, pp. 94–102, 2018.
- [12] R. Vazquez and M. Krstic, “Boundary control and estimation of reaction-diffusion equations on the sphere under revolution symmetry conditions,” *Int. Journal of Control*, vol. 92, no. 1, pp. 2–11, 2019.
- [13] J. T.-Y. Wen and M. J. Balas, “Robust adaptive control in Hilbert Space,” *Journal of Mathematical Analysis and Applications*, vol. 143, no. 1, pp. 1–26, 1989.
- [14] S. R. Venkatesh, A. Megretski, and M. A. Dahleh, “On robust control synthesis and analysis in a Hilbert space,” *Systems & Control Letters*, vol. 39, no. 1, pp. 1–12, 2000.
- [15] M. Slemrod, “A Note on Complete Controllability and Stabilizability for Linear Control Systems in Hilbert Space,” *SIAM Journal on Control*, vol. 12, no. 3, pp. 500–508, 1974.
- [16] J. S. Gibson, “The Riccati Integral Equations for Optimal Control Problems on Hilbert Spaces,” *SIAM Journal on Control and Optimization*, vol. 17, no. 4, pp. 537–565, 1979.
- [17] Y.-S. Wang, N. Matni, and J. C. Doyle, “Separable and Localized System-Level Synthesis for Large-Scale Systems,” *IEEE Transactions on Automatic Control*, vol. 63, no. 12, pp. 4234–4249, 2018.
- [18] S. Chen, V. M. Preciado, M. Morari, and N. Matni, “Robust model predictive control with polytopic model uncertainty through system level synthesis,” *Automatica*, vol. 162, p. 111431, 2024.
- [19] J. Anderson, J. C. Doyle, S. H. Low, and N. Matni, “System level synthesis,” *Annual Reviews in Control*, vol. 47, pp. 364–393, 2019.
- [20] A. P. Leeman, J. Köhler, F. Messerer, A. Lahr, M. Diehl, and M. N. Zeilinger, “Fast system level synthesis: Robust model predictive control using Riccati recursions,” *IFAC-PapersOnLine*, vol. 58, no. 18, pp. 173–180, 2024.
- [21] S. Dean, N. Matni, B. Recht, and V. Ye, “Robust guarantees for perception-based control,” in *Proc. LADC*, pp. 350–360, PMLR, 2020.
- [22] E. Jensen, *Topics in Optimal Distributed Control*. Thesis, University of California Santa Barbara, 2020.
- [23] B. Bamieh, F. Paganini, and M. Dahleh, “Distributed control of spatially invariant systems,” *IEEE Transactions on Automatic Control*, vol. 47, pp. 1091–1107, July 2002.
- [24] J. Anderson, J. C. Doyle, S. H. Low, and N. Matni, “System level synthesis,” *Annual Reviews in Control*, vol. 47, pp. 364–393, 2019.
- [25] L. Conger, Y. Li, E. Mazumdar, and A. Wierman, “Characterizing Controllability and Observability for Systems with Locality, Communication, and Actuation Constraints,” in *Proc. 63rd IEEE CDC*, 2024.
- [26] J. Liu and Z. Wang, “Non-commutative discretize-then-optimize algorithms for elliptic PDE-constrained optimal control problems,” *Journal of Computational and Applied Mathematics*, vol. 362, pp. 596–613, 2019.
- [27] R. E. Showalter, “Hilbert Space Methods for Partial Differential Equations,” *Electronic Journal of Differential Equations*, pp. 01–214, 2009.
- [28] R. I. Boş and E. R. Csetnek, “ADMM for monotone operators: convergence analysis and rates,” *Advances in Computational Mathematics*, vol. 45, no. 1, pp. 327–359, 2019.
- [29] C. Amo Alonso, J. S. Li, J. Anderson, and N. Matni, “Distributed and localized model-predictive control—part I: Synthesis and implementation,” *IEEE Trans. on Control of Network Systems*, vol. 10, no. 2, pp. 1058–1068, 2023.

- [30] S. Diamond and S. Boyd, "CVXPY: A Python-embedded modeling language for convex optimization," *Journal of Machine Learning Research*, vol. 17, no. 83, pp. 1–5, 2016.
- [31] J. Yu, Y.-S. Wang, and J. Anderson, "Localized and distributed H_2 state feedback control," in *Proc. ACC*, pp. 2732–2738, IEEE, 2021.