

Incremental effects for continuous exposures

Kyle Schindl, Shuying Shen, Edward H. Kennedy

Department of Statistics & Data Science
Carnegie Mellon University

{schindl, edward} @ stat.cmu.edu
shuyings@andrew.cmu.edu

Abstract

Causal inference problems often involve continuous treatments, such as dose, duration, or frequency. However, continuous exposures bring many challenges, both with identification and estimation. For example, identifying standard dose-response estimands requires that everyone has some chance of receiving any particular level of the exposure (i.e., positivity). In this work, we explore an alternative approach: rather than estimating dose-response curves, we consider stochastic interventions based on exponentially tilting the treatment distribution by some parameter δ , which we term an incremental effect. This increases or decreases the likelihood a unit receives a given treatment level, and crucially, does not require positivity for identification. We begin by deriving the efficient influence function and semiparametric efficiency bound for these incremental effects under continuous exposures. We then show that estimation of the incremental effect is dependent on the size of the exponential tilt, as measured by δ . In particular, we derive new minimax lower bounds illustrating how the best possible root mean squared error scales with an effective sample size of n/δ , instead of usual sample size n . Further, we establish new convergence rates and bounds on the bias of double machine learning-style estimators. Our novel analysis gives a better dependence on δ compared to standard analyses, by using mixed supremum and L_2 norms, instead of just L_2 norms from Cauchy-Schwarz bounds. Finally, we show that taking $\delta \rightarrow \infty$ gives a new estimator of the dose-response curve at the edge of the support, and we give a detailed study of convergence rates in this regime.

Keywords: dose-response, minimax, nonparametrics, positivity, stochastic intervention.

1 Introduction

Continuous treatments or exposures are common in practice, such as medication dosages, duration of therapy, or frequency of a medical procedure. A standard approach to understanding the effects of these continuous exposures is through dose-response curves, which characterize the mean counterfactual outcomes if all individuals had received a given treatment level [Díaz and van der Laan, 2013, Kennedy et al., 2017, Semenova and Chernozhukov, 2021]. However, identification of the dose-response curve requires strong positivity assumptions, meaning that all subjects must have a positive treatment density at each possible treatment level. This assumption is often unrealistic in practice. For example, Haneuse and Rotnitzky [2013] consider surgical operating time as a continuous treatment. They point out how interventions that simultaneously prolong surgery for some but shorten it for others may be impractical or

unrealistic; namely, the counterfactual world where all surgeries last the same amount of time may not provide useful information for practitioners. Consequently, there has been a recent push to develop causal inference methods for evaluating dynamic or stochastic interventions, which can be more realistic and capture more feasible changes to exposure distributions. Recent work in this area includes [Díaz and Hejazi \[2020\]](#), [Díaz and van der Laan \[2012\]](#), [Dudík et al. \[2014\]](#), [Haneuse and Rotnitzky \[2013\]](#), [Kennedy \[2019\]](#), [Young et al. \[2014\]](#).

Some particularly relevant works are [Díaz and van der Laan \[2012\]](#), [Haneuse and Rotnitzky \[2013\]](#), and [Young et al. \[2014\]](#), who considered dynamic interventions with continuous treatments. However, the methods proposed in these papers still require some nontrivial positivity assumptions. For example, [Díaz and van der Laan \[2012\]](#) consider stochastic shift interventions, where the probability of receiving some treatment level a depending on the covariates, X , is shifted by some chosen function δ ; i.e., $\pi(a - \delta(X) | X)$ where $\pi(\cdot)$ is the probability density function. [Haneuse and Rotnitzky \[2013\]](#) consider modified treatment policies where the observed treatment is shifted from A to $A + \delta$. These proposals still lead to positivity violations if the support of A is bounded, or has any holes, where the density is zero. Instead, in this paper we consider a generalization of the incremental effects defined for binary variables in [Kennedy \[2019\]](#), where we exponentially tilt the treatment density.

Notably, exponentially tilted intervention distributions have also been considered in the context of mediation analysis by [Díaz and Hejazi \[2020\]](#); we make several complementary extensions to their work. First, throughout their analysis they implicitly make the assumption that δ is finite and bounded above by a constant. In contrast in this paper we allow the size of the exponential tilt δ to be unbounded, and illustrate how error bounds depend quite severely on δ . For instance, we show that the variance of the efficient influence function (i.e., the classical nonparametric efficiency bound) is bounded below by δ , illustrating how \sqrt{n} estimation is not feasible for large δ . Indeed, we go on to derive a new minimax lower bound, showing that our incremental effects cannot be estimated at rates faster than $1/\sqrt{n/\delta}$, yielding an effective sample size of n/δ rather than n . Further, we provide a new analysis of the convergence rate and asymptotic distribution of a one-step double machine learning estimator, which explicitly depends on δ . Our analysis opens up the possibility of estimating incremental effects under arbitrary choices of δ , even possibly infinite δ values. In fact, we show that as $\delta \rightarrow \infty$ the incremental effects estimator yields a new estimator of the dose-response curve at the edge of the support, which we study in detail.

The remainder of the paper is organized as follows. In [Section 2](#) we define all relevant notation and definitions. In [Section 3](#) we provide a brief review of incremental effects and establish several useful properties of exponential tilts. In [Section 4](#) we establish the efficient influence function for the incremental effect, and derive the nonparametric efficiency bound, along with lower/upper bounds thereof, explicitly in terms of δ . Finally we derive a new minimax lower bound for estimation of the incremental effect, for arbitrary δ . In [Section 5](#) we discuss estimation and inference, and derive new convergence rates that depend on the tilting parameter δ . In [Section 6](#) we consider the setting where $\delta \rightarrow \infty$ and show that this yields a novel estimator of the dose-response curve at the edge of the support. Finally, in [Section 7](#) we apply our methodology to estimate the incremental effect of political advertisements on campaign contributions. In [Section 8](#) we discuss our results and directions for future work.

2 Setup & Notation

We suppose we observe a sample (Z_1, \dots, Z_n) of independent and identically distributed observations from some distribution \mathbb{P} , where $Z_i = (X_i, A_i, Y_i)$ for $X_i \in \mathbb{R}^d$ a vector of covariates, $A_i \in \mathbb{R}$ the treatment of interest, and Y_i the observed outcome. For simplicity, throughout the paper we assume the support of A is $[0, 1]$, although this could be replaced by any bounded interval, with a simple rescaling. We use $\pi(a | x)$ to denote the conditional density of A given $X = x$ and $\mu(x, a) = \mathbb{E}(Y | X = x, A = a)$ to denote the regression function. Throughout the paper we use potential outcomes so that Y^a denotes the outcome that would have been observed under $A = a$. We define $\|f\|_2^2 = \int f(z)^2 d\mathbb{P}(z)$ to be the squared $L_2(\mathbb{P})$ norm, $\mathbb{P}_n(f) = \frac{1}{n} \sum_{i=1}^n f(Z_i)$ to be the empirical measure, and $\sup_a \|f_a\|^2 = \sup_a \int f(x, a)^2 d\mathbb{P}(x)$ to be a mixed $L_2(\mathbb{P})$ -sup norm.

3 Incremental Effects

For binary treatments, incremental effects characterize the outcome distribution if every subject's odds of receiving treatment were multiplied by some factor, instead of deterministically setting the treatment level to a specific value. First proposed by [Kennedy \[2019\]](#) for binary (and possibly time-varying) treatments, the interventional propensity score takes the form

$$q_\delta(1 | x) = \frac{\exp(\delta)\pi(1 | x)}{\exp(\delta)\pi(1 | x) + 1 - \pi(1 | x)}$$

where $\delta \in (-\infty, \infty)$. Interpretation of this intervention under binary treatments is simple and straightforward, as $\exp(\delta)$ can be written as an odds ratio:

$$\exp(\delta) = \frac{q_\delta(1 | x)/(1 - q_\delta(1 | x))}{\pi(1 | x)/(1 - \pi(1 | x))} = \frac{\text{odds}_q(A = 1 | X = x)}{\text{odds}_\pi(A = 1 | X = x)}$$

or alternatively as a difference in log-likelihood ratios, since

$$\delta = \log \left(\frac{q_\delta(1 | x)/q_\delta(0 | x)}{\pi(1 | x)/\pi(0 | x)} \right) = \log \left(\frac{q_\delta(1 | x)}{\pi(1 | x)} \right) - \log \left(\frac{q_\delta(0 | x)}{\pi(0 | x)} \right).$$

Consequently, the intervention corresponds to multiplying every subject's odds of treatment by $\exp(\delta)$. For example, setting $\exp(\delta) = 3/2$ corresponds to increasing the odds by 50%.

Recently, [Díaz and Hejazi \[2020\]](#) cleverly pointed out that the incremental propensity score for binary treatments is equivalent to an exponential tilt of the observational treatment distribution. This leads to a natural version of incremental effects for continuous treatments. Namely, for $\delta \in \mathbb{R}$ the exponential tilt of the observational treatment density $\pi(a | x)$ is given by

$$q_\delta(a | x) = \frac{\exp(\delta a)\pi(a | x)}{\int \exp(\delta t)\pi(t | x) dt}. \tag{1}$$

[Díaz and Hejazi \[2020\]](#) utilize this in the context of mediation analysis, where direct and indirect effects relative to a mediator are of interest. In this paper, we leverage this generalized definition for mean outcomes under exponentially tilted intervention distributions, which we term incremental effects for continuous exposures. [Figure 1](#) illustrates numerous exponentially tilted versions of a particular observational treatment density (shown in black). Note that negative tilts push toward a point mass at the left end of the support, while positive tilts push toward a point mass at the right end of the support.

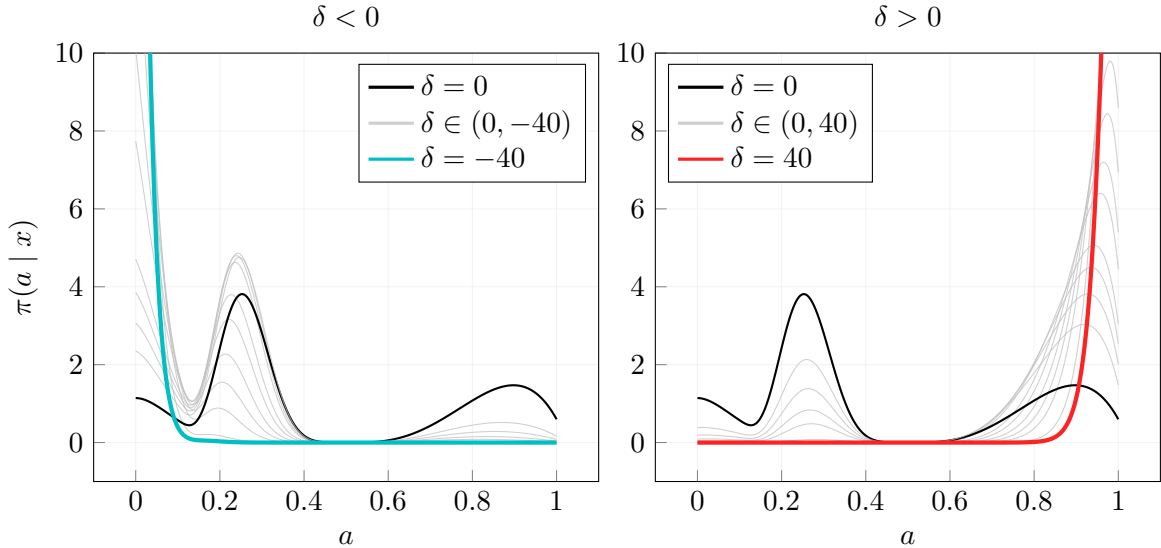


Figure 1: Exponentially tilted densities, where $\delta = 0$ represents no tilt.

3.1 Some History

Exponential tilts have a long history. They appear to have originated in financial mathematics and the actuarial sciences [Esscher, 1932], where they are referred to as Esscher transforms (for examples see Elliott et al. [2005], Gerber et al. [1993] and references therein). They are also central in importance sampling [Siegmund, 1976] and large deviations theory [Ellis, 2007], and are employed in many varied contexts in statistics, from the bootstrap to asymptotic approximation to density estimation, for example [Efron, 1981, Efron and Tibshirani, 1996, Field and Hampel, 1982, Fithian and Wager, 2014, Johns, 1988, Qin, 1999, Schennach, 2005]. Also see Maity et al. [2022] for connections in machine learning, e.g., distribution shift. In causal inference, exponential tilts have been used in sensitivity analyses by Franks et al. [2020], Robins et al. [2000], Scharfstein et al. [2021], but in a very different context from what we consider here (there they parameterize the extent of unmeasured confounding, rather than an intervention distribution). Notably, Rakshit et al. [2024] have recently proposed using exponential tilts as a way to estimate the local average treatment effect under continuous instruments as a way to avoid the positivity assumption.

Remark 1. As far as we know, Díaz and Hejazi [2020] were the first to propose causal effects based on exponential tilts of a generic (possibly continuous) observational treatment distribution, but our work complements and adds to theirs in substantial ways. Crucially, we characterize errors as a function of the shift parameter δ , rather than treating δ as a hidden constant, which substantially changes the problem, e.g., allowing dose-response estimation and showing how convergence rates are altered quite severely. A detailed comparison of our work and theirs can be found in Section 5.

3.2 Interpretation

For binary treatments, the tilt parameter δ is simply a log odds ratio or, equivalently, a difference in log-likelihood ratios. When A is continuous, there is an analogous albeit less simple interpretation, generalizing the binary case. Namely, here δ is a rate of change in

log-likelihood ratios, rather than a difference, i.e.,

$$\delta = \frac{\partial}{\partial a} \left\{ \log \left(\frac{q_\delta(a | x)}{\pi(a | x)} \right) \right\}.$$

Thus, when moving from binary to continuous treatments, the interpretation of δ coincides with how derivatives are continuous analogs of discrete finite differences. Although the interpretation of δ under continuous exposures is more complicated than in the binary setting, we can leverage our understanding of derivatives to build intuition about the behavior of exponential tilts. Here δ measures the local sensitivity to the log-likelihood ratio for a given value of a ; for an infinitesimal increase in a , the log-likelihood ratio increases by δda . Consequently, we can see that setting $\delta > 0$ corresponds to an increase in the likelihood of receiving a higher treatment level, and $\delta < 0$ a corresponding decrease. Since interpretation of δ is more complex with continuous treatments, an important area for future work is to look at functionals of the intervention distribution $q_\delta(a | x)$ (e.g., means, quantiles). In the next section, we explore some of the key properties of exponentially tilted intervention distributions.

3.3 Properties

Incremental effects for binary treatments have at least three important properties. First, they do not require positivity for identification. Second, the intervention distribution is a smooth function of the observational distribution; this naturally bypasses the positivity assumption without the challenging statistical task of identifying subjects for whom positivity is violated. Third, when positivity does hold, incremental effects interpolate between standard static interventions where either everyone versus no one is treated [Kennedy, 2019]. As described below, it turns out that these properties also hold true for continuous incremental effects under the exponentially tilted intervention distribution defined in Equation (1).

Positivity: Identifying effects under the tilted distribution does not require any positivity assumption, in stark contrast to more typical dose-response-style effects which require $\pi(a | x)$ to be bounded away from zero, for all a of interest and x in the support. Positivity is not needed because no tilting occurs in zero-density portions of $\pi(a | x)$, i.e., when $\pi(a | x) = 0$ then $q_\delta(a | x) = 0$, by definition. Note this also differs substantially from other stochastic intervention effects, such as the shift interventions of Díaz and van der Laan [2012], which characterize what would happen if observed treatments A were shifted to $A + \delta$ (i.e., the treatment density is set to $\pi(a - \delta | x)$); these interventions are allowed to place mass on portions of the treatment density outside the support.

Smoothness: Another advantage of exponential tilts is that the intervention distribution is a smooth function of the treatment density. One could consider alternative intervention distributions that avoid positivity assumptions by essentially not intervening on units with $\pi(a | x) < \varepsilon$ for some $\varepsilon > 0$ [Branson et al., 2023, van der Laan, 2006]; however, this requires estimating which subjects have $\pi(a | x) < \varepsilon$, a nonsmooth estimation problem that can yield slower convergence rates.

Static Interventions: A third useful property of exponential tilts is that they interpolate between standard static interventions, when positivity does hold. In binary settings, as $\delta \rightarrow \infty$ then $q_\delta(a | x) \rightarrow 1$, corresponding to the intervention in which all units deterministically

receive treatment level $A = 1$. Similarly, taking $\delta \rightarrow -\infty$ is equivalent to setting $A = 0$. This property of binary incremental effects is convenient as this recovers and generalizes the classical definition of the average treatment effect of giving all or none treatment. When A is continuous, we again have an analogous interpretation. Here it follows that taking $\delta \rightarrow \infty$ pushes the mass of the distribution to the edge of its support. In [Figure 1](#) we can see that for $A \in [0, 1]$, taking $\delta \rightarrow \infty$ creates a point mass at $A = 1$. Similarly, taking $\delta \rightarrow -\infty$ creates a point mass at $A = 0$. Indeed, in the setting of continuous exposures, the extreme values of δ represent the dose-response curve evaluated at the edges of the support of the treatment distribution. We explore this setting further in [Section 6](#).

3.4 Identification

In the previous section, we discussed exponentially tilted intervention distributions, which shift the log-likelihood ratio of receiving some treatment level a . In this section, we establish the assumptions required for identifying the mean potential outcomes $Y^{Q(\delta)}$ under this intervention distribution. As previously discussed, we do not require the positivity assumption for identification – only consistency and exchangeability. Specifically we assume:

- (i) *Consistency*: $Y = Y^a$ if $A = a$.
- (ii) *Exchangeability*: $A \perp\!\!\!\perp Y^a \mid X$ for $a \in \mathbb{R}$

Under assumptions (i) and (ii), the incremental effect $\psi(\delta) = \mathbb{E}[Y^{Q(\delta)}]$ is equal to

$$\psi(\delta) = \int_{\mathcal{X}} \int_{\mathcal{A}} \mu(x, a) q_{\delta}(a \mid x) da d\mathbb{P}(x).$$

The consistency assumption requires that the observed outcome for a given unit corresponds to the potential outcome under the observed treatment; i.e., there is no interference or spillover effects between one unit and the outcomes of another. This assumption is often violated under network structures; for example, if receiving treatment that lowers the risk of a viral infection will also reduce the likelihood that neighbors become infected. The exchangeability assumption requires that, conditional on the collected covariates, the treatment assignment is as good as random. This assumption is satisfied in randomized experiments, but can be violated in observational settings; there, the assumption is untestable, and is justified based on subject matter expertise.

Removing the positivity assumption is of great practical importance in the estimation of causal effects. Positivity is often unrealistic, particularly when treatment is continuous; in many settings it is just not possible for every unit to have some non-zero chance of receiving each treatment level. For example, in studying the effects of political advertisements on campaign contributions [[Fong et al., 2018](#), [Urban and Niebler, 2014](#)], the number of political advertisements in a given zip code is essentially a continuous random variable. In this setting, many zip codes fail to satisfy the positivity assumption, since politicians are unlikely to ignore politically important zip codes, and are unlikely to heavily advertise in unimportant ones. Incremental effects via exponential tilts of the density of political advertisements allow for estimation of the effect of increasing the likelihood that a given zip code receives a certain number of advertisements, without requiring positivity. We explore this application further in [Section 7](#).

4 Fundamental Limits

In this section we explore efficiency theory and fundamental limits of estimation of incremental effects under exponential tilts. For more details on nonparametric efficiency theory, we refer to [Bickel et al. \[1993\]](#), [Kennedy \[2023\]](#), [Kosorok \[2008\]](#), [Tsiatis \[2006\]](#), [van der Laan and Robins \[2003\]](#), [van der Vaart \[2002\]](#). In particular, we show how error rates depend on not just sample size n , but also the increment parameter δ . To do so, we first derive the efficient influence function and nonparametric efficiency bounds for $\psi(\delta)$ when δ is finite. This finite δ condition is necessary because for unbounded δ the variance of the efficient influence function is no longer finite, leading to non-pathwise differentiability and the non-existence of usual influence functions. However, later, we go on to derive a minimax lower bound on the estimation error that allows for δ to be unbounded. Further, in later sections we show that estimation and inference are still possible for unbounded δ , albeit at slower convergence rates.

Remark 2. In what follows we define the likelihood ratio to be

$$\frac{q_\delta(a | x)}{\pi(a | x)} = \begin{cases} \frac{q_\delta(a|x)}{\pi(a|x)} & \text{if } \pi(a | x) > 0 \\ 0 & \text{otherwise} \end{cases}$$

to resolve ambiguities that arise in zero-density sections of $\pi(a | x)$ (i.e., define $0/0 = 0$ here).

4.1 Efficiency Bound

The following proposition establishes the efficient influence function for $\psi(\delta) = \mathbb{E}[Y^{Q(\delta)}]$. Although this result is also given by [Díaz and Hejazi \[2020\]](#), our statement and proofs are different.

Proposition 1. *Suppose $\delta \in [-M, M]$ for some $M < \infty$. Then, the efficient influence function of $\psi(\delta)$ under a nonparametric model is given by $\varphi(Z; \delta) = D_Y + D_{q,\mu} + D_\psi$ for*

$$\begin{aligned} D_Y &= \frac{q_\delta(A | X)}{\pi(A | X)} \left(Y - \mu(X, A) \right) \\ D_{q,\mu} &= \frac{q_\delta(A | X)}{\pi(A | X)} \left(\mu(X, A) - \mathbb{E}_Q(\mu(X, A) | X) \right) \\ D_\psi &= \mathbb{E}_Q(\mu(X, A) | X) - \psi \end{aligned}$$

where $\mathbb{E}_Q(\mu(X, A) | X) = \int_a \mu(X, a) q_\delta(a | X) da$ is the conditional mean of $\mu(X, A)$ under the exponentially tilted distribution.

[Proposition 1](#) shows how the influence function for the incremental effect parameter is split into three parts. The first part, D_Y represents the difference between the outcomes and the regression function, adjusted for the tilted likelihood of receiving treatment. The second term $D_{q,\mu}$ represents the difference between the regression function and its conditional mean under the tilted density $q_\delta(a | x)$, again adjusted for the tilted likelihood. Finally, the third term D_ψ represents a total difference between the regression function averaged over $q_\delta(a | x)$ and the stochastic intervention effect, ψ .

Next, we further develop the efficiency theory for exponentially tilted stochastic interventions by deriving an explicit expression for the nonparametric efficiency bound. The nonparametric efficiency bound, i.e., the variance of the efficient influence function, acts as a nonparametric analogue of the Cramer-Rao lower bound, since no other estimator can have a

smaller mean squared error, in a local asymptotic minimax sense. More formally, if a functional $\psi : \mathbb{P} \rightarrow \mathbb{R}$ is pathwise differentiable with efficient influence function φ , then

$$\inf_{\varepsilon > 0} \lim_{n \rightarrow \infty} \sup_{TV(\mathbb{P}, \bar{\mathbb{P}}) < \varepsilon} \left(n \mathbb{E}_{\bar{\mathbb{P}}} \left[\left\{ \hat{\psi} - \psi(\bar{\mathbb{P}}) \right\}^2 \right] \right) \geq \text{var}\{\varphi(Z; \mathbb{P})\}$$

for any estimator sequence $\hat{\psi} = \hat{\psi}_n$ [van der Vaart, 2000]. Deriving a closed form expression for the nonparametric efficiency bound can be useful for characterizing precisely when estimation is more or less difficult, in a nonparametric model. The following theorem establishes the nonparametric efficiency bound in this problem.

Theorem 1. *The variance of the influence function $\varphi(Z; \delta)$, which is the nonparametric efficiency bound when $\delta \in [-M, M]$ for some $M < \infty$, is given by*

$$\mathbb{E} \left[\frac{q_\delta(A | X)^2}{\pi(A | X)^2} \left(\text{var}(Y | X, A) + [\mu(X, A) - \mathbb{E}_Q(\mu(X, A) | X)]^2 \right) \right] + \text{var}(\mathbb{E}_Q[\mu(X, A) | X])$$

where the subscript Q denotes expectations with respect to the exponentially tilted distribution $q_\delta(A | X)$.

An important consequence of [Theorem 1](#) is that the variance of the efficient influence function is largely dependent on the likelihood ratio $q_\delta(a | x)/\pi(a | x)$, which is a function of the parameter δ . One might hope that modest choices of δ would not materially impact this likelihood ratio, but in fact it can scale with δ . For example, even if $\pi(a | x) = 1$ is uniform, then

$$\frac{q_\delta(a | x)}{\pi(a | x)} = \frac{\delta \exp(\delta a)}{\exp(\delta) - 1}$$

is no smaller than δ for $a = 1$. Contrast this with standard causal inference problems with binary treatments, where one often assumes the analogous inverse propensity scores is bounded above by some constant. In fact, in the next section we show that the nonparametric efficiency bound is not just upper bounded by δ , but lower bounded as well. Intuitively, the larger the δ , the farther the intervention distribution is from the original treatment density. Thus, the best possible variance should be increasing with the size of the tilt, and with the farther we deviate from the observed density. We formalize this point by considering the Kullback-Leibler divergence between $q_\delta(a | X)$ and $\pi(a | X)$. Suppose $A \sim q_\delta(A | X)$ is some random variable drawn from the intervention distribution. Then, it follows that

$$D_{\text{KL}}(q_\delta(a | X) || \pi(a | X)) = \delta \mathbb{E}_Q[A | X] - \kappa(\delta)$$

where $\kappa(\delta) = \log(\int_a \exp(\delta a) \pi(a | x) da)$ is the cumulant generating function. The following result establishes that the divergence between $q_\delta(a | X)$ and $\pi(a | X)$ is increasing with δ , and the rate at which the divergence increases depends on the skewness of $q_\delta(a | X)$.

Proposition 2. *Suppose $\delta > 0$ and that $\pi(a | X)$ is continuous. Then*

$$\begin{aligned} \frac{\partial}{\partial \delta} \left\{ D_{\text{KL}}(q_\delta(a | X) || \pi(a | X)) \right\} &= \delta \text{var}_Q(A | X) \\ \frac{\partial^2}{\partial \delta^2} \left\{ D_{\text{KL}}(q_\delta(a | X) || \pi(a | X)) \right\} &= \text{var}_Q(A | X) + \delta \mathbb{E}_Q[(A - \mathbb{E}_Q[A | X])^3 | X] \end{aligned}$$

One takeaway from [Proposition 2](#) is that the rate at which $q_\delta(a | X)$ grows apart from $\pi(a | X)$ depends on the variance of the treatment exposure under the intervention distribution. This is intuitive, as tilting a high-variance distribution is only going to spread mass farther away from its original position. A lengthier discussion about distribution shifts and exponential tilts can be found in [Appendix B](#). Importantly, this discussion of the nonparametric efficiency bound and the KL-divergence exemplifies a theme we find across our results, that estimation is more complicated as δ grows larger. In the next section we explore this further, via minimax lower bounds.

4.2 Minimax Lower Bound

In this section, we establish a minimax lower bound across a flexible nonparametric model with bounded treatment density. Minimax lower bounds are an important way to benchmark estimation error across a statistical model \mathcal{P} ; they demonstrate that no estimator can achieve lower estimation error without adding more assumptions. In order to prove our result, we first prove a lemma showing that the nonparametric efficiency bound (variance of the influence function) is both lower and upper bounded by δ , which is interesting in its own right. In this result, and several subsequent ones, we make use of what we refer to as a “weak positivity” assumption. That is, we assume that there exists some countably finite set of intervals on the support of a such that positivity holds, i.e.,

$$0 < \pi_{\min} \leq \pi(a | x) \text{ for all } a \in \bigcup_{k=1}^K [a_k, b_k].$$

Note that we assume each interval has a non-trivial length in the sense that $b_k - a_k \geq L > 0$ for all $k = 1, \dots, K$. This assumption is quite weak, and allows for finitely many arbitrary holes in the treatment density $\pi(a | x)$. Although positivity is not required for identification, it is a difficult assumption to remove in the estimation side of the problem. We do expect that the weak positivity assumption can be removed entirely, as long as the treatment density is uniformly bounded from above, and hope to study this in future work. The following theorem establishes bounds on the variance of the efficient influence function.

Lemma 1. *Assume:*

- (i) $\pi(a | x) \geq \pi_{\min}$ for all $a \in \cup_{k=1}^K [a_k, b_k]$ and $b_k - a_k \geq L > 0$ for all $k = 1, \dots, K$
- (ii) $\pi(a | x) \leq \pi_{\max}$ for all a, x .
- (iii) $\sigma_{\min}^2 \leq \text{var}(Y | X = x, A = a)$ for all a, x .
- (iv) $|Y| \leq B$ with probability one.

Then the variance of the influence function φ from [Proposition \(1\)](#) satisfies

$$\delta \left(\frac{\pi_{\min} \sigma_{\min}^2}{2\pi_{\max}^2 K} \right) \leq \text{var}\{\varphi(Z; \delta)\} \leq B^2 \left(1 + \frac{5\pi_{\max}}{2\pi_{\min}^2} (2/L + \delta) \right).$$

[Lemma 1](#) highlights the importance of explicitly studying the dependence on δ in analyzing incremental effects. Since δ lower bounds the variance of the efficient influence function, as δ increases, the variance can become unbounded, increasing to infinity. Ignoring dependencies on δ misses this complication, and can blind practitioners as to how larger choices of δ lead

to substantially larger errors; consequently, in what follows we focus on deriving results that consider both the sample size and tilt size δ in tandem. We show that the best possible root mean squared error is lower bounded by $1/\sqrt{n/\delta}$ in a nonparametric model with bounded treatment density.

Theorem 2. *Let \mathcal{P} denote a model with:*

- (i) *bounded treatment density: $\pi(a | x) \leq \pi_{\max}$ for all a, x ,*
- (ii) *some outcome noise: $\sigma_{\min}^2 \leq \text{var}(Y | X = x, A = a)$ for all a, x ,*
- (iii) *bounded outcomes: $|Y| \leq B$ with probability one.*

Then for any $\delta \geq 2$ the minimax rate is lower bounded as

$$\inf_{\hat{\psi}} \sup_{P \in \mathcal{P}} \mathbb{E}_P \left| \hat{\psi} - \psi_P(\delta) \right| \geq \sqrt{\frac{C}{n/\delta}}$$

for some universal constant C .

We note that the assumption $\delta \geq 2$ is not necessary; it only ensures that the constant C does not depend on δ , even in a trivial way. The proof of [Theorem 2](#) relies on an application of Le Cam’s two-point method [[Tsybakov, 2009](#)]. Specifically, we rely on a reduction to testing between two distributions: a null density and fluctuated alternative, which are different enough to exhibit some separation in $\psi(\delta)$, but similar enough that they cannot be reliably distinguished from each other. If we define these two densities to be

$$\begin{aligned} p_0(z) &= p(y | x, a)p(a | x)p(x) \\ p_1(z) &= \left[p(y | x, a)(1 + \varepsilon\phi_y(z; p)) \right] p(a | x)p(x) \end{aligned}$$

for some ε , where

$$\phi_y(z; p) = \frac{q_\delta(a | x)}{p(a | x)}(y - \mu(x, a)),$$

then it can be shown that the functional separation evaluates to

$$|\psi(p_0) - \psi(p_1)| = \varepsilon \left| \int \phi_y(z; p)^2 p(z) dz \right|.$$

Importantly, this functional separation recovers a key piece of the nonparametric efficiency bound, given by the term containing the squared likelihood ratio and conditional variance of the outcomes. This allows us to directly leverage [Lemma 1](#) to show that the functional separation scales with $\varepsilon\delta$, thereby establishing the minimax lower bound, after noting that the distance between the two distributions remains bounded.

Thus [Theorem 2](#) shows that the best possible root mean squared error increases with the size of the exponential tilt, and in particular that the effective sample size in these problems is n/δ instead of n . This highlights how estimation error must necessarily diminish with larger tilts δ . These findings reinforce the importance of explicitly considering the dependence on δ in the estimation of incremental effects; treating δ as a fixed value or constant misses this, and suggests that convergence rates are faster than they actually are. In the next section, we explore how δ impacts the bias and convergence rate during estimation.

5 Estimation & Inference

In this section we study an estimator for the incremental effect $\psi(\delta)$ and establish its asymptotic distribution and convergence rate. We take special care to make explicit the dependence of error bounds on δ throughout, and do not constrain δ to be bounded, even allowing it to grow with sample size n , or be infinite. Importantly, this also allows practitioners to make more informed choices about the range of δ to consider in analyses.

5.1 Proposed Estimator

Here, we describe a simple one-step double machine learning estimator to estimate the incremental effect $\psi(\delta)$. This estimator can be derived via techniques discussed in [Kennedy \[2023\]](#), for example, and is a debiased plug-in estimator, incorporating an estimate of the efficient influence function. The proposed estimator is given by

$$\widehat{\psi}(\delta) = \mathbb{P}_n \left[\frac{\widehat{q}_\delta(A | X)}{\widehat{\pi}(A | X)} \left(Y - \int_a \widehat{\mu}(X, a) \widehat{q}_\delta(a | X) da \right) + \int_a \widehat{\mu}(X, a) \widehat{q}_\delta(a | X) da \right],$$

which also coincides with that of [Díaz and Hejazi \[2020\]](#) when all mediators are removed. In practice, estimation of $\widehat{\psi}(\delta)$ is relatively straightforward. The regression function μ can be flexibly estimated using standard nonparametric regression methods. If we assume that $\pi(a | x)$ is α -smooth, then estimation of π can similarly be reduced to a regression problem. Indeed, it can be shown that for a standard kernel $K(\cdot)$, bandwidth h , and constant C ,

$$\left| \mathbb{E} \left[\frac{1}{h} K \left(\frac{A - a}{h} \right) \mid X = x \right] - \pi(a | x) \right| \leq h^\alpha \left(\frac{C}{|\alpha|!} \right) \int |u|^\alpha |K(u)| du,$$

so the conditional expectation is within h^α of the true conditional density. Alternatively, one could use a semiparametric approach for estimating $\pi(a | x)$ by assuming a model $A = \lambda(X) + \gamma(X)\varepsilon$, where ε follows some unspecified density that has zero mean and unit variance given the covariates, $\lambda(x) = \mathbb{E}[A | X = x]$, and $\gamma(x) = \text{var}(A | X = x)$ [[Hansen, 2004](#)]; for an example of how this method can be implemented in practice, see [Kennedy et al. \[2017\]](#). Regardless of which method is used to estimate π , one can then numerically integrate the integrands defined in $\widehat{\psi}(\delta)$. When estimating nuisance functions, we recommend sample-splitting as in [Chernozhukov et al. \[2018\]](#), [Robins et al. \[2008\]](#), [Zheng and Van Der Laan \[2010\]](#). In particular, we suggest the following algorithm for calculating $\widehat{\psi}(\delta)$.

Algorithm 1. *Split the data into K folds such that fold $k \in \{1, \dots, K\}$ has n_k observations. For each $k \in K$:*

- (i) *Estimate $\widehat{\mu}_{-k}(X, A)$ on the observations not contained in fold k .*
- (ii) *Generate D design points drawn from the support of a . For each a_1, \dots, a_D , estimate $\widehat{\pi}_{-k}(a_d | X_i)$ either via kernel transformed outcomes*

$$\widehat{\pi}_{-k}(a_d | X_i) = \widehat{\mathbb{E}} \left[\frac{1}{h} K \left(\frac{A - a_d}{h} \right) \mid X = X_i \right]$$

or some alternate method of estimation.

(iii) Numerically integrate the estimates of $\exp(\delta a)\pi(a | x)$ and $\mu(x, a)q_\delta(a | x)$ by averaging over the design points to obtain

$$\hat{\nu}_{-k}(X_i) = \frac{1}{D} \sum_{d=1}^D \exp(\delta a_d) \hat{\pi}_{-k}(a_d | X_i)$$

and

$$\hat{\xi}_{-k}(X_i) = \frac{1}{D} \sum_{d=1}^D \hat{\mu}(X_i, a_d) \left(\frac{\exp(\delta a_d) \hat{\pi}_{-k}(a_d | X_i)}{\hat{\nu}_{-k}(X_i)} \right).$$

Use $\hat{\nu}_{-k}(X_i)$ to obtain an estimate of the likelihood ratio,

$$\frac{\hat{q}_{\delta, -k}(a | X_i)}{\hat{\pi}_{-k}(a | X_i)} = \frac{\exp(\delta a)}{\hat{\nu}_{-k}(X_i)}.$$

(iv) Calculate the estimate for $\psi(\delta)$ in fold k by taking the average

$$\hat{\psi}_k(\delta) = \frac{1}{n_k} \sum_{j \in k} \left\{ \frac{\hat{q}_{\delta, -k}(a_j | X_j)}{\hat{\pi}_{-k}(a_j | X_j)} \left(Y_j - \hat{\xi}_{-k}(X_j) \right) + \hat{\xi}_{-k}(X_j) \right\}$$

Then, to obtain the final estimate for $\psi(\delta)$ average across the K folds,

$$\hat{\psi}(\delta) = \frac{1}{K} \sum_{k=1}^K \hat{\psi}_k(\delta).$$

Alternatively, to avoid directly estimating the conditional density, note that each nuisance function can be framed as a regression problem. Specifically

$$\frac{q_\delta(a | X)}{\pi(a | X)} = \frac{\exp(\delta a)}{\int_t \exp(\delta t) \pi(t | X) dt} = \frac{\exp(\delta a)}{\mathbb{E}[\exp(\delta A) | X]} =: \frac{\exp(\delta a)}{\nu(X)}$$

and

$$\int_a \mu(X, a) q_\delta(a | X) da = \frac{\int_a \exp(\delta a) \mu(X, a) \pi(a | X) da}{\int_a \exp(\delta a) \pi(a | X) da} = \frac{\mathbb{E}[\exp(\delta a) \mu(X, A) | X]}{\mathbb{E}[\exp(\delta a) | X]} =: \frac{\eta(X)}{\nu(X)}.$$

Thus, estimation of $\hat{\psi}(\delta)$ can be reduced to three regressions, all of which can be flexibly estimated using nonparametric methods: $\hat{\mu}$, $\hat{\nu}$, and $\hat{\eta}$. However, in practice we found that this procedure of estimating the ratio of $\hat{\eta}$ to $\hat{\nu}$ can lead to instability. Additionally, since this is a different parameterization of the problem, it does not have the same double-robustness properties established in the next section. Despite these caveats, we still include it due to its simplicity and convenience, and note it will be useful to study in future work. In the next section, we derive the asymptotic distribution and convergence rate for $\hat{\psi}(\delta)$.

5.2 Asymptotic Distribution & Convergence Rate

In this section we establish the asymptotic distribution and convergence rate of our proposed estimator of the incremental effect for continuous exposures. We illustrate how traditional methods for establishing asymptotic properties, like those utilized in [Díaz and Hejazi \[2020\]](#), may over- or understate errors by not considering the size of the exponential tilt δ . Therefore, our goal in this section is to derive new results that remove and/or make explicit the dependence of the tilt δ . It is important to make this dependence on δ explicit for a number of reasons. First, our analysis is more accurate since it shows how the convergence rate actually depends on the tilt δ . Furthermore, letting $\delta \rightarrow \infty$ or $\delta \rightarrow -\infty$ is interesting in its own right, since it yields novel estimators of the dose-response curve. Finally, practitioners typically estimate $\psi(\delta)$ across a range of values; establishing an explicit dependence on δ allows them to choose a range motivated by the sample size.

It is instructive to consider a standard decomposition of the form

$$\widehat{\psi}(\delta) - \psi(\delta) = (\mathbb{P}_n - \mathbb{P})\{\varphi(Z; \mathbb{P})\} + (\mathbb{P}_n - \mathbb{P})\{\varphi(Z; \widehat{\mathbb{P}}) - \varphi(Z; \mathbb{P})\} + R_2(\widehat{\mathbb{P}}, \mathbb{P})$$

where $R_2(\widehat{\mathbb{P}}, \mathbb{P}) = \psi(\widehat{\mathbb{P}}) - \psi(\mathbb{P}) + \int \psi(z; \widehat{\mathbb{P}}) d\mathbb{P}(z)$, as discussed in [Kennedy \[2023\]](#). The first term is a centered sample average of a fixed function, so after scaling by \sqrt{n} it converges to a normally distributed random variable by the Central Limit Theorem. The second term, often referred to as the empirical process term, is typically of smallest order, since it is a centered sample average of a random variable with shrinking variance. The third term, $R_2(\widehat{\mathbb{P}}, \mathbb{P})$, is arguably most important as it represents bias; it is ideally second-order (i.e., involving products/squares of differences between $\widehat{\mathbb{P}}$ and \mathbb{P}) in order for it not to dominate the other terms. For small finite values of δ , asymptotic normality can be established using standard methods; however, these methods otherwise break down, as each of the terms depends on δ in complicated ways. To show this, we first consider the remainder $R_2(\widehat{\mathbb{P}}, \mathbb{P})$.

Proposition 3. *The remainder of the von Mises expansion $\psi(\widehat{\mathbb{P}}) - \psi(\mathbb{P}) + \int \varphi(z; \widehat{\mathbb{P}}) d\mathbb{P}(z)$ is given by $R_2(\widehat{\mathbb{P}}, \mathbb{P}) = R_1 + R_2$ where*

$$R_1 = \mathbb{E} \left[\left(\int_a \frac{q_\delta}{\pi_a} \widehat{\mu}_a \widehat{\pi}_a da \right) \left(\int_a \frac{\widehat{q}_\delta}{\widehat{\pi}_a} (\pi_a - \widehat{\pi}_a) da \right)^2 \right]$$

$$R_2 = \mathbb{E} \left[\int_a \left(\frac{\widehat{q}_\delta}{\widehat{\pi}_a} - \frac{q_\delta}{\pi_a} \right) \left((\pi_a - \widehat{\pi}_a) \widehat{\mu}_a + (\mu_a - \widehat{\mu}_a) \pi_a \right) da \right]$$

for $\pi_a = \pi(a | X)$ and $\mu_a = \mu(X, a)$.

Importantly, [Proposition 3](#) demonstrates that the remainder exhibits many of the same issues addressed in [Lemma 1](#); namely, R_1 depends on the squared likelihood ratio $q_\delta(a | x)/\pi(a | x)$ which is lower bounded by δ . Consequently, traditional methods of bounding the remainder (like the Cauchy-Schwarz inequality) lead to an unsatisfactory dependence on δ ; this is a key point where our analysis differs from that of [Díaz and Hejazi \[2020\]](#). We elaborate on these differences below.

Remark 3. The usual way to bound $R_2(\widehat{\mathbb{P}}, \mathbb{P})$ is via the Cauchy-Schwarz inequality, to obtain a doubly-robust product of $L_2(\mathbb{P})$ errors. This is the approach utilized in [Díaz and Hejazi \[2020\]](#), where the authors argue that

$$R_2(\widehat{\mathbb{P}}, \mathbb{P}) \lesssim \left\| \frac{\widehat{q}_\delta}{\widehat{\pi}} - \frac{q_\delta}{\pi} \right\|_2 \left(\|\widehat{\pi} - \pi\|_2 + \|\widehat{\mu} - \mu\|_2 \right) + \|\widehat{\pi} - \pi\|_2^2 \quad (2)$$

for $\|f\|_2^2 = \int f^2(z)d\mathbb{P}(z)$. However, Equation (2) is suboptimal in several ways. First, strong positivity is required in the proof of this expression. Positivity is not required for identification, and so we would ideally also avoid it in estimation. For example, in our analysis we only use a weak version of positivity, allowing holes in the support, as described in Section 4.2. Second, the $L_2(\mathbb{P})$ -norm of the difference in likelihood ratios has an irreducible dependence on δ ; specifically, it is lower bounded by δ , so the norm becomes unbounded as δ grows large. In fact, it can be shown that

$$\delta \left\| \frac{\int_a \exp(\delta a) \pi_a da}{\int_a \exp(\delta a) \hat{\pi}_a da} - 1 \right\|_2^2 \lesssim \left\| \frac{\hat{q}_\delta}{\hat{\pi}_A} - \frac{q_\delta}{\pi_A} \right\|_2^2, \quad (3)$$

so as long as $|\hat{\pi}_a - \pi_a|$ is not exactly zero across the support of A , then the $L_2(\mathbb{P})$ norm is lower bounded by δ . Consequently, for larger tilts, the convergence rates established in Díaz and Hejazi [2020] can be inaccurate due to the omission of δ .

Surprisingly, it is possible to remove any dependence on δ and still obtain a doubly-robust style upper bound on $R_2(\hat{\mathbb{P}}, \mathbb{P})$, via a new analysis. Indeed, it is also possible to do so without requiring positivity across the entire support; we do so with the same weak positivity from Lemma 1, which we establish in the following theorem.

Theorem 3. *Suppose $\min\{\pi_a, \hat{\pi}_a\} \geq \pi_{\min} > 0$ for all $a \in \cup_{k=1}^K [a_k, b_k]$ and that $\pi_a, \hat{\pi}_a$, and $\hat{\mu}$ are uniformly bounded from above. Then,*

$$R_2(\hat{\mathbb{P}}, \mathbb{P}) \lesssim \sup_a \|\hat{\pi}_a - \pi_a\| \cdot \sup_a \|\hat{\mu}_a - \mu_a\| + \sup_a \|\hat{\pi}_a - \pi_a\|^2$$

where $\sup_a \|f_a\|^2 = \sup_a \int f^2(x, a)d\mathbb{P}(x)$ is a mixed $L_2(\mathbb{P})$ -sup norm.

The key to removing the dependence on δ in the remainder bound lies in using a different characterization of the errors of $\hat{\pi}$ and $\hat{\mu}$ across the support of a , via a mixed $L_2(\mathbb{P})$ -sup norm. This is necessary since, when using standard L_2 norms, the tilt size δ essentially acts as a penalty on the nuisance estimation error; if either is not well estimated, then larger δ values can exacerbate the bias, as described in Remark (3). By instead requiring that the L_2 error over X is uniformly controlled over the support of A , the bias can be bounded completely independently of δ .

Having established this new upper bound for the remainder, we now use it to give weak conditions for asymptotic normality. Importantly, we explicitly show how the convergence rate is a function of the tilt δ .

Theorem 4. *Assume $\min\{\pi_a, \hat{\pi}_a\} \geq \pi_{\min} > 0$ for all $a \in \cup_{k=1}^K [a_k, b_k]$, that $\pi_a, \hat{\pi}_a$, and $\hat{\mu}$ are uniformly bounded from above, and*

- (i) $\sqrt{n/\delta} \rightarrow \infty$
- (ii) $\sup_a \|\hat{\pi}_a - \pi_a\| = o_{\mathbb{P}}(1)$ and $\sup_a \|\hat{\mu}_a - \mu_a\| = o_{\mathbb{P}}(1)$
- (iii) $\sup_a \|\hat{\pi}_a - \pi_a\| \cdot \sup_a \|\hat{\mu}_a - \mu_a\| + \sup_a \|\hat{\pi}_a - \pi_a\|^2 = o_{\mathbb{P}}(1/\sqrt{n/\delta})$
- (iv) $\mathbb{P}(|Y| < C) = 1$ for some $C < \infty$.

Then

$$\frac{\sqrt{n}}{\sigma_\delta} \left(\hat{\psi}(\delta) - \psi(\delta) \right) \xrightarrow{d} N(0, 1)$$

where $\sigma_\delta^2 = \text{var}\{\varphi(Z; \delta)\}$ is the nonparametric efficiency bound defined in Theorem 1.

[Theorem 4](#) shows that the estimator is still asymptotically normal after proper scaling, albeit with a non-standard $\sqrt{n/\delta}$ rate of convergence instead of the more usual \sqrt{n} rate. Establishing a δ -dependent convergence rate clarifies the interplay between n and δ and the estimation error; specifically, this illustrates how the effective sample size for continuous incremental effect estimation is n/δ instead of n . In the next section, we consider the setting where $\delta \rightarrow \infty$, and show that this can be used to recover a novel estimator of the dose-response curve at the edge of the support.

6 Dose-Response Estimation

Here we discuss how incremental effect estimation at the infinite δ extremes can yield new estimators of the dose-response curve. Recall that, as illustrated in [Figure 1](#), when $\delta \rightarrow -\infty$ or $\delta \rightarrow \infty$ then the tilted density converges to a point mass at the boundary of the treatment support. Consequently, we can use $\widehat{\psi}(\delta)$ as an estimator of the dose-response curve at points $\mathbb{E}[Y^1]$ or $\mathbb{E}[Y^0]$ by taking $\delta \rightarrow \infty$ and $\delta \rightarrow -\infty$, respectively. The following theorem establishes the rate of convergence of $\widehat{\psi}(\delta)$ as an estimator of the dose-response curve.

Theorem 5. *Suppose that $|\mu(x, a) - \mu(x, a')| \leq L|a - a'|$ for all x , that the assumptions of [Theorem 4](#) hold, and that $\pi(a | x) \geq \pi_{\min} > 0$ in a neighborhood of $a = 1$. Then*

$$\left| \widehat{\psi}(\delta) - \mathbb{E}(Y^1) \right| = O_{\mathbb{P}} \left(\frac{1}{\delta} + \sqrt{\frac{1}{n/\delta}} \right)$$

In this result, the $1/\delta$ term is the bias and the $1/(n/\delta)$ term is the variance, illustrating a bias-variance trade-off in δ : larger δ yields smaller bias for estimating the dose-response curve $\mathbb{E}(Y^1) = \psi(\infty)$, but larger variance, and vice versa. Thus for the purposes of dose-response estimation δ plays the role of a bandwidth parameter. Balancing the bias and standard deviation by taking $\delta \sim n^{1/3}$ yields the rate

$$\left| \widehat{\psi}(n^{1/3}) - \mathbb{E}(Y^1) \right| = O_{\mathbb{P}} \left(n^{-1/3} \right)$$

which is the minimax optimal rate for estimating Lipschitz regression functions. An interesting distinction between the incremental effect estimator of the dose-response and a more standard kernel estimator (e.g., from [Kennedy et al. \[2017\]](#)) is that the latter is localized, only using treatment values near the target point, where the former uses all treatment values, albeit heavily weighted towards the target point $A = 1$.

Although the above result is framed in terms of estimating the dose-response at the boundary of the support, incremental effects can also be used to estimate the dose-response at any point in its support. Specifically, one can split the sample above and below any a' in the support, apply a positive tilt ($\delta \rightarrow \infty$) for all $a < a'$ and a negative tilt ($\delta \rightarrow -\infty$) for all $a > a'$, and average the two estimates to obtain an estimator of $\mathbb{E}[Y^{a'}]$. In the next result, we show that after scaling by δ , the asymptotic variance of the incremental effect estimator (i.e., the variance of φ) is identical to that of the kernel estimator used in [Kennedy et al. \[2017\]](#) when $\delta \rightarrow \infty$.

Corollary 1. *Suppose that π_a, μ , and $\text{var}(Y | X, a)$ are Lipschitz continuous, $\pi(a | x) \leq \pi_{\max}$ for all a, x , $|Y| \leq B$ with probability one, and $\pi(a | x) \geq \pi_{\min} > 0$ in a neighborhood of $a = 1$. Then it follows that*

$$\lim_{\delta \rightarrow \infty} \left(\frac{\sigma_{\delta}^2}{\delta} \right) = \mathbb{E} \left[\frac{1}{2} \left(\frac{\text{var}(Y | X, 1)}{\pi(1 | X)} \right) \right].$$

The above shows that the incremental effect estimator does not suffer any loss of efficiency in estimating the dose-response curve, and perhaps surprisingly matches the performance of the DR-learner-style estimator of [Kennedy et al. \[2017\]](#), despite only requiring weak positivity.

In addition to confirming how incremental effect estimators for continuous treatments can be harnessed for dose-response estimation, the results in this section point towards interesting directions for future work. For example, it would be useful to explore whether the tilted density can be viewed more formally as a kind of kernel weighting, whether incremental effect-based estimators can ever exploit higher-order Holder smoothness, beyond the Lipschitz smoothness used here, data-driven tuning of δ , etc.

7 Application

In this section we estimate the incremental effect of political advertisements on campaign contributions, following the work of [Urban and Niebler \[2014\]](#). Typically, political campaigns tend to avoid advertising in states that are not competitive, since this could be a poor use of a limited budget on something unlikely to change election outcomes. However, it could be the case that advertising in non-competitive states could meaningfully increase campaign contributions, which in turn could help finance the rest of the campaign. To assess the relationship between the number of political advertisements and campaign contributions, [Urban and Niebler \[2014\]](#) make use of the fact that media markets often cross state boundaries; for example, residents of southwest Illinois (a non-competitive state) were exposed to advertisements in the St. Louis market (a competitive state). Therefore, by restricting their focus to non-competitive states the authors can avoid spillover effects due to other campaign events that may also drive donations.

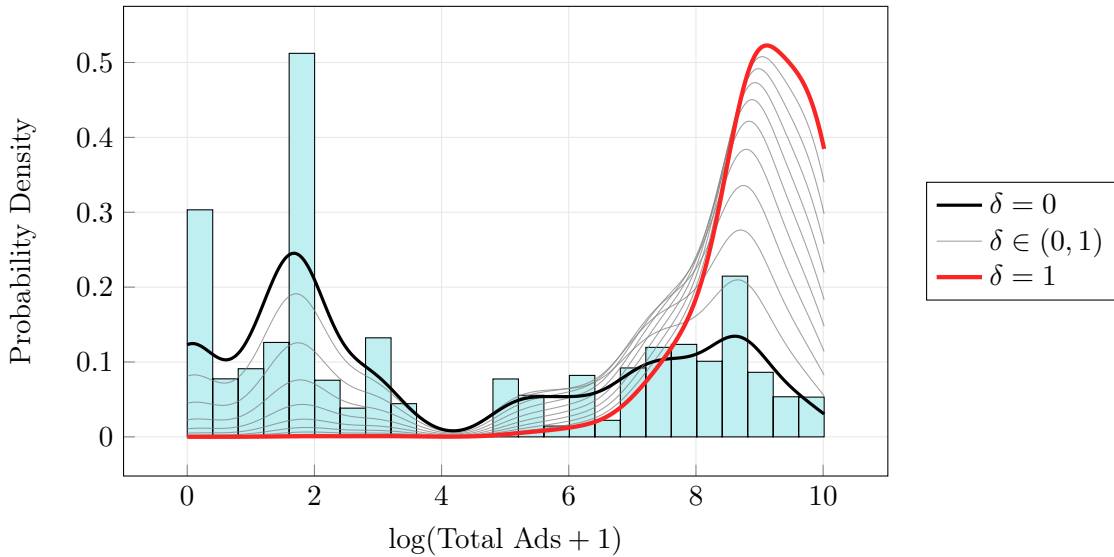


Figure 2: Histogram of the treatment variable, *Total Ads*

Although [Urban and Niebler \[2014\]](#) are interested in the number of political advertisements as a treatment variable, they dichotomize this measurement in order to use standard propensity score matching techniques to estimate the effect on campaign contributions. However, dichotomizing a continuous treatment variable loses potentially valuable information and can complicate interpretation of effects. Incremental effects provide an interesting alternative for

exploring how contributions might change if the distribution of political advertisements shifted up or down.

We use the data collected by [Urban and Niebler \[2014\]](#), which features Federal Election Commission data on campaign contributions, Wisconsin Advertising Project data on televised campaign ads, and demographic data from the 2000 U.S. census. In total there are 16,265 observations, each representing one zip code. We keep the same set of covariates included in the analysis from [Urban and Niebler \[2014\]](#) and [Fong et al. \[2018\]](#): log total population, log median household income, population density, percent Hispanic, percent African American, percent college graduate, percent over the age of 65, and an indicator for whether it is possible to commute to the zip code from a competitive state or not. Notably, the treatment variable, log of total political advertisements in a given zipcode, has holes in its density, as shown in [Figure 2](#). This gives additional motivation for using incremental effects to estimate the relationship between political advertisements and campaign contributions; other methods for continuous treatments would typically rely on a strong positivity assumption that the treatment density is bounded away from zero everywhere.

In our analysis, we estimate $\mu(x, a)$ by fitting a Random Forest [Breiman \[2001\]](#) using the `ranger` package in R. Similarly, we estimate $\pi(a | x)$ using `ranger` on the kernel-transformed outcomes as discussed in [Section 5.1](#), where we select the bandwidth h by cross-validation. Note that other flexible regression methods (or ensembles thereof) could also be used here as well. All code is given in [Appendix C](#).

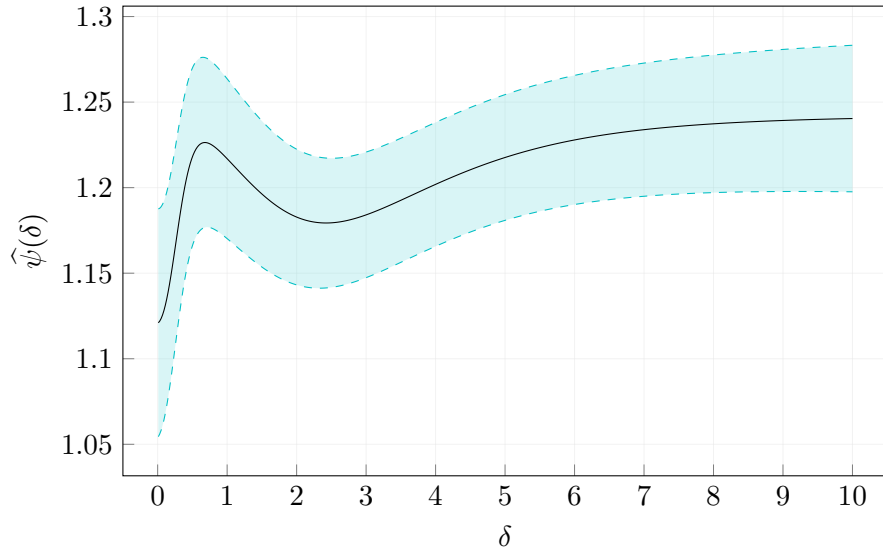


Figure 3: Estimated incremental effect of total political advertisements on individual log-campaign contributions

Our findings complement and validate those of [Urban and Niebler \[2014\]](#). We find an increasing relationship between total political advertisements per zipcode and log campaign contributions. In particular, we find that moving from $\delta = 0$ to $\delta = 1$ corresponds roughly to an increase in average individual contributions from \$2.00 to \$2.50. Aggregating that difference across all residents suggests substantial benefits to advertising in noncompetitive zipcodes, or as [Urban and Niebler \[2014\]](#) put it, picking up “dollars on the ground.” Furthermore, we do not see strong evidence of further benefits of increasing political advertisements beyond $\delta > 1$.

8 Discussion

In this paper we considered nonparametric estimation of incremental effects for continuous exposures. The incremental effect is defined by exponentially tilting the observed treatment density, which corresponds to an increase or decrease in the log-likelihood of receiving a given treatment level. We showed that incremental effects can be identified without requiring the positivity assumption, although estimation seems to require a weakened version of positivity, allowing for arbitrary holes in the treatment density. Importantly, in our analysis we emphasized that estimation is highly dependent on the size of the exponential tilt, as measured by the parameter δ . To demonstrate this, we derived a minimax lower bound illustrating the fundamental limits of incremental effect estimation in terms of both sample size n and tilt size δ . This result shows that the effective sample size for incremental effect estimation is really n/δ instead of δ . We developed a new analysis of the bias of a doubly robust incremental effect estimator, showing that n/δ rates can in fact be achieved under weak nonparametric conditions. Finally, we showed that taking $\delta \rightarrow \infty$ yields a new incremental effect-based estimator of the dose-response curve, and analyzed its convergence rate, showing it can achieve optimal rates for Lipschitz functions.

There are lots of avenues for future work, including extending to time-varying and/or multivariate treatments, weakening the positivity assumption, further exploring dose-response estimation (e.g., cross-validation, higher smoothness, etc.), using the methods in more applications, developing sensitivity analysis methods in the presence of unmeasured confounders, extending to other identification schemes, and more.

Acknowledgements

This research was supported by NSF CAREER Award 2047444 and a fellowship provided by the Novartis Pharmaceuticals Corporation.

References

- P. J. Bickel, C. A. Klaassen, P. J. Bickel, Y. Ritov, J. Klaassen, J. A. Wellner, and Y. Ritov. *Efficient and adaptive estimation for semiparametric models*, volume 4. Springer, 1993.
- Z. Branson, E. H. Kennedy, S. Balakrishnan, and L. Wasserman. Causal effect estimation after propensity score trimming with continuous treatments. *arXiv preprint arXiv:2309.00706*, 2023.
- L. Breiman. Random forests. *Machine learning*, 45:5–32, 2001.
- V. Chernozhukov, D. Chetverikov, M. Demirer, E. Duflo, C. Hansen, W. Newey, and J. Robins. Double/debiased machine learning for treatment and structural parameters. *The Econometrics Journal*, 21(1):C1–C68, 01 2018. ISSN 1368-4221. doi: 10.1111/ectj.12097. URL <https://doi.org/10.1111/ectj.12097>.
- I. Díaz and N. S. Hejazi. Causal mediation analysis for stochastic interventions. *Journal of the Royal Statistical Society Series B: Statistical Methodology*, 82(3):661–683, 2020.

- I. Díaz and M. van der Laan. Population intervention causal effects based on stochastic interventions. *Biometrics*, 68(2):541–549, 2012.
- I. Díaz and M. J. van der Laan. Targeted data adaptive estimation of the causal dose–response curve. *Journal of Causal Inference*, 1(2):171–192, 2013.
- M. Dudík, D. Erhan, J. Langford, and L. Li. Doubly Robust Policy Evaluation and Optimization. *Statistical Science*, 29(4):485 – 511, 2014. doi: 10.1214/14-STS500. URL <https://doi.org/10.1214/14-STS500>.
- B. Efron. Nonparametric standard errors and confidence intervals. *canadian Journal of Statistics*, 9(2):139–158, 1981.
- B. Efron and R. Tibshirani. Using specially designed exponential families for density estimation. *The Annals of Statistics*, 24(6):2431–2461, 1996.
- R. J. Elliott, L. Chan, and T. K. Siu. Option pricing and esscher transform under regime switching. *Annals of Finance*, 1:423–432, 2005.
- R. S. Ellis. *Entropy, large deviations, and statistical mechanics*. Springer, 2007.
- F. Esscher. On the probability function in the collective theory of risk. *Skand. Aktuarie Tidsskr.*, 15:175–195, 1932.
- C. A. Field and F. R. Hampel. Small-sample asymptotic distributions of m-estimators of location. *Biometrika*, 69(1):29–46, 1982.
- W. Fithian and S. Wager. Semiparametric exponential families for heavy-tailed data. *Biometrika*, 102(2):486–493, 03 2014. ISSN 0006-3444. doi: 10.1093/biomet/asu065.
- C. Fong, C. Hazlett, and K. Imai. Replication Data for: Covariate Balancing Propensity Score for a Continuous Treatment, 2017. URL <https://doi.org/10.7910/DVN/AIF4PI>.
- C. Fong, C. Hazlett, and K. Imai. Covariate balancing propensity score for a continuous treatment: Application to the efficacy of political advertisements. *The Annals of Applied Statistics*, 12(1):156–177, 2018.
- A. Franks, A. D’Amour, and A. Feller. Flexible sensitivity analysis for observational studies without observable implications. *Journal of the American Statistical Association*, 2020.
- H. U. Gerber, E. S. Shiu, et al. *Option pricing by Esscher transforms*. HEC Ecole des hautes études commerciales, 1993.
- S. Haneuse and A. Rotnitzky. Estimation of the effect of interventions that modify the received treatment. *Statistics in Medicine*, 32(30):5260–5277, 2013. doi: <https://doi.org/10.1002/sim.5907>. URL <https://onlinelibrary.wiley.com/doi/abs/10.1002/sim.5907>.
- B. E. Hansen. Nonparametric conditional density estimation. *Unpublished manuscript*, 695, 2004.
- M. V. Johns. Importance sampling for bootstrap confidence intervals. *Journal of the American Statistical Association*, 83(403):709–714, 1988. doi: 10.1080/01621459.1988.10478651.

- E. H. Kennedy. Nonparametric causal effects based on incremental propensity score interventions. *Journal of the American Statistical Association*, 114(526):645–656, 2019.
- E. H. Kennedy. Semiparametric doubly robust targeted double machine learning: a review, 2023.
- E. H. Kennedy, Z. Ma, M. D. McHugh, and D. S. Small. Non-parametric methods for doubly robust estimation of continuous treatment effects. *Journal of the Royal Statistical Society. Series B (Statistical Methodology)*, 79(4):1229–1245, 2017. ISSN 13697412, 14679868. URL <https://www.jstor.org/stable/26773159>.
- M. R. Kosorok. *Introduction to empirical processes and semiparametric inference*, volume 61. Springer, 2008.
- S. Maity, M. Yurochkin, M. Banerjee, and Y. Sun. Understanding new tasks through the lens of training data via exponential tilting. *arXiv preprint arXiv:2205.13577*, 2022.
- J. Qin. Empirical likelihood ratio based confidence intervals for mixture proportions. *The Annals of Statistics*, 27(4):1368–1384, 1999.
- P. Rakshit, A. Levis, and L. Keele. Local effects of continuous instruments without positivity, 2024. URL <https://arxiv.org/abs/2409.07350>.
- J. Robins, L. Li, E. Tchetgen, A. van der Vaart, et al. Higher order influence functions and minimax estimation of nonlinear functionals. In *Probability and statistics: essays in honor of David A. Freedman*, volume 2, pages 335–422. Institute of Mathematical Statistics, 2008.
- J. M. Robins, A. Rotnitzky, and D. O. Scharfstein. Sensitivity analysis for selection bias and unmeasured confounding in missing data and causal inference models. In *Statistical models in epidemiology, the environment, and clinical trials*, pages 1–94. Springer, 2000.
- D. O. Scharfstein, R. Nabi, E. H. Kennedy, M.-Y. Huang, M. Bonvini, and M. Smid. Semi-parametric sensitivity analysis: Unmeasured confounding in observational studies. *arXiv preprint arXiv:2104.08300*, 2021.
- S. M. Schennach. Bayesian exponentially tilted empirical likelihood. *Biometrika*, 92(1):31–46, 03 2005. ISSN 0006-3444. doi: 10.1093/biomet/92.1.31.
- V. Semenova and V. Chernozhukov. Debiased machine learning of conditional average treatment effects and other causal functions. *The Econometrics Journal*, 24(2):264–289, 2021.
- D. Siegmund. Importance sampling in the monte carlo study of sequential tests. *The Annals of Statistics*, pages 673–684, 1976.
- A. A. Tsiatis. *Semiparametric theory and missing data*, volume 4. Springer, 2006.
- A. B. Tsybakov. *Introduction to Nonparametric Estimation*. Springer, 2009.
- C. Urban and S. Niebler. Dollars on the sidewalk: Should us presidential candidates advertise in uncontested states? *American Journal of Political Science*, 58(2):322–336, 2014.
- M. J. van der Laan. Causal effect models for intention to treat and realistic individualized treatment rules. 2006.

- M. J. van der Laan and J. M. Robins. *Unified methods for censored longitudinal data and causality*. Springer, 2003.
- A. W. van der Vaart. *Asymptotic statistics*, volume 3. Cambridge university press, 2000.
- A. W. van der Vaart. Semiparametric statistics. In *Lectures on probability theory and statistics (Saint-Flour, 1999)*, pages 331–457. Springer, 2002.
- J. G. Young, M. A. Hernán, and J. M. Robins. Identification, estimation and approximation of risk under interventions that depend on the natural value of treatment using observational data. *Epidemiologic methods*, 3(1):1–19, 2014.
- W. Zheng and M. J. Van Der Laan. Asymptotic theory for cross-validated targeted maximum likelihood estimation. 2010.

APPENDIX

[Appendix A](#): Contains all proofs from the main text, including:

[Appendix A.1](#): Proof of [Proposition 1](#).

[Appendix A.2](#): Proof of [Theorem 1](#).

[Appendix A.3](#): Proof of [Lemma 1](#).

[Appendix A.4](#): Proof of [Proposition 2](#).

[Appendix A.5](#): Proof of [Theorem 2](#).

[Appendix A.6](#): Proof of [Proposition 3](#).

[Appendix A.7](#): Proof of [Equation \(2\)](#).

[Appendix A.8](#): Proof of [Equation \(3\)](#).

[Appendix A.9](#): Proof of [Theorem 3](#).

[Appendix A.10](#): Proof of [Theorem 4](#).

[Appendix A.11](#): Proof of [Theorem 5](#).

[Appendix A.12](#): Proof of [Corollary 1](#).

[Appendix B](#): Contains an extended discussion about exponential tilts.

[Appendix C](#): Contains R code from the analysis in [Section 7](#).

A Proofs

A.1 Proof of Proposition 1

Proof: We will derive the efficient influence function for a general tilt,

$$q_\delta(a | x) = \frac{f_\delta(\pi(a | x))}{\int_a f_\delta(\pi(a | x)) da}$$

where $f(\cdot)$ is some smooth function and δ is assumed to be finite. To derive the efficient influence we will follow the “derivative rules” approach outlined in Kennedy [2023] where we assume the data are discrete and use simple influence functions as building blocks. These assumptions greatly simplify the derivation process. While this process does not technically result in the efficient influence function (while the data is assumed to be discrete), we will then show the remainder term from the von-Mises expansion is a second-order product of errors. This confirms that our derived influence function is valid in the general continuous case. Thus, suppose that the data are discrete, let $\mu(x, a) = \mathbb{E}[Y | X = x, A = a]$ and $p(x)$ be the probability mass function of X . Additionally, for notational convenience, let $f_\delta(\pi_a) = f_\delta(\pi(a | X))$. Then, applying the “derivative rules” it follows that the influence function for $\psi(\delta)$ can be written as

$$\mathbb{IF}(\psi(\delta)) = \sum_{x \in \mathcal{X}} \sum_{a \in \mathcal{A}} \left(\mathbb{IF}(\mu(x, a)) f_\delta(\pi(a | x)) \left[\sum_t f_\delta(\pi(t | x)) \right]^{-1} p(x) + \right. \quad (i)$$

$$\left. \mu(x, a) \mathbb{IF}(f_\delta(\pi(a | x))) \left[\sum_t f_\delta(\pi(t | x)) \right]^{-1} p(x) + \right. \quad (ii)$$

$$\left. \mu(x, a) f_\delta(\pi(a | x)) \mathbb{IF} \left(\left[\sum_t f_\delta(\pi(t | x)) \right]^{-1} \right) p(x) + \right. \quad (iii)$$

$$\left. \mu(x, a) f_\delta(\pi(a | x)) \left[\sum_t f_\delta(\pi(t | x)) \right]^{-1} \mathbb{IF}(p(x)) \right). \quad (iv)$$

From here, we can use established derivations of influence functions as building blocks. Recall that

$$\mathbb{IF}(\mu(x, a)) = \frac{\mathbb{1}(A = a, X = x)}{\pi(a | x) p(x)} (Y - \mu(x, a))$$

$$\mathbb{IF}(p(x)) = \mathbb{1}(X = x) - p(x)$$

$$\mathbb{IF}(\pi(a | x)) = \frac{\mathbb{1}(X = x)}{p(x)} (\mathbb{1}(A = a) - \pi(a | x)).$$

Next, we derive the influence functions for $f_\delta(\pi(t | x))$ and $[\sum_t f_\delta(\pi(t | x))]^{-1}$. These are given by

$$\mathbb{IF}(f_\delta(\pi(a | x))) = f'_\delta(\pi(a | x)) \frac{\mathbb{1}(X = x)}{p(x)} (\mathbb{1}(A = a) - \pi(a | x))$$

$$\mathbb{IF} \left(\left[\sum_a f_\delta(\pi(a | x)) \right]^{-1} \right) = - \frac{\sum_a f'_\delta(\pi(a | x)) \frac{\mathbb{1}(X = x)}{p(x)} (\mathbb{1}(A = a) - \pi(a | x))}{(\sum_a f_\delta(\pi(a | x)))^2}.$$

Finally, we plug these intermediate steps back into the influence function calculation. Observe that the first term is equal to

$$\begin{aligned} (i) &= \sum_{x \in \mathcal{X}} \sum_{a \in \mathcal{A}} \frac{\mathbb{1}(A = a, X = x)}{\pi(a | x)} \left(Y - \mu(x, a) \right) \frac{f_\delta(\pi(a | x))}{\sum_t f_\delta(\pi(t | x))} \\ &= \frac{f_\delta(\pi(A | X))}{\pi(A | X) \sum_t f_\delta(\pi(t | X))} \left(Y - \mu(X, A) \right), \end{aligned}$$

the second is given by,

$$\begin{aligned} (ii) &= \sum_{x \in \mathcal{X}} \sum_{a \in \mathcal{A}} \frac{\mu(x, a) f'_\delta(\pi(a | x))}{\sum_t f_\delta(\pi(t | x))} \mathbb{1}(X = x) (\mathbb{1}(A = a) - \pi(a | x)) \\ &= \frac{\mu(X, A) f'_\delta(\pi(A | X))}{\sum_t f_\delta(\pi(t | X))} - \frac{\sum_{a \in \mathcal{A}} \mu(X, a) f'_\delta(\pi(a | X)) \pi(a | X)}{\sum_t f_\delta(\pi(t | X))} \end{aligned}$$

the third by

$$\begin{aligned} (iii) &= - \sum_{x \in \mathcal{X}} \sum_{a \in \mathcal{A}} \mu(x, a) f_\delta(\pi(a | x)) \frac{\sum_t f'_\delta(\pi(t | x)) \mathbb{1}(X = x) (\mathbb{1}(A = t) - \pi(t | x))}{(\sum_t f_\delta(\pi(t | x)))^2} \\ &= \left(\frac{\sum_t f'_\delta(\pi(t | X)) \pi(t | X)}{(\sum_t f_\delta(\pi(t | X)))^2} - \frac{f'_\delta(\pi(A | X))}{(\sum_t f_\delta(\pi(t | X)))^2} \right) \sum_{a \in \mathcal{A}} \mu(X, a) f_\delta(\pi(a | X)), \end{aligned}$$

and finally the fourth term by

$$\begin{aligned} (iv) &= \sum_{x \in \mathcal{X}} \sum_{a \in \mathcal{A}} \frac{\mu(x, a) f_\delta(\pi(a | x))}{\sum_t f_\delta(\pi(t | x))} (\mathbb{1}(X = x) - p(x)) \\ &= \sum_{a \in \mathcal{A}} \frac{\mu(X, a) f_\delta(\pi(a | X))}{\sum_t f_\delta(\pi(t | X))} - \psi. \end{aligned}$$

Putting everything together, it follows that our candidate influence function is given by

$$\begin{aligned} \mathbb{IF}(\psi(\delta)) &= \left\{ \frac{f_\delta(\pi(A | X))}{\pi(A | X) \sum_a f_\delta(\pi(a | X))} \left(Y - \mu(X, A) \right) + \right. \\ &\quad \left(\frac{f'_\delta(\pi(A | X)) \mu(X, A)}{\sum_t f_\delta(\pi(t | X))} - \frac{\sum_a f'_\delta(\pi(a | X)) \pi(a | X) \mu(X, a)}{\sum_t f_\delta(\pi(t | X))} \right) - \\ &\quad \frac{\sum_a f_\delta(\pi(a | X)) \mu(X, a)}{[\sum_t f_\delta(\pi(t | X))]^2} \left(f'_\delta(\pi(A | X)) - \sum_t f'_\delta(\pi(t | X)) \pi(t | X) \right) + \\ &\quad \left. \frac{\sum_a \mu(X, a) f_\delta(\pi(a | X))}{\sum_t f_\delta(\pi(t | X))} - \psi \right\}. \end{aligned}$$

If we specifically use the exponential tilt $f_\delta(\pi(a | x)) = \exp(\delta a)\pi(a | x)$ and note that $f'(\pi_a) = \exp(\delta a)$, we can see that the candidate influence function simplifies to

$$\begin{aligned} \mathbb{IF}(\psi) = & \left\{ \frac{q_\delta(A | X)}{\pi(A | X)} (Y - \mu(X, A)) + \right. \\ & \frac{q_\delta(A | X)}{\pi(A | X)} \left(\mu(X, A) - \sum_a q_\delta(a | X) \mu(X, a) \right) + \\ & \left. \sum_a q_\delta(a | X) \mu(X, a) - \psi \right\}. \end{aligned}$$

The remainder of the proof verifying that the von-Mises expansion is a second-order product of errors is given in [Appendix A.6](#). Note that in order for the derivation of [Proposition 1](#) to be valid, it must be the case that δ is finite. Otherwise, as shown in [Lemma 1](#), the variance of the efficient influence function will be infinite. However, as we demonstrate in [Section 5](#), it is still possible to obtain valid statistical inference with unbounded δ . \square

A.2 Proof of [Theorem 1](#)

Proof: To derive the non-parametric efficiency bound, we must evaluate the variance of the efficient influence function, i.e., $\mathbb{IF}(\psi(\delta)) = D_Y + D_{q,\mu} + D_\psi$, where

$$\begin{aligned} D_Y &= \frac{q_\delta(A | X)}{\pi(A | X)} (Y - \mu(X, A)), \\ D_{q,\mu} &= \frac{q_\delta(A | X)}{\pi(A | X)} \left(\mu(X, A) - \mathbb{E}_Q(\mu(X, A) | X) \right), \\ D_\psi &= \mathbb{E}_Q(\mu(X, A) | X) - \psi. \end{aligned}$$

Since $\mathbb{IF}(\psi(\delta))$ is mean-zero, we simply need to evaluate $\text{var}(\mathbb{IF}(\psi(\delta))) = \mathbb{E}[(D_Y + D_{q,\mu} + D_\psi)^2]$. We will show that each of the cross-terms are equal to zero. First, we may use the fact that $\mu(X, A) = \mathbb{E}[Y | X, A]$ in conjunction with iterated expectations to see that

$$\begin{aligned} \mathbb{E} \left[\frac{q_\delta(A | X)}{\pi(A | X)} (Y - \mu(X, A)) \frac{q_\delta(A | X)}{\pi(A | X)} \left(\mu(X, A) - \int_a q_\delta(a | X) \mu(X, a) da \right) \right] &= 0 \\ \mathbb{E} \left[\frac{q_\delta(A | X)}{\pi(A | X)} (Y - \mu(X, A)) \left(\int_a q_\delta(a | X) \mu(X, a) da - \psi \right) \right] &= 0 \end{aligned}$$

since $\mathbb{E}[Y - \mu(X, A)] = \mathbb{E}[\mathbb{E}[Y - \mu(X, A) | X, A]] = 0$, and therefore, for any function $f(X, A)$, it is clear that

$$\mathbb{E}[f(X, A)(Y - \mu(X, A))] = \mathbb{E}[f(X, A)\mathbb{E}[(Y - \mu(X, A) | X, A)]] = 0.$$

Next, we can see that

$$\mathbb{E} \left[\frac{q_\delta(A | X)}{\pi(A | X)} \left(\mu(X, A) - \int_a q_\delta(a | X) \mu(X, a) da \right) \left(\int_a q_\delta(a | X) \mu(X, a) da - \psi \right) \right] = 0$$

since

$$\begin{aligned}
\mathbb{E}[D_{q,\mu}] &= \mathbb{E} \left[\mathbb{E} \left[\frac{q_\delta(A | X)}{\pi(A | X)} \left(\mu(X, A) - \int_a q_\delta(a | X) \mu(X, a) da \right) \mid X \right] \right] \\
&= \mathbb{E} \left[\int q_\delta(a | X) \mu(X, a) da - \int_a q_\delta(a | X) \mu(X, a) da \right] \\
&= 0
\end{aligned}$$

Now that we have shown all of the cross-terms are zero, we can see that the variance of the efficient influence function is given by $\text{var}(\mathbb{IF}(\psi(\delta))) = \mathbb{E}[D_Y^2 + D_{q,\mu}^2 + D_\psi^2]$. We can further simplify this result by noting that

$$\begin{aligned}
\mathbb{E} \left[\frac{q_\delta^2(A | X)}{\pi^2(A | X)} (Y - \mu(X, A))^2 \right] &= \mathbb{E} \left[\mathbb{E} \left[\frac{q_\delta^2(A | X)}{\pi^2(A | X)} (Y - \mu(X, A))^2 \mid X, A \right] \right] \\
&= \mathbb{E} \left[\frac{q_\delta^2(A | X)}{\pi^2(A | X)} \mathbb{E} \left[(Y - \mu(X, A))^2 \mid X, A \right] \right] \\
&= \mathbb{E} \left[\frac{q_\delta^2(A | X)}{\pi^2(A | X)} \text{var}(Y \mid X, A) \right].
\end{aligned}$$

Furthermore, it follows that

$$\begin{aligned}
\mathbb{E} \left[\left(\mathbb{E}_Q [\mu(X, A) \mid X] - \psi \right)^2 \right] &= \mathbb{E} \left[\left(\mathbb{E}_Q [\mu(X, A) \mid X] - \int_x \int_a \mu(x, a) q_\delta(a | x) d\mathbb{P}(x) \right)^2 \right] \\
&= \mathbb{E} \left[\left(\mathbb{E}_Q [\mu(X, A) \mid X] - \mathbb{E} [\mathbb{E}_Q [\mu(X, A) \mid X]] \right)^2 \right] \\
&= \text{var} \left(\mathbb{E}_Q [\mu(X, A) \mid X] \right).
\end{aligned}$$

Therefore, the non-parametric efficiency bound can be written as

$$\mathbb{E} \left[\frac{q_\delta^2(A | X)}{\pi^2(A | X)} \left(\text{var}(Y \mid X, A) + [\mu(X, A) - \mathbb{E}_Q(\mu(X, A) \mid X)]^2 \right) \right] + \text{var} \left(\mathbb{E}_Q [\mu(X, A) \mid X] \right).$$

□

A.3 Proof of Lemma 1

Proof: First, we derive the lower bound. Since both $\mathbb{E} [(\mathbb{E}_Q [\mu(X, A) \mid X] - \psi)^2] \geq 0$ and $\text{var}_Q(\mu(X, A) \mid X) \geq 0$, it immediately follows that

$$\sigma_\delta^2 \geq \mathbb{E} \left[\left(\frac{q_\delta(A | X)}{\pi(A | X)} \right)^2 \text{var}(Y \mid X, A) \right]$$

where we say $\sigma_\delta^2 = \text{var}(\varphi(\delta))$. Now, under the assumption that $\sigma_{\min}^2 \leq \text{var}(Y \mid X, A)$ all that remains is to lower bound the expected squared likelihood ratio. To do so, suppose that there exists some countably finite set $\mathcal{A} = \cup_{k=1}^K [a_k, b_k]$ in the support of A where positivity holds. That is, for $a \in \mathcal{A}$ then $\pi(a | X) \geq \pi_{\min} > 0$ and $\pi(a | x) = 0$ almost surely elsewhere. Further

assume that $\pi(a | X) \leq \pi_{\max} < \infty$ for all $a \in \mathcal{A}$. Then, it follows that

$$\begin{aligned} \mathbb{E} \left[\left(\frac{q_\delta(A | X)}{\pi(A | X)} \right)^2 \right] &= \mathbb{E} \left[\sum_{k=1}^K \int_{a_k}^{b_k} \frac{q_\delta^2(a | X)}{\pi(a | X)} da \right] \\ &= \mathbb{E} \left[\frac{\sum_{k=1}^K \int_{a_k}^{b_k} e^{2\delta a} \pi(a | X) da}{\left(\sum_{k=1}^K \int_{a_k}^{b_k} \exp(\delta a) \pi(a | X) da \right)^2} \right] \\ &\geq \frac{\pi_{\min}}{\pi_{\max}^2} \left(\frac{\sum_{k=1}^K \int_{a_k}^{b_k} e^{2\delta a} da}{\left(\sum_{k=1}^K \int_{a_k}^{b_k} \exp(\delta a) da \right)^2} \right). \end{aligned}$$

From here, observe that

$$\frac{\sum_{k=1}^K \int_{a_k}^{b_k} e^{2\delta a} da}{\left(\sum_{k=1}^K \int_{a_k}^{b_k} \exp(\delta a) da \right)^2} = \frac{\frac{1}{2\delta} \sum_{k=1}^K (e^{2\delta b_k} - e^{2\delta a_k})}{\frac{1}{\delta^2} \left(\sum_{k=1}^K (e^{\delta b_k} - e^{\delta a_k}) \right)^2} = \frac{\delta}{2} \frac{\sum_{k=1}^K (u_k^2 - v_k^2)}{\left(\sum_{k=1}^K (u_k - v_k) \right)^2}$$

where $u_k = e^{\delta b_k}$ and $v_k = e^{\delta a_k}$. Note that $u_k > v_k$. Finally, we can complete the lower bound by applying the Cauchy-Schwarz inequality. Then, we can see that

$$\begin{aligned} \frac{\sum_{k=1}^K (u_k^2 - v_k^2)}{\left(\sum_{k=1}^K (u_k - v_k) \right)^2} &\geq \frac{\sum_{k=1}^K (u_k^2 - v_k^2)}{K \sum_{k=1}^K (u_k - v_k)^2} \\ &= \frac{\sum_{k=1}^K (u_k - v_k)(u_k + v_k)}{K \sum_{k=1}^K (u_k - v_k)^2} \\ &\geq \frac{\sum_{k=1}^K (u_k - v_k)(u_k - v_k)}{K \sum_{k=1}^K (u_k - v_k)^2} = \frac{1}{K}. \end{aligned}$$

Putting everything together, it follows that

$$\sigma_\delta^2 \geq \delta \left(\frac{\pi_{\min} \sigma_{\min}^2}{2\pi_{\max}^2 K} \right).$$

Note that when positivity holds across the entire support then $K = 1$. Next, for the upper bound observe that

$$\text{var}(Y | X, A) = \mathbb{E}[Y^2 | X, A] - \mathbb{E}[Y | X, A]^2 \leq \mathbb{E}[Y^2 | X, A] \leq B^2.$$

Following the same logic, since $|\mu(X, A)| = |\mathbb{E}[Y | X, A]| \leq B$ and therefore

$$\left| \mathbb{E}_Q(\mu(X, A) | X) \right| = \left| \int_a \mu(X, a) q_\delta(a | X) da \right| \leq B \left| \int_a q_\delta(a | X) da \right| = B,$$

it follows that

$$\text{var}\left(\mathbb{E}_Q[\mu(X, A) | X]\right) \leq \mathbb{E}\left[\mathbb{E}_Q[\mu(X, A) | X]^2\right] \leq B^2$$

and

$$\left(\mu(X, A) - \mathbb{E}_Q(\mu(X, A) | X) \right)^2 \leq \left(|\mu(X, A)| + |\mathbb{E}_Q(\mu(X, A) | X)| \right)^2 \leq 4B^2.$$

Thus, it follows that σ_δ^2 is upper bounded by

$$\sigma_\delta^2 \leq \mathbb{E} \left[\left(\frac{q_\delta(A | X)}{\pi(A | X)} \right)^2 (B^2 + 4B^2) \right] + B^2.$$

Now, all that remains is to upper bound the expected squared likelihood ratio. Observe that

$$\begin{aligned} \mathbb{E} \left[\left(\frac{q_\delta(A | X)}{\pi(A | X)} \right)^2 \right] &= \mathbb{E} \left[\sum_{k=1}^K \int_{a_k}^{b_k} \frac{q_\delta^2(a | X)}{\pi(a | X)} da \right] \\ &= \mathbb{E} \left[\frac{\sum_{k=1}^K \int_{a_k}^{b_k} e^{2\delta a} \pi(a | X) da}{\left(\sum_{k=1}^K \int_{a_k}^{b_k} \exp(\delta a) \pi(a | X) da \right)^2} \right] \\ &\leq \frac{\pi_{\max}}{\pi_{\min}^2} \frac{\sum_{k=1}^K \int_{a_k}^{b_k} e^{2\delta a} da}{\left(\sum_{k=1}^K \int_{a_k}^{b_k} \exp(\delta a) da \right)^2} \\ &= \frac{\pi_{\max}}{\pi_{\min}^2} \left(\frac{\delta}{2} \frac{\sum_{k=1}^K (u_k^2 - v_k^2)}{\left(\sum_{k=1}^K (u_k - v_k) \right)^2} \right) \end{aligned}$$

where $u_k = \exp(\delta b_k)$ and $v_k = \exp(\delta a_k)$ and $u_k > v_k$. From here, note that

$$\left(\sum_{k=1}^K (u_k - v_k) \right)^2 = \sum_{k=1}^K (u_k - v_k)^2 + \sum_{k=1}^K \sum_{j \neq k}^K (u_k - v_k)(u_j - v_j) \geq \sum_{k=1}^K (u_k - v_k)^2$$

since the cross-terms $(u_k - v_k)(u_j - v_j)$ are all strictly positive. This lets us say that

$$\begin{aligned} \frac{\sum_{k=1}^K (u_k^2 - v_k^2)}{\left(\sum_{k=1}^K (u_k - v_k) \right)^2} &\leq \frac{\sum_{k=1}^K (u_k - v_k)(u_k + v_k)}{\sum_{k=1}^K (u_k - v_k)^2} \\ &= \frac{\sum_{k=1}^K (u_k - v_k)^2 \coth\left(\frac{\delta(b_k - a_k)}{2}\right)}{\sum_{k=1}^K (u_k - v_k)^2} \\ &\leq \max_{k=1, \dots, K} \left\{ \coth\left(\frac{\delta(b_k - a_k)}{2}\right) \right\} \\ &\leq \coth\left(\frac{\delta L}{2}\right) \end{aligned}$$

where the first equality follows since

$$\frac{u_k + v_k}{u_k - v_k} = \frac{\exp(\delta b_k) + \exp(\delta a_k)}{\exp(\delta b_k) - \exp(\delta a_k)} = \coth\left(\frac{\delta(b_k - a_k)}{2}\right)$$

and the last inequality follows using the lower bound on the length of all intervals on which positivity holds, i.e., $b_k - a_k \geq L$ for all $k = 1, \dots, K$. Therefore,

$$\mathbb{E} \left[\left(\frac{q_\delta(A | X)}{\pi(A | X)} \right)^2 \right] \leq \left(\frac{\pi_{\max}}{\pi_{\min}^2} \right) \left(\frac{\delta}{2} \right) \coth\left(\frac{\delta L}{2}\right) \leq \left(\frac{\pi_{\max}}{\pi_{\min}^2} \right) \left(\frac{1}{L} + \frac{\delta}{2} \right)$$

where the final inequality follows since $x \coth(Cx) \leq 1/C + x$ for any constant C . Putting everything together, we arrive at a final upper bound of

$$\sigma_\delta^2 \leq \left(\frac{\pi_{\max}}{\pi_{\min}^2} \right) \left(\frac{1}{L} + \frac{\delta}{2} \right) 5B^2 + B^2 = B^2 \left(1 + \frac{5\pi_{\max}}{2\pi_{\min}^2} (2/L + \delta) \right).$$

□

A.4 Proof of Proposition 2

Proof: Suppose $\delta > 0$ and observe that

$$\begin{aligned} D_{\text{KL}}(q_\delta(a | X) || \pi(a | X)) &= \int_a q_\delta(a | X) \log \left(\frac{q_\delta(a | X)}{\pi(a | X)} \right) da \\ &= \int_a q_\delta(a | X) \log \left(\frac{e^{\delta a}}{\int_t e^{\delta t} \pi(t | X) dt} \right) da \\ &= \int_a q_\delta(a | X) \left(\delta a - \log \left(\int_t e^{\delta t} \pi(t | X) dt \right) \right) da \\ &= \delta \int_a a q_\delta(a | X) da - \log \left(\int_t e^{\delta t} \pi(t | X) dt \right) \int_a q_\delta(a | X) da \\ &= \delta \int_a a q_\delta(a | X) da - \log \left(\int_t e^{\delta t} \pi(t | X) dt \right), \end{aligned}$$

where the last step follows since $\int_a q_\delta(a | X) da = 1$. Note that we can think of $\int_a a q_\delta(a | X) da$ as $\mathbb{E}_Q[A | X]$ for some $A \sim q_\delta(a | X)$. From here, we will differentiate with respect to δ . Now, under the assumption that $\pi(a | X)$ is continuous, it follows that

$$\begin{aligned} \frac{\partial}{\partial \delta} \left\{ \log \left(\int_t e^{\delta t} \pi(t | X) dt \right) \right\} &= \frac{1}{\int_t e^{\delta t} \pi(t | X) dt} \left(\frac{\partial}{\partial \delta} \int_t e^{\delta t} \pi(t | X) dt \right) \\ &= \frac{1}{\int_t e^{\delta t} \pi(t | X) dt} \left(\int_t \frac{\partial}{\partial \delta} e^{\delta t} \pi(t | X) dt \right) \\ &= \frac{1}{\int_t e^{\delta t} \pi(t | X) dt} \left(\int_t t e^{\delta t} \pi(t | X) dt \right) \\ &= \int_a a q_\delta(a | X) da \end{aligned}$$

and

$$\begin{aligned} \frac{\partial}{\partial \delta} \left\{ \delta \int_a a q_\delta(a | X) da \right\} &= \int_a a q_\delta(a | X) da + \delta \left(\frac{\partial}{\partial \delta} \int_a a q_\delta(a | X) da \right) \\ &= \int_a a q_\delta(a | X) da + \delta \left(\int_a \frac{\partial}{\partial \delta} a q_\delta(a | X) da \right). \end{aligned}$$

Finally, to complete the proof, observe that

$$\begin{aligned} \frac{\partial}{\partial \delta} \{ a q_\delta(a | X) \} &= \frac{\partial}{\partial \delta} \left\{ \frac{a e^{\delta a} \pi(a | X)}{\int_t e^{\delta t} \pi(t | X) dt} \right\} \\ &= \frac{a^2 e^{\delta a} \pi(a | X)}{\int_t e^{\delta t} \pi(t | X) dt} - \frac{(a e^{\delta a} \pi(a | X)) \left(\int_t t e^{\delta t} \pi(t | X) dt \right)}{\left(\int_t e^{\delta t} \pi(t | X) dt \right)^2}, \end{aligned}$$

so it follows that

$$\begin{aligned} \frac{\partial}{\partial \delta} \left\{ D_{\text{KL}}(q_\delta(a | X) \parallel \pi(a | X)) \right\} &= \delta \left(\frac{\int_a a^2 e^{\delta a} \pi(a | X) da}{\int_t e^{\delta t} \pi(t | X) dt} - \left(\frac{\int_a a e^{\delta a} \pi(a | X) da}{\int_t e^{\delta t} \pi(t | X) dt} \right)^2 \right) \\ &= \delta \left(\int_a a^2 q_\delta(a | X) da - \left(\int_a a q_\delta(a | X) da \right)^2 \right) \end{aligned}$$

which is equal to $\delta \text{var}_Q(A | X)$. Now, we evaluate the second derivative with respect to δ . Here, it follows that

$$\frac{\partial}{\partial \delta} \{ \delta \text{var}_Q(A | X) \} = \text{var}_Q(A | X) + \delta \left(\frac{\partial}{\partial \delta} \text{var}_Q(A | X) \right).$$

Following similar steps from before, we can see that

$$\begin{aligned} \frac{\partial}{\partial \delta} \left\{ \int_a a^2 q_\delta(a | X) da \right\} &= \frac{\int_a a^3 e^{\delta a} \pi(a | X) da}{\int_t e^{\delta t} \pi(t | X) dt} - \frac{(\int_a a^2 e^{\delta a} \pi(a | X) da) (\int_t t e^{\delta t} \pi(t | X) dt)}{(\int_t e^{\delta t} \pi(t | X) dt)^2} \\ &= \mathbb{E}_Q[A^3 | X] - \mathbb{E}_Q[A^2 | X] \mathbb{E}_Q[A | X] \end{aligned}$$

and

$$\begin{aligned} \frac{\partial}{\partial \delta} \left\{ \left(\int_a a q_\delta(a | X) da \right)^2 \right\} &= 2 \int_a a q_\delta(a | X) da \left(\int_a a^2 q_\delta(a | X) da - \left(\int_a a q_\delta(a | X) da \right)^2 \right) \\ &= 2 \mathbb{E}_Q[A | X] \left(\mathbb{E}_Q[A^2 | X] - \mathbb{E}_Q[A | X]^2 \right). \end{aligned}$$

Then, using the fact that

$$\mathbb{E}_Q[A^3 | X] - 3 \mathbb{E}_Q[A^2 | X] \mathbb{E}_Q[A | X] + 2 \mathbb{E}_Q[A | X]^3 = \mathbb{E}_Q[(A - \mathbb{E}_Q[A | X])^3 | X]$$

it follows that

$$\frac{\partial^2}{\partial \delta^2} \left\{ D_{\text{KL}}(q_\delta(a | X) \parallel \pi(a | X)) \right\} = \text{var}_Q(A | X) + \delta \mathbb{E}_Q[(A - \mathbb{E}_Q[A | X])^3 | X].$$

If we instead were interested about the Kullback-Leibler divergence between $\pi(a | X)$ and $q_\delta(a | X)$, we can see that

$$\begin{aligned} D_{\text{KL}}(\pi(a | X) \parallel q_\delta(a | X)) &= \int_a \pi(a | X) \log \left(\frac{\pi(a | X)}{q_\delta(a | X)} \right) da \\ &= \int_a \pi(a | X) \left(\log \left(\int_t e^{\delta t} \pi(t | X) dt \right) - \delta a \right) da \\ &= \log \left(\int_t e^{\delta t} \pi(t | X) dt \right) - \delta \int_a a \pi(a | X) da, \end{aligned}$$

which yields a first and second derivative of

$$\begin{aligned} \frac{\partial}{\partial \delta} \left\{ D_{\text{KL}}(\pi(a | X) \parallel q_\delta(a | X)) \right\} &= \mathbb{E}_Q[A | X] - \mathbb{E}[A | X] \\ \frac{\partial^2}{\partial \delta^2} \left\{ D_{\text{KL}}(\pi(a | X) \parallel q_\delta(a | X)) \right\} &= \text{var}_Q(A | X). \end{aligned}$$

□

A.5 Proof of Theorem 2

Proof: Let P_0 and P_1 denote distributions in \mathcal{P} such that $P_0 = \otimes_{i=1}^n P_{0i}$ and $P_1 = \otimes_{i=1}^n P_{1i}$. Then, recall from Tsybakov [2009] that if

$$H^2(P_0, P_1) \leq \alpha < 2$$

and $\psi(p_{0i}) - \psi(p_{1i}) \geq s > 0$ for a functional $\psi : \mathcal{P} \rightarrow \mathbb{R}$ for all $i = 1, \dots, n$ then,

$$\inf_{\hat{\psi}} \sup_{P \in \mathcal{P}} \mathbb{E}_P \left[\ell \left(\hat{\psi} - \psi(P) \right) \right] \geq \ell(s/2) \left(\frac{1 - \sqrt{\alpha(1 - \alpha/4)}}{2} \right)$$

for any monotonic non-negative loss function ℓ . Thus, for some $\varepsilon > 0$, consider the following null density and fluctuated alternative:

$$\begin{aligned} p_0(z) &= p(y | x, a)p(a | x)p(x) \\ p_1(z) &= \left[p(y | x, a)(1 + \varepsilon\phi_y(z; p)) \right] p(a | x)p(x) \end{aligned}$$

where we define

$$\phi_y(z; p) = \frac{q_\delta(a | x)}{p(a | x)} (y - \mu(x, a)).$$

Additionally, let

$$\begin{aligned} \phi_\psi(z; p) &= \frac{q_\delta(a | x)}{p(a | x)} \left(\mu(x, a) - \int q_\delta(a | x) \mu(x, a) da \right) \\ \phi_{q, \mu}(z; p) &= \int \mu(x, a) q(a | x) da - \psi \end{aligned}$$

such that $\varphi(z; p) = \phi_y(z; p) + \phi_{q, \mu}(z; p) + \phi_\psi(z; p)$. With these definitions in place, we will first evaluate the functional separation. Applying the von-Mises expansion, we can see that

$$\psi(p_0) - \psi(p_1) - R_2(p_0, p_1) = - \int \varphi(z; p_0) p_1(z) dz.$$

Then, plugging in our definitions of $p_1(z)$ we find

$$\begin{aligned} - \int \varphi(z; p_0) p_1(z) dz &= - \int \varphi(z; p_0) \left[p(y | x, a)(1 + \varepsilon\phi_y(z; p)) \right] p(a | x)p(x) dz \\ &= - \int \varphi(z; p) p(z) dz - \varepsilon \int \left(\varphi(z; p_0) \phi_y(z; p) \right) p(y | x, a) p(a | x) p(x) dz. \end{aligned}$$

From here, we can see that the first integral is zero, since $\varphi(\cdot)$ is mean-zero. Next, by expanding out $\varphi(z; p_0) \phi_y(z; p)$ it follows that

$$-\varepsilon \int \left(\varphi(z; p_0) \phi_y(z; p) \right) p(y | x, a) p(a | x) p(x) dz = -\varepsilon \int \phi_y(z; p)^2 p(z) dz,$$

as each of the cross-terms are zero. That is,

$$\begin{aligned} \int \phi_y(z; p) \phi_{q, \mu} p(z) dz &= 0 \\ \int \phi_y(z; p) \phi_\psi p(z) dz &= 0 \\ \int \phi_{q, \mu}(z; p) \phi_\psi p(z) dz &= 0 \end{aligned}$$

as shown in the proof of [Theorem 1](#). Thus, we are left with

$$\psi(p_0) - \psi(p_1) - R_2(p_0, p_1) = -\varepsilon \int \phi_y(z; p)^2 p(z) dz.$$

Furthermore, it can be shown that the remainder term $R_2(p_0, p_1)$ under the null and fluctuated alternative densities is also equal to zero. Recall that by [Proposition 3](#) it follows that $R_2(p_0, p_1) = R_1 + R_2$ where

$$R_1 = \mathbb{E} \left[\left(\int_a \frac{q_1(a | X)}{p_1(a | X)} \mu_0(X, a) p_0(a | X) da \right) \left(\int_a \frac{q_0(a | X)}{p_0(a | X)} (p_1(a | X) - p_0(a | X)) da \right)^2 \right]$$

$$R_2 = \mathbb{E} \left[\int_a \left(\frac{q_0(a | X)}{p_0(a | X)} - \frac{q_1(a | X)}{p_1(a | X)} \right) \left((p_1(a | X) \mu_1(X, a) - p_0(a | x) \mu_0(X, a)) \right) da \right],$$

which evaluates to zero, because under the null and fluctuated densities $p_0(a | X) = p_1(a | X)$. This simplifies our functional separation to

$$|\psi(p_0) - \psi(p_1)| = \varepsilon \left| \int \phi_y(z; p)^2 p(z) dz \right|.$$

Thus, all that remains is to bound the integral of $\phi_y(z; p)^2$. By [Lemma 1](#), it follows that

$$|\psi(p_0) - \psi(p_1)| \geq \varepsilon \left(\frac{p_{\min} \sigma_{\min}^2}{p_{\max}^2} \right) \delta$$

where we assume that $p_{\min} \leq p(a | x) \leq p_{\max}$ for all a, x and $\sigma_{\min}^2 \leq \text{var}(Y | X, A)$. Note that this corresponds to the setting under [Lemma 1](#) in which $K = 1$ and $L = 1$. This satisfies the functional separation requirement. Next, we evaluate the χ^2 -distance between the null density and fluctuated alternative. Observe that

$$\begin{aligned} \chi^2(p_1, p_0) &= \int \left(\frac{p_1(z)}{p_0(z)} \right)^2 p_0(z) dz - 1 \\ &= \int \frac{p_1^2(z)}{p_0(z)} - 1 \\ &= \int \frac{([p(y | x, a)(1 + \varepsilon \phi_y(z; p))]) p(a | x) p(x)}{p_0(z)} dz - 1 \\ &= \int \frac{(p_0(z) + \varepsilon \phi_y(z; p) p_0(z))^2}{p_0(z)} dz - 1 \\ &= \int (p_0(z) + 2\varepsilon \phi_y(z; p) p_0(z) + \varepsilon^2 \phi_y(z; p)^2 p_0(z)) - 1 \end{aligned}$$

Then, using the fact that $\int p_0(z) dz = 1$ and

$$\begin{aligned} \int \phi_y(z; p) p_0(z) dz &= \int \frac{q_\delta(a | x)}{p(a | x)} (y - \mu(x, a)) p_0(z) dz \\ &= \int \frac{q_\delta(a | x)}{p(a | x)} (\mu(x, a) - \mu(x, a)) p(y | x, a) p(a | x) p(x) dz = 0 \end{aligned}$$

it follows that

$$\chi^2(p_1, p_0) = \varepsilon^2 \int \phi_y(z; p)^2 p_0(z) dz.$$

Now, we need to upper bound $\int \phi_y(z; p)^2 p_0(z) dz$. Again, by [Lemma 1](#) it follows that

$$\chi^2(p_1, p_0) \leq \varepsilon^2 B^2 \left(1 + \frac{5p_{\max}}{2p_{\min}^2} (2 + \delta) \right)$$

under the additional assumption that $|Y| \leq B$ with probability one. To complete the proof, we make use of the fact that the χ^2 distance upper bounds the Hellinger distance in the sense that for distributions P_0 and P_1 , $H^2(P_0, P_1) \leq \sqrt{\chi^2(P_0, P_1)}$. Therefore, if we show that $\sqrt{\chi^2(P_0, P_1)} < \alpha$, for some $\alpha < 2$, it must also hold for $H^2(P_0, P_1)$. From here, recall that for product measures $P_0 = \otimes_{i=1}^n p_{0i}$ and $P_1 = \otimes_{i=1}^n p_{1i}$, then

$$\chi^2(P_0, P_1) = \prod_{i=1}^n \left(1 + \chi^2(p_{0i}, p_{1i}) \right) - 1,$$

so we must show that $\chi^2(P_0, P_1) < \alpha^2 + 1$. Then, after taking the natural logarithm,

$$\begin{aligned} \log \left(\prod_{i=1}^n \left(1 + \chi^2(p_{0i}, p_{1i}) \right) \right) &= \sum_{i=1}^n \log \left(1 + \chi^2(p_{0i}, p_{1i}) \right) \\ &\leq n \log \left(1 + \varepsilon^2 B^2 \left(1 + \frac{5p_{\max}}{2p_{\min}^2} (2 + \delta) \right) \right) \\ &\leq n \varepsilon^2 B^2 \left(1 + \frac{5p_{\max}}{2p_{\min}^2} (2 + \delta) \right). \end{aligned}$$

Thus, it suffices to show that

$$n \varepsilon^2 B^2 \left(1 + \frac{5p_{\max}}{2p_{\min}^2} (2 + \delta) \right) < \alpha^2 + 1$$

for some $\alpha < 2$, which clearly holds when

$$\varepsilon^2 < \frac{\alpha^2 + 1}{n B^2 \left(1 + 5p_{\max}/2p_{\min}^2 (2 + \delta) \right)}.$$

If we assume $\delta \geq 2$, then it follows that

$$\begin{aligned} \frac{\alpha^2 + 1}{n B^2 \left(1 + 5p_{\max}/2p_{\min}^2 (2 + \delta) \right)} &\geq \frac{\alpha^2 + 1}{n B^2 \left(1 + 10p_{\max}/2p_{\min}^2 \delta \right)} \\ &\geq \frac{\alpha^2 + 1}{n B^2 \left(1 + 10p_{\max}^2/2p_{\min}^2 \delta \right)} \\ &\geq \frac{\alpha^2 + 1}{10n B^2 (p_{\max}^2/p_{\min}^2) \delta}. \end{aligned}$$

Thus, we set $\varepsilon^2 = \alpha^2 / 10n B^2 (p_{\max}^2/p_{\min}^2) \delta$. Putting everything together, since

$$s = \varepsilon \left(\frac{p_{\min} \sigma_{\min}^2}{p_{\max}^2} \right) \delta = \sqrt{\frac{\alpha^2}{10n B^2 (p_{\max}^2/p_{\min}^2) \delta}} \left(\frac{p_{\min} \sigma_{\min}^2}{p_{\max}^2} \right) \delta = \sqrt{\frac{\delta}{n}} \left(\frac{\alpha p_{\min}^2 \sigma_{\min}^2}{\sqrt{10} B p_{\max}^3} \right),$$

we can see that

$$\inf_{\hat{\psi}} \sup_{P \in \mathcal{P}} \mathbb{E}_P \left[\ell \left(\hat{\psi} - \psi(\delta) \right) \right] \geq \ell \left(\sqrt{\frac{\delta}{n}} \left(\frac{\alpha p_{\min}^2 \sigma_{\min}^2}{2\sqrt{10} B p_{\max}^3} \right) \right) \left(\frac{1 - \sqrt{\alpha(1 - \alpha/4)}}{2} \right).$$

From here, if we are interested in the root mean squared error as our loss function, it follows that

$$\inf_{\hat{\psi}} \sup_{P \in \mathcal{P}} \mathbb{E}_P \left| \hat{\psi} - \psi(\delta) \right| \geq \sqrt{\frac{C}{n/\delta}}$$

where

$$C = \left(\frac{\alpha p_{\min}^2 \sigma_{\min}^2}{2\sqrt{10} B p_{\max}^3} \right) \left(\frac{1 - \sqrt{\alpha(1 - \alpha/4)}}{2} \right).$$

Finally, note that although we have considered the set of models \mathcal{P} lower bounded densities, we can immediately extend this result to the set of models that only have upper bounded densities, \mathcal{P}' . This follows since

$$\inf_{\hat{\psi}} \sup_{P \in \{\mathcal{P} \cup \mathcal{P}'\}} \mathbb{E}_P \left| \hat{\psi} - \psi(\delta) \right| \geq \inf_{\hat{\psi}} \sup_{P \in \mathcal{P}} \mathbb{E}_P \left| \hat{\psi} - \psi(\delta) \right| \geq \sqrt{\frac{C}{n/\delta}}.$$

□

A.6 Proof of Proposition 3

Proof: Recall that for two distributions, \mathbb{P} and $\hat{\mathbb{P}}$, the remainder term in the von-Mises expansion is given by

$$\begin{aligned} R_2(\hat{\mathbb{P}}, \mathbb{P}) &= \psi(\hat{\mathbb{P}}) - \psi(\mathbb{P}) - \int \varphi(z; \hat{\mathbb{P}}) d(\hat{\mathbb{P}} - \mathbb{P})(z) \\ &= \psi(\hat{\mathbb{P}}) - \psi(\mathbb{P}) + \int \varphi(z; \hat{\mathbb{P}}) d\mathbb{P}(z) - \int \varphi(z; \hat{\mathbb{P}}) d\hat{\mathbb{P}}(z) \\ &= \psi(\hat{\mathbb{P}}) - \psi(\mathbb{P}) + \int \varphi(z; \hat{\mathbb{P}}) d\mathbb{P}(z) \quad (\text{Since } \varphi \text{ is mean-zero}) \\ &= \cancel{\psi(\hat{\mathbb{P}})} - \psi(\mathbb{P}) + \int \phi(z; \hat{\mathbb{P}}) d\mathbb{P}(z) - \cancel{\psi(\hat{\mathbb{P}})} \\ &= \mathbb{E}_{\mathbb{P}} \left[\phi(Z; \hat{\mathbb{P}}) - \psi(\mathbb{P}) \right] \end{aligned}$$

where $\phi(Z; \mathbb{P}) = \varphi(Z; \mathbb{P}) - \psi(\mathbb{P})$. For notational convenience, we use the shorthand script $\pi_a = \pi(a | X)$, $\mu_a = \mu(X, a)$, and $f_\delta(\pi_a) = f_\delta(\pi(a | X))$. Then, leveraging our results from Proposition 1 it follows that

$$\begin{aligned} R_2(\hat{\mathbb{P}}, \mathbb{P}) &= \mathbb{E}_{\mathbb{P}} \left[\frac{f_\delta(\hat{\pi}(A | X))}{\hat{\pi}(A | X) \sum_t f_\delta(\hat{\pi}_t)} \left(Y - \hat{\mu}(X, A) \right) + \right. & (i) \\ & \left(\frac{f'_\delta(\hat{\pi}(A | X)) \hat{\mu}(X, A)}{\sum_t f_\delta(\hat{\pi}_t)} - \frac{\sum_t f'_\delta(\hat{\pi}_t) \hat{\pi}_t \hat{\mu}_t}{\sum_t f_\delta(\hat{\pi}_t)} \right) - & (ii) \\ & \frac{\sum_t f_\delta(\hat{\pi}_t) \hat{\mu}_t}{[\sum_t f_\delta(\hat{\pi}_t)]^2} \left(f'_\delta(\hat{\pi}(A | X)) - \sum_t f'_\delta(\hat{\pi}_t) \hat{\pi}_t \right) + & (iii) \\ & \left. \frac{\sum_t \mu_t f_\delta(\hat{\pi}_t)}{\sum_t f_\delta(\hat{\pi}_t)} - \psi(\mathbb{P}) \right]. & (iv) \end{aligned}$$

From here, we simplify the remainder by applying the law of iterated expectations. Observe that

$$\begin{aligned}
(i) &= \mathbb{E} \left[\mathbb{E} \left[\frac{f_\delta(\hat{\pi}(A | X))}{\hat{\pi}(A | X) \sum_t f_\delta(\hat{\pi}_t)} (Y - \hat{\mu}(X, A)) \mid X, A \right] \right] \\
&= \mathbb{E} \left[\frac{f_\delta(\hat{\pi}(A | X))}{\hat{\pi}(A | X) \sum_t f_\delta(\hat{\pi}_t)} (\mu(X, A) - \hat{\mu}(X, A)) \right] \\
&= \mathbb{E} \left[\mathbb{E} \left[\frac{f_\delta(\hat{\pi}(A | X))}{\hat{\pi}(A | X) \sum_t f_\delta(\hat{\pi}_t)} (\mu(X, A) - \hat{\mu}(X, A)) \mid X \right] \right] \\
&= \mathbb{E} \left[\sum_a \frac{f_\delta(\hat{\pi}_a) \pi_a}{\hat{\pi}_a \sum_t f_\delta(\hat{\pi}_t)} (\mu_a - \hat{\mu}_a) \right].
\end{aligned}$$

Similarly, the other terms in the remainder can be expressed as

$$\begin{aligned}
(ii) &= \mathbb{E} \left[\left(\frac{f'_\delta(\hat{\pi}(A | X)) \hat{\mu}(X, A)}{\sum_t f_\delta(\hat{\pi}_t)} - \frac{\sum_t f'_\delta(\hat{\pi}_t) \hat{\pi}_t \hat{\mu}_t}{\sum_t f_\delta(\hat{\pi}_t)} \right) \right] \\
&= \mathbb{E} \left[\frac{1}{\sum_t f_\delta(\hat{\pi}_t)} \sum_a \left(f'_\delta(\hat{\pi}_a) \hat{\mu}_a - \sum_t f'_\delta(\hat{\pi}_t) \hat{\pi}_t \hat{\mu}_t \right) \pi_a \right] \\
&= \mathbb{E} \left[\frac{1}{\sum_t f_\delta(\hat{\pi}_t)} \sum_a f'_\delta(\hat{\pi}_a) \hat{\mu}_a \pi_a - \frac{1}{\sum_t f_\delta(\hat{\pi}_t)} \sum_t f'_\delta(\hat{\pi}_t) \hat{\pi}_t \hat{\mu}_t \right] \\
&= \mathbb{E} \left[\frac{1}{\sum_t f_\delta(\hat{\pi}_t)} \sum_a f'_\delta(\hat{\pi}_a) \hat{\mu}_a (\pi_a - \hat{\pi}_a) \right]
\end{aligned}$$

and

$$\begin{aligned}
(iii) &= \mathbb{E} \left[\frac{\sum_t f_\delta(\hat{\pi}_t) \hat{\mu}_t}{[\sum_t f_\delta(\hat{\pi}_t)]^2} \left(f'_\delta(\hat{\pi}(A | X)) - \sum_t f'_\delta(\hat{\pi}_t) \hat{\pi}_t \right) \right] \\
&= \mathbb{E} \left[\frac{\sum_t f_\delta(\hat{\pi}_t) \hat{\mu}_t}{[\sum_t f_\delta(\hat{\pi}_t)]^2} \left(\sum_a f'_\delta(\hat{\pi}_a) \pi_a - \sum_t f'_\delta(\hat{\pi}_t) \hat{\pi}_t \right) \right] \\
&= \mathbb{E} \left[\frac{\sum_t f_\delta(\hat{\pi}_t) \hat{\mu}_t}{[\sum_t f_\delta(\hat{\pi}_t)]^2} \left(\sum_a f'_\delta(\hat{\pi}_a) (\pi_a - \hat{\pi}_a) \right) \right]
\end{aligned}$$

and finally

$$(iv) = \mathbb{E} \left[\frac{\sum_t \mu_t f_\delta(\hat{\pi}_t)}{\sum_t f_\delta(\hat{\pi}_t)} - \psi(\mathbb{P}) \right].$$

Then, putting everything together, it follows that

$$\begin{aligned}
R_2(\hat{\mathbb{P}}, \mathbb{P}) &= \mathbb{E} \left[\frac{1}{\sum_t f_\delta(\hat{\pi}_t)} \sum_a \frac{f_\delta(\hat{\pi}_a) \pi_a}{\hat{\pi}_a} (\mu_a - \hat{\mu}_a) - \frac{\sum_t f_\delta(\hat{\pi}_t) \hat{\mu}_t}{[\sum_t f_\delta(\hat{\pi}_t)]^2} \left(\sum_a f'_\delta(\hat{\pi}_a) (\pi_a - \hat{\pi}_a) \right) + \right. \\
&\quad \left. \frac{1}{\sum_t f_\delta(\hat{\pi}_t)} \sum_a f'_\delta(\hat{\pi}_a) \hat{\mu}_a (\pi_a - \hat{\pi}_a) + \frac{\sum_t \mu_t f_\delta(\hat{\pi}_t)}{\sum_t f_\delta(\hat{\pi}_t)} - \psi(\mathbb{P}) \right].
\end{aligned}$$

From here, we will proceed with a Taylor series expansion argument. Observe that

$$f_\delta(\pi_a) - f_\delta(\hat{\pi}_a) = f'_\delta(\hat{\pi}_a)(\pi_a - \hat{\pi}_a) + \underbrace{f''_\delta(\pi_a^*)(\pi_a - \hat{\pi}_a)^2}_{r(a, X)}$$

where π_a^* is between π_a and $\hat{\pi}_a$. Substituting in $r(a, X)$ and adding and subtracting the term $f_\delta(\pi_a)$, we can see that

$$\begin{aligned} R_2(\hat{\mathbb{P}}, \mathbb{P}) = \mathbb{E} & \left[\frac{1}{\sum_t f_\delta(\hat{\pi}_t)} \sum_a \left(\frac{f_\delta(\hat{\pi}_a)\pi_a}{\hat{\pi}_a} + f_\delta(\pi_a) - f_\delta(\pi_a) \right) (\mu_a - \hat{\mu}_a) - \right. \\ & \frac{\sum_a f_\delta(\hat{\pi}_a)\hat{\mu}_a}{[\sum_t f_\delta(\hat{\pi}_t)]^2} \sum_a \left(f_\delta(\pi_a) - f_\delta(\hat{\pi}_a) - r(a, X) \right) + \\ & \frac{1}{\sum_t f_\delta(\hat{\pi}_t)} \sum_a \left(f_\delta(\pi_a) - f_\delta(\hat{\pi}_a) - r(a, X) \right) \hat{\mu}_a + \\ & \left. \frac{1}{\sum_t f_\delta(\hat{\pi}_t)} \sum_a f_\delta(\hat{\pi}_a)\hat{\mu}_a - \psi \right]. \end{aligned}$$

From here, expanding out this expression and making cancellations reduces the remainder term to

$$\begin{aligned} R_2(\hat{\mathbb{P}}, \mathbb{P}) = \mathbb{E} & \left[\frac{1}{\sum_t f_\delta(\hat{\pi}_t)} \sum_a \left(\frac{f_\delta(\hat{\pi}_a)\pi_a}{\hat{\pi}_a} - f_\delta(\pi_a) \right) (\mu_a - \hat{\mu}_a) - \right. \\ & \frac{\sum_a f_\delta(\hat{\pi}_a)\hat{\mu}_a}{[\sum_a f_\delta(\hat{\pi}_t)]^2} \sum_t \left(f_\delta(\pi_a) - f_\delta(\hat{\pi}_a) \right) + \sum_a \frac{f_\delta(\hat{\pi}_a)\hat{\mu}_a}{[\sum_t f_\delta(\hat{\pi}_t)]^2} \sum_a r(a, X) - \\ & \left. \frac{1}{\sum_t f_\delta(\hat{\pi}_t)} \sum_a r(a, X)\hat{\mu}_a + \sum_a f_\delta(\pi_a)\mu_a \left(\frac{1}{\sum_t f_\delta(\hat{\pi}_t)} - \frac{1}{\sum_t f_\delta(\pi_t)} \right) \right]. \end{aligned}$$

Finally, to algebraically manipulate our expression into second-order terms, let $u = \sum_a f_\delta(\pi_a)\mu_a$ and $v = \sum_a f_\delta(\hat{\pi}_a)$. Then, it is clear that

$$\begin{aligned} u \left(\frac{1}{\hat{v}} - \frac{1}{v} \right) - \hat{u} \left(\frac{v - \hat{v}}{\hat{v}^2} \right) = & \left\{ \sum_a f_\delta(\pi_a)\mu_a \left(\frac{1}{\sum_t f_\delta(\hat{\pi}_t)} - \frac{1}{\sum_t f_\delta(\pi_t)} \right) - \right. \\ & \left. \frac{\sum_a f_\delta(\hat{\pi}_a)\hat{\mu}_a}{[\sum_t f_\delta(\hat{\pi}_t)]^2} \sum_t \left(f_\delta(\pi_a) - f_\delta(\hat{\pi}_a) \right) \right\}. \end{aligned}$$

Furthermore, we can show that this expression can be written in terms of products of differences between distributions by noting that

$$\begin{aligned} u \left(\frac{1}{\hat{v}} - \frac{1}{v} \right) - \hat{u} \left(\frac{v - \hat{v}}{\hat{v}^2} \right) &= (u - \hat{u} + \hat{u}) \left(\frac{1}{\hat{v}} - \frac{1}{v} \right) - \hat{u} \left(\frac{v - \hat{v}}{\hat{v}^2} \right) \\ &= (u - \hat{u}) \left(\frac{1}{\hat{v}} - \frac{1}{v} \right) - \hat{u} \left(\frac{(\hat{v} - v)^2}{v\hat{v}^2} \right). \end{aligned}$$

This allows us to obtain the final expression,

$$\begin{aligned}
R_2(\widehat{\mathbb{P}}, \mathbb{P}) = \mathbb{E} & \left[\frac{1}{\sum_t f_\delta(\widehat{\pi}_t)} \sum_a \left(\frac{f_\delta(\widehat{\pi}_a)\pi_a}{\widehat{\pi}_a} - f_\delta(\pi_a) \right) (\mu_a - \widehat{\mu}_a) - \right. \\
& \frac{\sum_a f_\delta(\widehat{\pi}_a)\widehat{\mu}_a}{\sum_t f_\delta(\pi_t) [\sum_t f_\delta(\widehat{\pi}_t)]^2} \left(\sum_t f_\delta(\pi_a) - f_\delta(\widehat{\pi}_a) \right)^2 + \\
& \sum_a \frac{f_\delta(\widehat{\pi}_a)\widehat{\mu}_a}{[\sum_t f_\delta(\widehat{\pi}_t)]^2} \sum_a r(a, X) - \frac{1}{\sum_t f_\delta(\widehat{\pi}_t)} \sum_a r(a, X)\widehat{\mu}_a + \\
& \left. \sum_a \left(f_\delta(\pi_a)\mu_a - f_\delta(\widehat{\pi}_a)\widehat{\mu}_a \right) \left(\frac{1}{\sum_t f_\delta(\widehat{\pi}_t)} - \frac{1}{\sum_t f_\delta(\pi_t)} \right) \right],
\end{aligned}$$

which confirms that the remainder term from the von-Mises expansion is a second-order product of errors. In the case that we are using the exponentially tilted intervention distribution, using the fact that

$$\begin{aligned}
r(a, X) &= f_\delta(\pi_a) - f_\delta(\widehat{\pi}_a) - f'(\widehat{\pi}_a)(\pi_a - \widehat{\pi}_a) \\
&= \exp(\delta a)(\pi_a - \widehat{\pi}_a) - \exp(\delta a)(\pi_a - \widehat{\pi}_a) \\
&= 0,
\end{aligned}$$

it follows that the remainder term $R_2(\widehat{\mathbb{P}}, \mathbb{P})$ simplifies to

$$\begin{aligned}
R_2(\widehat{\mathbb{P}}, \mathbb{P}) &= \mathbb{E} \left[\frac{\sum_a \exp(\delta a)\widehat{\pi}_a\widehat{\mu}_a}{\sum_t e^{\delta t}\pi_t [\sum_t e^{\delta t}\widehat{\pi}_t]^2} \left(\sum_a \exp(\delta a)(\pi_a - \widehat{\pi}_a) \right)^2 + \right. \\
& \left. \sum_a \left(\exp(\delta a)(\pi_a\mu_a - \widehat{\pi}_a\widehat{\mu}_a) \right) \left(\frac{1}{\sum_t e^{\delta t}\widehat{\pi}_t} - \frac{1}{\sum_t e^{\delta t}\pi_t} \right) \right] \\
&= \mathbb{E} \left[\sum_a \frac{q_\delta}{\pi_a} \widehat{\pi}_a\widehat{\mu}_a \left(\sum_a \frac{\widehat{q}_\delta}{\widehat{\pi}_a} (\pi_a - \widehat{\pi}_a) \right)^2 + \sum_a \left(\frac{\widehat{q}_\delta}{\widehat{\pi}_a} - \frac{q_\delta}{\pi} \right) (\pi_a\mu_a - \widehat{\pi}_a\widehat{\mu}_a) \right].
\end{aligned}$$

Then, after adding and subtracting $\pi_a\widehat{\mu}_a$ in the second term, we arrive at the final expression of $R_2(\widehat{\mathbb{P}}, \mathbb{P}) = R_1 + R_2$ where

$$\begin{aligned}
R_1 &= \mathbb{E} \left[\left(\int_a \frac{q_\delta}{\pi_a} \widehat{\mu}_a \widehat{\pi}_a da \right) \left(\int_a \frac{\widehat{q}_\delta}{\widehat{\pi}_a} (\pi_a - \widehat{\pi}_a) da \right)^2 \right] \\
R_2 &= \mathbb{E} \left[\int_a \left(\frac{\widehat{q}_\delta}{\widehat{\pi}_a} - \frac{q_\delta}{\pi_a} \right) \left((\pi_a - \widehat{\pi}_a)\widehat{\mu}_a + (\mu_a - \widehat{\mu}_a)\pi_a \right) da \right].
\end{aligned}$$

□

A.7 Proof of Equation (2)

Proof: We begin by bounding the term R_1 . Suppose that $\pi_{\min} \leq \min \{\pi(a | x), \hat{\pi}(a | x)\}$ for all a, x . Then,

$$\begin{aligned}
R_1 &= \mathbb{E} \left[\left(\int_a \frac{q_\delta}{\pi_a} \hat{\mu}_a \hat{\pi}_a da \right) \left(\int_a \frac{\hat{q}_\delta}{\hat{\pi}_a} (\pi_a - \hat{\pi}_a) da \right)^2 \right] \\
&= \mathbb{E} \left[\left(\int_a \frac{q_\delta}{\pi_a} \hat{\mu}_a \hat{\pi}_a da \right) \left(\int_a \frac{\hat{q}_\delta}{\hat{\pi}_a} (\pi_a - \hat{\pi}_a) \frac{\sqrt{\pi_a}}{\sqrt{\pi_a}} da \right)^2 \right] \\
&\leq \frac{1}{\pi_{\min}} \mathbb{E} \left[\left(\int_a \frac{q_\delta}{\pi_a} \hat{\mu}_a \hat{\pi}_a da \right) \left(\int_a \frac{\hat{q}_\delta}{\hat{\pi}_a} (\pi_a - \hat{\pi}_a) \sqrt{\pi_a} da \right)^2 \right] \\
&\leq \frac{1}{\pi_{\min}} \mathbb{E} \left[\left(\int_a \frac{q_\delta}{\pi_a} \hat{\mu}_a \hat{\pi}_a da \right) \left(\int_a \left(\frac{\hat{q}_\delta}{\hat{\pi}_a} \right)^2 da \right) \left(\int_a (\pi_a - \hat{\pi}_a)^2 \pi_a da \right) \right] \\
&\leq \frac{1}{\pi_{\min}} \left\| \left(\int_a \frac{q_\delta}{\pi_a} \hat{\mu}_a \hat{\pi}_a da \right) \left(\int_a \left(\frac{\hat{q}_\delta}{\hat{\pi}_a} \right)^2 da \right) \right\|_\infty \|\pi_A - \hat{\pi}_A\|_2^2
\end{aligned}$$

where the second inequality follows by applying Cauchy-Schwarz, and the third by applying Holder's inequality. From here, we can see that

$$\int_a \frac{q_\delta}{\pi_a} \hat{\mu}_a \hat{\pi}_a da = \frac{\int_a \exp(\delta a) \hat{\mu}_a \hat{\pi}_a da}{\int_a \exp(\delta a) \hat{\pi}_a da} \leq B \left(\frac{\pi_{\max}}{\pi_{\min}} \right)$$

and

$$\int_a \left(\frac{\hat{q}_\delta}{\hat{\pi}_a} \right)^2 da = \frac{\int_a e^{2\delta a} da}{\left(\int_a \exp(\delta a) \hat{\pi}_a da \right)^2} \leq \frac{1}{\pi_{\min}^2} \frac{\int_a e^{2\delta a} da}{\left(\int_a \exp(\delta a) da \right)^2} = \frac{\delta \coth(\delta/2)}{2\pi_{\min}^2}$$

so it follows that

$$R_1 \leq \left(\frac{\pi_{\max} B \delta \coth(\delta/2)}{2\pi_{\min}^4} \right) \|\pi_A - \hat{\pi}_A\|_2^2.$$

Now, let us consider the R_2 term, which we split into two pieces $R_2 = S_1 + S_2$, which are given by

$$R_2 = \mathbb{E} \left[\int_a \left(\frac{\hat{q}_\delta}{\hat{\pi}_a} - \frac{q_\delta}{\pi_a} \right) (\pi_a - \hat{\pi}_a) \hat{\mu}_a da \right] + \mathbb{E} \left[\int_a \left(\frac{\hat{q}_\delta}{\hat{\pi}_a} - \frac{q_\delta}{\pi_a} \right) (\mu_a - \hat{\mu}_a) \pi_a da \right].$$

Again, using the positivity assumption and then applying Cauchy-Schwarz and Holder's inequality, we can see that

$$\begin{aligned}
S_1 &= \mathbb{E} \left[\int_a \left(\frac{\hat{q}_\delta}{\hat{\pi}_a} - \frac{q_\delta}{\pi_a} \right) \frac{\sqrt{\hat{\mu}_a \pi_a}}{\sqrt{\pi_a}} (\pi_a - \hat{\pi}_a) \frac{\sqrt{\hat{\mu}_a \pi_a}}{\sqrt{\pi_a}} da \right] \\
&\leq \frac{1}{\pi_{\min}} \mathbb{E} \left[\left(\int_a \left(\frac{\hat{q}_\delta}{\hat{\pi}_a} - \frac{q_\delta}{\pi_a} \right)^2 \hat{\mu}_a \pi_a da \right)^{1/2} \left(\int_a (\pi_a - \hat{\pi}_a)^2 \hat{\mu}_a \pi_a da \right)^{1/2} \right] \\
&\leq \frac{1}{\pi_{\min}} \mathbb{E} \left[\left(\int_a \left(\frac{\hat{q}_\delta}{\hat{\pi}_a} - \frac{q_\delta}{\pi_a} \right)^2 \hat{\mu}_a \pi_a da \right) \right]^{1/2} \mathbb{E} \left[\left(\int_a (\pi_a - \hat{\pi}_a)^2 \hat{\mu}_a \pi_a da \right) \right]^{1/2} \\
&\leq \frac{B^2}{\pi_{\min}} \left\| \frac{\hat{q}_\delta}{\hat{\pi}_a} - \frac{q_\delta}{\pi_a} \right\|_2 \|\pi_A - \hat{\pi}_A\|_2.
\end{aligned}$$

Similarly, the second term can be bounded by

$$\begin{aligned}
S_2 &= \mathbb{E} \left[\int_a \left(\frac{\widehat{q}_\delta}{\widehat{\pi}_a} - \frac{q_\delta}{\pi_a} \right) (\mu_a - \widehat{\mu}_a) \pi_a da \right] \\
&= \mathbb{E} \left[\int_a \left[\left(\frac{\widehat{q}_\delta}{\widehat{\pi}_a} - \frac{q_\delta}{\pi_a} \right) \sqrt{\pi_a} \right] \left[(\mu_a - \widehat{\mu}_a) \sqrt{\pi_a} \right] da \right] \\
&\leq \mathbb{E} \left[\left(\int_a \left(\frac{\widehat{q}_\delta}{\widehat{\pi}_a} - \frac{q_\delta}{\pi_a} \right)^2 \pi_a da \right)^{1/2} \left(\int_a (\mu_a - \widehat{\mu}_a)^2 \pi_a da \right)^{1/2} \right] \\
&\leq \mathbb{E} \left[\int_a \left(\frac{\widehat{q}_\delta}{\widehat{\pi}_a} - \frac{q_\delta}{\pi_a} \right)^2 \pi_a da \right]^{1/2} \mathbb{E}_X \left[\int_a (\mu_a - \widehat{\mu}_a)^2 \pi_a da \right]^{1/2} \\
&= \left\| \frac{\widehat{q}_\delta}{\widehat{\pi}_a} - \frac{q_\delta}{\pi_a} \right\|_2 \|\mu_A - \widehat{\mu}_A\|_2
\end{aligned}$$

where both inequalities follow by applying the Cauchy-Schwarz inequality. Putting everything together, it follows that

$$R_2(\widehat{\mathbb{P}}, \mathbb{P}) \lesssim \left\| \frac{\widehat{q}_\delta}{\widehat{\pi}_A} - \frac{q_\delta}{\pi_A} \right\|_2 \left(\|\widehat{\pi}_A - \pi_A\|_2 + \|\widehat{\mu}_A - \mu_A\|_2 \right) + \|\widehat{\pi}_A - \pi_A\|_2^2.$$

□

A.8 Proof of Equation (3)

Proof: Suppose the conditions of Lemma 1 hold. Then,

$$\begin{aligned}
\left\| \frac{\widehat{q}_a}{\widehat{\pi}_a} - \frac{q_a}{\pi_a} \right\|_2 &= \mathbb{E} \left[\left(\frac{\int_a \exp(\delta a) (\pi_a - \widehat{\pi}_a) da}{\left(\int_a \exp(\delta a) \widehat{\pi}_a da \right) \left(\int_a \exp(\delta a) \pi_a da \right)} \right)^2 \int_a e^{2\delta a} \pi_a da \right] \\
&= \mathbb{E} \left[\left(\frac{\int_a \exp(\delta a) (\pi_a - \widehat{\pi}_a) da}{\left(\int_a \exp(\delta a) \widehat{\pi}_a da \right)} \right)^2 \left(\frac{\int_a e^{2\delta a} \pi_a da}{\left(\int_a \exp(\delta a) \pi_a da \right)^2} \right) \right] \\
&\geq \frac{\delta}{2} \left(\frac{\pi_{\min}}{\pi_{\max}^2} \right) \mathbb{E} \left[\left(\frac{\int_a \exp(\delta a) (\pi_a - \widehat{\pi}_a) da}{\left(\int_a \exp(\delta a) \widehat{\pi}_a da \right)} \right)^2 \right] \\
&= \frac{\delta}{2} \left(\frac{\pi_{\min}}{\pi_{\max}^2} \right) \left\| \frac{\gamma(\delta)}{\widehat{\gamma}(\delta)} - 1 \right\|_2^2
\end{aligned}$$

where the inequality follows by Lemma 1 and we define $\gamma(\delta) = \int_a \exp(\delta a) \pi_a da$. □

A.9 Proof of Theorem 3

Before we proceed with the proof of Theorem 3, we make use of a technical lemma. The remainder in the von Mises expansion involves terms like

$$\int_a \frac{q_\delta}{\pi_a} f_a da, \int_a \frac{\widehat{q}_\delta}{\widehat{\pi}_a} f_a da, \int_a \left(\frac{\widehat{q}_\delta}{\widehat{\pi}_a} - \frac{q_\delta}{\pi_a} \right) f_a da$$

for some bounded function f_a , and we want to show these are not growing with δ . The following lemma gives sufficient conditions for this.

Lemma 2. Suppose $\pi_{\min} \leq \min\{\pi(a | X), \widehat{\pi}(a | X)\}$ for all $a \in \cup_{k=1}^K [a_k, b_k]$. Then, for some bounded function $f(a | x)$,

$$\begin{aligned} \left| \int_a \frac{q(a | x)}{\pi(a | x)} f(a | x) da \right| &\leq \frac{\sup_a |f(a | x)|}{\pi_{\min}} \\ \left| \int_a \frac{\widehat{q}(a | x)}{\widehat{\pi}(a | x)} f(a | x) da \right| &\leq \frac{\sup_a |f(a | x)|}{\pi_{\min}} \\ \left| \int_a \left\{ \frac{\widehat{q}(a | x)}{\widehat{\pi}(a | x)} - \frac{q(a | x)}{\pi(a | x)} \right\} f(a | x) da \right| &\leq \frac{\sup_a |f(a | x)|}{\pi_{\min}} \left(\frac{\sup_a |\pi(a | x) - \widehat{\pi}(a | x)|}{\pi_{\min}} \right). \end{aligned}$$

Proof: Let $\|f(\cdot | x)\|_{\infty} = \sup_a |f(a | x)|$. Then, it follows that

$$\sum_{k=1}^K \int_{a_k}^{b_k} \frac{q(a | x)}{\pi(a | x)} f(a | x) da \leq \|f(\cdot | x)\|_{\infty} \left(\frac{\sum_{k=1}^K \int_{a_k}^{b_k} \exp(\delta a) da}{\sum_{k=1}^K \int_{a_k}^{b_k} \exp(\delta t) \pi(t | x) dt} \right) \leq \frac{\|f(\cdot | x)\|_{\infty}}{\pi_{\min}}$$

using the lower bound on the density. This yields the first result. The logic for the second result is exactly the same since we have assumed $\widehat{\pi}(a | x)$ is lower bounded just like $\pi(a | x)$. For the third result we have that

$$\begin{aligned} \sum_{k=1}^K \int_{a_k}^{b_k} \left(\frac{\widehat{q}_{\delta}}{\widehat{\pi}_a} - \frac{q_{\delta}}{\pi_a} \right) f(a | x) da &= \sum_{k=1}^K \int_{a_k}^{b_k} \left(\frac{e^{\delta a}}{\sum_{k=1}^K \int_{a_k}^{b_k} e^{\delta t} \widehat{\pi}_t dt} - \frac{e^{\delta a}}{\sum_{k=1}^K \int_{a_k}^{b_k} e^{\delta t} \pi_t dt} \right) f(a | x) da \\ &\leq \|f(\cdot | x)\|_{\infty} \sum_{k=1}^K \int_{a_k}^{b_k} \frac{e^{\delta a}}{\sum_{k=1}^K \int_{a_k}^{b_k} e^{\delta t} \pi_t dt} \left| \frac{\sum_{k=1}^K \int_{a_k}^{b_k} e^{\delta t} \pi_t dt}{\sum_{k=1}^K \int_{a_k}^{b_k} e^{\delta t} \widehat{\pi}_t dt} - 1 \right| da \\ &\leq \frac{\|f(\cdot | x)\|_{\infty}}{\pi_{\min}} \left| \frac{\sum_{k=1}^K \int_{a_k}^{b_k} e^{\delta t} |\pi_t - \widehat{\pi}_t| dt}{\sum_{k=1}^K \int_{a_k}^{b_k} e^{\delta t} \widehat{\pi}_t dt} \right| \\ &\leq \frac{\|f(\cdot | x)\|_{\infty}}{\pi_{\min}^2} \|\pi(\cdot | x) - \widehat{\pi}(\cdot | x)\|_{\infty} \end{aligned}$$

by using the lower bound on the true and estimated densities, and rearranging. \square

Now that we have established this technical lemma, we can complete the proof of [Theorem 3](#).

Proof: Recall that by [Proposition 3](#) it follows that $R_2(\widehat{\mathbb{P}}, \mathbb{P}) = R_1 + R_2$ where

$$\begin{aligned} R_1 &= \mathbb{E} \left[\left(\int_a \frac{q_{\delta}}{\pi_a} \widehat{\mu}_a \widehat{\pi}_a da \right) \left(\int_a \frac{\widehat{q}_{\delta}}{\widehat{\pi}_a} (\pi_a - \widehat{\pi}_a) da \right)^2 \right] \\ R_2 &= \mathbb{E} \left[\int_a \left(\frac{\widehat{q}_{\delta}}{\widehat{\pi}_a} - \frac{q_{\delta}}{\pi_a} \right) \left((\pi_a - \widehat{\pi}_a) \widehat{\mu}_a + (\mu_a - \widehat{\mu}_a) \pi_a \right) da \right]. \end{aligned}$$

We begin by considering the R_1 term. By applying [Lemma 2](#) followed by Holder's inequality, we can see that

$$R_1 \leq \mathbb{E} \left[\left(\frac{\sup_a |\widehat{\mu}_a \widehat{\pi}_a|}{\pi_{\min}} \right) \left(\frac{\sup_a |\pi_a - \widehat{\pi}_a|}{\pi_{\min}} \right)^2 \right] \leq \frac{B \pi_{\max}}{\pi_{\min}^3} \int \sup_a |\pi_a - \widehat{\pi}_a|^2 d\mathbb{P}(x)$$

where we assume $|\hat{\mu}(x, a)| \leq B$ for all x, a . Similarly, applying [Lemma 2](#) to the second term yields

$$\begin{aligned} R_2 &\leq \mathbb{E} \left[\left(\frac{\sup_a |\hat{\pi} - \pi_a|}{\pi_{\min}^2} \right) \sup_a |(\pi_a - \hat{\pi}_a)\hat{\mu}_a + (\mu_a - \hat{\mu}_a)\pi_a| \right] \\ &\leq \underbrace{\mathbb{E} \left[\left(\frac{\sup_a |\hat{\pi} - \pi_a|}{\pi_{\min}^2} \right) \sup_a |(\pi_a - \hat{\pi}_a)\hat{\mu}_a| \right]}_{(i)} + \underbrace{\mathbb{E} \left[\left(\frac{\sup_a |\hat{\pi} - \pi_a|}{\pi_{\min}^2} \right) \sup_a |(\mu_a - \hat{\mu}_a)\pi_a| \right]}_{(ii)}. \end{aligned}$$

From here, we can complete the upper bound by first observing that

$$\begin{aligned} (i) &\leq B \mathbb{E} \left[\left(\frac{\sup_a |\hat{\pi} - \pi_a|}{\pi_{\min}^2} \right) \sup_a |\pi_a - \hat{\pi}_a| \right] \\ &= \frac{B}{\pi_{\min}^2} \int \sup_a |\pi_a - \hat{\pi}_a|^2 d\mathbb{P}(x), \end{aligned}$$

and then by applying the Cauchy-Schwarz inequality, which yields

$$\begin{aligned} (ii) &\leq \pi_{\max} \mathbb{E} \left[\left(\frac{\sup_a |\hat{\pi} - \pi_a|}{\pi_{\min}^2} \right) \sup_a |\mu_a - \hat{\mu}_a| \right] \\ &\leq \pi_{\max} \mathbb{E} \left[\left(\frac{\sup_a |\hat{\pi} - \pi_a|^2}{\pi_{\min}^4} \right)^{1/2} \right]^{1/2} \mathbb{E} \left[\sup_a |\mu_a - \hat{\mu}_a|^2 \right]^{1/2} \\ &\leq \frac{\pi_{\max}}{\pi_{\min}^2} \left(\int \sup_a |\hat{\pi} - \pi_a|^2 d\mathbb{P}(x) \right)^{1/2} \left(\int \sup_a |\mu_a - \hat{\mu}_a|^2 d\mathbb{P}(x) \right)^{1/2}. \end{aligned}$$

Therefore, putting everything together it follows that

$$R_2(\hat{\mathbb{P}}, \mathbb{P}) \lesssim \sup_a \|\hat{\pi}_a - \pi_a\| \cdot \sup_a \|\hat{\mu}_a - \mu_a\| + \sup_a \|\hat{\pi}_a - \pi_a\|^2$$

where $\sup_a \|f_a\|^2 = \sup_a \int f^2(x, a) d\mathbb{P}(x)$. □

A.10 Proof of [Theorem 4](#)

We will split up the proof of [Theorem 4](#) into two proofs: one, showing that Lindeberg's condition holds and therefore $(\mathbb{P}_n - \mathbb{P})\{\varphi(Z; \mathbb{P})\}$ converges to a normal distribution, and a second proof showing that the empirical process term is of order $o_{\mathbb{P}}(\sqrt{\delta})$. We then combine these results and that of [Theorem 3](#) to complete the proof of [Theorem 4](#).

Proof: First, we show that $\varphi(Z; \mathbb{P})$ satisfies Lindeberg's condition, which then implies that $(\mathbb{P}_n - \mathbb{P})\{\varphi(Z; \mathbb{P})\}$ converges to a normal distribution. Note that

$$\varphi_i = \frac{q_\delta(A | X_i)}{\pi(A | X_i)} (Y_i - \mu(X_i, A)) + \mathbb{E}_Q(\mu(X_i, A) | X_i)$$

where $\mathbb{E}_Q(\mu(X_i, A) | X_i) = \sum_{a \in \mathcal{A}} \mu(a, X_i) q_\delta(a | X_i)$. We wish to show that for all $\varepsilon > 0$,

$$\lim_{n \rightarrow \infty} \frac{1}{s_n^2} \sum_{k=1}^n \mathbb{E} [\varphi_i^2 \mathbb{1}\{|\varphi_i| > \varepsilon s_n\}] = 0$$

where $s_n^2 = \sum_{i=1}^n \text{var}(\varphi_i(Z_i))$. Note that by applying [Lemma 1](#) we may lower bound $\text{var}(\varphi_i(Z_i))$ as

$$\sum_{i=1}^n \text{var}(\varphi_i(Z_i)) \geq n\delta \left(\frac{\pi_{\min}\sigma_{\min}^2}{2\pi_{\max}^2 K} \right).$$

Thus, it follows that

$$\mathbb{E} [\varphi_i^2 \mathbb{1}\{|\varphi_i| > \varepsilon s_n\}] \leq \mathbb{E} \left[\varphi_i^2 \mathbb{1} \left\{ |\varphi_i| > \varepsilon \sqrt{n\delta} \left(\frac{\pi_{\min}^{1/2} \sigma_{\min}}{\pi_{\max} \sqrt{2K}} \right) \right\} \right].$$

From here, we upper bound each term in $|\varphi_i|$ individually. Assume that $|Y| \leq B$ with probability one. Then, it follows that

$$\left| \frac{q_\delta(A | X_i)}{\pi(A | X_i)} (Y_i - \mu(X_i, A)) \right| \leq 2B \left| \frac{q_\delta(A | X_i)}{\pi(A | X_i)} \right| \leq \frac{2B}{\pi_{\min}} \left| \frac{\exp(\delta a)}{\int_a \exp(\delta a) da} \right| \leq \frac{2B}{\pi_{\min}} \left(\frac{\delta \exp(\delta)}{e^\delta - 1} \right).$$

Next, we can see that

$$|\mathbb{E}_Q(\mu(X_i, A) | X_i)| = \left| \sum_{a \in \mathcal{A}} \mu(a, X_i) q_\delta(a | X_i) \right| \leq B \sum_{a \in \mathcal{A}} q_\delta(a | X_i) = B.$$

Putting both results together, it follows that

$$\mathbb{E} [\varphi_i^2 \mathbb{1}\{|\varphi_i| > \varepsilon s_n\}] \leq \mathbb{E} \left[\varphi_i^2 \mathbb{1} \left\{ \frac{2B}{\pi_{\min}} \left(\frac{\exp(\delta)}{e^\delta - 1} \right) + \frac{B}{\delta} > \varepsilon \sqrt{\frac{n}{\delta}} \left(\frac{\pi_{\min}^{1/2} \sigma_{\min}}{\pi_{\max} \sqrt{2K}} \right) \right\} \right]$$

and furthermore that

$$\mathbb{1} \left\{ \frac{2B}{\pi_{\min}} \left(\frac{\exp(\delta)}{e^\delta - 1} \right) + \frac{B}{\delta} > \varepsilon \sqrt{\frac{n}{\delta}} \left(\frac{\pi_{\min}^{1/2} \sigma_{\min}}{\pi_{\max} \sqrt{2K}} \right) \right\} \rightarrow 0$$

as long as $n/\delta \rightarrow \infty$. To complete the proof, we use the dominated convergence theorem. Observe that for all $n \in \mathbb{N}$,

$$\frac{1}{s_n^2} \sum_{k=1}^n \varphi_k^2 \mathbb{1}\{|\varphi_k| > \varepsilon s_n\} \leq \frac{1}{s_n^2} \sum_{k=1}^n \varphi_k^2$$

and furthermore that

$$\mathbb{E} \left[\frac{1}{s_n^2} \sum_{k=1}^n \varphi_k^2 \right] = \frac{1}{\sum_{i=1}^n \mathbb{E}(\varphi_i^2(Z_i))} \sum_{i=1}^n \mathbb{E}(\varphi_i^2(Z_i)) < \infty.$$

Therefore, by the dominated convergence theorem,

$$\lim_{n \rightarrow \infty} \left\{ \frac{1}{s_n^2} \sum_{k=1}^n \mathbb{E} [\varphi_k^2 \mathbb{1}\{|\varphi_k| > \varepsilon s_n\}] \right\} = 0.$$

□

Next, we prove that the empirical process term is of order $o_{\mathbb{P}}(\sqrt{\delta})$.

Proof: Here, we will show that the $L_2(\mathbb{P})$ norm of $\varphi(Z; \hat{\mathbb{P}}) - \varphi(Z; \mathbb{P})$ is $o_{\mathbb{P}}(\sqrt{\delta})$. To proceed, first recall that

$$\varphi(Z; \mathbb{P}) = \frac{q_{\delta}(A | X)}{\pi(A | X)} Y - \frac{q_{\delta}(A | X)}{\pi(A | X)} \mathbb{E}_Q(\mu(X, A) | X) + \mathbb{E}_Q(\mu(X, A) | X).$$

As a result, we can see that $\varphi(Z; \hat{\mathbb{P}}) - \varphi(Z; \mathbb{P}) = D_1 + D_2 + D_3$ after grouping together like terms, where

$$\begin{aligned} D_1 &= \left(\frac{\hat{q}_{\delta}(A | X)}{\hat{\pi}(A | X)} - \frac{q_{\delta}(A | X)}{\pi(A | X)} \right) Y \\ D_2 &= \mathbb{E}_{\hat{Q}}(\hat{\mu}(X, A) | X) - \mathbb{E}_Q(\mu(X, A) | X) \\ D_3 &= \frac{q_{\delta}(A | X)}{\pi(A | X)} \mathbb{E}_Q(\mu(X, A) | X) - \frac{\hat{q}_{\delta}(A | X)}{\hat{\pi}(A | X)} \mathbb{E}_{\hat{Q}}(\hat{\mu}(X, A) | X). \end{aligned}$$

Then, applying the triangle inequality, it follows that we can bound the $L_2(\mathbb{P})$ norm of $\varphi(Z; \hat{\mathbb{P}}) - \varphi(Z; \mathbb{P})$ by

$$\|\varphi(Z; \hat{\mathbb{P}}) - \varphi(Z; \mathbb{P})\|_2 \leq \|D_1\|_2 + \|D_2\|_2 + \|D_3\|_2.$$

From here, we bound each of these norms individually. First, observe that under the assumption that $|Y| \leq B$ with probability one,

$$\|D_1\|_2 \leq B \cdot \mathbb{E} \left[\int_a \left(\frac{\hat{q}_{\delta}(a | X)}{\hat{\pi}(a | X)} - \frac{q_{\delta}(a | X)}{\pi(a | X)} \right)^2 \pi_a da \right]^{1/2}.$$

Next, following a similar approach to the proof of [Lemma 2](#), we can see that

$$\begin{aligned} \frac{\hat{q}_{\delta}}{\hat{\pi}_a} - \frac{q_{\delta}}{\pi_a} &= \frac{\exp(\delta a)}{\int_t e^{\delta t} \hat{\pi}_t dt} - \frac{\exp(\delta a)}{\int_t e^{\delta t} \pi_t dt} \\ &= \frac{\exp(\delta a)}{\int_t e^{\delta t} \pi_t dt} \left(\frac{\int_t e^{\delta t} \pi_t dt}{\int_t e^{\delta t} \hat{\pi}_t dt} - 1 \right) \\ &= \frac{\exp(\delta a)}{\int_t e^{\delta t} \pi_t dt} \left(\frac{\int_t e^{\delta t} (\pi_t - \hat{\pi}_t) dt}{\int_t e^{\delta t} \hat{\pi}_t dt} \right) \\ &\leq \frac{\sup_a |\pi_a - \hat{\pi}_a|}{\pi_{\min}} \frac{\exp(\delta a)}{\int_t e^{\delta t} \pi_t dt}. \end{aligned}$$

Consequently, we may bound the $L_2(\mathbb{P})$ norm of D_1 by

$$\begin{aligned} \|D_1\|_2 &\leq B \cdot \mathbb{E} \left[\frac{\sup_a |\pi_a - \hat{\pi}_a|^2}{\pi_{\min}^2} \left(\frac{\int_a e^{2\delta a} \pi_a da}{\left(\int_t e^{\delta t} \pi_t dt \right)^2} \right) \right]^{1/2} \\ &\leq \frac{B}{\pi_{\min}} \left(\int_a \sup |\pi_a - \hat{\pi}_a|^2 d\mathbb{P}(x) \right)^{1/2} \left(\left\| \frac{\int_a e^{2\delta a} \pi_a da}{\left(\int_t e^{\delta t} \pi_t dt \right)^2} \right\|_{\infty} \right)^{1/2} \\ &\leq \frac{B}{\pi_{\min}} \left(\int_a \sup |\pi_a - \hat{\pi}_a|^2 d\mathbb{P}(x) \right)^{1/2} \left(\frac{\pi_{\max}}{\pi_{\min}^2} \left(\frac{1}{L} + \frac{\delta}{2} \right) \right)^{1/2} \\ &\leq \frac{B}{\pi_{\min}} \left(\int_a \sup |\pi_a - \hat{\pi}_a|^2 d\mathbb{P}(x) \right)^{1/2} \left(\frac{\sqrt{\pi_{\max}}}{\pi_{\min}} \left(\frac{1}{\sqrt{L}} + \frac{\sqrt{\delta}}{\sqrt{2}} \right) \right), \end{aligned}$$

where the second inequality follows by Holder's inequality, the third inequality by applying [Lemma 1](#), and the fourth by using $\sqrt{a+b} \leq \sqrt{a} + \sqrt{b}$ for positive real numbers a and b . Therefore, as long as $(\int \sup_a |\pi_a - \hat{\pi}_a|^2 d\mathbb{P}(x))^{1/2} = o_{\mathbb{P}}(1)$ it follows that $\|D_1\|_2 = o_{\mathbb{P}}(\sqrt{\delta})$. Next, to bound the $L_2(\mathbb{P})$ norm of D_2 we rewrite the expression as simple differences of nuisance functions. Observe that

$$\begin{aligned}
D_2 &= \int_a \hat{\mu}_a \hat{q}_\delta(a | X) da - \int_a \mu_a q_\delta(a | X) da \\
&= \int_a \hat{\mu}_a \hat{q}_\delta(a | X) da - \int_a \mu_a \hat{q}_\delta(a | X) da + \int_a \mu_a \hat{q}_\delta(a | X) da - \int_a \mu_a q_\delta(a | X) da \\
&= \int_a (\hat{\mu}_a - \mu_a) \hat{q}_\delta(a | X) da + \int_a (\hat{q}_\delta(a | X) da - q_\delta(a | X)) \mu_a da \\
&\leq \sup_a |\hat{\mu}_a - \mu_a| + \sup_a |\mu_a| \int_a (\hat{q}_\delta(a | X) da - q_\delta(a | X)) da \tag{i}
\end{aligned}$$

where we use the shorthand $\mu_a = \mu(X, a)$ and in the last inequality we use the fact that $\int_a \hat{q}_\delta(a | X) da = 1$. Therefore, it follows that

$$\|D_2\|_2 \leq \left(\int \sup_a |\hat{\mu}_a - \mu_a|^2 d\mathbb{P}(x) \right)^{1/2} + \underbrace{\left\| \sup_a |\mu_a| \int_a (\hat{q}_\delta(a | X) da - q_\delta(a | X)) da \right\|_2}_{D_{22}}.$$

Note that

$$\begin{aligned}
D_{22} &= \mathbb{E} \left[\left(\sup_a |\mu_a| \int_a (\hat{q}_\delta(a | X) - q_\delta(a | X)) da \right)^2 \right]^{1/2} \\
&\leq \|\mu^2(X, A)\|_\infty \mathbb{E} \left[\left(\int_a (\hat{q}_\delta(a | X) da - q_\delta(a | X)) da \right)^2 \right]^{1/2} \\
&\leq \|\mu^2(X, A)\|_\infty \mathbb{E} \left[\left(\frac{\sup_a |\pi_a - \hat{\pi}_a|}{\pi_{\min}^2} \right)^2 \right]^{1/2} \\
&= \left\| \frac{\mu^2(X, A)}{\pi_{\min}^2} \right\|_\infty \left(\int \sup_a |\pi_a - \hat{\pi}_a|^2 d\mathbb{P}(x) \right)^{1/2}.
\end{aligned}$$

Thus, it follows that $\|D_2\|_2 = o_{\mathbb{P}}(1)$ assuming that $(\int \sup_a |\hat{\mu}_a - \mu_a|^2 d\mathbb{P}(x))^{1/2} = o_{\mathbb{P}}(1)$ and $(\int \sup_a |\pi_a - \hat{\pi}_a|^2 d\mathbb{P}(x))^{1/2} = o_{\mathbb{P}}(1)$. Clearly, under these assumptions $\|D_2\|_2 = o_{\mathbb{P}}(\sqrt{\delta})$ as well. Following the same logic for the bounds on D_1 and D_2 , we may write D_3 as $E_1 + E_2$ where

$$\begin{aligned}
E_1 &= \frac{q_\delta(A | X)}{\pi(A | X)} \left(\mathbb{E}_Q(\mu(X, A) | X) - \mathbb{E}_{\hat{Q}}(\hat{\mu}(X, A) | X) \right), \\
E_2 &= \left(\frac{q_\delta(A | X)}{\pi(A | X)} - \frac{\hat{q}_\delta(A | X)}{\hat{\pi}(A | X)} \right) \mathbb{E}_{\hat{Q}}(\hat{\mu}(X, A) | X).
\end{aligned}$$

Therefore, it follows that $\|D_3\|_2 \leq \|E_1\|_2 + \|E_2\|_2$, and furthermore, that

$$\begin{aligned}
\|E_1\|_2 &= \mathbb{E} \left[\frac{q_\delta^2(A | X)}{\pi^2(A | X)} \left(\mathbb{E}_Q(\mu(X, A) | X) - \mathbb{E}_{\hat{Q}}(\hat{\mu}(X, A) | X) \right)^2 \right]^{1/2} \\
&= \mathbb{E} \left[\left(\mathbb{E}_Q(\mu(X, A) | X) - \mathbb{E}_{\hat{Q}}(\hat{\mu}(X, A) | X) \right)^2 \int_a \frac{q_\delta^2(a | X)}{\pi(a | X)} da \right]^{1/2} \\
&\leq \mathbb{E} \left[\left(\mathbb{E}_Q(\mu(X, A) | X) - \mathbb{E}_{\hat{Q}}(\hat{\mu}(X, A) | X) \right)^2 \right]^{1/2} \left(\left\| \int_a \frac{q_\delta^2(a | X)}{\pi(a | X)} da \right\|_\infty \right)^{1/2} \\
&\leq \left(\frac{\sqrt{\pi_{\max}}}{\pi_{\min}} \left(\frac{1}{\sqrt{L}} + \frac{\sqrt{\delta}}{\sqrt{2}} \right) \right) \underbrace{\left\| \mathbb{E}_Q(\mu(X, A) | X) - \mathbb{E}_{\hat{Q}}(\hat{\mu}(X, A) | X) \right\|_2}_{D_2}
\end{aligned}$$

where the first inequality follows by Holder's inequality and the second by applying [Lemma 1](#). Thus, under the assumption that $(\int \sup_a |\hat{\mu}_a - \mu_a|^2 d\mathbb{P}(x))^{1/2} = o_{\mathbb{P}}(1)$ and that $(\int \sup_a |\pi_a - \hat{\pi}_a|^2 d\mathbb{P}(x))^{1/2} = o_{\mathbb{P}}(1)$ it follows that $\|E_1\|_2 = o_{\mathbb{P}}(\sqrt{\delta})$. Next, note that

$$\begin{aligned}
\|E_2\|_2 &= \mathbb{E} \left[\left(\frac{q_\delta(A | X)}{\pi(A | X)} - \frac{\hat{q}_\delta(A | X)}{\hat{\pi}(A | X)} \right)^2 \mathbb{E}_{\hat{Q}}(\hat{\mu}(X, A) | X)^2 \right]^{1/2} \\
&\leq \mathbb{E} \left[\left(\frac{q_\delta(A | X)}{\pi(A | X)} - \frac{\hat{q}_\delta(A | X)}{\hat{\pi}(A | X)} \right)^2 \right]^{1/2} \left\| \mathbb{E}_{\hat{Q}}(\hat{\mu}(X, A) | X)^2 \right\|_\infty.
\end{aligned}$$

The first term is identical to the bound on D_1 , and for the second term it follows that

$$\left\| \mathbb{E}_{\hat{Q}}(\hat{\mu}(X, A) | X)^2 \right\|_\infty = \left\| \left(\int_a \hat{\mu}_a \hat{q}_\delta(a | X) da \right)^2 \right\|_\infty \leq \|\hat{\mu}^2(X, A)\|_\infty$$

by again using that $\int_a \hat{q}_\delta(a | X) da = 1$. Therefore, $\|E_2\|_2 = o_{\mathbb{P}}(\sqrt{\delta})$ under the assumption that $(\int \sup_a |\pi_a - \hat{\pi}_a|^2 d\mathbb{P}(x))^{1/2} = o_{\mathbb{P}}(1)$. Putting everything together, we can see that

$$\|\varphi(Z; \hat{\mathbb{P}}) - \varphi(Z; \mathbb{P})\|_2 = o_{\mathbb{P}}(\sqrt{\delta})$$

□

With these two technical proofs complete, we can now finalize the proof of [Theorem 4](#). Recall, the decomposition of the bias-corrected estimator is given by

$$\frac{\sqrt{n}}{\sigma_\delta} \left(\hat{\psi}(\delta) - \psi(\delta) \right) = \frac{\sqrt{n}}{\sigma_\delta} \left[(\mathbb{P}_n - \mathbb{P})\{\varphi(Z; \mathbb{P})\} + (\mathbb{P}_n - \mathbb{P})\{\varphi(Z; \hat{\mathbb{P}}) - \varphi(Z; \mathbb{P})\} + R_2(\hat{\mathbb{P}}, \mathbb{P}) \right]$$

where $\sigma_\delta^2 = \text{var}(\varphi_\delta)$ is the nonparametric efficiency bound defined in [Theorem 1](#). After showing Lindeberg's condition holds, it follows that the first term converges in distribution to a standard Normal,

$$\frac{\sqrt{n}}{\sigma_\delta} \left[(\mathbb{P}_n - \mathbb{P})\{\varphi(Z; \mathbb{P})\} \right] \xrightarrow{d} N(0, 1).$$

For the second term, i.e., the empirical process term, recall by [Lemma 1](#) that $\sigma_\delta = O(\sqrt{\delta})$. Then, recall that we proved that the $L_2(\mathbb{P})$ norm of $\varphi(Z; \hat{\mathbb{P}}) - \varphi(Z; \mathbb{P})$ is $o_{\mathbb{P}}(\sqrt{\delta})$, under the

assumption that $\sup_a \|\widehat{\pi}_a - \pi_a\| = o_{\mathbb{P}}(1)$, $\sup_a \|\widehat{\mu}_a - \mu_a\| = o_{\mathbb{P}}(1)$, and $\sup_a \|\widehat{\pi}_a - \pi_a\|^2 = o_{\mathbb{P}}(1)$. Thus, it follows that

$$\frac{\sqrt{n}}{\sigma_{\delta}} \left[(\mathbb{P}_n - \mathbb{P}) \{ \varphi(Z; \widehat{\mathbb{P}}) - \varphi(Z; \mathbb{P}) \} \right] = o_{\mathbb{P}}(1).$$

Finally, in [Theorem 3](#) we proved that

$$R_2(\widehat{\mathbb{P}}, \mathbb{P}) \lesssim \sup_a \|\widehat{\pi}_a - \pi_a\| \cdot \sup_a \|\widehat{\mu}_a - \mu_a\| + \sup_a \|\widehat{\pi}_a - \pi_a\|^2.$$

Therefore, if we assume $\sup_a \|\widehat{\pi}_a - \pi_a\| \cdot \sup_a \|\widehat{\mu}_a - \mu_a\| + \sup_a \|\widehat{\pi}_a - \pi_a\|^2 = o_{\mathbb{P}}(\sqrt{\delta/n})$, then it follows that

$$\frac{\sqrt{n}}{\sigma_{\delta}} \left[R_2(\widehat{\mathbb{P}}, \mathbb{P}) \right] = o_{\mathbb{P}}(1),$$

and consequently that

$$\frac{\sqrt{n}}{\sigma_{\delta}} \left(\widehat{\psi}(\delta) - \psi(\delta) \right) \xrightarrow{d} N(0, 1),$$

thereby completing the proof of [Theorem 4](#).

A.11 Proof of [Theorem 5](#)

We split the proof of [Theorem 5](#) into two parts. First, a technical lemma that establishes $\psi(\delta)$ is converging to $\psi(\infty)$ as $\delta \rightarrow \infty$. Then, after establishing this result we make use of [Theorem 4](#) in combination with the technical lemma to complete the proof.

Lemma 3. *Assume $A \in [0, 1]$ and:*

(i) $\pi_{\min} \leq \pi(a | x)$ for all $a \in \cup_{k=1}^K [a_k, b_k]$ and $\pi(a | x) \leq \pi_{\max}$ for all a, x .

(ii) $|\mu(x, a) - \mu(x, a')| \leq L|a - a'|$ for any x .

Then

$$|\psi(\delta) - \mathbb{E}(Y^1)| \leq \frac{L\pi_{\max}/\pi_{\min}}{\delta}.$$

Proof: We have

$$\begin{aligned} |\psi(\delta) - \mathbb{E}(Y^1)| &= \left| \int_x \left(\sum_{k=1}^K \int_{a_k}^{b_k} \mu(x, a) q_{\delta}(a | x) da \right) d\mathbb{P}(x) - \int \mu(x, 1) d\mathbb{P}(x) \right| \\ &\leq \int_x \left(\sum_{k=1}^K \int_{a_k}^{b_k} |\mu(x, a) - \mu(x, 1)| q_{\delta}(a | x) da \right) d\mathbb{P}(x) \\ &\leq \int_x \int_a |\mu(x, a) - \mu(x, 1)| q_{\delta}(a | x) da d\mathbb{P}(x) \\ &\leq L \int_x \int_a |a - 1| q_{\delta}(a | x) da d\mathbb{P}(x) \\ &\leq \frac{L\pi_{\max}}{\pi_{\min}} \left(\frac{\int_a |a - 1| \exp(\delta a) da}{\int \exp(\delta t) dt} \right) \\ &= \frac{L\pi_{\max}}{\pi_{\min}} \left(\frac{\{\exp(\delta) - 1 - \delta\}/\delta^2}{\{\exp(\delta) - 1\}/\delta} \right) \\ &\leq \frac{L\pi_{\max}/\pi_{\min}}{\delta} \end{aligned}$$

where the third inequality uses that μ is Lipschitz in a , the fourth the definition of q_δ and the boundedness of the density, and the last line that

$$\frac{\exp(\delta) - 1 - \delta}{\exp(\delta) - 1} = 1 - \frac{\delta}{\exp(\delta) - 1} \leq 1.$$

□

Now that we have established that $|\psi(\delta) - \mathbb{E}(Y^1)| = O_{\mathbb{P}}(1/\delta)$ we proceed with the remainder of the proof. From here, it follows that

$$\begin{aligned} \left| \widehat{\psi}(\delta) - \psi(\infty) \right| &= \left| \widehat{\psi}(\delta) - \psi(\delta) + \psi(\delta) - \psi(\infty) \right| \\ &\leq \left| \widehat{\psi}(\delta) - \psi(\delta) \right| + \left| \psi(\delta) - \psi(\infty) \right|. \end{aligned}$$

By [Theorem 4](#) it follows that $\left| \widehat{\psi}(\delta) - \psi(\delta) \right| = O_{\mathbb{P}}\left(\sqrt{\frac{1}{n\delta}}\right)$, so combining terms and applying [Lemma 3](#) we have that

$$\left| \widehat{\psi}(\delta) - \psi(\infty) \right| = O_{\mathbb{P}}\left(\frac{1}{\delta} + \sqrt{\frac{1}{n\delta}}\right).$$

A.12 Proof of [Corollary 1](#)

Proof: Recall that by [Theorem 1](#) the nonparametric efficiency bound is given by

$$\mathbb{E} \left[\frac{q_\delta^2(A | X)}{\pi^2(A | X)} \left(\text{var}(Y | X, A) + [\mu(X, A) - \mathbb{E}_Q(\mu(X, A) | X)]^2 \right) \right] + \text{var}\left(\mathbb{E}_Q[\mu(X, A) | X]\right),$$

which we split into three parts:

$$\begin{aligned} \sigma_1^2 &= \int_a \frac{q_\delta(a | X)^2}{\pi(a | X)} \text{var}(Y | X, a) da, \\ \sigma_2^2 &= \int_a \frac{q_\delta(a | X)^2}{\pi(a | X)} \left(\mu(X, a) - \int_a q_\delta(a | X) \mu(X, a) da \right)^2 da, \\ \sigma_3^2 &= \left(\int_a q_\delta(a | X) \mu(X, a) da - \psi \right)^2 \end{aligned}$$

such that $\sigma_\delta^2 = \mathbb{E}[\sigma_1^2 + \sigma_2^2 + \sigma_3^2]$. To evaluate the limit as $\delta \rightarrow \infty$, we further decompose σ_1^2 into

$$\begin{aligned} \frac{\sigma_1^2}{\delta} &= \frac{1}{\delta} \int_a \frac{q_\delta(a | X)^2}{\pi(a | X)} \text{var}(Y | X, a) da \\ &= \frac{1}{\delta} \frac{\int_a e^{2\delta a} \pi_a \text{var}(Y | X, a) da}{\left(\int_a e^{\delta a} \pi_a da \right)^2} \\ &= \left[\frac{\int_a e^{2\delta a} \pi_a \text{var}(Y | X, a) da}{\int_a e^{2\delta a} \pi_a da} \cdot \frac{\int_a e^{2\delta a} \pi_a da}{\int_a e^{2\delta a} da} \cdot \left(\frac{\int_a e^{\delta a} da}{\int_a e^{\delta a} \pi_a da} \right)^2 \cdot \frac{1}{\delta} \frac{\int_a e^{2\delta a} da}{\left(\int_a e^{\delta a} da \right)^2} \right]. \end{aligned}$$

We will evaluate each expression from left to right. Following a similar proof structure to that of [Theorem 5](#), we can see that

$$\begin{aligned}
\left| \frac{\int_a e^{2\delta a} \pi_a \text{var}(Y | X, a) da}{\int_a e^{2\delta a} \pi_a da} - \text{var}(Y | X, 1) \right| &= \left| \frac{\int_a e^{2\delta a} \pi_a (\text{var}(Y | X, a) - \text{var}(Y | X, 1)) da}{\int_a e^{2\delta a} \pi_a da} \right| \\
&\leq \frac{\int_a e^{2\delta a} \pi_a |\text{var}(Y | X, a) - \text{var}(Y | X, 1)| da}{\int_a e^{2\delta a} \pi_a da} \\
&\leq \frac{C' \int_a e^{2\delta a} \pi_a |a - 1| da}{\int_a e^{2\delta a} \pi_a da} \\
&\leq \frac{C' \int_a e^{2\delta a} \pi_a |a - 1| da}{\int_{1-\gamma}^1 e^{2\delta a} \pi_a da} \\
&\leq \frac{C' \pi_{\max} \int_a e^{2\delta a} |a - 1| da}{\pi_{\min} \int_{1-\gamma}^1 e^{2\delta a} da}
\end{aligned}$$

where in the second inequality we have used that $\text{var}(Y | X, A)$ is Lipschitz (with constant C'), the third inequality holds for some $\gamma \in (0, 1)$, and the fourth inequality follows by the assumption that positivity holds in a neighborhood of $a = 1$, so we may use the lower bound $\pi_{\min} \leq \pi(a | x)$ for $a \in [\gamma, 1]$. From here, we may directly integrate to see that

$$\frac{\int_a e^{2\delta a} |a - 1| da}{\int_{1-\gamma}^1 e^{2\delta a} da} = \frac{(e^{2\delta} - 2\delta - 1)/4\delta^2}{(e^{2\delta} - e^{2\delta(1-\gamma)})/2\delta} = \frac{1}{2\delta} \left(\frac{e^{2\delta} - 2\delta - 1}{e^{2\delta} - e^{2\delta(1-\gamma)}} \right) \leq \frac{1}{2\delta}.$$

Therefore, it is clear that as $\delta \rightarrow \infty$ then

$$\frac{\int_a e^{2\delta a} \pi_a \text{var}(Y | X, a) da}{\int_a e^{2\delta a} \pi_a da} \rightarrow \text{var}(Y | X, 1).$$

Now, we consider the other terms in our decomposition of σ_1^2 . Observe that

$$\left| \frac{\int_a e^{2\delta a} \pi_a da}{\int_a e^{2\delta a} da} - \pi_1 \right| = \left| \frac{\int_a e^{2\delta a} (\pi_a - \pi_1) da}{\int_a e^{2\delta a} da} \right| \leq \frac{\int_a e^{2\delta a} |\pi_a - \pi_1| da}{\int_a e^{2\delta a} da} \leq \frac{L \int_a e^{2\delta a} |a - 1| da}{\int_a e^{2\delta a} da},$$

which we have already shown converges to zero as $\delta \rightarrow \infty$. Following the same logic, it can also be shown that

$$\left(\frac{\int_a e^{\delta a} da}{\int_a e^{\delta a} \pi_a da} \right)^2 \rightarrow \frac{1}{\pi(1 | X)^2}.$$

Finally, for the last term we can see that

$$\lim_{\delta \rightarrow \infty} \left\{ \frac{1}{\delta} \frac{\int_a e^{2\delta a} da}{\left(\int_a e^{\delta a} da \right)^2} \right\} = \lim_{\delta \rightarrow \infty} \left\{ \frac{1}{\delta} \left[\frac{1/2\delta(e^{2\delta} - 1)}{1/\delta^2(e^\delta - 1)^2} \right] \right\} = \lim_{\delta \rightarrow \infty} \left\{ \frac{1}{2} \frac{e^{2\delta} - 1}{(e^\delta - 1)^2} \right\} = \frac{1}{2}.$$

Thus, putting everything together, it follows that

$$\lim_{\delta \rightarrow \infty} \left(\frac{\sigma_1^2}{\delta} \right) = \frac{1}{2} \left(\frac{\text{var}(Y | X, 1)}{\pi(1 | X)} \right).$$

Similarly, it can be shown that

$$\begin{aligned}\lim_{\delta \rightarrow \infty} \left\{ \frac{1}{\delta} \int_a q_\delta(a | X)^2 \frac{\mu^2(X, a) da}{\pi(a | X)} \right\} &= \frac{1}{2} \left(\frac{\mu(X, 1)^2}{\pi(1 | X)} \right), \\ \lim_{\delta \rightarrow \infty} \left\{ \frac{1}{\delta} \int_a \frac{q_\delta(a | X)^2}{\pi(a | X)} \mu(X, a) da \right\} &= \frac{1}{2} \left(\frac{\mu(X, 1)^2}{\pi(1 | X)} \right), \\ \lim_{\delta \rightarrow \infty} \left\{ \frac{1}{\delta} \int_a \frac{q_\delta(a | X)^2}{\pi(a | X)} da \right\} &= \frac{1}{2} \left(\frac{1}{\pi(1 | X)} \right), \\ \lim_{\delta \rightarrow \infty} \left\{ \frac{1}{\delta} \int_a q_\delta(a | X) \mu(X, a) da \right\} &= \mu(X, 1).\end{aligned}$$

Therefore, if we expand out the terms in σ_2^2 it follows that

$$\lim_{\delta \rightarrow \infty} \left(\frac{\sigma_2^2}{\delta} \right) = \frac{1}{2} \left(\frac{\mu(X, 1)^2}{\pi(1 | X)} \right) - \frac{\mu(X, 1)}{\pi(1 | X)} \cdot \mu(X, 1) + \frac{1}{2} \left(\frac{\mu(X, 1)^2}{\pi(1 | X)} \right) = 0.$$

Finally, we can show that as $\delta \rightarrow \infty$ then $\sigma_3^2/\delta \rightarrow 0$ using the probability bounds on Y . Observe that since $|\mu(X, A)| = |\mathbb{E}[Y | X, A]| \leq B$, then

$$\begin{aligned}\sigma_3^2 &= \left(\int_a q_\delta(a | X) \mu(X, a) da - \psi \right)^2 \\ &\leq \left(\left| \int_a q_\delta(a | X) \mu(X, a) da \right| + \left| \int_x \int_q \mu(x, a) q_\delta(a | x) da d\mathbb{P}(x) \right| \right)^2 \\ &\leq 4B^2.\end{aligned}$$

Putting everything together, it follows that

$$\lim_{\delta \rightarrow \infty} \left(\frac{\sigma_\delta^2}{\delta} \right) = \mathbb{E} \left[\frac{1}{2} \left(\frac{\text{var}(Y | X, 1)}{\pi(1 | X)} \right) \right].$$

□

B Extended discussion of exponential tilts

Recall from [Proposition 2](#)

$$\begin{aligned}\frac{\partial}{\partial \delta} \left\{ D_{\text{KL}} \left(q_\delta(a | X) \parallel \pi(a | X) \right) \right\} &= \delta \text{var}_Q(A | X) \\ \frac{\partial^2}{\partial \delta^2} \left\{ D_{\text{KL}} \left(q_\delta(a | X) \parallel \pi(a | X) \right) \right\} &= \text{var}_Q(A | X) + \delta \mathbb{E}_Q \left[(A - \mathbb{E}_Q[A | X])^3 | X \right].\end{aligned}$$

Previously, we discussed that the rate at which $q_\delta(a | X)$ grows apart from $\pi(a | X)$ depends on the variance of the treatment exposure under the intervention distribution. Another interesting point is that the second derivative depends on the symmetry of $q_\delta(a | X)$. For example, if $q_\delta(a | X)$ is symmetric, its third central moment is zero, which implies that its second derivative is positive and thus, the divergence between $q_\delta(a | X)$ and $\pi(a | X)$ is increasing at an increasing rate. It is easy to determine when the divergence is convex or concave. Recall

that the skewness of a distribution is defined as $\gamma = \mathbb{E}[(A - \mathbb{E}[A])^3] / \text{var}(A)^{3/2}$ for some random variable A . Thus, after rearranging, it follows that the second derivative is negative when

$$-\gamma_Q > \frac{1}{\delta \sqrt{\text{var}_Q(A | X)}}$$

where γ_Q is the skewness under the intervention distribution. This setting is desirable, as now the divergence is increasing at a decreasing rate. An interesting consequence of this skewness result is that the second derivative of the KL-divergence is only negative when the intervention distribution is left-skewed, i.e., when the mass of the distribution is located to the right of its mean. This can be explained by considering the exponential tilt itself - the exponential function $\exp(\delta a)$ tends to disproportionately push the mass of the distribution toward its right tails. For symmetric or right-skewed distributions, this further "stretches" out the mass, but for left-skewed distributions it makes its mass more symmetric.

C R Code

All data used can be freely accessed through the [Harvard Dataverse Fong et al. \[2017\]](#).

```
##### Data Analysis #####

# Required libraries
library(ranger)
library(caret)
library(ggplot2)

# Load in the dataset
file.path <- "dataverse_files/FECForCEM.RData"
load(file.path)

# Define outcomes, treatment, and covariates
y = log(x$Cont+1)
a = log(x$TotAds+1)
x = model.matrix(~ -1 + log(TotalPop) + PercentOver65 + log(Inc + 1) +
                 PercentHispanic + PercentBlack + density +
                 per_collegegrads + CanCommute, data = x)

n = length(y)

# Setting range of \delta for evaluation
delta.min = 0
delta.max = 10
num_delta = 100
delta_vals <- seq(from=delta.min, to=delta.max, length.out=num_delta)

# Number of folds used in cross validation
folds = 5

results = estimate_psi(y=y, a=a, x=x, delta_vals=delta_vals, k=folds)

psihatvals = results[[1]] # \hat{\psi}(\delta)
psihatvars = results[[2]] # \text{Var}(\hat{\psi}(\delta))
alpha = 0.05

# Plotting results
plot.df <- data.frame(cbind(delta=delta_vals,
```

```

        psihat=psihatvals ,
        ci_lower=psihatvals-qnorm(1 - alpha / 2)*sqrt(psihatvars/n),
        ci_upper=psihatvals+qnorm(1 - alpha / 2)*sqrt(psihatvars/n))

ggplot(plot.df, aes(x=delta, y=psihat)) +
  geom_point() +
  geom_errorbar(aes(ymin=ci_lower, ymax=ci_upper), width = 0.2) +
  theme_minimal()

##### Functions #####

estimate_pi <- function(train_a, design_a, train_x, validate_x) {

  # Defining the training dataframe
  train_df <- data.frame(train_x, train_a)

  # Initializing empty list
  pi_predictions <- list()

  # For each design point a_i we estimate E[1/h K((A - a_i) / h) | X]
  for(i in 1:length(design_a)) {

    # To choose the bandwidth h, we cross-validate
    train.control <- trainControl(method = "cv", number = 5)

    # Setting a range of bandwidths to test
    h_vals = seq(0.05, 1, length.out=50)
    h_rmse = list()
    for (m in 1:length(h_seq)) {
      h = h_vals[m]

      # Kernel transformed outcome
      h_out = dnorm((train_a - design_a[i]) / h) / h

      # Using random-forests to estimate E[1/h K((A - a_i) / h) | X]
      a_model <- train(h_out ~ .,
                      data = data.frame(train_x, a=train_a, h_out=h_out),
                      method = "lm", trControl = train.control)

      # Storing RMSE for comparison
      h_rmse[[m]] = a_model$results$RMSE
    }

    # We choose the value of h that minimized the RMSE
    h_opt = h_vals[which.min(unlist(h_rmse))]

    # Estimating E[1/h K((A - a_i) / h) | X] now that we have selected the
    # optimal bandwidth.
    pimod <- ranger(dnorm((train_a - design_a[i]) / h_opt) / h_opt ~ ., data=train_df)

    # Here, we predict using the validation set
    pi_predictions[[i]] = predict(pimod, data=data.frame(validate_x))$predictions
  }

  # Creates a data frame of estimates of \hat{\pi} for each design point
  return(do.call(cbind, pi_predictions))
}

aggregate_muhat <- function(mumod, validate_a, validate_x) {

```

```

# For each design point a_1, ..., a_d we obtain predicted values
# from  $\hat{\mu}_{-k}(x, a)$ 
predicted_mu <- function(z) {
  return(predict(mumod, data=data.frame(validate_x, a=z))$predictions)
}

# Creating dataframe of predicted values for each design point
return(do.call(cbind, lapply(validate_a, predicted_mu)))}

estimate_psi <- function(y, a, x, delta_vals, k=5) {

# Split data into k-folds
folds <- createFolds(y, k=k, list = TRUE, returnTrain = FALSE)

# Initializing empty lists to store estimates
ifvals = list()
varvals = list()
for(i in 1:k) {

# Training sets are all folds except the validation set
train_x = x[-folds[[i]],]
train_a = a[-folds[[i]]]
train_y = y[-folds[[i]]]

# Validation set
validate_x = x[folds[[i]],]
validate_a = a[folds[[i]]]
validate_y = y[folds[[i]]]

# Training  $\hat{\mu}_{-k}(x, a)$  on the observations not contained in fold k
mumod_train <- ranger(y ~ ., data=data.frame(y=train_y, train_x, a=train_a))

# Set design points for numerical integration
design_train_a <- seq(min(train_a), max(train_a), length.out=100)
design_validate_a <- seq(min(validate_a), max(validate_a), length.out=100)

# Validation estimates for  $\hat{\pi}_{-k}(a | x)$ 
pihats_validate <- estimate_pi(train_a, design_train_a, train_x, validate_x)

# Validation estimates for  $\hat{\mu}_{-k}(x, a)$  across all design points
muhats_validate <- aggregate_muhat(mumod_train, design_validate_a, validate_x)

# Initializing empty list for evaluating each  $\delta$ 
delta_ifvals = list()
delta_varvals = list()
for (j in 1:num_delta){

  delta <- delta_vals[j]

# Calculating  $\int_a e^{\delta a} \pi_{-k}(a | X_i) da$  on the validation points
qphat_denom <- rowMeans(pihats_validate %*% diag(exp(delta * design_validate_a)))

# Calculating  $\hat{q}_{-k}(a | x) / \hat{\pi}_{-k}(a | x)$ 
qphat_validate <- exp(delta * validate_a) / qphat_denom

# Calculating  $\hat{\xi}_{-k}(X)$ 
mu_exp <- as.matrix(muhats_validate) %*% diag(exp(delta * design_validate_a))

```

```

muqhat_validate <- rowMeans(mu_exp * pihats_validate) / qphat_denom

# Calculating influence function values
ifval <- qphat_validate*(validate_y - muqhat_validate) + muqhat_validate

# Averaging across each of the k-folds
delta_ifvals[[j]] = mean(ifval)
delta_varvals[[j]] = var(ifval)

}

# Compiling parameter and variance estimates
ifvals[[i]] <- unlist(delta_ifvals)
varvals[[i]] <- unlist(delta_varvals)

}

return(list('psihat'=colMeans(do.call(rbind, ifvals)),
           'variance'=colMeans(do.call(rbind, varvals))))}

```