

# On the number of elements beyond the ones actually observed

by Eugenio Regazzini

*Dipartimento di Matematica, Università degli Studi di Pavia*  
[eugenio.regazzini@unipv.it](mailto:eugenio.regazzini@unipv.it)

In this work, a variant of the birth and death chain with constant intensities, originally introduced by Bruno de Finetti way back in 1957, is revisited. This fact is also underlined by the choice of the title, which is clearly a literal translation of the original one. Characteristic of the variant is that it allows negative jumps of any magnitude. And this, as explained in the paper, might be useful in offering some insight into the issue, arising in numerous situations, of inferring the number of the undetected elements of a given population. One thinks, for example, of problems concerning abundance or richness of species.

The author's purpose is twofold: to align the original de Finetti's construction with the modern, well-established theory of the continuous-time Markov chains with discrete state space and show how it could be used to make probabilistic previsions on the number of the unseen elements of a population. With the aim of enhancing the possible practical applications of the model, one discusses the statistical point estimation of the rates which characterize its infinitesimal description.

## Contents

<b>1</b>	<b>Introduction</b>	<b>2</b>
<b>2</b>	<b>Definition of the process</b>	<b>4</b>
<b>3</b>	<b>Expression of the transition function</b>	<b>7</b>
3.1	Equation of the generating function of the transition probability . . . . .	8
<b>4</b>	<b>Long-time properties of the process</b>	<b>11</b>
4.1	Bounds on the error in approximating the equilibrium . . . . .	12

---

*MSC2020 subject classifications.* Primary 60J27, secondary 62F10.

*Key words and phrases.* Birth-death Markov chain, continuous-time Markov process, estimation by the method of moments, incomplete gamma function, Kolmogorov differential equations, Kummer confluent hypergeometric function, species abundance and richness.

<b>5</b>	<b>Outline of potential practical uses of the model</b>	<b>15</b>
<b>6</b>	<b>Statistical estimation of the unknown probability intensities</b>	<b>18</b>
6.1	Definition of the estimator . . . . .	19
6.2	Asymptotic properties of the estimator . . . . .	21
6.3	Brief mention to the estimation of the rate of negative jumps . . . . .	23
6.4	Final remarks from a Bayesian perspective . . . . .	23
	<b>Appendix</b>	<b>25</b>
A1	Expectation, variance and other moments of the distribution $\varphi_\vartheta$ . . . . .	25
A2	Extension of $L$ and its connection with the incomplete gamma function . . . . .	26
A3	Evaluation of $L(\vartheta)$ for small and moderate values of $\vartheta$ . . . . .	29
A4	Asymptotic approximation of $L$ (large $\vartheta$ ) . . . . .	29
	<b>Acknowledgements</b>	<b>32</b>
	<b>References</b>	<b>32</b>

## 1 Introduction

This work is concerned with a variant of the *birth and death chain* with constant intensities. Distinguished characteristic of the variant is that it allows negative jumps of any magnitude. It had already been analysed by Bruno de Finetti (see de Finetti (1957)) in a collectanea dedicated to the Italian mathematician Filippo Sibirani, that has had somewhat limited circulation and is now hard to find. This is one of the reasons why it might be worth revisiting that old work. Another reason, since de Finetti’s paper is written in a rather informal style, is that it deserves a bringing into line with the modern theory of continuous-time Markov chains, that is de facto what the present one aims to do. But the most decisive factor in its revisitation is one sees a real possibility that it may be conducive to useful results concerning some aspects of the problem, arising in numerous scientific disciplines, of inferring the *number* of undetected elements of some population on the basis of the detected elements of a proper part of it. From this point of view, in addition to the transparent, but somewhat limited example provided by de Finetti himself, one thinks of the topical issue of assessing the number of unseen specimens (abundance) of a given species (unseen species (richness), respectively) within a given area. Consider the case of a specific species of bird where detection occurs, e.g., by means of successive applications of the “mark and recapture” method. Then, the unknown number, say  $X(t)$ , of specimens which, beyond the ones marked during  $[0, t]$ , live in that area at time  $t$ , is an example of the number mentioned in the title. Its evaluation plays a crucial role in many ecological studies. Adaptation of the previous description to species richness is obvious. An example of a completely different nature is offered by the migrants who, during a certain interval time, say  $[0, t]$ , set sail from Africa headed for Italy along any Mediterranean route. Their number is undetectable, while there are data concerning arrivals, rescues at sea and shipwreck victims. Here,  $X(t)$

is the number of migrants gone missing. In other words, it is the number of migrants beyond the ones who have been counted, during  $[0, t]$ , in one of the above three groups. Formalising the aforesaid phenomena according to de Finetti's model is tantamount to assuming that  $X := \{X(t) : t \geq 0\}$  forms a continuous-time Markov chain with state space  $S = \mathbb{Z}^+ := \{0, 1, \dots\}$ , positive jumps of magnitude 1 – corresponding to the entry of a new specimen, or species respectively, into the area, or a new embarkation – and negative jumps of any magnitude – corresponding to the number of specimens, or species, trapped and not yet marked, or migrants counted in any of the three groups as specified above. With respect to the extensive literature on the estimation of species abundance, or richness, the modeling described above, as well as possible variants to correct its excessive simplicity, is decidedly unusual, at least to the present author knowledge. In fact, starting from the celebrated study by Fisher *et al.* (1943), all approaches concentrate, even if from different viewpoints, on statistical modeling of procedures of observation, rather than the elementary factors in determining the number of undetected elements, and only at a later stage the statistical quantitative assessment of those factors. An analysis of the pros and cons is outside the scope of this paper. One limits oneself to giving a short list of recent papers which, besides specific original results, contain insightful accounts of the main existing different statistical approaches to estimating both richness and abundance of species: Orlitsky *et al.* (2016); Baek and Park (2022); Tekwa *et al.* (2023), Mushagalusa *et al.* (2024); Camerlenghi *et al.* (2024).

Returning to the present paper, one notes that the title is an almost literal translation of the Italian original, which is in agreement with the fact that it maintains the structure of the original. The main statements throughout the paper are labelled with capital letters in brackets, i.e., (A), (B), . . . .

The rest of the paper is organised as follows. In Section 2 one proves existence and uniqueness of the Markov chain corresponding to the infinitesimal description proposed by de Finetti. Section 3 is devoted to the deduction of the corresponding transition function. Long-term properties (equilibrium, invariance, etc.) form the subject of Section 4. In particular, in Subsection 4.1 one finds bounds on the error in approximating the equilibrium when that error is measured by means of both the Kolmogorov uniform distance and the Gini dissimilarity index. A bound on the absolute difference between moments of the same order is exhibited too. Section 5 describes how to use the Markov chain under study in order to address some of the issues typically explored within the above-mentioned literature, including a statistical model which stems, in a consistent way, from the same chain. Section 6 deals with the problem of estimating the unknown rates (parameters) of the infinitesimal description of the process, under the realistic assumption that no data are available except for jump times and magnitudes of negative jumps. The deduction of estimators from the above-mentioned statistical model, as it would be natural to do, requires an in-depth novel analysis which is outside the scope of the present work. Then, one confines oneself to considering the case in which jump times either remain unknown or are deliberately ignored, and, consequently, to adopting the conventional statistical model which sees the magnitudes as conditionally independent and identically distributed (i.i.d.) random numbers. Within such a model, one discusses definition and basic properties of a specific estimator obtained by the classical method

of moments; see Subsections 6.1 and 6.2. The same estimator is reinterpreted, in Subsection 6.4, from a Bayesian standpoint. Section 6 contains, here and there, remarks on both the numerical evaluation and approximation of the most relevant “statistical” functions which appear therein. The respective formal proofs are collected in a separate Appendix, split into a number of paragraphs referred to as A1, A2, . . . .

## 2 Definition of the process

As already mentioned, in de Finetti (1957) it is assumed, without proof, that there exists a continuous-time Markov process with state-space  $S = \mathbb{Z}^+$  and infinitesimal transition rates  $q(i, j)$  given by

$$(1) \quad \begin{cases} q(i, i+1) = \lambda, q(i, i+k) = 0 & (i, k \in S, k \geq 2) \\ q(i, i-k) = \mu \text{ or } 0 & \text{depending on } i \geq 1 \text{ and } k = 1, \dots, i, \text{ or } k > i \geq 0 \\ q(i, i) = -(\lambda + i\mu) & (i \in S) \end{cases}$$

where  $\lambda$  and  $\mu$  are strictly positive numbers:  $\lambda$ ,  $\mu$  and  $(\lambda + i\mu)$  represent the probability intensities to go from  $i$  to  $(i+1)$ , from  $i$  to  $(i-k)$  and to leave  $i$ , respectively. For the sake of illustration, in the second example,  $\lambda dt$  represents the first-order approximation to the probability that, during a length  $dt$  time-interval, a new migrant boards,  $\mu dt$  the same kind of approximation to the probability that any number of migrants be counted in one of the three classes (arrivals, rescue at sea, deaths at sea).

The remaining part of the section focuses on the proof of the existence of the Markov process consistent with the infinitesimal description (1). To this end, following the established literature on the subject (in particular, Norris (1997) and Liggett (2010)), one introduces

- the set  $\Omega$  of all right-continuous functions  $\omega: \mathbb{R}^+ := [0, +\infty) \rightarrow S$  with *finitely many jumps* in any *bounded time-interval*,
- the random function  $X(t, \omega) := \omega(t)$  defined for every  $(t, \omega) \in \mathbb{R}^+ \times \Omega$ ,
- its section  $X(t) := X(t, \cdot)$  determined by  $t$ .

The set  $S$  is endowed with the discrete topology and the corresponding  $\sigma$ -algebra, i.e. the power set  $\mathcal{P}(S)$ , while the  $\sigma$ -algebra  $\mathcal{F}$  on  $\Omega$  is the smallest such that the mapping  $X(t)$  is measurable for every  $t \in \mathbb{R}^+$ . Moreover, for every  $t \in \mathbb{R}^+$ ,  $\mathcal{F}_t^0$  is defined to be the smallest  $\sigma$ -algebra w.r.t. which  $X(s)$  is measurable for every  $s \leq t$ , and then  $\{\mathcal{F}_s := \bigcap_{t>s} \mathcal{F}_t^0 : s \geq 0\}$  forms a right-continuous filtration and, of course, the process  $\{X(t) : t \geq 0\}$  turns out to be adapted to it. In this context, a *Markov chain* on  $S$  is meant as

(\*) a collection of probability measures  $\{\mathbb{P}^x : x \in S\}$  on  $(\Omega, \mathcal{F})$  satisfying both

$$\mathbb{P}^x\{X(0) = x\} = 1$$

and the *Markov property*

$$\mathbb{P}^x(Y \circ X(t+s) \mid \mathcal{F}_s) = \mathbb{P}^{X(s)}(Y \circ X(t+s)) \quad \text{a.s.}-\mathbb{P}^x$$

for all  $x \in S$ , all bounded measurable  $Y : (\Omega, \mathcal{F}) \rightarrow (\mathbb{R}, \mathcal{B}(\mathbb{R}))$ , all  $s, t$  in  $\mathbb{R}^+$ .<sup>(1)</sup>

It is well-known that, as far as the construction of any Markov chain is concerned, the concept of transition function plays a key role. It is then worth recalling that any *transition function*  $p_t(x, y)$  is defined, for every  $t \in \mathbb{R}^+$  and every  $(x, y) \in S^2$ , in such a way that

$$(**) \quad p_t(x, y) \geq 0, \quad \sum_{y \in S} p_t(x, y) = 1, \quad \lim_{t \downarrow 0^+} p_t(x, x) = p_0(x, x) = 1$$

hold true along with the Chapman-Kolmogorov equations

$$(***) \quad p_{s+t}(x, y) = \sum_{z \in S} p_s(x, z)p_t(z, y).$$

In point of fact, given the same measurable space  $(\Omega, \mathcal{F})$  as above, along with a transition function  $p_t(x, y)$ , the products

$$\prod_{j=0}^{n-1} p_{t_{j+1}-t_j}(x_j, x_{j+1})$$

defined for every  $0 =: t_0 < t_1 < \dots < t_n$ , every  $(x_1, \dots, x_n) \in S^n$  and every  $n \in \mathbb{Z}^+ \setminus \{0\}$ , form a system of consistent finite-dimensional distributions, whatever the initial state  $x_0$  may be. A salient fact is that combination of the Kolmogorov extension theorem with right-continuity of the elements of  $\Omega$  implies that there is one and only one probability measure  $\mathbb{P}^x$  on  $(\Omega, \mathcal{F})$  satisfying both the Markov property and

$$\mathbb{P}^x\{X(t_1) = x_1, \dots, X(t_n) = x_n\} = \prod_{j=0}^{n-1} p_{t_{j+1}-t_j}(x_j, x_{j+1})$$

with  $x_0 = x$ . This is nothing but a constructive definition of Markov chain that is rightly called *transition probability definition*. Thus, returning to the original infinitesimal setting, it has to be checked whether the infinitesimal rates (1) determine a unique transition function or, to be more explicit, there is a unique transition function  $p_t(x, y)$  that satisfies the *Kolmogorov backwards equations*

$$(2) \quad \begin{cases} \frac{d}{dt} p_t(x, y) = \sum_{z \in S} q(x, z)p_t(z, y) & (t > 0, (x, y) \in S^2) \\ p_0(x, y) = \delta_{xy} & ((x, y) \in S^2) \end{cases}$$

---

<sup>(1)</sup>Throughout the paper, one adopts the notation  $\mu(f) := \int f d\mu$ .

when the rates  $q$  are the same as in (1), and  $\delta_{xy}$ , as usual, stands for the Kronecker delta.

It is well-known that (2) has a minimal solution  $p_t^*(x, y)$  which satisfies (\*\*\*) and (\*\*), possibly except for stochasticity, i.e. the second relationship therein (Liggett (2010): Theorems 2.25, 2.26(a) and Proposition 2.21). In truth, these facts take place for any matrix  $Q := \{q(i, j) : i, j \in S\}$  such that  $q(i, j) \geq 0$  for  $i \neq j$  and  $\sum_j q(i, j) = 0$ . It is now interesting to wonder whether the minimal solution to (2), when the elements of  $Q$  are specified by (1), is stochastic. Indeed, in such a case,  $p_t^*(x, y)$  turns out to be the unique transition function satisfying (2), according to point (b) in the aforementioned Theorem 2.26. To adequately discuss the issue, one introduces the jump matrix  $\Pi$  associated with the matrix  $Q$  defined by (1), that is

$$\Pi := \left\{ \pi(i, j) := \frac{q(i, j)}{c(i)} \text{ if } i \neq j, \pi(i, i) = 0, c(i) := -q(i, i) = \lambda + i\mu \right\}.$$

In point of fact, the following statement is valid.

(A) *Any discrete-time Markov chain on  $S$ , with initial distribution a strictly positive probability measure  $\tau$  on  $\mathcal{P}(S)$  and transition probabilities  $\pi(i, j)$  given by the entries of  $\Pi$ , is irreducible and recurrent. Then, the minimal solution to (2),  $p_t^*(x, y)$ , is stochastic.*

*Proof of (A).* For the validity of the latter statement see, e.g., Liggett (2010), Corollary 2.34(b). As to the former, irreducibility is obvious while recurrence can be established by proving that the homogeneous system

$$(3) \quad \begin{cases} x_i = \sum_{j \neq 1} \pi(i, j)x_j & i \neq 1 \\ 0 \leq x_i \leq 1 & i \neq 1 \end{cases}$$

does not admit other solutions than the trivial one; see Billingsley (1995), Theorem 8.5. Now, it holds that  $x_0 = 0$  and, for any  $(x_n)_{n \geq 2}$  satisfying the system, one obtains  $x_3 - x_2 = 2x_2/\vartheta$ ,  $x_{i+1} - x_i = (1 + i/\vartheta)(x_i - x_{i-1})$  for every  $i \geq 3$ , where  $\vartheta = \lambda/\mu$ . Thus,  $x_n \uparrow +\infty$  if  $x_2 > 0$ , which prevents it from being a solution to (3), whilst  $x_n = 0$  for every  $n = 2, 3, \dots$ , if  $x_2 = 0$ .  $\square$

This paves the way for a direct application of the theorem of existence and uniqueness for Markov chains (see, e.g., Liggett (2010), Theorem 2.37).

(B) *There is a unique transition function  $p_t^*(x, y)$  such that the elements  $q$  given in (1) represent actual probability intensities, i.e.,*

$$q(x, y) = \left. \frac{d}{dt} p_t^*(x, y) \right|_{t=0} \quad (x, y \in S^2).$$

*Moreover, there is a unique Markov chain in the sense of (\*) such that the measures  $\mathbb{P}^x$  satisfy*

$$\mathbb{P}^x \{X(t) = y\} = p_t^*(x, y) \quad (x, y \in S^2, t \geq 0).$$

Proposition (B) confirms the substantial validity of the procedure followed in the original paper to define the process of interest. To complete the picture, here is a hint about the so-called *jump chain/holding time* description of the Markov chain under study. *Jump times* are denoted by  $J_0, J_1, \dots$  and *holding times* by  $S_1, S_2, \dots$ :

$$J_0 \equiv 0, J_{n+1} := \inf\{t \geq J_n : X(t) \neq X(J_n)\} \quad (\inf \emptyset := +\infty)$$

and

$$S_n := J_n - J_{n-1}$$

for  $n = 1, 2, \dots$ , with the proviso that  $S_n := +\infty$  if  $J_{n-1} = +\infty$ ,  $X(+\infty) := X(J_n)$  if  $J_{n+1} = +\infty$  for some  $n$ . It should be noted that, according to (\*), one has  $\sup_n J_n = +\infty$ , i.e.  $X$  does not explode. The discrete-time process  $(Y_n)_{n \geq 0}$  defined by

$$Y_n := X(J_n)$$

is called *jump chain*. The relevant facts are:

- $X(t) = Y_n$  for  $J_n \leq t < J_{n+1}$  ( $n = 0, 1, \dots$ ).
- Conditional on  $\{X(0) = x\}$ , the jump chain  $(Y_n)_{n \geq 0}$  is discrete-time Markov  $(\delta_x, \Pi)$ , where  $\delta_x$  stands for the point mass at  $x$  and  $\Pi$  is the same jump matrix as in (A).
- Conditional on  $(Y_n)_{n \geq 0}$ , the holding times  $S_1, S_2, \dots$  turn out to be independent random numbers, and  $S_n$  has exponential distribution of parameter  $c(Y_{n-1}) = \lambda + \mu Y_{n-1}$  ( $n = 1, 2, \dots$ ).

Conversely, given sequences  $(Y_n)_{n \geq 0}, (S_n)_{n \geq 1}$  with  $Y_0 \equiv x$  and the same distributional properties as the above jumps and holding times, respectively, then the random function

$$t \mapsto Y_{\nu(t)} \quad \text{on } \{t : \nu(t) < +\infty\}$$

where

$$\nu(t) := \begin{cases} \min\{n \geq 0 : S_1 + \dots + S_{n+1} > t\} & \text{if } \sum_{j \geq 1} S_j > t \\ \infty & \text{otherwise} \end{cases}$$

forms a continuous-time Markov chain with the same transition function  $p_t^*$  as in (B).

### 3 Expression of the transition function

Expressions for  $p_t^*$  can be obtained by solving either (2) or the *Kolmogorov forward equations*

$$(4) \quad \begin{cases} \frac{d}{dt} p_t(x, y) = \lambda p_t(x, y-1) - (\lambda + \mu y) p_t(x, y) + \\ \quad \quad \quad + \mu \sum_{z \geq y+1} p_t(x, z) & (t > 0, (x, y) \in S^2, p_t(x, -1) \equiv 0) \\ p_0(x, y) := \delta_{xy} & ((x, y) \in S^2) \end{cases}$$

since  $p_t^*$  must be solution to (4) in view of a well-known theorem (see, e.g. Norris (1997), Theorem 2.8.6). In fact, de Finetti (1957) considers the equivalent form of (4) one obtains by summing the terms in the first line of (4) w.r.t.  $y$  over  $\{0, 1, \dots, n-1\}$ . In fact, putting

$$R_t(\delta_x, n) := \sum_{y \geq n} p_t(x, y) \quad \text{if } t > 0$$

and

$$R_0(\delta_x, n) := \mathbb{1}\{n \leq x\}$$

for every  $(x, n)$  in  $S^2$ , one obtains

$$(5) \quad \begin{cases} \frac{d}{dt} R_t(\delta_x, n) = \lambda R_t(\delta_x, n-1) - (\lambda + n\mu) R_t(\delta_x, n) \\ n = 1, 2, \dots \end{cases}$$

It is easy to see that the solution to (5) given by formula (3) in the original paper is misprinted: e.g., it violates the condition  $R_t(\delta_x, n) \rightarrow R_0(\delta_x, n)$  as  $t \rightarrow 0^+$ . Then, new computations are made in the next subsection.

### 3.1 Equation of the generating function of the transition probability

The generating function

$$g_t(x; z) := \sum_{n \geq 0} R_t(\delta_x, n) z^n \quad (t \geq 0, x \in S, -z_0 \leq z \leq z_0 \text{ for some } z_0 \text{ in } (0, 1))$$

is used, via the theorem for the differentiation of power series, to transform (5) into

$$\sum_{n \geq 0} z^n \frac{d}{dt} R_t(\delta_x, n) = \lambda - \lambda(1-z)g_t(x; z) - \mu z \frac{\partial}{\partial z} g_t(x; z)$$

which becomes

$$(6) \quad \left( \frac{\partial}{\partial t} + \mu z \frac{\partial}{\partial z} \right) g_t(x; z) = \lambda - \lambda(1-z)g_t(x; z)$$

by force of the following argument. Letting  $f_t(n; z) := z^n R_t(\delta_x, n)$ , one can write

$$g_t(x; z) := \sum_{n \geq 0} R_t(\delta_x, n) z^n = \int_S f_t(n; z) \nu(dn)$$

where  $\nu$  stands for the counting measure on  $S$ , and

$$\left| \frac{\partial}{\partial t} f_t(n; z) \right| = |z|^n \left| \frac{\partial}{\partial t} R_t(\delta_x, n) \right| \leq (\lambda + n\mu) \cdot |z_0|^n.$$

Since the majorant function is independent of  $t$ , and

$$\int_S (\lambda + n\mu) |z_0|^n \nu(dn) < +\infty$$



then differentiation under integral sign

$$\frac{\partial}{\partial t} \int_S f_t(n; z) \nu(dn) = \int_S \frac{\partial}{\partial t} f_t(n; z) \nu(dn)$$

is valid for  $t > 0$  and  $-z_0 \leq z \leq z_0$ ; see Billingsley (1995), Theorem 16.8 (ii). Now, one has to find solutions to (6) which satisfy the initial condition

$$(7) \quad g_0(x; z) = \sum_{n \geq 0} \mathbb{1}\{n \leq x\} z^n = \sum_{n=0}^x z^n \quad (|z| < z_0).$$

Equation (6) is equivalent to the system of ordinary differential equations

$$dt = \frac{dz}{\mu z} = \frac{dg_t}{\lambda(1 - (1 - z)g_t)}.$$

Integration of

$$dt = \frac{dz}{\mu z}$$

gives

$$(8) \quad c_1 = ze^{-\mu t}.$$

Taking

$$\frac{dz}{\mu z} = \frac{dg_t}{\lambda(1 - (1 - z)g_t)}$$

as second equation of the system, i.e.

$$\frac{dg_t}{dz} = -\vartheta \frac{1 - z}{z} g_t + \frac{\vartheta}{z} \quad (\vartheta = \lambda/\mu)$$

one has

$$\begin{aligned} g_t(x; z) &= |z|^{-\vartheta} e^{\vartheta z} \left[ c_2 + \vartheta \int_0^z \frac{1}{x} |x|^\vartheta e^{-\vartheta x} dx \right] \\ &= |z|^{-\vartheta} e^{\vartheta z} \left[ c_2 + \vartheta |z|^\vartheta \int_0^1 u^{\vartheta-1} e^{-\vartheta zu} du \right] \\ &= |z|^{-\vartheta} e^{\vartheta z} \left[ c_2 + |z|^\vartheta e^{-\vartheta z} \Phi(1, \vartheta + 1, \vartheta z) \right] \end{aligned}$$

where  $\Phi$  denotes the *Kummer confluent hypergeometric function*. Hence, letting  $t = 0$ , which entails  $z = c_1$  in view of (8), and recalling the initial condition (7), one obtains

$$c_2 = |c_1|^\vartheta e^{-\vartheta c_1} g_0(x; c_1) - |c_1|^\vartheta e^{-\vartheta c_1} \Phi(1, \vartheta + 1, \vartheta c_1)$$

where

$$g_0(x; c_1) = \sum_{j=0}^x c_1^j.$$

Then, since  $c_1 = ze^{-\mu t}$  (from (8)), it turns out that

$$c_2 = |z|^\vartheta e^{-\vartheta\mu t - \vartheta ze^{-\mu t}} \left[ \sum_{j=0}^x z^j e^{-\mu t j} - \Phi(1, \vartheta + 1, \vartheta ze^{-\mu t}) \right]$$

and, consequently,

$$g_t(x; z) = \Phi(1, \vartheta + 1, \vartheta z) + e^{-\vartheta z(e^{-\mu t} - 1) - \vartheta\mu t} \left[ \sum_{j=0}^x z^j e^{-\mu t j} - \Phi(1, \vartheta + 1, \vartheta ze^{-\mu t}) \right]$$

which, in view of the power series definition of the Kummer function  $\Phi$ , becomes

$$g_t(x; z) = \sum_{n \geq 0} z^n R_t^*(\delta_x, n)$$

with

$$(9) \quad R_t^*(\delta_x, n) = \frac{\vartheta^n}{(\vartheta + 1)_n} + e^{-(\vartheta+n)\mu t} \sum_{\rho=0}^n \frac{(\vartheta(e^{\mu t} - 1))^\rho}{\rho!} \left( \mathbb{1}_{[n-\rho, +\infty)}(x) - \frac{\vartheta^{n-\rho}}{(\vartheta + 1)_{n-\rho}} \right)$$

$(\vartheta)_n$  being the Pochhammer symbol for the *rising factorial*, i.e.,  $(\vartheta)_n := \vartheta(\vartheta + 1) \dots (\vartheta + n - 1)$  if  $n \geq 1$ , and  $(\vartheta)_0 := 1$ . Then,

(C) *The transition function of the Markov chain, whose existence has been established in (B), is given by*

$$p_t^*(x, y) \equiv R_t^*(\delta_x, y) - R_t^*(\delta_x, y + 1)$$

for every  $x, y$  in  $S$  and  $t \geq 0$ , where  $R_t^*$  is defined by (9).

In the rest of the paper, given any probability  $\tau$  on  $S$ , the symbols  $(\tau, \{\mathbf{P}^x : x \in S\})$  and  $\mathbf{P}^{(\tau)}$  will designate the Markov chain  $X$  with initial distribution  $\tau$  and transition function  $p_t^*(x, y)$ , and the corresponding probability measure on  $(\Omega, \mathcal{F})$ , respectively. Then,

$$\begin{aligned} R_t^*(\tau, n) &:= \mathbf{P}^{(\tau)}\{X(t) \geq n\} = \sum_{x \geq 0} \tau(x) R_t^*(\delta_x, n) \quad (n \in S) \\ &= I(n) + e^{-(\vartheta+n)\mu t} \sum_{\rho=0}^n \frac{(\vartheta(e^{\mu t} - 1))^\rho}{\rho!} \Delta(n - \rho) \end{aligned}$$

where

$$I(n) := \frac{\vartheta^n}{(\vartheta + 1)_n} \quad (n \in S)$$

and

$$\Delta(n) := \tau([n, +\infty)) - I(n) \quad (n \in S).$$

An immediate consequence of these definitions is that

$$(10) \quad \pi^*(n) := I(n) - I(n+1) = \frac{\vartheta^n}{(\vartheta+1)_{n+1}}(n+1) \quad (n \in S)$$

is a probability density function w.r.t. the counting measure on  $(S, \mathcal{P}(S))$ . The corresponding probability measure, denoted by the same symbol, has *finite moments of any order*. Indeed, for every  $\rho > 0$ , one has

$$(11) \quad \sum_{n \geq 1} n^\rho \pi^*(n) = \rho \sum_{n \geq 1} \int_{n-1}^n x^{\rho-1} I(n) dx = \sum_{n \geq 1} I(n) \{n^\rho - (n-1)^\rho\}.$$

Since

$$0 < I(n) \{n^\rho - (n-1)^\rho\} \leq n^\rho \frac{\vartheta^n}{n!} \quad (n \geq 1)$$

then the series has a finite sum.

Moreover, setting  $z := \vartheta(e^{\mu t} - 1)$ , one gets

$$\begin{aligned} \sum_{n \geq 1} \{n^\rho - (n-1)^\rho\} \left| e^{-(\vartheta+n)\mu t} \sum_{\rho=0}^n \frac{z^\rho}{\rho!} \Delta(n-\rho) \right| &\leq \\ &\leq \sum_{n \geq 1} \{n^\rho - (n-1)^\rho\} e^{-(\vartheta+n)\mu t + z} < +\infty \end{aligned}$$

which, combined with the previous result, entails

$$(12) \quad \mathbf{P}^{(\tau)}(|X(t)|^\rho) < +\infty$$

for every starting distribution  $\tau$ , every  $\rho > 0$  and  $t > 0$ . Of course, (12) extends to  $t = 0$  if  $\tau$  has finite  $\rho$ -th moment.

Other properties of  $(\tau, \{\mathbf{P}^x : x \in S\})$ , in particular long-time properties, are described in the next section.

## 4 Long-time properties of the process

It is plain to see that  $\pi^*$  is the equilibrium distribution, i.e., the limiting probability distribution of  $p_t^*(x, \cdot)$ , as  $t \rightarrow +\infty$ , for all  $x$ . Some of its more interesting properties are described in the following two propositions. The former concerns stationarity.

(D) *The limiting probability distribution  $\pi^*$  is invariant for the Markov chain with transition function  $p_t^*$ , that is*

$$\pi^*(y) = \sum_{x \geq 0} \pi^*(x) p_t^*(x, y) \quad (y \in S, t \geq 0).$$

Moreover,  $(\pi^*, \{\mathbf{P}^x : x \in S\})$  is a stationary Markov chain, i.e., the joint distribution

$$\sum_{x \in S} \pi^*(x) \mathbf{P}^x \{X(t_1 + s) \in A, \dots, X(t_n + s) \in A_n\} \quad (A_j \subset S, j = 1, \dots, n)$$

is independent of  $s$  whenever  $0 \leq t_1 + s < t_2 + s < \dots < t_n + s$ .

The latter proposition pertains to the class structure of the chain and ergodicity.

(E) *Every state  $x \in S$  is positive recurrent, i.e.,*

$$\mathbf{P}^x(\{t \geq 0 : X(t) = x\} \text{ is unbounded}) = 1$$

and the expectation  $\mathbf{P}^x$  of the return time

$$T_x := \inf\{t > J_1 : X(t) = x\}$$

obeys

$$\mathbf{P}^x(T_x) = \frac{(\vartheta + 1)_x}{\mu(\vartheta + x)(1 + x)\vartheta^x}.$$

Moreover, the ergodic condition holds true, i.e.,

$$\mathbf{P}^{(\tau)}\left\{\frac{1}{t}\int_0^t f(X(s)) ds \rightarrow \sum_{x \geq 0} \pi^*(x)f(x) \text{ as } t \rightarrow +\infty\right\} = 1$$

for any  $\tau$  and every bounded function  $f: S \rightarrow \mathbb{R}$ .

Propositions (D) and (E) follow from plain combinations of (A) with some basic results, for which the reader is referred to Norris (1997): Theorems 3.5.1, 3.5.2, 3.5.3, 3.8.1, Liggett (2010), Subsection 2.6.1.

#### 4.1 Bounds on the error in approximating the equilibrium

In this subsection the speed of approach to equilibrium is considered from two different points of view: convergence of the cumulative distribution of  $X(t)$  and convergence of its moments. The corresponding results also provide expressive bounds on the error in approximating for fixed  $t$ .

The first statement is about the Kolmogorov *uniform distance* between  $\Pi^*(x) := \sum_{n \leq x} \pi^*(n)$ ,  $x \in \mathbb{R}$ , and the cumulative distribution function  $F_{X(t)}^{(\tau)}$  of  $X(t)$ , i.e.,  $F_{X(t)}^{(\tau)}(x) := \mathbf{P}^{(\tau)}\{X(t) \leq x\}$ .

(F) *If  $T(x) := \sum_{n \leq x} \tau(n)$ ,  $x \in \mathbb{R}$ , then*

$$\begin{aligned} & \sup\{|\Pi^*(x) - F_{X(t)}^{(\tau)}(x)| : x \in \mathbb{R}\} \\ & \leq \sup\{|\Pi^*(x) - T(x)| : x \in \mathbb{R}\} \exp\{-\mu t - \vartheta(e^{\mu t} + \mu t - 1)\}. \end{aligned}$$

*Proof of (F).* The uniform distance between  $\Pi^*$  and  $F_{X(t)}^{(\tau)}$  is equal to

$$\sup_{n \geq 1} |R_t^*(\tau, n) - I(n)| \leq \sup_n \Delta(n) \cdot \sup_n e^{-(\vartheta+n)\mu t} e_{n-1}(\vartheta(e^{\mu t} - 1))$$

(from the end of Section 3, with the proviso that  $e_\nu(x) := \sum_{k=0}^\nu x^k/k!$ )

$$\begin{aligned}
&= \sup_n \Delta(n) \cdot \sup_n e^{-\vartheta\mu t} \sum_{\rho=0}^{n-1} e^{-\mu t(n-\rho)} \frac{(\vartheta(1 - e^{-\mu t}))^\rho}{\rho!} \\
&\leq \sup_n \Delta(n) e^{-\vartheta\mu t - \mu t + \vartheta(1 - e^{-\mu t})}. \quad \square
\end{aligned}$$

The next result concerns the error of the  $m$ -th moment of  $\Pi^*$  in approximating the homologous moment of  $F_{X(t)}^{(\tau)}$ .

(G) *If the starting distribution  $\tau$  has finite  $m$ -th moment, for some integer  $m \geq 1$ , then*

$$\left| \int_{\mathbb{R}} x^m d(F_{X(t)}^{(\tau)}(x) - \Pi^*(x)) \right| \leq m \mathcal{K}_{h_m}(\tau, \pi^*) \cdot \exp\{-\mu t - \vartheta(e^{-\mu t} + \mu t - 1)\} \quad (t \geq 0)$$

where  $h_m$  is a real-valued function and  $\mathcal{K}_{h_m}(\tau, \pi^*)$  a real number defined by

$$h_m(x) := \sum_{\rho \geq 0} \frac{e^{-\vartheta}}{\rho!} \vartheta^\rho (x + \rho)^{m-1} \quad (x \geq 0)$$

and

$$\mathcal{K}_{h_m}(\tau, \pi^*) := \int_0^{+\infty} h_m(x) |T(x) - \Pi^*(x)| dx$$

respectively.

*Remark.*  $\mathcal{K}_{h_m}$  is an example of *Kantorovich-Rubinstein functional*. It represents the value of the minimal (total) translocation cost in the case of transits permitted (masses  $q$  on  $S^2$  such that  $q(\{n\} \times S) - q(S \times \{n\}) = \tau(n) - \pi^*(n)$ , for every  $n \in S$ ), when the unit cost  $c$  of transportation from  $x$  to  $y$  is given by

$$c(x, y) = |x - y| \max(h_m(x), h_m(y)).$$

For a comprehensive account of these concepts, the reader is referred to Rachev *et al.* (2013), Chapter 5.

*Proof of (G).* Recalling that the  $m$ -th moment of a probability distribution  $p$  supported by some subset of  $\mathbb{R}^+$ , with cumulative distribution function  $F_p$ , is presentable as

$$\int_{\mathbb{R}} x^m p(dx) = m \int_0^{+\infty} x^{m-1} [1 - F_p(x)] dx$$

then, by force of (11)-(12), the absolute difference between moments to be investigated can be written and majorised as follows

$$\begin{aligned}
&\left| \int_{\mathbb{R}} x^m d(F_{X(t)}^{(\tau)} - \Pi^*) \right| = \left| \sum_{k \geq 0} ((k+1)^m - k^m) (R_t^*(\tau, k+1) - I(k+1)) \right| \\
&\leq f(t; \vartheta, \mu) \sum_{\rho \geq 0} \mathcal{P}_{g(t)}(\rho) \sum_{\nu \geq 1} [(\rho + \nu)^m - (\rho + \nu - 1)^m] \cdot |T(\nu - 1) - \Pi^*(\nu - 1)|
\end{aligned}$$

(where  $\mathcal{P}_{g(t)}$  denotes the Poisson distribution with parameter  $g(t) := \vartheta(1 - e^{-\mu t})$ ,  $f(t; \vartheta, \mu) := \exp\{g(t) - t(\lambda + \mu)\}$ )

$$\begin{aligned} &= f(t; \vartheta, \mu) \sum_{\rho \geq 0} \mathcal{P}_{g(t)}(\rho) \sum_{\mu \geq 1} m \int_{\nu-1}^{\nu} (\rho + x)^{m-1} dx \cdot |T(\nu - 1) - \Pi^*(\nu - 1)| \\ &= f(t; \vartheta, \mu) m D_m(t) \end{aligned}$$

where  $D_m(t) := \int_0^{+\infty} \sum_{\rho \geq 0} \mathcal{P}_{g(t)}(\rho) (\rho + x)^{m-1} \cdot |T(x) - \Pi^*(x)| dx$ . The last equality is a consequence of the Fubini theorem applied to the integral of the positive function  $(\rho, x) \mapsto (\rho + x)^{m-1} |T(x) - \Pi^*(x)|$ ,  $(\rho, x) \in S \times \mathbb{R}^+$ , w.r.t. the measure  $\mathcal{P}_{g(t)} \times \text{Leb}$ . To complete the proof it suffices to check the validity of the following relations, in which  $S(\cdot, \cdot)$  denotes the generic Stirling number of the second kind.

$$\begin{aligned} G(t, x) &:= \sum_{\rho \geq 0} \mathcal{P}_{g(t)}(\rho) (\rho + x)^{m-1} \quad (\text{finite for every } t \geq 0, x \geq 0) \\ &= \sum_{j=0}^{m-1} \binom{m-1}{j} x^{m-1-j} \sum_{k=0}^j S(j, k) g(t)^k \\ &\leq \sum_{j=0}^{m-1} \binom{m-1}{j} x^{m-1-j} \sum_{k=0}^j S(j, k) \vartheta^k \\ &= \sum_{\rho \geq 0} \mathcal{P}_{\vartheta}(\rho) (\rho + x)^{m-1} =: h_m(x). \end{aligned}$$

Then,

$$\begin{aligned} 0 \leq D_m(t) &= \int_0^{+\infty} G(t, x) |T(x) - \Pi^*(x)| dx \\ &\leq \int_0^{+\infty} h_m(x) |T(x) - \Pi^*(x)| dx = \mathcal{K}_{h_m}(\tau, \pi^*) \\ &= \sum_{j=0}^{m-1} \sum_{k=0}^j \binom{m-1}{j} S(j, k) \vartheta^k \int_0^{+\infty} x^{m-1-j} |T(x) - \Pi^*(x)| dx \\ &< +\infty \end{aligned}$$

since, by hypothesis,

$$\int_0^{+\infty} x^{m-1-j} |T(x) - \Pi^*(x)| dx < +\infty$$

for  $j = 0, \dots, m-1$ . □

*Remark.* If  $m = 1$  and  $\mathbf{P}_{X(t)}^{(\tau)}$  denotes the probability distribution (under  $\mathbf{P}^{(\tau)}$ ) of  $X(t)$ , then  $\mathcal{K}_{h_m}(\mathbf{P}_{X(t)}^{(\tau)}, \pi^*)$  reduces to the *Gini dissimilarity index*

$$\mathcal{G}(\mathbf{P}_{X(t)}^{(\tau)}, \pi^*) = \int_{\mathbb{R}} |F_{X(t)}^{(\tau)}(x) - \Pi^*(x)| dx$$

that, historically, can be viewed as a prototype of Kantorovich functional. See, once again, Rachev *et al.* (2013). Then, the same argument as in the previous proof can be used to validate the inequality

$$\mathcal{G}(\mathbf{P}_{X(t)}^{(\tau)}, \pi^*) \leq \exp\{-\mu t - \vartheta(e^{-\mu t} + \mu t - 1)\} \mathcal{G}(\tau, \pi^*)$$

provided that  $\tau$  has finite expectation.

## 5 Outline of potential practical uses of the model

Here is a description of how the Markov chain analysed in the last three sections might be used to tackle some of the problems outlined in the Introduction. One notes, preliminarily, that the following treatment rests on the realistic assumption that *times and magnitudes of negative jumps are the sole facts one can actually observe*. Then – denoted by  $\mathbf{t}^{(n)}$  and  $\mathbf{d}^{(n)}$  the vectors  $(t_0, \dots, t_n)$  and  $(d_1, \dots, d_n)$ , respectively, where  $0 = t_0 < \dots < t_n$ ,  $d_k \in S \setminus \{0\}$  for  $k = 1, \dots, n$ , and  $n \geq 1$  – one considers the events

$$H_{\mathbf{t}^{(n)}} := \bigcap_{k=1}^n \{\text{a negative jump occurs at } t_k\}$$

$$H_{\mathbf{t}^{(n)}, \mathbf{d}^{(n)}} := \bigcap_{k=1}^n \{\text{a negative jump of magnitude } d_k \text{ occurs at } t_k\}$$

It is clear that the accomplishment of the aim set at the beginning of this section largely depends on the analysis of the (conditional) probabilities  $\mathbf{P}^{(\tau)}(\bigcap_{j=1}^n \{X(t_j) = x_j \mid H_{\mathbf{t}^{(n)}, \mathbf{d}^{(n)}}\})$  and  $\mathbf{P}^{(\tau)}(\bigcap_{j=1}^n \{|\Delta X(t_j)| = d_j, X(t_j) = x_j\} \mid H_{\mathbf{t}^{(n)}})$ , where, assuming that  $X(t-0) \neq X(t)$ ,  $\Delta X(t) := X(t-0) - X(t)$  and  $|\Delta X(t)|$  stand for size and magnitude, respectively, of the jump at  $t > 0$ . Now, by simple reasoning, one can prove

(H) *Let  $x_0 := x$  and,  $\forall n \in \mathbb{Z}^+ \setminus \{0\}$ , let  $(x_1, \dots, x_n)$  belong to  $S^n$ ,  $\mathbf{d}^{(n)} := (d_1, \dots, d_n)$  to  $(S \setminus \{0\})^n$ ,  $\mathbf{t}^{(n)} := (t_0, \dots, t_n)$  with  $0 = t_0 < \dots < t_n$ , and  $D_n^{(\tau)}(\mathbf{t}^{(n)}, \mathbf{d}^{(n)}) := \sum_{x \in S} \tau(x) \sum_{x_1 \geq 0} \dots \sum_{x_n \geq 0} p_{t_1}^*(x, x_1 + d_1) \dots p_{t_n - t_{n-1}}^*(x_{n-1}, x_n + d_n)$ . Then,*

$$(13) \quad \mathbf{P}^{(\tau)}(|\Delta X(t_1)| = d_1, X(t_1) = x_1, \dots, |\Delta X(t_n)| = d_n, X(t_n) = x_n \mid H_{\mathbf{t}^{(n)}}) =$$

$$= \frac{1}{\sum_{d_1 \geq 1} \dots \sum_{d_n \geq 1} D_n^{(\tau)}(\mathbf{t}^{(n)}, \mathbf{d}^{(n)})} \sum_{x \geq 0} \tau(x) p_{t_1}^*(x, x_1 + d_1) \dots$$

$$\dots \cdot p_{t_n - t_{n-1}}^*(x_{n-1}, x_n + d_n);$$

$$(14) \quad \mathbf{P}^{(\tau)}(|\Delta X(t_1)| = d_1, \dots, |\Delta X(t_n)| = d_n \mid H_{\mathbf{t}^{(n)}}) = \\ = \frac{1}{\sum_{d_1 \geq 1} \dots \sum_{d_n \geq 1} D_n^{(\tau)}(\mathbf{t}^{(n)}, \mathbf{d}^{(n)})} D^{(\tau)}(\mathbf{t}^{(n)}, \mathbf{d}^{(n)});$$

$$(15) \quad \mathbf{P}^{(\tau)}(X(t_1) = x_1, \dots, X(t_n) = x_n \mid H_{\mathbf{t}^{(n)}, \mathbf{d}^{(n)}}) = \\ = \frac{1}{D_n^{(\tau)}(\mathbf{t}^{(n)}, \mathbf{d}^{(n)})} \sum_{x \geq 0} \tau(x) p_{t_1}^*(x, x_1 + d_1) \dots p_{t_n - t_{n-1}}^*(x_{n-1}, x_n + d_n).$$

Distribution (14) may play a role as a basis for statistical inference, e.g., estimation of the generally unknown parameters  $\vartheta$  and  $\mu$  present in the expression of the transition function  $p_t^*$ . Indeed, consistently with the basic initial assumption about what is actually observable, for each  $\mathbf{d}^{(n)}$  and  $\mathbf{t}^{(n)}$ , (14), considered as a function of  $(\vartheta, \mu)$ , represents the *likelihood function*, conditionally on the hypothesis that observations (negative jumps) occur at times  $t_1, \dots, t_n$ . However, the rather laborious development of such a statistical idea goes beyond the aim of the present paper. A decidedly more conventional likelihood function will be considered, along with some of its consequences, in Section 6, where one imagines situations in which jumping times are unavailable data.

Distribution (15) can be used, e.g., to evaluate the probability that, immediately after the last observation of new specimens of a given species, the number of unseen elements of that very same species is not less than an arbitrarily fixed integer  $\xi$ , conditionally on the fact that those observations occurred at times  $t_1, \dots, t_n$  and consisted in  $d_1, \dots, d_n$  new specimens, respectively:

$$(16) \quad \mathbf{P}^{(\tau)}(X(t_n) \geq \xi \mid H_{\mathbf{t}^{(n)}, \mathbf{d}^{(n)}}) = \frac{1}{D^{(\tau)}(\mathbf{t}^{(n)}, \mathbf{d}^{(n)})} \sum_{x \geq 0} \dots \sum_{x_{n-1} \geq 0} \tau(x) p_{\Delta t_1}^*(x, x_1 + d_1) \dots \\ \dots p_{\Delta t_{n-1}}^*(x_{n-2}, x_{n-1} + d_{n-1}) R_{\Delta t_n}^*(\delta_{x_{n-1}}, d_n + \xi) \\ = \sum_{x_{n-1} \geq 0} m_{n-1}^{(\tau)}(x_{n-1}; \mathbf{d}^{(n)}, \Delta \mathbf{t}^{(n)}) \mathbf{P}^{x_{n-1}}(X(\Delta t_n) \geq d_n + \xi \mid X(\Delta t_n) \geq d_n)$$

where  $\Delta t_j := t_j - t_{j-1}$  ( $j = 1, \dots, n$ ),  $\Delta \mathbf{t}^{(n)} = (\Delta t_1, \dots, \Delta t_n)$ ,

$$m_{n-1}^{(\tau)}(x_{n-1}; \mathbf{d}^{(n)}, \Delta \mathbf{t}^{(n)}) := \frac{1}{D^{(\tau)}(\mathbf{t}^{(n)}, \mathbf{d}^{(n)})} \sum_{x \geq 0} \dots \sum_{x_{n-2} \geq 0} \tau(x) \\ \dots p_{\Delta t_{n-1}}^*(x_{n-2}, x_{n-1} + d_{n-1}) R_{\Delta t_n}^*(\delta_{x_{n-1}}, d_n) \quad (n = 2, 1, \dots)$$

$$m_0^{(\tau)}(x; d_1, t_1) := \frac{\tau(x) R_{t_1}^*(\delta_x, d_1)}{D^{(\tau)}(t_1, d_1)}$$



and, of course,

$$\mathbf{P}^{x_{n-1}}(X(\Delta t_n) \geq d_n + \xi \mid X(\Delta t_n) \geq d_n) = \frac{R_{\Delta t_n}^*(\delta_{x_{n-1}}, d_n + \xi)}{R_{\Delta t_n}^*(\delta_{x_{n-1}}, d_n)} \quad (n = 1, 2, \dots).$$

It is worth noticing that equality

$$\sum_{x \geq 0} m_{n-1}^{(\tau)}(x; \mathbf{d}^{(n)}, \mathbf{t}^{(n)}) = 1$$

holds true for every  $n = 1, 2, \dots$ , and  $m_{n-1}^{(\tau)}(x; \mathbf{d}^{(n)}, \mathbf{t}^{(n)}) > 0$  for every  $x, n$ . Further useful information is also provided by the *expectation*

$$(17) \quad \mathbf{P}^{(\tau)}(X(t_n) \mid H_{\mathbf{t}^{(n)}, \mathbf{d}^{(n)}}) = \sum_{s \geq 0} m_{n-1}^{(\tau)}(s; \mathbf{d}^{(n)}, \Delta \mathbf{t}^{(n)}) \sum_{k \geq 1} \frac{R_{\Delta t_n}^*(\delta_s, k \vee d_n)}{R_{\Delta t_n}^*(\delta_s, d_n)} - d_n.$$

Reinterpretation of the previous probability evaluations would be perfectly justifiable from perspectives quite different than the species abundance, like, for example, the number of unseen migrants along the Mediterranean routes during a certain period. In any case, they represent probabilities of events *conditional* on either the event  $H_{\mathbf{t}^{(n)}}$  or the event  $H_{\mathbf{t}^{(n)}, \mathbf{d}^{(n)}}$ , evaluated for every  $\mathbf{t}^{(n)}$  ( $(\mathbf{t}^{(n)}, \mathbf{d}^{(n)})$ , respectively) and for every  $n$ . One will alternately confine oneself to considering that distribution which corresponds to the specific  $\mathbf{t}^{(n)}$  ( $(\mathbf{t}^{(n)}, \mathbf{d}^{(n)})$ , respectively) which turns out to be true. But it is quite natural to think of questions which require the evaluation of “absolute” probabilities like when, e.g., one is wondering about the probability distribution of the first jump time, jointly with its magnitude and the number of unseen elements immediately after its occurrence. As far as the calculus of these probabilities is concerned, the jump chain/holding times description, recalled at the end of Section 2, can provide proper tools. In the same notation introduced therein, completed by  $\bar{J}_k$  to denote the  $k$ -th *negative* jump time ( $k = 1, 2, \dots$ ), fix  $\nu$  in  $\mathbb{Z}^+$  and assume that  $\bar{J}_1$  corresponds to the  $(\nu + 1)$ -th jump of the chain. The  $\mathbf{P}^x$ -probability that such an event occurs jointly with  $\{|\Delta X(\bar{J}_1)| = d\}$  is given by

$$(18) \quad \frac{\lambda^\nu \mu}{(\lambda + \mu x) \dots (\lambda + \mu(x + \nu))} \mathbb{1}\{1 \leq d \leq x + \nu\} = \frac{\vartheta^\nu}{(\vartheta + x)_{\nu+1}} \mathbb{1}\{1 \leq d \leq x + \nu\}$$

which can also be reinterpreted as  $\mathbf{P}^x\{X(\bar{J}_1) = x + \nu - d, |\Delta X(\bar{J}_1)| = d\}$ . If  $\bar{J}_1$  corresponds to the  $(\nu + 1)$ -th jump of the chain, then its probability distribution is the same as that of the sum of  $(\nu + 1)$ -independent exponentially distributed random numbers of parameter  $\lambda + \mu(x + j)$ ,  $j = 0, \dots, \nu$ , respectively. Then, by the convolution theorem, the *Laplace transform* of the density of that sum is

$$\begin{aligned} p &\mapsto \prod_{j=0}^{\nu} \frac{\lambda + \mu(x + j)}{p + \lambda + \mu(x + j)} \quad (p > -\lambda) \\ &= \Gamma \left[ \begin{matrix} \vartheta + x + \nu + 1 \\ \vartheta + x \end{matrix} \right] \cdot \Gamma \left[ \begin{matrix} \frac{p}{\mu} + \vartheta + x \\ \frac{p}{\mu} + \vartheta + x + \nu + 1 \end{matrix} \right] \end{aligned}$$

whose determining function is given by

$$(19) \quad \mathbb{R} \ni t \mapsto \frac{\mu}{B(\nu + 1, \vartheta + x)} e^{-(\vartheta+x)\mu t} (1 - e^{-\mu t})^\nu \mathbb{1}\{t > 0\}$$

where  $B$  stands for the *Euler Beta function*. Then, combination of (19) with (18) gives

$$\begin{aligned} \mathbf{P}^x \{ \bar{J}_1 > t_1, X(\bar{J}_1) = x + \nu - d, |\Delta X(\bar{J}_1)| = d \} &= \\ &= \frac{\vartheta^\nu}{(\vartheta + x)_{\nu+1}} \int_{t_1 \vee 0}^{+\infty} \frac{\mu}{B(\nu + 1, \vartheta + x)} e^{-(\vartheta+x)\mu t} (1 - e^{-\mu t})^\nu dt \cdot \mathbb{1}\{1 \leq d \leq x + \nu\} \end{aligned}$$

for every  $x \in S$ ,  $\nu \in \mathbb{Z}^+$ ,  $d \in \mathbb{Z}^+ \setminus \{0\}$  and  $t_1 \in \mathbb{R}$ , i.e.,

(I) *Given any  $x \in S$ , the function  $f$  defined on  $\mathbb{R}^+ \times S \times (S \setminus \{0\})$  by*

$$(20) \quad f(x; t, x_1, d) := \frac{\mu \vartheta^{x_1+d-x}}{(x_1 + d - x)!} \cdot e^{-(\vartheta+x)\mu t} (1 - e^{-\mu t})^{x_1+d-x} \mathbb{1}\{x_1 + d - x \geq 0\}$$

*represents a density for the probability distribution of  $(\bar{J}_1, X(\bar{J}_1), |\Delta X(\bar{J}_1)|)$ , w.r.t. the product of the Lebesgue measure on  $\mathbb{R}^+$  with the counting measure on  $S$  and with the counting measure on  $S \setminus \{0\}$ .*

As a consequence, it is easy to conclude that

$$(21) \quad \prod_{k=1}^n f(x_{k-1}; \Delta t_k, x_k, d_k) \mathbb{1}\{x_k + d_k - x_{k-1} \geq 0\}$$

*represents a density for the probability distribution of  $(\bar{J}_1, X(\bar{J}_1), |\Delta X(\bar{J}_1)|, \dots, \bar{J}_n, X(\bar{J}_n), |\Delta X(\bar{J}_n)|)$ , w.r.t. an appropriate product measure that, at this stage, one can easily envisage.*

## 6 Statistical estimation of the unknown probability intensities

As remarked in the previous section, the subject should be discussed on the basis of the likelihood function determined by (14). But, as already noted elsewhere, there is reason to present the nontrivial developments of this idea in a new specific paper. Then, here one contents oneself with a partial solution – that, however, might be useful – based on the omission of any piece of information about jump times. Whence, the question now is about the construction of a statistical model consistent with this new situation. To start with, consider (14) for  $n = 1$ , i.e.

$$\mathbf{P}^{(\tau)}(|\Delta X(t_1)| = d_1 \mid H_{t_1}) = \frac{1}{\sum_{d \geq 1} D_1^{(\tau)}(t_1, d_1)} D_1^{(\tau)}(t_1, d_1)$$

which, according to the new scenario, ought to be independent of  $t_1$  to represent the probability that, conditionally on the occurrence of a generic negative jump, its magnitude be  $d_1$ . Hence, that probability should coincide with the limit as  $t_1 \rightarrow +\infty$ , that is

$$(22) \quad \varphi_\vartheta(d_1) = \frac{1}{\sum_{n \geq 1} \vartheta^n / (\vartheta + 1)^n} \cdot \frac{\vartheta^{d_1}}{(\vartheta + 1)_{d_1}} \\ = \frac{1}{\Phi(1, \vartheta + 1, \vartheta) - 1} \cdot \frac{\vartheta^{d_1}}{(\vartheta + 1)_{d_1}} \quad (d_1 = 1, 2, \dots).$$

Moreover, the new scenario implies that magnitudes cannot be distinguished from one another, implying that they may be seen as exchangeable or, more specifically, conditionally i.i.d. according to (22). Then, the ensuing statistical model  $\mathcal{M}$ , which depends on  $\vartheta$  only, can be described in the following way

$$\mathcal{M} := \{(D^\infty, \mathcal{P}(D)^\infty), \varphi_\vartheta^\infty : \vartheta > 0\}$$

where:  $D := \mathbb{Z}^+ \setminus \{0\}$ ;  $\varphi_\vartheta(d)$  is the same as (22) with  $d_1 = d \in D$ . This rewriting is done in order to deal with the statistical estimation of  $\vartheta$  as clearly as possible.

Expectation, variance and other moments of  $\varphi_\vartheta$  are computed in A1 and approximated in A4. The main points can be summarised by saying that the expectation  $m(\vartheta)$  is given by

$$m(\vartheta) := \sum_{n \geq 1} n \varphi_\vartheta(n) = \frac{\vartheta}{\Phi(1, \vartheta + 1, \vartheta) - 1} \quad (\vartheta > 0) \\ \sim \sqrt{\frac{2}{\pi}} \vartheta \quad (\vartheta \rightarrow +\infty)$$

and the variance by

$$\sum_{n \geq 1} n^2 \varphi_\vartheta(n) - m(\vartheta)^2 = \vartheta + m(\vartheta)[1 - m(\vartheta)] \quad (\vartheta > 0) \\ \sim \frac{\pi - 2}{\pi} \vartheta \quad (\vartheta \rightarrow +\infty).$$

## 6.1 Definition of the estimator

The estimator in question is a moment estimator as solution to the equation

$$\varphi_\vartheta^\infty(\tilde{d}_1) = \frac{1}{n} \sum_{k=1}^n \tilde{d}_k =: \bar{d}^{(n)}$$

where  $n$  is a fixed positive integer, and  $\tilde{d}_1, \tilde{d}_2, \dots$  are the random coordinate maps of  $D^\infty$  (i.i.d. observations, in the usual statistical language). In view of the expression of  $m(\vartheta)$  ( $= \varphi_\vartheta^\infty(\tilde{d}_1)$ ), the above equation becomes

$$(23) \quad \Phi(1, \vartheta + 1, \vartheta) = 1 + \frac{\vartheta}{\bar{d}^{(n)}}.$$

(J) Let  $\vartheta_0 > 0$  denote the “true” value of the unknown parameter  $\vartheta$ ,

$$D_0 := \left\{ (d_1, d_2, \dots) \in D^\infty : \exists n_0 = n_0(d_1, d_2, \dots) \text{ such that } \sum_{k=1}^n d_k/n > 1 \right. \\ \left. \text{for every } n \geq n_0 \right\}.$$

Then,  $\varphi_{\vartheta_0}^\infty(D_0) = 1$ . Moreover, equation (23), to be solved for  $\vartheta > 0$ , has a unique solution on  $D_0$  whenever  $n \geq n_0$ .

*Proof of (J).* The first assertion is a straightforward consequence of the fact that  $\varphi_\vartheta^\infty(\bigcap_{k \geq 1} \{\bar{d}_k = 1\}) = 0$  combined with the observation that  $\bar{d}^{(n+k)} > 1$  for every  $k$ , whenever  $\bar{d}^{(n)} > 1$ . To prove the latter, it is enough to highlight a few qualitative features of

$$l(\vartheta) := \Phi(1, \vartheta + 1, \vartheta) = \sum_{n \geq 0} \frac{\Gamma(\vartheta + 1)}{\Gamma(\vartheta + 1 + n)} \vartheta^n \quad (\vartheta > 0).$$

First of all, from well-known properties of the logarithmic derivative of the gamma function (the psi, or digamma function),

$$\begin{aligned} \frac{d}{d\vartheta} \frac{\Gamma(\vartheta + 1)}{\Gamma(\vartheta + 1 + n)} \vartheta^n &= \frac{\Gamma(\vartheta + 1)}{\Gamma(\vartheta + 1 + n)} \vartheta^n \left( \frac{n}{\vartheta} - \sum_{k=1}^n \frac{1}{\vartheta + k} \right) & (n \geq 1) \\ &< n \frac{\Gamma(\vartheta + 1)}{\Gamma(\vartheta + 1 + n)} \vartheta^{n-1} < \frac{A^{n-1}}{\Gamma(n)} & (0 < \vartheta < A). \end{aligned}$$

Hence, by the Weierstrass M-test, the series of the derivatives converges uniformly on  $(0, A)$  for every  $A > 0$ , which entails

$$l'(\vartheta) = \sum_{n \geq 1} \frac{\Gamma(\vartheta + 1)}{\Gamma(\vartheta + 1 + n)} \vartheta^{n-1} \sum_{k=1}^n \frac{k}{\vartheta + k} \quad (\vartheta > 0).$$

Then,  $l$  is strictly increasing. In a similar way one gets

$$\begin{aligned} l''(\vartheta) &= \sum_{n \geq 1} \frac{\Gamma(\vartheta + 1)}{\Gamma(\vartheta + 1 + n)} \vartheta^n \left[ \left( \sum_{k=1}^n \frac{k}{\vartheta(\vartheta + k)} \right)^2 - \sum_{k=1}^n \frac{k^2 + 2\vartheta k}{(\vartheta(\vartheta + k))^2} \right] \\ &< \sum_{n \geq 1} \frac{\Gamma(\vartheta + 1)}{\Gamma(\vartheta + 1 + n)} \vartheta^n \left[ \left( \sum_{k=1}^n \frac{k}{\vartheta(\vartheta + k)} \right)^2 - \sum_{k=1}^n \left( \frac{k}{\vartheta(\vartheta + k)} \right)^2 \right] \\ &< 0 \end{aligned}$$

where the last inequality follows from an application to the difference in square brackets of Theorem 19 in Hardy *et al.* (1952). To complete the proof, extend the definition of  $l$  to  $\mathbb{R}^+$ , by continuity, to obtain  $l(0) = 1$ ,  $l'_+(0) = 1$ , and observe that  $y$ -intercept and slope of the right-hand-side of (23) are equal to 1 and  $1/\bar{d}^{(n)}$ , respectively, with  $\bar{d}^{(n)} > 1$  on  $D_0$ .  $\square$

The extended equation to  $\mathbb{R}^+$  has, therefore, a unique solution  $\hat{\vartheta}_n$ , which is equal to 0 if and only if  $\bar{d}^{(n)} = 1$ . According to (J), the sequence  $(\hat{\vartheta}_n)_{n \geq 1}$  may have an initial segment of 0's, but, with  $\varphi_{\vartheta_0}^\infty$ -probability 1, there is a random positive integer  $\tilde{n}_0$  such that  $\hat{\vartheta}_n > 0$  for every  $n \geq \tilde{n}_0$ . Any sequence of this type will be called *sequence of moment estimators of  $\vartheta$* .

## 6.2 Asymptotic properties of the estimator

In order to establish consistency and asymptotic normality of  $(\hat{\vartheta}_n)_{n \geq 1}$ , it is worth referring to the expression of  $\varphi_{\vartheta}^\infty(\tilde{d}_1)$  given in A1, i.e.,

$$\varphi_{\vartheta}^\infty(\tilde{d}_1) = \frac{\vartheta}{\Phi(1, \vartheta + 1, \vartheta) - 1} = \frac{\vartheta}{l(\vartheta) - 1} \quad (\vartheta > 0)$$

which admits the following *continuous* extension to  $\mathbb{R}^+$

$$L(\vartheta) = \begin{cases} 1 & \text{if } \vartheta = 0 \\ \frac{\vartheta}{l(\vartheta) - 1} & \text{if } \vartheta > 0. \end{cases}$$

$L: \mathbb{R}^+ \rightarrow [1, +\infty)$  is *bijective*, as one can ascertain by observing that:  $L(\vartheta) \rightarrow +\infty$  as  $\vartheta \rightarrow +\infty$ , from A4;  $L$  is differentiable everywhere,  $L'_+(0) = 1/2 = \lim_{\vartheta \downarrow 0} L'(\vartheta)$ ; the derivative  $L'(\vartheta)$  is strictly positive for every  $\vartheta > 0$ . To verify this last fact, suppose there is  $\vartheta_1 > 0$  for which  $L'(\vartheta_1) = 0$ . Then,

$$l'(\vartheta_1) = \frac{l(\vartheta_1) - 1}{\vartheta_1} = \frac{l(\vartheta_1) - l(0)}{\vartheta_1}$$

and – in view of the Cavalieri-Lagrange mean-value theorem – there is  $\vartheta_2$  in  $(0, \vartheta_1)$  such that  $l'(\vartheta_1) = l'(\vartheta_2)$ , contradicting the fact that  $l''(\vartheta) < 0$  for every  $\vartheta > 0$  (see computations in the proof of (J)). Further information about  $L$  can be found in A2. For the sake of illustration, the graphs of  $L$ ,  $L'$  and  $L''$  are shown in Figure 1. The way is now paved for the proof that  $(\hat{\vartheta}_n)_{n \geq 1}$  is strongly consistent.

(K) *Let  $\vartheta_0 > 0$  be the true value of the unknown parameter,  $(\hat{\vartheta}_n)$  a sequence of moment estimators of  $\vartheta$  (see equation (23)),  $m$  and  $\varepsilon$  strictly positive elements of  $\mathbb{Z}^+$  and  $\mathbb{R}^+$ , respectively. Then*

$$\varphi_{\vartheta_0}^\infty\left(\bigcap_{k \geq m} \{|\hat{\vartheta}_k - \vartheta_0| < \varepsilon\}\right) \geq 1 - \left(\frac{v(\vartheta_0)}{m(\vartheta_0, \varepsilon)}\right)^2 \left(\frac{1}{m} + \sum_{k \geq m+1} \frac{1}{k^2}\right)$$

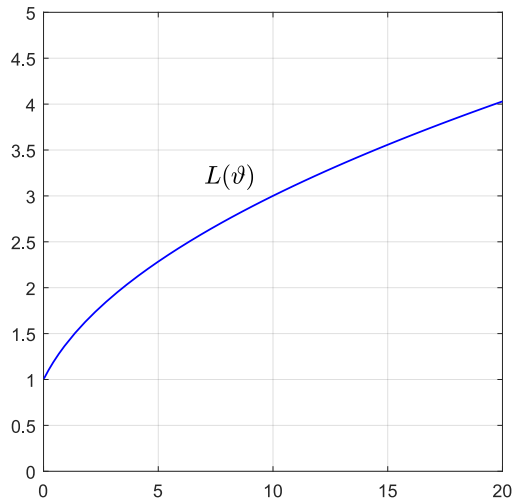
where

$$v^2(\vartheta) := \varphi_{\vartheta}^\infty((\hat{d}_1 - L(\vartheta))^2) = \vartheta + L(\vartheta)(1 - L(\vartheta))$$

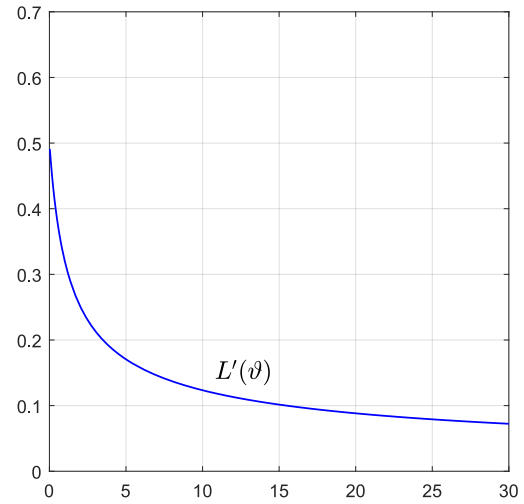
and

$$m(\vartheta, \varepsilon) := L(\vartheta + \varepsilon) - L(\vartheta)$$

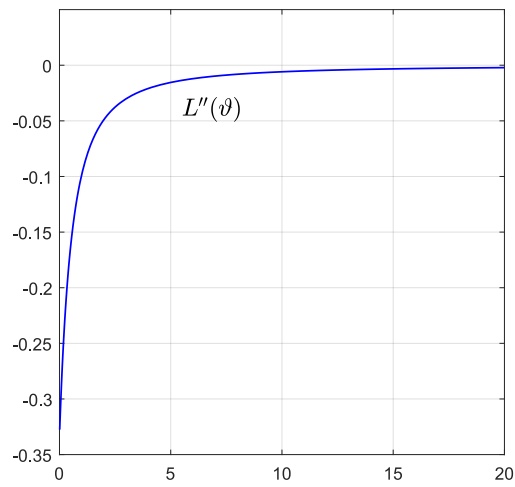
are defined for every  $\vartheta > 0$ .



(a) The function  $L$



(b) The function  $L'$



(c) The function  $L''$

Figure 1: Graphs of the functions  $L$ ,  $L'$  and  $L''$ .

*Proof of (K).* Note that the event  $\{|\bar{d}^{(n)} - L(\vartheta)| < m(\vartheta, \varepsilon)\}$  entails  $\{|\hat{\vartheta}_n - \vartheta_0| < \varepsilon\}$ , for every  $n, \vartheta, \varepsilon$ . Whence the thesis obtains by the Hájek-Rényi maximal inequality (see, e.g., Petrov (1995), Theorem 2.5) applied to the sequence  $(\bar{d}^{(n)})_{n \geq 1}$ .  $\square$

The above-mentioned characteristics of  $L$  also allow application of the *delta method* to obtain

(L) *Let the model  $\mathcal{M}$  defined in Subsection 6.2 be in force and  $\vartheta_0$  the “true” value of the unknown parameter  $\vartheta$ . Then,  $(\sqrt{n}(\hat{\vartheta}_n - \vartheta_0))_{n \geq 1}$  converges in law to a Gaussian random quantity with zero expectation and variance  $(v(\vartheta_0)/L'(\vartheta_0))^2$ .*

*Proof of (L).* By conjunction of the delta method with the central limit theorem for  $((\bar{d}^{(n)} - L(\vartheta_0))\sqrt{n})_{n \geq 1}$ .  $\square$

### 6.3 Brief mention to the estimation of the rate of negative jumps

The conditions under which estimation has been tackled so far imply that  $\mu$  – the probability intensity of a single negative jump of any magnitude – be ignored. All the same, the estimation of  $\mu$  may benefit from the fact that it is directly connected with the sole facts one can actually observe. In point of fact, one could consider, as an estimator of  $\mu$ , the empirical average number  $\hat{\mu}$  of negative jumps per unit of time, say  $u$  (e.g., the day, the week, ...). Then, like in de Finetti (1957), by adopting  $u/\hat{\mu}$  as new operating unit of time, one can assume  $\mu = 1$  and  $\vartheta = \lambda$ .

### 6.4 Final remarks from a Bayesian perspective

It should be noted that both the coefficient  $(v/m)^2$  in (K) and the variance of the limiting law in (L) depend on  $\vartheta_0$ , that is a hypothetical value of an unknown parameter. This event, which generally affects similar statistical statements of a frequentistic nature, compromises value and practical usefulness of them. It stems from the prejudice against the inclusion in the theory of statistics of the initial opinions – in the form of subjective probabilities – of the “user” of the theory. But “. . . no problem can be correctly stated in statistics without an evaluation of the initial probabilities. . . [even though]. . . probabilities must often be based on vague, uncertain, and fragmentary information” (de Finetti (1972), Chapter 8). A situation which could arise also in connection with the problem of estimating  $\vartheta := \lambda/\mu$ , because of the supposed little reliable information about  $\lambda$ . In any case, in order to take due account of initial probabilities, one ought to modify and complete the model  $\mathcal{M}$  according to the usual Bayes-Laplace paradigm. Thus, the space of the “observables” is replaced with the product of the parameter space and the space of observables, viz,  $(\mathbb{R}^+ \times D^\infty, \mathcal{B}(\mathbb{R}^+) \otimes (\mathcal{P}(D))^\infty)$ . Its first coordinate, say  $\tilde{\vartheta}$ , represents the random parameter, while the subsequent ones, denoted by  $\tilde{d}_1, \tilde{d}_2, \dots$ , have the same meaning as in  $\mathcal{M}$ . Denoting by  $q$  the initial distribution of  $\tilde{\vartheta}$  – i.e., a probability measure on  $(\mathbb{R}^+, \mathcal{B}(\mathbb{R}^+))$  – the assumption that the elements of  $\mathcal{M}$  form a conditional distribution for  $(\tilde{d}_n)_{n \geq 1}$ , given  $\tilde{\vartheta}$ , is tantamount to endowing the above product space with the probability measure  $Q$  presentable as

$$Q(d\vartheta d\mathbf{x}) = q(d\vartheta)\varphi_\vartheta^\infty(d\mathbf{x}) \quad (\vartheta \geq 0, \mathbf{x} \in D^\infty)$$

with the proviso that  $\varphi_0 := \delta_1$ . It is important to note that  $\tilde{d}_1, \tilde{d}_2, \dots$  are *exchangeable* w.r.t.  $Q$  and their (joint) distribution is  $\int_{\mathbb{R}^+} \varphi_0^\infty dq$ .

Based on these premises, one can now try to find a sort of Bayesian justification for the moment estimator defined in Subsection 6.1, and, then, discuss Bayesian counterparts of (K), (L), which, of course, are free from the defect mentioned at the beginning of the present one. As far as the first point is concerned, let  $\hat{s}_n = \hat{s}_n(\tilde{d}_1, \dots, \tilde{d}_n)$  denote any potential estimator of  $\tilde{\vartheta}$ , and suppose that the loss suffered by the “user” for deciding  $\hat{s}_n$  is  $|L(\hat{s}_n) - \tilde{d}^{(n)}|$ . This loss function, although rather odd, is not totally senseless. Since the corresponding statistical risk  $Q(|L(\hat{s}_n) - \tilde{d}^{(n)}|)$  vanishes when  $\hat{s}_n = \hat{\vartheta}_n$ , then the moment estimator  $\hat{\vartheta}_n$  can be viewed as a Bayesian estimator of  $\tilde{\vartheta}$ . In the new Bayesian context the study of the consistency of  $\hat{\vartheta}_n$  leads to consider  $Q(\bigcap_{k \geq m} \{|\hat{\vartheta}_k - \tilde{\vartheta}| < \varepsilon\})$  which, by virtue of (K), obeys

$$(24) \quad Q\left(\bigcap_{k \geq m} \{|\hat{\vartheta}_k - \tilde{\vartheta}| < \varepsilon\}\right) \geq 1 - \left(\frac{1}{m} + \sum_{k \geq m+1} \frac{1}{k^2}\right) \int_{\mathbb{R}^+} \left(\frac{v(x)}{L(x + \varepsilon) - L(x)}\right)^2 q(dx)$$

*provided that the integral is finite.* Supporters of non-Bayesian views of statistics might object that the Bayesian answer provided by (24), to the original critical issue about the indeterminacy of the bound in (K), is simply illusory. Indeed, some say that the evaluation of  $q$  is impractical, others say that prior distributions do not exist. But, in the present case one should note that the new bound boils down to the expectation of

$$W(\tilde{\vartheta}) = \left(\frac{v(\tilde{\vartheta})}{L(\tilde{\vartheta} + \varepsilon) - L(\tilde{\vartheta})}\right)^2 = \frac{\tilde{\vartheta} + L(\tilde{\vartheta})(1 - L(\tilde{\vartheta}))}{(\varepsilon \cdot L'(\tilde{c}))^2}$$

where  $\tilde{c}$  is some suitable point of the interval  $(\tilde{\vartheta}, \tilde{\vartheta} + \varepsilon)$ , and, to evaluate it, complete knowledge of  $q$  is not required at all. In A3 and A4 there are computations of the elements of the above expression for small values and, more importantly, for large values of  $\tilde{\vartheta}$ , respectively. In fact, for the latter, in A4 it is proven that

$$W(\tilde{\vartheta}) \sim \frac{2(\pi - 2)}{\varepsilon^2} (\tilde{\vartheta}^2 + \varepsilon \cdot c(\varepsilon, \tilde{\vartheta})\tilde{\vartheta})$$

where  $c(\varepsilon, \tilde{\vartheta})$  is a random number taking value in  $(0, 1)$ . Then, with a view to practical uses of (24), it suffices that the “user” forms an opinion on, and accordingly assesses, the first two moments of  $q$  directly. From a subjectivistic viewpoint, the sole requirement such an opinion has to satisfy is that of being coherent w.r.t. the rest of her/his initial opinions.

Reconverting (L) to a Bayesian statement seems to be of little interest and even contradictory. Indeed, the assumption that  $q$  has finite second moment is sufficient in order that, by exchangeability,  $(\tilde{d}^{(n)})_{n \geq 1}$  converges to a random number  $\tilde{d}$ , a.s.- $Q$ . To determine the corresponding (limiting) distribution of  $\hat{\vartheta}_n$ , consider any open set  $G$  of



$\mathbb{R}^+$ , meant as topological subspace of  $\mathbb{R}$  endowed with the usual metric. Then,

$$\begin{aligned} \liminf_{n \rightarrow +\infty} Q\{\bar{d}^{(n)} \in G\} &= \liminf_{n \rightarrow +\infty} \int_{\mathbb{R}^+} \varphi_{\vartheta}^{\infty}\{\bar{d}^{(n)} \in G\} q(d\vartheta) \\ &\geq \int_{\mathbb{R}^+} \liminf_{n \rightarrow +\infty} \varphi_{\vartheta}^{\infty}\{\bar{d}^{(n)} \in G\} q(d\vartheta) \quad (\text{by Fatou's lemma}) \\ &\geq \int_{\mathbb{R}^+} \delta_{L(\vartheta)}(G) q(d\vartheta) = q(L^{-1}(G)) \end{aligned}$$

where the second inequality follows from the conjunction of the Kolmogorov strong law of large numbers with the necessary part of Theorem 2.1(iv) – portmanteau theorem – in Billingsley (1999). Whence, the sufficient part of that very same theorem implies that  $\bar{d}$  must be distributed according to  $q \circ L^{-1}$ . Then, by the (continuous mapping) Theorem 2.7 therein, the distribution of  $L^{-1}(\bar{d})$ , that is the initial  $q$ , must be the limiting distribution of the estimator  $\hat{\vartheta}_n = L^{-1}(\bar{d}^{(n)})$ , as  $n \rightarrow +\infty$ .

## Appendix

Gathered here for the sake of completeness are certain calculations and remarks of a numerical nature pertaining to results shown or used in previous sections, specifically the sixth one. They consist in rather simple adaptations of well known facts concerning the *incomplete gamma functions* and its asymptotic expansion. For easy and exhaustive reference, the reader is referred to Chapters 8 and 13 of Olver *et al.* (2010), mentioned as **HMF** throughout this Appendix. It should be noted that the Kummer function  $\Phi$  is denoted therein by  $M$ .

### A1 Expectation, variance and other moments of the distribution $\varphi_{\vartheta}$

If  $\vartheta > 0$ , then

$$\begin{aligned} \varphi_{\vartheta}(\tilde{d}_1) &= \frac{1}{\Phi(1, \vartheta + 1, \vartheta) - 1} \sum_{d \geq 1} \frac{\vartheta^d}{(\vartheta + 1)_d} \\ &= \frac{\vartheta}{\Phi(1, \vartheta + 1, 1) - 1} \frac{d}{dz} \Phi(1, \vartheta + 1, z) \Big|_{z=\vartheta} \\ &= \frac{\vartheta}{\Phi(1, \vartheta + 1, 1) - 1} [\vartheta(\vartheta + 1) + (\vartheta + 1)(z - \vartheta)\Phi(1, \vartheta + 1, z)] \Big|_{z=\vartheta} \end{aligned}$$

where the last equality follows from **HMF** 13.3.15 and recurrence relations 13.3. Then

$$\varphi_{\vartheta}(\tilde{d}_1) = \frac{\vartheta}{\Phi(1, \vartheta + 1, \vartheta) - 1} \quad (\vartheta > 0)$$

expression already used in Subsection 6.2 and denoted by  $L(\vartheta)$  therein.

In the same vein, given any integer  $m \geq 2$ , by resorting to the horizontal generating function of the Stirling numbers of the second kind  $S(n, k)$  – see [HMF 26.8.10](#) – one gets

$$\varphi_{\vartheta}(\tilde{d}_1^m) = \frac{1}{\Phi(1, \vartheta + 1, \vartheta) - 1} \sum_{k=1}^m \vartheta^k S(m, k) \Phi(1 + k, \vartheta + 1 + k, \vartheta).$$

In particular, for  $m = 2$ , the aforesaid recurrence relations can be applied to the above expression to obtain

$$\varphi_{\vartheta}(\tilde{d}_1^2) = \vartheta + L(\vartheta) \quad (\vartheta > 0)$$

and then

$$v(\vartheta)^2 := \varphi_{\vartheta}(\tilde{d}_1^2) - \varphi_{\vartheta}(\tilde{d}_1)^2 = \vartheta + L(\vartheta)[1 - L(\vartheta)].$$

## A2 Extension of $L$ and its connection with the incomplete gamma function

For each natural  $n$ ,  $z \mapsto z^n/(z+1)_{n+1}$  is meromorphic with poles at  $-1, \dots, -(n+1)$ , i.e., analytic on the region of regularity  $\mathbb{C} \setminus \{-1, \dots, -(n+1)\}$ . With the help of the representation

$$\frac{1}{(z+1)_{n+1}} = \frac{1}{(n+1)!} \exp\left\{-\sum_{j=1}^{n+1} \text{Log}\left(1 + \frac{z}{j}\right)\right\}$$

(where  $\text{Log}$  denotes the principal value) and the Weierstrass test theorem, it is easy to see that  $\sum_{n \geq 0} z^n/(z+1)_{n+1}$  is uniformly convergent on  $\mathcal{R} := \mathbb{C} \setminus \{-1, -2, \dots\}$ . Then, by the Weierstrass theorem about series of analytic functions, one establishes that

$$D(z) := \frac{l(z) - 1}{z} := \sum_{n \geq 0} \frac{z^n}{(z+1)_{n+1}}$$

is analytic on  $\mathcal{R}$ . As a consequence, if  $\mathcal{Z}$  denotes the set of the zeros of  $D$ , then  $L(z) := 1/D(z)$  is regular on  $\mathcal{R}_0 := \mathcal{R} \setminus \mathcal{Z}$ . When  $z = \vartheta \geq 0$ ,  $L$  is the same as the namesake function already defined in Subsection 6.2. One now derives the expansion of  $D$  into powers of  $z$ , about  $z = 0$ , from an identity by Cifarelli and Regazzini ([1979a,b](#)) – see Theorem 1 in Lijoi and Regazzini ([2004](#)) – which entails

$$\begin{aligned} \frac{1}{(z+1)_{n+1}} &= \frac{1}{(n+1)!} \exp\left\{-\sum_{j=1}^{n+1} \text{Log}\left(1 + \frac{z}{j}\right)\right\} \\ \text{(A2.1)} \quad &= \frac{1}{(n+1)!} \int_{\mathcal{C}^{(n)}} (1 + z\mathcal{H}_n^{-1}(p))^{-(n+1)} \mathcal{D}_n(dp) \end{aligned}$$

where:  $\mathcal{C}^{(n)}$  is the set of all probabilities concentrated on  $\{1, \dots, n+1\}$ ,  $\mathcal{H}_n^{-1}(p) := p_1 + p_2/2 + \dots + p_{n+1}/(n+1)$ , i.e., the reciprocal of the harmonic mean  $\mathcal{H}_n(p)$  of the probability  $p$  on  $\{1, \dots, n+1\}$ , and  $\mathcal{D}_n$  the Ferguson-Dirichlet distribution on  $\mathcal{C}^{(n)}$

with parameter given by the counting measure on  $\{1, \dots, n+1\}$ . If  $|z| < 1$ , then also  $|z\mathcal{H}_n^{-1}(p)| < 1$  and, by the binomial series theorem, one obtains

$$\frac{1}{(z+1)_{n+1}} = \frac{1}{(n+1)!} \int_{\mathcal{C}^{(n)}} \sum_{k \geq 0} (-1)^k \frac{(n+1)_k}{k!} (z\mathcal{H}_n^{-1}(p))^k \mathcal{D}_n(dp)$$

where

$$\begin{aligned} \int_{\mathcal{C}^{(n)}} \sum_{k \geq 0} \frac{(n+1)_k}{k!} |z|^k (\mathcal{H}_n^{-1}(p))^k \mathcal{D}_n(dp) \\ \leq \int_{\mathcal{C}^{(n)}} \sum_{k \geq 0} \frac{(n+1)_k}{k!} |z|^k \mathcal{D}_n(dp) =: {}_2F_1(a, n+1; a; |z|) \end{aligned}$$

$a$  is any positive, and, as usual,  ${}_2F_1$  denotes the *Gaussian* (or *ordinary*) *hypergeometric series*. Thus, one gets

$$\frac{1}{(z+1)_{n+1}} = \frac{1}{(n+1)!} \sum_{k \geq 0} (-1)^k \frac{(n+1)_k}{k!} \mu_k^{(n)} z^k \quad (|z| < 1)$$

where  $\mu_k^{(n)} := \int_{\mathcal{C}^{(n)}} (\mathcal{H}_n^{-1}(p))^k \mathcal{D}_n(dp) \in (0, 1]$ , ( $k = 0, 1, \dots$ ), and

$$(A2.2) \quad D(z) = \frac{l(z) - 1}{z} = \sum_{n \geq 0} \frac{z^n}{(n+1)!} \sum_{k \geq 0} (-1)^k \frac{(n+1)_k}{k!} \mu_k^{(n)} z^k.$$

The series of the absolute values may be majorised by

$$\sum_{n \geq 0} \frac{|z|^n}{(n+1)!} {}_2F_1(a, n+1; a; |z|)$$

which, since  ${}_2F_1(a, n+1; a; |z|) \sim e^{(n+1)|z|}$  as  $n \rightarrow +\infty$  (see 2.3.2(13) in Erdélyi *et al.* (1953)), converges. This allows one to interchange the order of summation in (A2.2) to obtain

$$\frac{l(z) - 1}{z} = \sum_{\nu \geq 0} c_\nu z^\nu \quad (|z| < 1)$$

where

$$(A2.3) \quad c_\nu = \sum_{k=0}^{\nu} (-1)^k \frac{(\nu - k + 1)_k}{(\nu - k + 1)!} \frac{\mu_k^{(\nu-k)}}{k!}$$

for  $\nu = 0, 1, \dots$ . To compute  $\mu_k^{(n)}$  one may equate the  $k$ -th derivatives, at  $z = 0$ , of both sides of (A2.1) (for the left side one might need the Faà di Bruno formula concerning the successive derivatives of composite functions). Since  $D(0) = 1$ , there is  $r \in (0, 1)$  for which the following expansion of  $L$  can be derived by means of the ordinary rules, i.e.

$$L(z) = \sum_{n \geq 0} \beta_n z^n \quad |z| < r$$

with

$$\begin{aligned}\beta_0 &= 1/c_0 = 1 \\ &\vdots \\ \beta_n &= -\sum_{\nu=1}^n c_\nu \beta_{n-\nu} \quad (n = 1, 2, \dots)\end{aligned}$$

$c_0, c_1, \dots$  being the same as in (A2.3).

For the sake of illustration, one determines  $\beta_1$  and  $\beta_2$ .

$$\begin{aligned}\beta_1 &= -c_1 \beta_0 = -c_1 = -\sum_{k=0}^1 (-1)^k \frac{(2-k)_k}{(2-k)!} \frac{\mu_k^{(1-k)}}{k!} \\ &= -\left(\frac{1}{2} - 1\right) = \frac{1}{2}\end{aligned}$$

entailing  $L'(0) = \beta_1 = 1/2$ ;

$$\begin{aligned}\beta_2 &= -\sum_{\nu=1}^2 c_\nu \beta_{2-\nu} = -\left(-\frac{1}{4} + c_2\right) \\ &= \frac{1}{4} - \sum_{k=0}^2 (-1)^k \frac{(3-k)_k}{(3-k)!} \frac{\mu_k^{(2-k)}}{k!} \\ &= \mu_1^{(1)} - \frac{11}{12} \\ &= \frac{1}{2} \left(1 + \frac{1}{2}\right) - \frac{11}{12} \\ &= -\frac{1}{6}\end{aligned}$$

entailing  $L''(0) = 2\beta_2 = -1/3$ . Cf. Figures 1(b) and 1(c).

The function  $D$  can also be seen as analytic continuation of a remarkable analytic special function defined on  $\{z \in \mathbb{C} : \operatorname{Re} z > 0\}$ . In fact, from a classical result (for this and next developments, cf. HMF, Chapter 8),

$$\Phi(1, 1+a, z) = az^{-a} e^z \gamma(a, z) \quad (\operatorname{Re} a > 0)$$

where  $z^{-a}$  stands for the principal value of the power, and

$$\gamma(a, z) := \int_0^z x^{a-1} e^{-x} dx$$

is just the incomplete gamma function with the restriction that the integration path does not cross the negative real axes. Then,

$$D(z) = e^z \cdot z^{-(z+1)} \gamma(z+1, z) \quad (\operatorname{Re} z > 0)$$

$$(\text{=} \Gamma(z+1) e^z z^{-(z+1)} P(z+1, z))$$

and, by virtue of a well-known recurrence relation,

$$z \cdot D(z) = z\Gamma(z) \left(\frac{e}{z}\right)^z P(z, z) - 1 \quad (\operatorname{Re} z > 0).$$

These remarks will come in handy in [A3](#) and [A4](#), in which the problem of finding exact and asymptotic evaluations of  $L(\vartheta)$ , and related functions, is dealt with.

### A3 Evaluation of $L(\vartheta)$ for small and moderate values of $\vartheta$

With a view to computing  $L(\vartheta)$  it suffices to pay attention to  $D(\vartheta)$  which, according to the final statements of [A2](#), satisfies

$$\begin{aligned} \vartheta D(\vartheta) &= \vartheta\Gamma(\vartheta) \left(\frac{e}{\vartheta}\right)^\vartheta P(\vartheta, \vartheta) - 1 \quad (\vartheta > 0) \\ &= \vartheta\Gamma(\vartheta)e^\vartheta \gamma^*(\vartheta, \vartheta) - 1 \end{aligned}$$

where  $\gamma^*$  is the well-known Tricomi variant of  $\gamma$ . If  $\vartheta$  is not large, then one may compute  $D$  by resorting to certain numerical series deduced from 8.7.1 in [HMF](#), to obtain

$$\begin{aligned} D(\vartheta) &= \Gamma(\vartheta) \sum_{k \geq 1} \frac{\vartheta^k}{\Gamma(\vartheta + k + 1)} \\ &= e^\vartheta \sum_{k \geq 1} \frac{(-1)^k}{k!(\vartheta + k)} \quad (\vartheta > 0). \end{aligned}$$

There are also various tables of values of  $\gamma, P, \dots$ . It is worth mentioning the classical work of Pearson ([1922](#)) in which the values of

$$I(u, p) := \frac{1}{\Gamma(p+1)} \int_0^{u\sqrt{p+1}} e^{-x} x^p dx$$

are tabled for  $p > -1$  and  $u > 0$ ,  $I$  being obviously connected with  $P$  through the relation

$$P(\vartheta, x) = I\left(\frac{x}{\sqrt{\vartheta}}, \vartheta - 1\right) \quad (\vartheta, x > 0).$$

Of course, there is also a great deal of software for computing the above functions.

### A4 Asymptotic approximation of $L$ (large $\vartheta$ )

The representations of  $D$  displayed at the end of [A2](#) are likewise suitable for the study of the asymptotic behaviour of  $D$  and related functions, as  $z \rightarrow \infty$ . Before dealing with the rather particular cases of interest for the present paper, it is worth recalling that the assertion “the formal series  $\sum_{s=0}^{\infty} a_s z^{-s}$  is an *asymptotic* (or *Poincaré*) expansion of

the function  $f(z)$  – in symbols,  $f(z) \sim \sum_{s \geq 0} a_s z^{-s}$  – as  $z \rightarrow \infty$  in the unbounded set  $\mathcal{C} \subset \mathbb{C}$ , means that

$$(A4.1) \quad z^n \left\{ f(z) - \sum_{s=0}^{n-1} \frac{a_s}{z^s} \right\} \rightarrow a_n$$

as  $z \rightarrow \infty$  in  $\mathcal{C}$ , uniformly w.r.t.  $\arg z$ , for each natural  $n$ .

In point of fact, it follows from [HMF 8.12.18–8.12.20](#) and [Paris \(2016\)](#) that

$$(A4.2) \quad \sqrt{\vartheta} D(\vartheta) \sim \sum_{s \geq 0} f_s \vartheta^{-s/2} \quad (\vartheta \rightarrow +\infty)$$

where

$$f_0 = \sqrt{\frac{\pi}{2}}, \quad f_1 = -\frac{2}{3}, \quad f_s = \sqrt{\frac{\pi}{2}} A_s + B_s \quad \text{for } s = 2, 3, \dots$$

and  $A_s = A_s(0)$ ,  $B_s = B_s(0)$  are the same as in [Paris \(2016\)](#), Table 2 with  $x = 0$ : e.g.,  $A_0 = 1$ ,  $A_2 = 1/12$ ,  $A_4 = 1/288$ ,  $\dots$ ,  $A_1 = A_3 = A_5 = \dots = 0 = B_0 = B_2 = B_4 = \dots$ ,  $B_1 = 1/3$ ,  $B_3 = 4/135$ ,  $B_5 = -8/2835$ ,  $\dots$ ; hence  $f_0 \approx 1.25331$ ,  $f_1 \approx -0.66667$ ,  $f_2 \approx 0.10444$ ,  $f_3 \approx 0.02963$ ,  $f_4 \approx 0.00435$ ,  $f_5 \approx -0.00282$ .

Consequently, one has

$$\frac{1}{\sqrt{\vartheta} D(\vartheta)} \sim \sum_{s \geq 0} \frac{k_s}{\vartheta^{s/2}} \quad (\vartheta \rightarrow +\infty)$$

where  $k_0 = 1/f_0 = \sqrt{2/\pi} \approx 0.79788$ ,  $k_1 = -f_1/f_0^2 = 4/(3\pi) \approx 0.42441$ ,  $k_2 = (f_1^2 - f_0 f_2)/f_0^3 = (2/\pi)^{3/2} (4/9 - \pi/24) \approx 0.15926$ ,  $k_3 = (-f_1^3 + 2f_0 f_1 f_2 - f_0^2 f_3)/f_0^4 = -(2/\pi)^2 \cdot (8/27 + \pi(1/18 + 2/135)) \approx -0.20968$ ,  $\dots$

$$k_s = -\sqrt{\frac{2}{\pi}} \sum_{i=1}^s f_i k_{s-i} \quad (s = 1, 2, \dots)$$

and, more importantly,

$$\begin{aligned} L(\vartheta) &\sim \sqrt{\vartheta} \sum_{s \geq 0} \frac{k_s}{\vartheta^{s/2}} \quad (\vartheta \rightarrow +\infty) \\ &\approx \sqrt{\vartheta} \left\{ 0.79788 + \frac{0.42441}{\sqrt{\vartheta}} + \frac{0.15926}{\vartheta} - \frac{0.20968}{\vartheta^{3/2}} + \dots \right\}. \end{aligned}$$

The above asymptotic expansion [\(A4.2\)](#) is valid for  $|z| \rightarrow +\infty$  in  $|\arg z| < \pi/2$ . This implies that there are  $\rho > 0$  and  $\eta \in (0, \pi/2)$  such that  $zD(z)$  has no zeros in the annular sector  $S_{\eta, \rho} := \{z \in \mathbb{C} : |z| \geq \rho, |\arg z| < \pi/2 - \eta\}$ . Moreover, since one knows, from [A2](#), that  $D$  is analytic on  $\mathbb{C} \setminus \{0, -1, -2, \dots\}$ , then  $L(z) = \frac{z}{zD(z)}$  is analytic on  $S_{\eta, \rho}$ . This fact allows differentiation of the asymptotic expansion of  $L$  any number of times in the sector  $S_{\eta, \rho}$ . See [Henrici \(1977\)](#), Theorem 11.3f. In particular, one obtains

$$L'(\vartheta) \sim \frac{1}{2} \frac{k_0}{\vartheta^{1/2}} - \sum_{s \geq 3} \frac{s-2}{2} \frac{k_{s-1}}{\vartheta^{s/2}} \quad (\vartheta \rightarrow +\infty)$$

and

$$L''(\vartheta) \sim -\frac{1}{4} \frac{k_0}{\vartheta^{3/2}} + \sum_{s \geq 5} \frac{(s-2)(s-4)}{4} \frac{k_{s-3}}{\vartheta^{s/2}} \quad (\vartheta \rightarrow +\infty).$$

These approximations are visualised in Figure 2, juxtaposed to their exact counterparts.

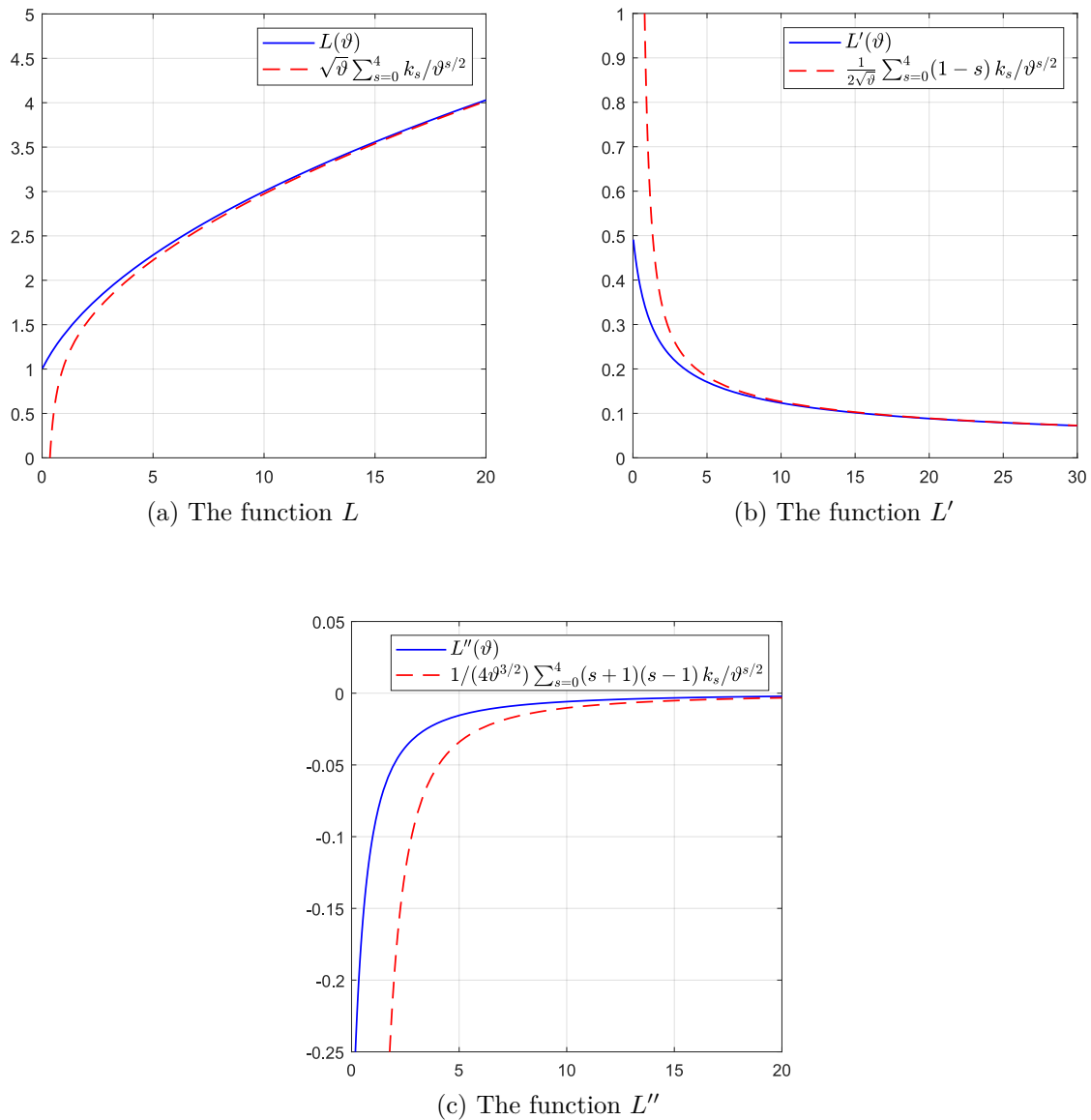


Figure 2: Graphs of  $L$ ,  $L'$ ,  $L''$  and their asymptotic expansions for  $\vartheta \rightarrow +\infty$ , truncated at  $n = 5$ , according to (A4.1).

As an application of the above results, here is an outline of what one should do to obtain an asymptotic approximation, as  $\vartheta \rightarrow +\infty$ , of the quantity  $W$  defined in

Subsection 6.4. The numerator reads

$$v^2(\vartheta) = \vartheta + L(\vartheta)[1 - L(\vartheta)] \sim \frac{\pi - 2}{\pi} \vartheta + \alpha_1 \sqrt{\vartheta} + \alpha_2 + \sum_{s \geq 1} \frac{\alpha_{s+2}}{\vartheta^{s/2}} \quad (\vartheta \rightarrow +\infty)$$

where  $\alpha_n = k_{n-1} - \sum_{j=0}^n k_j k_{n-j}$  for  $n = 1, 2, \dots$ , and hence:  $\alpha_1 = \sqrt{2/\pi} (1 - 8/(3\pi))$ ,  $\alpha_2 = (15\pi - 16)/(9\pi^2)$ ,  $\dots$ .

As to the denominator of  $W$ , it equals  $\varepsilon^2 \cdot (L'(\bar{c}))^2$ , where  $\bar{c} \in (\vartheta, \vartheta + \varepsilon)$  and

$$L'(x)^2 \sim \sum_{n \geq 2} \frac{b_n}{x^{n/2}} \quad (x \rightarrow +\infty)$$

with  $b_n := \sum_{j=1}^{n-1} l_j l_{n-j}$  for  $n = 2, 3, \dots$ ;  $l_j := (1 - j/2)k_{j-1}$  for  $j = 1, 2, \dots$ . Then  $b_2 = 1/(2\pi)$ ,  $b_3 = 0$ ,  $b_4 = -(32 - 3\pi)/(6\pi)^2$ ,  $\dots$ .

**Acknowledgements.** My warm thanks and appreciation go to Riccardo Dossena for technical advice and typing, expert and accurate.

## References

- Baek, S. and Park, J. (2022). A computationally efficient approach to estimating species richness and rarefaction curve. *Computational Statistics* **37**, 1919–1941. DOI: [10.1007/s00180-021-01185-1](https://doi.org/10.1007/s00180-021-01185-1).
- Billingsley, P. (1995). *Probability and Measure*. 3rd ed. John Wiley & Sons, New York.
- Billingsley, P. (1999). *Convergence of Probability Measures*. 2nd ed. John Wiley & Sons, New York. DOI: [10.1002/9780470316962](https://doi.org/10.1002/9780470316962).
- Camerlenghi, F., Favaro, S., Masoero, L. and Broderick, T. (2024). Scaled process priors for Bayesian nonparametric estimation of the unseen genetic variation. *Journal of the American Statistical Association* **119**, 320–331. DOI: [10.1080/01621459.2022.2115918](https://doi.org/10.1080/01621459.2022.2115918).
- Cifarelli, D. M. and Regazzini, E. (1979a). Considerazioni generali sull'impostazione bayesiana di problemi non parametrici (Parte prima). *Rivista di Matematica per le Scienze Economiche e Sociali* **2**, 39–52. DOI: [10.1007/bf02626108](https://doi.org/10.1007/bf02626108).
- Cifarelli, D. M. and Regazzini, E. (1979b). Considerazioni generali sull'impostazione bayesiana di problemi non parametrici (Parte seconda). *Rivista di Matematica per le Scienze Economiche e Sociali* **2**, 95–111. DOI: [10.1007/BF02620300](https://doi.org/10.1007/BF02620300).
- Erdélyi, A., Magnus, W., Oberhettinger, F. and Tricomi, F. G. (1953). *Higher Transcendental Functions*. Vol. 1. McGraw-Hill Book Company, Inc., New York.
- de Finetti, B. (1957). Sul numero di elementi al di là dell'ultimo osservato. In: *Scritti matematici in onore di Filippo Sibirani*. Cesare Zuffi, Bologna, 95–107.
- de Finetti, B. (1972). *Probability, Induction and Statistics: The Art of Guessing*. John Wiley & Sons, London.
- Fisher, R. A., Corbet, A. S. and Williams, C. B. (1943). The relation between the number of species and the number of individuals in a random sample of an animal population. *Journal of Animal Ecology* **12**, 42–58. DOI: [10.2307/1411](https://doi.org/10.2307/1411).



- Hardy, G. H., Littlewood, J. E. and Pólya, G. (1952). *Inequalities*. 2nd ed. Cambridge University Press, Cambridge.
- Henrici, P. (1977). *Applied and Computational Complex Analysis*. Vol. 2. John Wiley & Sons, New York.
- Liggett, T. M. (2010). *Continuous Time Markov Processes: An Introduction*. American Mathematical Society, Providence.
- Lijoi, A. and Regazzini, E. (2004). Means of a Dirichlet process and multiple hypergeometric functions. *The Annals of Probability* **32**, 1469–1495.  
DOI: [10.1214/009117904000000270](https://doi.org/10.1214/009117904000000270).
- Mushagalusa, C. A., Fandohan, A. B. and Glèlè Kakai, R. (2024). Predicting species abundance using machine learning approach: a comparative assessment of random forest spatial variants and performance metrics. *Modeling Earth Systems and Environment* **10**, 5145–5171. DOI: [10.1007/s40808-024-02055-7](https://doi.org/10.1007/s40808-024-02055-7).
- Norris, J. R. (1997). *Markov Chains*. Cambridge University Press, Cambridge.  
DOI: [10.1017/CB09780511810633](https://doi.org/10.1017/CB09780511810633).
- Olver, F. W. J., Lozier, D. W., Boisvert, R. F. and Clark, C. W., eds. (2010). *NIST Handbook of Mathematical Functions*. Cambridge University Press, Cambridge.
- Orlitsky, A., Suresh, A. T. and Wu, Y. (2016). Optimal prediction of the number of unseen species. *Proceedings of the National Academy of Sciences* **113**, 13283–13288.  
DOI: [10.1073/pnas.1607774113](https://doi.org/10.1073/pnas.1607774113).
- Paris, R. B. (2016). A uniform asymptotic expansion for the incomplete gamma functions revisited. *arXiv:1611.00548 [math.CA]*. DOI: [10.48550/arXiv.1611.00548](https://doi.org/10.48550/arXiv.1611.00548).
- Pearson, K. (1922). *Tables of the Incomplete  $\Gamma$ -Function*. Computed by the staff of the Department of Applied Statistics, University of London, University College.
- Petrov, V. V. (1995). *Limit Theorems of Probability Theory: Sequences of Independent Random Variables*. Clarendon Press, Oxford.
- Rachev, S. T., Klebanov, L. B., Stoyanov, S. V. and Fabozzi, F. J. (2013). *The Methods of Distances in the Theory of Probability and Statistics*. Springer, New York.  
DOI: [10.1007/978-1-4614-4869-3](https://doi.org/10.1007/978-1-4614-4869-3).
- Tekwa, E. W., Whalen, M. A., Martone, P. T. and O'Connor, M. I. (2023). Theory and application of an improved species richness estimator. *Phil. Trans. R. Soc. B* **378**: 20220187. DOI: [10.1098/rstb.2022.0187](https://doi.org/10.1098/rstb.2022.0187).