

Proximal Ranking Policy Optimization for Practical Safety in Counterfactual Learning to Rank (Extended Abstract)*

Shashank Gupta

University of Amsterdam
Amsterdam, The Netherlands
s.gupta2@uva.nl

Harrie Oosterhuis

Radboud University
Nijmegen, The Netherlands
harrie.oosterhuis@ru.nl

Maarten de Rijke

University of Amsterdam
Amsterdam, The Netherlands
m.derijke@uva.nl

1 Introduction: Safe Counterfactual LTR

The goal in learning to rank (LTR) is to find a ranking policy (π) that optimizes a given ranking metric [15]; given a set of documents (D), a distribution of queries Q , and relevance function ($P(R = 1 | d)$):

$$U(\pi) = \sum_{q \in Q} P(q | Q) \sum_d \omega(d | \pi) P(R = 1 | d), \quad (1)$$

where $\omega(d | \pi)$ is the weight of the document for a given policy π ; e.g., for the discounted cumulative gain (DCG) metric [13]:

$$\omega_{\text{DCG}}(d | q, \pi) = \mathbb{E}_{y \sim \pi(\cdot | q)} [(\log_2(\text{rank}(d | y) + 1))^{-1}]. \quad (2)$$

Because the relevance function is generally unknown, counterfactual learning to rank (CLTR) uses clicks to estimate $U(\pi)$ [14, 16, 30]. The *policy-aware* approach [20] starts by assuming the rank-based position bias model [6, 14, 30], where the probability of a click on document d at position k is the product of a rank-based examination probability and document relevance:

$$P(C = 1 | d, k) = P(E = 1 | k)P(R = 1 | d) = \alpha_k P(R = 1 | d). \quad (3)$$

Let \mathcal{D} be a set of logged interaction data: $\mathcal{D} = \{q_i, c_i\}_{i=1}^N$, where each of the N interactions consists of a query q_i and click feedback $c_i(d) \in \{0, 1\}$. With the policy-aware propensities: $\rho_0(d | q_i, \pi_0) = \mathbb{E}_{y \sim \pi_0(q_i)} [\alpha_{k(d)}] = \rho_{i,0}(d)$ and $\omega(d | q_i, \pi) = \omega_i(d)$ for brevity, the policy-aware inverse propensity scoring (IPS) estimator is:

$$\hat{U}_{\text{IPS}}(\pi) = \frac{1}{N} \sum_{i=1}^N \sum_d \frac{\omega_i(d)}{\rho_{i,0}(d)} c_i(d). \quad (4)$$

While being unbiased, IPS CLTR methods can suffer from high-variance [8, 14, 19]. Specifically, if data is limited, training an IPS-based method can lead to an unreliable and unsafe ranking policy [10], a problem also known in the bandit literature [9, 12, 26, 27, 33].

As a solution for CLTR, Gupta et al. [10] introduce a risk-aware CLTR approach that uses divergence based on the exposure distributions of policies. They introduce normalized propensities: $\rho'(d) = \rho / \sum_d \rho(d)$; since $\rho'(d) \in [0, 1]$ and $\sum_d \rho'(d) = 1$, these can be treated as a probability distribution that indicates how exposure is spread over documents. Subsequently, Gupta et al. [10] use Renyi divergence to bound the real utility with probability $1 - \delta$:

$$P\left(U(\pi) \geq \hat{U}_{\text{IPS}}(\pi) - \sqrt{\frac{Z}{N} \left(\frac{1-\delta}{\delta}\right) \mathbb{E}_q \left[\sum_d \left(\frac{\rho'(d)}{\rho'_0(d)}\right)^2 \rho'_0(d) \right]}\right) \geq 1 - \delta.$$

Recently Gupta et al. [11] provide a similar bound for doubly-robust CLTR [19]. However, these guarantees are only proven to hold

*Based on a full paper titled "Practical and Robust Safety Guarantees for Advanced Counterfactual Learning to Rank" published at CIKM'24 [11].

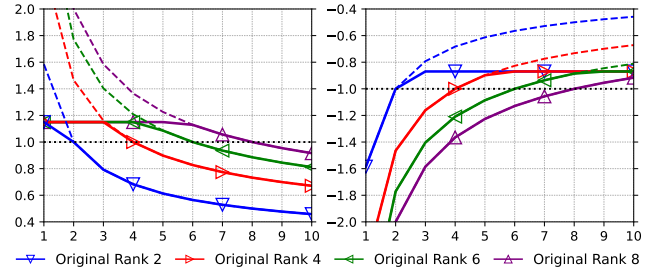


Figure 1: Clipped weight ratios of PRPO objective, as documents are moved from four different original ranks. Left: positive relevance, $r = 1$; right: negative relevance, $r = -1$; x-axis: new rank for document; y-axis: unclipped weight ratios (dashed lines), $r \cdot \omega_i(d) / \omega_{i,0}(d)$; and clipped PRPO weight ratios (solid lines), $f(\omega_i(d) / \omega_{i,0}(d), \epsilon_- = 1.15^{-1}, \epsilon_+ = 1.15, r = \pm 1)$. DCG metric weights used: $\omega_i(d) = \log_2(\text{rank}(d | q_i, \pi) + 1)^{-1}$.

under specific click models (e.g., Eq. 3). Therefore, they only provide a *conditional* form of safety that may not hold in practice.

2 Proximal Ranking Policy Optimization

In the field of reinforcement learning (RL), *proximal policy optimization* (PPO) has been introduced as a method to restrict a new policy π from deviating too much from a previously rolled-out policy π_0 [24, 25]. In contrast with the earlier discussed methods, PPO does not make use of a divergence term but uses a simple clipping operation in its optimization objective. Inspired by this approach, we propose the first *unconditionally* safe CLTR method: *proximal ranking policy optimization* (PRPO). Our method is designed for practical safety by making *no assumptions* about user behavior. Thereby, it provides the most robust safety for CLTR yet.

For safety, instead of relying on a high-confidence bound [10, 11], PRPO guarantees safety by removing the incentive for the new policy to rank documents too much higher than the safe logging policy. This is achieved by directly clipping the ratio of the metric weights for a given query q_i under the new policy $\omega_i(d)$, and the logging policy ($\omega_{i,0}(d)$), i.e., $\frac{\omega_i(d)}{\omega_{i,0}(d)}$ to be bounded in a fixed predefined range: $[\epsilon_-, \epsilon_+]$. As a result, the PRPO objective provides no incentive for the new policy to produce weights $\omega_i(d)$ outside of the range: $\epsilon_- \cdot \omega_{i,0}(d) \leq \omega_i(d) \leq \epsilon_+ \cdot \omega_{i,0}(d)$. The first step to applying PRPO is rewriting the utility of a ranking policy as a sum over the ratios multiplied by a reward function; this can be done without loss of generality. For example, for the IPS estimator:

$$\hat{U}(\pi) = \frac{1}{N} \sum_{i=1}^N \sum_d \frac{\omega_i(d)}{\omega_{i,0}(d)} r(d | q_i), \quad r_{\text{IPS}}(d | q_i) = \frac{\omega_{i,0}(d | q)}{\rho_{i,0}(d)} c_i(d).$$

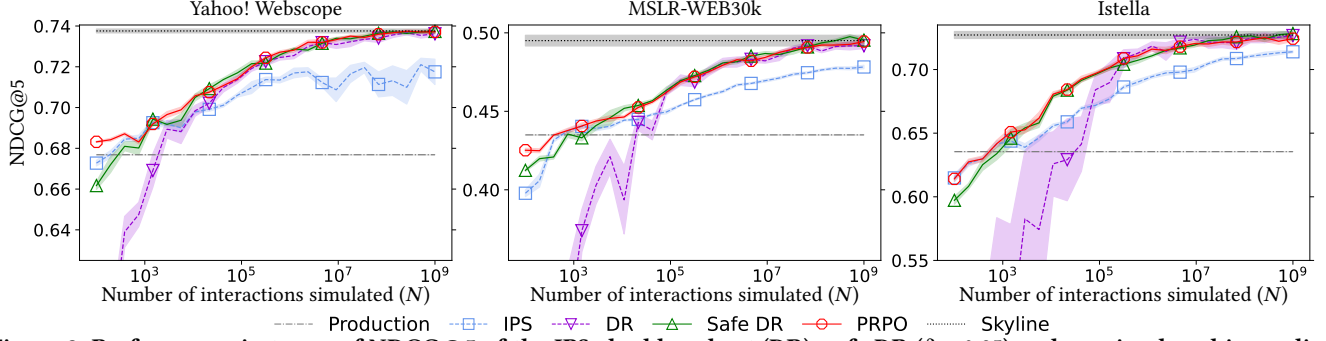


Figure 2: Performance in terms of NDCG@5 of the IPS, doubly robust (DR), safe DR ($\delta = 0.95$) and proximal ranking policy optimization (PRPO) ($\delta(N) = \frac{100}{N}$), with the number of simulated queries in the training data (N) varying from 10^2 to 10^9 .

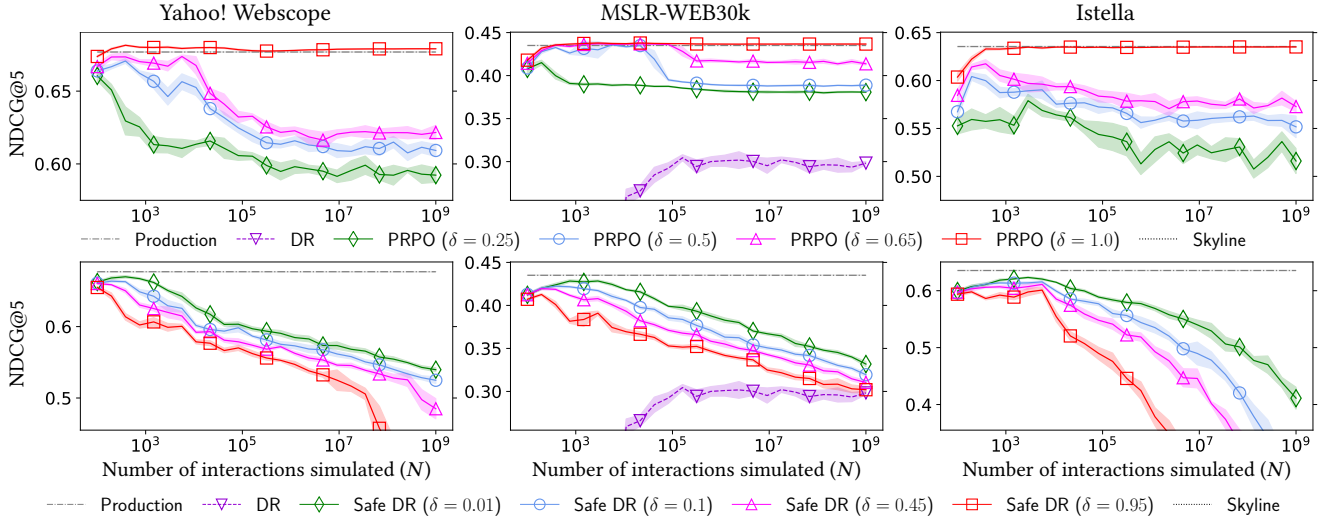


Figure 3: Performance of safe DR and PRPO under an adversarial click model for varying data sizes.

PRPO applies the following clipping function to this estimator:

$$f(x, \epsilon_-, \epsilon_+, r) = \begin{cases} \min(x, \epsilon_+) \cdot r & r \geq 0, \\ \max(x, \epsilon_-) \cdot r & \text{otherwise.} \end{cases} \quad (5)$$

Applying the clipping function results in the PRPO estimator:

$$\hat{U}_{\text{PRPO}}(\pi) = \sum_{q, d \in \mathcal{D}} f\left(\frac{\omega(d|q)}{\omega_0(d|q)}, \epsilon_-, \epsilon_+, r(d|q)\right). \quad (6)$$

Additionally, we propose adaptive clipping that loosens as the number of datapoints N increases, e.g., through a monotonically decreasing function $\delta(N)$: $\lim_{N \rightarrow \infty} \delta(N) = 0$; $\epsilon_- = \delta(N)$ and $\epsilon_+ = \frac{1}{\delta(N)}$.

Figure 1 provides a visualization of clipping that shows how it removes incentives for optimization to move documents too far from their original rank. Appendix B provides a theoretical analysis.

In summary, PRPO provides safety in CLTR through clipping, without relying on assumptions about user behavior. This makes it uniquely robust and practical for realistic ranking settings.

3 Results and Discussion

For our experiments, we apply a semi-synthetic experimental setup common in the CLTR literature [10, 19, 22, 29] on the three largest publicly available LTR datasets: Yahoo! Webscope [4], Istella [7], and MSLR-WEB30k [23]. See Appendix A for details of this setup.

Figure 2 shows the performance of PRPO (applied to a DR estimator [11, 19]) and our baselines: IPS and DR estimation and their safe CLTR counterparts [10, 11], in a setting where assumptions about user behavior are correct. We see that only safe DR and PRPO have the best convergence without an initial period of poor performance. In contrast, plain DR has poor performance when $N < 10^5$ but excellent performance as $N > 10^6$; whereas IPS does not have poor performance when N is small but is outperformed by all other methods when $N > 10^4$. Because the performance differences between safe DR and PRPO appear marginal, we conclude that – in this setting where correct user behavior is assumed – both methods provide comparable performance. Given the simplicity and lack of assumptions of PRPO, we see this as a positive result.

Figure 3 shows the performance of DR, safe DR, and PRPO (with a static clipping parameter δ) in an adversarial setting where the assumptions about user behavior are catastrophically incorrect. We see that all methods result in a degradation of performance compared to the production policy. Moreover, the performance of (unsafe) DR is so poor that it mostly falls outside the region visualized by the graphs. For safe DR, we see that performance continues to decline as more data is available (and N increases), a trend that continues regardless of the δ parameter. Thereby, it appears that safe DR is unable to provide safety in this setting where its assumptions are incorrect. In contrast, the decreases in performance of PRPO are clearly bounded and appear stable once $N > 10^6$. Thus –

even in this worst case scenario – PRPO successfully bounds the damage that CLTR can do to ranking performance.

We conclude that PRPO provides a robust and practical form of safety that encompasses an important progression for safe CLTR. Appendix C discusses further implications for the general LTR field.

Acknowledgements

This research was supported by Huawei Finland, the Dutch Research Council (NWO), under project numbers VI.Veni.222.269, 024.004.022, NWA.1389.20.183, and KICH3.LTP.20.006, the EU’s Horizon Europe program under grant No 101070212, and a SURF Cooperative using grant no. EINF-8200. All content represents the opinion of the authors, which is not necessarily shared or endorsed by their respective employers and/or sponsors.

References

- [1] Aman Agarwal, Xuanhui Wang, Cheng Li, Michael Bendersky, and Marc Najork. 2019. Addressing Trust Bias for Unbiased Learning-to-rank. In *The World Wide Web Conference*. 4–14.
- [2] Christopher Burges, Robert Ragno, and Quoc Le. 2006. Learning to Rank with Nonsmooth Cost Functions. *Advances in Neural Information Processing Systems* 19 (2006).
- [3] Christopher JC Burges. 2010. From RankNet to LambdaRank to LambdaMART. *Learning* 11, 23-581 (2010), 81.
- [4] Olivier Chapelle and Yi Chang. 2011. Yahoo! Learning to Rank Challenge Overview. In *Proceedings of the Learning to Rank Challenge*. PMLR, 1–24.
- [5] Aleksandr Chuklin, Ilya Markov, and Maarten de Rijke. 2015. *Click Models for Web Search*. Morgan & Claypool Publishers.
- [6] Nick Craswell, Onno Zoeter, Michael Taylor, and Bill Ramsey. 2008. An Experimental Comparison of Click Position-bias Models. In *Proceedings of the 2008 International Conference on Web Search and Data Mining*. 87–94.
- [7] Domenico Dato, Claudio Lucchese, Franco Maria Nardini, Salvatore Orlando, Raffaele Perego, Nicola Tonello, and Rossano Venturini. 2016. Fast Ranking with Additive Ensembles of Oblivious and Non-Oblivious Regression Trees. *ACM Transactions on Information Systems (TOIS)* 35, 2 (2016), 1–31.
- [8] Shashank Gupta, Philipp Hager, Jin Huang, Ali Vardasbi, and Harrie Oosterhuis. 2024. Unbiased Learning to Rank: On Recent Advances and Practical Applications. In *Proceedings of the 17th ACM International Conference on Web Search and Data Mining*. 1118–1121.
- [9] Shashank Gupta, Olivier Jeunen, Harrie Oosterhuis, and Maarten de Rijke. 2024. Optimal Baseline Corrections for Off-Policy Contextual Bandits. *arXiv preprint arXiv:2405.05736* (2024).
- [10] Shashank Gupta, Harrie Oosterhuis, and Maarten de Rijke. 2023. Safe Deployment for Counterfactual Learning to Rank with Exposure-Based Risk Minimization. In *Proceedings of the 46th International ACM SIGIR Conference on Research and Development in Information Retrieval*.
- [11] Shashank Gupta, Harrie Oosterhuis, and Maarten de Rijke. 2024. Practical and Robust Safety Guarantees for Advanced Counterfactual Learning to Rank. In *CIKM 2024: 33rd ACM International Conference on Information and Knowledge Management*. ACM.
- [12] Rolf Jagerman, Ilya Markov, and Maarten de Rijke. 2020. Safe Exploration for Optimizing Contextual Bandits. *ACM Transactions on Information Systems (TOIS)* 38, 3 (2020), 1–23.
- [13] Kalervo Järvelin and Jaana Kekäläinen. 2002. Cumulated Gain-Based Evaluation of IR Techniques. *ACM Transactions on Information Systems (TOIS)* 20, 4 (2002), 422–446.
- [14] Thorsten Joachims, Adith Swaminathan, and Tobias Schnabel. 2017. Unbiased Learning-to-rank with Biased Feedback. In *Proceedings of the Tenth ACM International Conference on Web Search and Data Mining*. 781–789.
- [15] Tie-Yan Liu. 2009. Learning to Rank for Information Retrieval. *Foundations and Trends in Information Retrieval* 3, 3 (2009), 225–331.
- [16] Harrie Oosterhuis. 2020. *Learning from User Interactions with Rankings: A Unification of the Field*. Ph.D. Dissertation. Informatics Institute, University of Amsterdam.
- [17] Harrie Oosterhuis. 2021. Computationally Efficient Optimization of Plackett-Luce Ranking Models for Relevance and Fairness. In *Proceedings of the 44th International ACM SIGIR Conference on Research and Development in Information Retrieval*. 1023–1032.
- [18] Harrie Oosterhuis. 2022. Learning-to-Rank at the Speed of Sampling: Plackett-Luce Gradient Estimation With Minimal Computational Complexity. In *Proceedings of the 45th International ACM SIGIR Conference on Research and Development in Information Retrieval*. 2266–2271.
- [19] Harrie Oosterhuis. 2023. Doubly Robust Estimation for Correcting Position Bias in Click Feedback for Unbiased Learning to Rank. *ACM Transactions on Information Systems* 41, 3 (2023), 1–33.
- [20] Harrie Oosterhuis and Maarten de Rijke. 2020. Policy-aware Unbiased Learning to Rank for Top-k Rankings. In *Proceedings of the 43rd International ACM SIGIR Conference on Research and Development in Information Retrieval*. 489–498.
- [21] Harrie Oosterhuis and Maarten de Rijke. 2021. Unifying Online and Counterfactual Learning to Rank: A Novel Counterfactual Estimator that Effectively Utilizes Online Interventions. In *Proceedings of the 14th ACM International Conference on Web Search and Data Mining*. 463–471.
- [22] Harrie Oosterhuis and Maarten de Rijke. 2021. Robust Generalization and Safe Query-Specialization in Counterfactual Learning to Rank. In *Proceedings of the Web Conference 2021*. 158–170.
- [23] Tao Qin and Tie-Yan Liu. 2013. Introducing LETOR 4.0 Datasets. *arXiv preprint arXiv:1306.2597* (2013).
- [24] John Schulman, Philipp Moritz, Sergey Levine, Michael Jordan, and Pieter Abbeel. 2015. High-dimensional Continuous Control using Generalized Advantage Estimation. *arXiv preprint arXiv:1506.02438* (2015).
- [25] John Schulman, Filip Wolski, Prafulla Dhariwal, Alec Radford, and Oleg Klimov. 2017. Proximal Policy Optimization Algorithms. *arXiv preprint arXiv:1707.06347* (2017).
- [26] Adith Swaminathan and Thorsten Joachims. 2015. Batch Learning from Logged Bandit Feedback through Counterfactual Risk Minimization. *The Journal of Machine Learning Research* 16, 1 (2015), 1731–1755.
- [27] Philip Thomas, Georgios Theodorou, and Mohammad Ghavamzadeh. 2015. High-Confidence Off-Policy Evaluation. In *Proceedings of the AAAI Conference on Artificial Intelligence*, Vol. 29.
- [28] Aleksei Ustimenko and Liudmila Prokhorenkova. 2020. StochasticRank: Global Optimization of Scale-Free Discrete Functions. In *International Conference on Machine Learning*. PMLR, 9669–9679.
- [29] Ali Vardasbi, Harrie Oosterhuis, and Maarten de Rijke. 2020. When Inverse Propensity Scoring does not Work: Affine Corrections for Unbiased Learning to Rank. In *Proceedings of the 29th ACM International Conference on Information & Knowledge Management*. 1475–1484.
- [30] Xuanhui Wang, Michael Bendersky, Donald Metzler, and Marc Najork. 2016. Learning to Rank with Selection Bias in Personal Search. In *Proceedings of the 39th International ACM SIGIR conference on Research and Development in Information Retrieval*. ACM, 115–124.
- [31] Xuanhui Wang, Cheng Li, Nadav Golbandi, Michael Bendersky, and Marc Najork. 2018. The LambdaLoss Framework for Ranking Metric Optimization. In *Proceedings of the 27th ACM international conference on information and knowledge management*. 1313–1322.
- [32] Ronald J. Williams. 1992. Simple Statistical Gradient-Following Algorithms for Connectionist Reinforcement Learning. *Machine Learning* 8, 3 (1992), 229–256.
- [33] Hang Wu and May Wang. 2018. Variance Regularized Counterfactual Risk Minimization via Variational Divergence Minimization. In *International Conference on Machine Learning*. PMLR, 5353–5362.
- [34] Himank Yadav, Zhengxiao Du, and Thorsten Joachims. 2021. Policy-Gradient Training of Fair and Unbiased Ranking Functions. In *Proceedings of the 44th International ACM SIGIR Conference on Research and Development in Information Retrieval*. 1044–1053.

Appendix

A Simulation and Evaluation Setup

We use the three largest publicly available LTR datasets: Yahoo! Webscope [4], MSLR-WEB30k [23], and Istella [7]. The datasets consist of queries, a preselected list of documents per query, query-document feature vectors, and manually-graded relevance judgments for each query-document pair. Following [10, 19, 29], we train a production ranker on a 3% fraction of the training queries and their corresponding relevance judgments. The goal is to simulate a real-world setting where a ranker trained on manual judgments is deployed in production and is used to collect click logs. The collected click logs can then be used for CLTR. We assume the production ranker is safe, given that it would serve live traffic in a real-world setup.

We simulate a top- K ranking setup [20] where only $K = 5$ documents are displayed to the user for a given query, and any document beyond that gets zero exposure. To get the relevance probability, we apply the following transformation: $P(R = 1 \mid q, d) = 0.25 \cdot \text{rel}(q, d)$,

where $rel(q, d) \in \{0, 1, 2, 3, 4\}$ is the relevance judgment for the given query-document pair. We generate clicks based on the trust bias click model:

$$P(C = 1 | q, d, k) = \alpha_k P(R = 1 | q, d) + \beta_k. \quad (7)$$

The trust bias parameters are set based on the empirical observation in [1]: $\alpha = [0.35, 0.53, 0.55, 0.54, 0.52]$, and $\beta = [0.65, 0.26, 0.15, 0.11, 0.08]$. For CLTR training, we only use the training and validation clicks generated via the click simulation process (Eq. 7). To test the robustness of the safe CLTR methods in a setting where the click model assumptions do not hold, we simulate an *adversarial click model*, where the user clicks on the irrelevant document with a high probability and on a relevant document with a low click probability. We define the adversarial click model as:

$$P(C = 1 | q, d, k) = 1 - (\alpha_k P(R = 1 | q, d) + \beta_k). \quad (8)$$

Thereby, we simulate a maximally *adversarial* user who clicks on documents with a click probability that is inversely correlated with the assumed trust bias model.

Further, we assume that the logging propensities have to be estimated. For the logging propensities ρ_0 , and the logging metric weights (ω_0), we use a simple Monte-Carlo estimate [10]:

$$\hat{\rho}_0(d) = \frac{1}{N} \sum_{i=1: y_i \sim \pi_0}^N \alpha_{k_i(d)}, \quad \hat{\omega}_0(d) = \frac{1}{N} \sum_{i=1: y_i \sim \pi_0}^N (\alpha_{k_i(d)} + \beta_{k_i(d)}). \quad (9)$$

For the learned policies (π), we optimize Plackett-Luce (PL) ranking models [17] using the REINFORCE policy-gradient method [10, 34]. We perform clipping on the logging propensities only for the training clicks and not for the validation set. Following previous work, we set the clipping parameter to $10/\sqrt{N}$ [10, 21]. We do not apply the clipping operation for the logging metric weights. To prevent overfitting, we apply early stopping based on the validation clicks. For variance reduction, we follow [10, 34] and use the average reward per query as a control-variate.

As our evaluation metric, we compute the NDCG@5 metric using the relevance judgments on the test split of each dataset [13]. Finally, the following methods are included in our comparisons: (i) *IPS*. The IPS estimator with affine correction [21, 29] for CLTR with trust bias. (ii) *Doubly Robust*. The DR estimator for CLTR with trust bias [19]. (iii) *Safe DR*. The recently-introduced safe DR CLTR method [11], which relies on a trust bias assumption. (iv) *PRPO*. Our proposed *proximal ranking policy optimization* (PRPO) method for safe CLTR (Eq. 6), we apply it to the DR estimator (see [11] for a more detailed formulation). (v) *Skyline*. LTR method trained on the true relevance labels. Given that it is trained on the real relevance signal, the skyline performance is the upper bound on possible CLTR performance. All source code to reproduce our experimental results is available at: <https://github.com/shashankg7/cikm-safeultr>.

B Formal Proof of Safety

Theorem B.1. *Let q be a query, ω be metric weights, y_0 be a logging policy ranking, and $y^*(\epsilon_-, \epsilon_+)$ be the ranking that optimizes the PRPO objective in Eq. 6. Assume that $\forall d, \in \mathcal{D}, r(d | q) \neq 0$. Then, for any $\Delta \in \mathbb{R}_{\geq 0}$, there exist values for ϵ_- and ϵ_+ that guarantee that the difference between the utility of y_0 and $y^*(\epsilon_-, \epsilon_+)$ is bounded by Δ :*

$$\forall \Delta \in \mathbb{R}_{\geq 0}, \exists \epsilon_- \in \mathbb{R}_{\geq 0}, \epsilon_+ \in \mathbb{R}_{\geq 0}; |U(y_0) - U(y^*(\epsilon_-, \epsilon_+))| \leq \Delta. \quad (10)$$

PROOF. Given a logging policy ranking y_0 , a user defined metric weight ω , and non-zero $r(d | q)$, for the choice of the clipping parameters $\epsilon_- = \epsilon_+ = 1$, the ranking $y^*(\epsilon_-, \epsilon_+)$ that maximizes the PRPO objective (Eq. 6) will be the same as the logging ranking y_0 , i.e. $y^*(\epsilon_-, \epsilon_+) = y_0$. This is trivial to prove since any change in ranking can only lead to a decrease in the clipped ratio weights, and thus, a decrease in the PRPO objective. Therefore, $y^*(\epsilon_- = 1, \epsilon_+ = 1) = y_0$ when $\epsilon_- = \epsilon_+ = 1$. Accordingly: $|U(y_0) - U(y^*(\epsilon_- = 1, \epsilon_+ = 1))| = 0$ directly implies Eq. 10. This completes our proof. \square

Whilst the above proof is performed through the extreme case where $\epsilon_- = \epsilon_+ = 1$ and the optimal ranking has the same utility as the logging policy ranking, other choices of ϵ_- and ϵ_+ bound the difference in utility to a lesser degree and allow for more deviation. As our experimental results show, the power of PRPO is that it gives practitioners direct control over this maximum deviation.

C Gradient Ascent and Possible Extensions

Finally, we consider how the PRPO objective should be optimized. This turns out to be very straightforward when we look at its gradient. The clipping function f (Eq. 5) has a simple gradient involving an indicator function on whether x is inside the bounds:

$$\nabla_x f(x, \epsilon_-, \epsilon_+, r) = \mathbb{1}[(r > 0 \wedge x \leq \epsilon_+) \vee (r < 0 \wedge x \geq \epsilon_-)]r. \quad (11)$$

Applying the chain rule to the PRPO objective (Eq. 6) reveals:

$$\nabla_{\pi} \hat{U}_{\text{PRPO}}(\pi) = \sum_{q, d \in \mathcal{D}} \underbrace{\left[\nabla_{\pi} \frac{\omega(d|q)}{\omega_0(d|q)} \right]}_{\text{grad. for single doc.}} \underbrace{\nabla_{\pi} f\left(\frac{\omega(d|q)}{\omega_0(d|q)}, \epsilon_-, \epsilon_+, r(d|q)\right)}_{\text{indicator reward function}}.$$

Thus, the gradient of PRPO simply takes the importance weighted metric gradient per document, and multiplies it with the indicator function and reward. As a result, PRPO is simple to combine with existing LTR algorithms, especially ones that use policy-gradients [32], such as PL-Rank [17, 18] or StochasticRank [28]. For methods in the family of LambdaRank [2, 3, 31], it is a matter of replacing the $|\Delta DCG|$ term with an equivalent for the PRPO bounded metric.

Lastly, we note that whilst we introduced PRPO for DR estimation, it can be extended to virtually any relevance estimation by choosing a different r ; e.g., one can easily adapt it for relevance estimates from a click model [5], etc. In this sense, we argue that PRPO can be seen as a framework for robust safety in LTR in general.