

Multi-modal Speech Transformer Decoders: When Do Multiple Modalities Improve Accuracy?

Yiwen Guan, Viet Anh Trinh, Vivek Voleti, and Jacob Whitehill
Worcester Polytechnic Institute
yguan2@wpi.edu, vtrinh@wpi.edu, vsvoleti@wpi.edu, jrwhitehill@wpi.edu

Abstract—Decoder-only discrete-token language models have recently achieved significant success in automatic speech recognition. However, systematic analyses of how different modalities impact performance in specific scenarios remain limited. In this paper, we investigate the effects of multiple modalities on recognition accuracy on both synthetic and real-world datasets. Our experiments suggest that: (1) Integrating more modalities can increase accuracy; in particular, our paper is, to our best knowledge, the first to show the benefit of combining audio, image context, and lip information; (2) Images as a supplementary modality for speech recognition provide the greatest benefit at moderate noise levels, moreover, they exhibit a different trend compared to inherently synchronized modalities like lip movements; (3) Performance improves on both synthetic and real-world datasets when the most relevant visual information is filtered as a preprocessing step.

Index Terms—automatic speech recognition, large language model, multi-modal processing

I. INTRODUCTION

The past few years have seen rapidly growing interest in automatic speech recognition (ASR) systems based on decoder-only discrete-token language models (e.g., [1–3]). Such models are attractive in part due to their ability to accept multi-modal inputs (e.g., audio, text, images) and generate multi-modal outputs (e.g., text tokens for ASR, audio tokens for speech-to-speech translation, etc.). The ability to process multiple input streams, such as audio that was spoken, lip movements of the speaker, an image of what was spoken about, etc., can help to make ASR more robust to difficult conditions. Advantages of these models include training on large-scale audio or audio-visual datasets [4–6], along with the ability to leverage advanced language understanding capabilities from LLMs [7] to perform multi-modal tasks. Considerable research on multi-modal large language models (MM-LLMs) has exploited the power of LLMs to understand multi-modal information. Despite extensive exploration in multi-modal areas, studies that systematically investigate how different modalities impact ASR performance are scarce.

In this work, we extend the MM-LLM model in [3] to support more input modalities (audio, image, lip movements, OCR text). We aim to deepen the understanding of how to take advantage of multiple modalities in specific contexts. To this end, we introduce a synthesized, multi-modal dataset (3-Equations) that is highly controllable, on which we can conveniently simulate various tailored situations. We further experiment on the real-world SlideAVSR dataset [8].

II. RELATED WORK

Audio-visual speech recognition: Despite the tremendous success of ASR systems over the past decade, quality and reliability issues still exist in acoustically noisy environments [9]. One strategy to mitigate such noise is to harness complementary visual information, e.g., of the speaker’s lips [5, 10–13]. A state-of-the-art approach is AV-HuBERT [14]: it learns audio-visual speech representations by feature clustering and masked prediction. By extending noise augmentation to AV-HuBERT pre-training, downstream models attain better robustness to acoustic noise [15]. Other works [16, 17] explore the performance gap between audio-only and audio-visual models in noisy conditions and show that the gap becomes larger as the noise levels increase. Instead of harnessing visual representations of the lips, some works such as SlideSpeech [18] and SlideAVSR [8] have explored using optical character recognition (OCR) to extract information from the subject matter (lecture slides). To leverage the extracted text, SlideSpeech uses cross-attention to combine speech embeddings and contextual phrase embeddings for contextual ASR; SlideAVSR proposes DocWhisper which provides the texts to Whisper as prompts. Both works demonstrate performance improvement by integrating OCR texts.

Multi-modal large language models: Recognizing the powerful language generation, zero-shot transfer, and contextual learning capabilities of large language models (LLMs), significant efforts have been made to harness the knowledge from LLM pre-training to empower multi-modal tasks [19]. Research works such as Qwen-Audio [20] and LLaVA [21] have focused on multi-modal comprehension. Meanwhile, the outstanding generative capability has also inspired many works to extend unimodal LLMs to perform multi-modal generation, such as MiniGPT-5 [22] and NExT-GPT [23], leading to the emergence of multi-modal large language models (MM-LLMs). Even so, only a few works incorporate visual speech modeling with LLMs, leaving this a relatively unexplored area. VSP-LLM [24] integrates LLMs into visual speech processing, enhancing context modeling for tasks like visual speech recognition (VSR) and translation (VST). However, VSP-LLM is primarily concentrated on visual speech processing and does not explore combinations with other modalities.

III. EXPERIMENTS

We carry out experiments to investigate: (1) How do additional modalities help improve ASR accuracy on average?

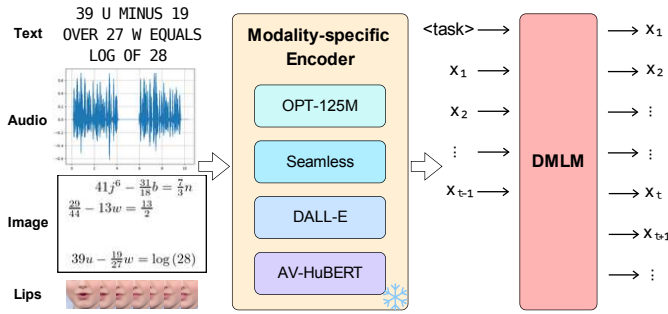


Fig. 1. An overview of Discrete Multimodal Language Model (DMLM). The inputs are encoded by modality-specific encoders, and the encoded multi-modal tokens are concatenated to a task prompt, and then passed to DMLM for processing in next-token prediction style.

(2) How does the performance of each modality or their combinations vary across noise levels? (3) How does irrelevant visual information affect performance?

A. Experimental Settings

Model Our multi-modal speech recognition experiments are based on a Discrete Multi-modal Language Model (DMLM, depicted in Fig. 1) [3], which is a discrete token-based Transformer decoder model using OPT [25] as the backbone. DMLM tokenizes the input data by modality-specific encoders to form a discrete token sequence. In particular, DMLM uses the Seamless codec [26] to convert audio waveforms to discrete speech tokens, and the DALL-E encoder [27] to convert images to discrete image tokens. In addition, to extend DMLM to accept lip movement input, we employ AV-HuBERT to obtain lip tokens as well as text tokens representing the lip-reading hypothesis [14, 15]. The input token sequence is concatenated to a task description (e.g. ASR, lip-to-text) and then passed to DMLM for processing.

Model Configurations and Training Details Following prior work [3], we employ the OPT model with 125M parameters as the backbone LLM of DMLM. To enable DMLM to solve multi-modal problems, we fine-tune DMLM on a mixture of multi-modal tasks, including speech recognition, speech translation, image generation, and image captioning, using LibriSpeech-960 [28], CVSS [29], CoVoST2 [30], and COCO [31]. We use this fine-tuned DMLM as a pre-trained model, and further fine-tune it on desired tasks such as multi-modal ASR. We extend the length-normalized tri-modal loss function proposed in [3] to accept more modalities. The model is trained using AdamW [32] with $\beta=(0.9, 0.999)$, weight decay of $1e-4$, $lr=1e-6$, on a single NVIDIA A100 GPU with a batch size of 4 and patience of 5.

Evaluation Metrics We report the Word Error Rates (WER) for each dataset, using the Whisper English text normalizer [4] to clean and standardize the text by removing extraneous characters, normalizing spaces, and converting text to lowercase. We also report a relative WER benefit of adding extra modalities to the audio task, which is calculated by $(WER_A - WER_{X+A})/WER_A$, where A denotes audio and X stands for any additional modalities. This metric indicates better performance with a larger value.

B. Datasets

3-Equations¹: To systematically explore the interaction between modalities, we synthesized a multi-modal dataset consisting of images, audio clips, and lip movements. Each example contains multiple randomly generated mathematical equations – reminiscent of the kinds of visual content that appear in lecture slides. The motivation is to design a dataset that forces the model to exploit information across modalities while allowing us to introduce complexity in a controlled manner. In this way, we can study how the model relies on information from each modality separately, especially when some modalities are insufficient or corrupted. An example from this dataset is illustrated in Fig. 2. To simulate an insufficient auditory modality scenario, each audio sample only reads out two of the three equations randomly from the image. This setting encourages the model to rely on both visual and auditory modalities: without auditory information, the model cannot find the correct spoken equations; without visual information, the model will fail in a noisy environment.

The dataset consists of 10,000 examples, each containing one image sample with its OCR text, one audio sample, and one lip movement video sample. Specifically, the images depict three mathematical equations, involving operations such as addition, subtraction, logarithms, fractions and exponentiation, with each image sized 450×200 . The audio part contains 25.2 hours of synthesized speech, averaging 9 seconds per sample, with 20.2 hours for training and 2.5 hours each for development and testing. The lip movement videos are generated from the synthesized audio at 25 FPS using a static portrait image. To create the dataset, we employ pyttsx3 [33] to generate speech utterances, latex command to produce equation images, EasyOCR [34] to obtain OCR texts, and Wav2Lip [35] to generate lip-synced videos.

One advantage of creating this dataset is that, we can freely simulate anticipated situations, such as when multi-modal fusion is important. Hence, we added noise from the MUSAN dataset [36] to the second half of each equation utterance at varying signal-to-noise ratios (SNR). This process produces a dataset we refer to as “2-noise”. The first half of each utterance remains clean, allowing the model to leverage this “incomplete” clean auditory information to locate the correct equation in the image, and subsequently complete the speech transcription with clean visual information.

Another advantage of using this dataset is that, given that our image data consists of mathematical symbols, the visual information could be difficult for standard image codecs to extract. This allows us to study the impact of an imperfect image codec on the ASR accuracy. In particular, if we consider an “oracle OCR” that perfectly transcribes the 3 equation sentences in the image (but does not select which 2 out of the 3 were actually spoken), then the sequence: no vision, image encoding, real OCR, oracle OCR can be considered as an ascending order of image representation quality. Therefore, we can systematically explore how the quality of the visual

¹This dataset will be released for free academic use.

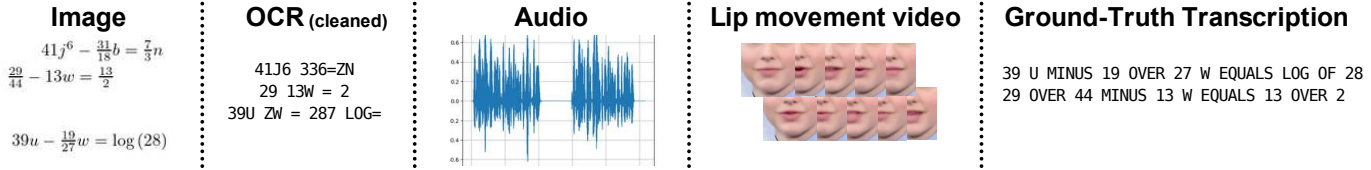


Fig. 2. An example of the 3-Equations dataset. From left to right: the image sample shows 3 mathematical equations; the OCR texts are extracted with EasyOCR and cleaned to retain only numbers, letters, and operators; the audio contains randomly reading 2 out of the 3 equations aloud; the lip movement video displays a lip region reading the corresponding equation sentences; the ground-truth transcription is the plain-text translation (label) of the speech. In this example, the speech reads the third and the second equations in order.

modality, which is a supplementary modality for the task, affects speech recognition performance.

Interestingly, we identify a particular failure mode of Gemini when feeding 3-Equations 2-noise data into Gemini-1.5 Flash for transcription. Examples of Gemini’s output are shown in Fig. 3. It appears to overly rely on a single modality, whereby prone to generate transcriptions for 1 or 3 equations instead of the correct 2 spoken equations. This finding also illustrates how this synthetic dataset can be useful for analyzing even very powerful models.

SlideAVSR: To generalize our findings to the real world, we leverage SlideAVSR [8], an audio-visual dataset of paper explanation videos collected from YouTube. The dataset provides manually transcribed speech, synchronized visual slides, and preprocessed OCR keywords. Since the videos contain many AI technical terms, accurate transcription is difficult without referring to the slides, which makes the dataset useful for multi-modal experiments. The dataset comprises 245 hours of audio data, with 195 hours allocated for training, 20 hours for development, and 30 hours for testing.

C. Experiment I: How much do additional modalities improve ASR accuracy on average?

On the one hand, using multiple modalities could improve accuracy by supplying the model with complementary information. On the other hand, it could conceivably hurt performance, as the additional modalities result in longer input sequences, which might prevent the model from finding relevant information. We thus conduct a modality ablation study to investigate whether fusing more modalities with audio can improve recognition performance. In this experiment we examine the potential benefits of incorporating multiple modalities by averaging across different noise levels.

3-Equations: In Table I we list the WER and relative benefit of adding each modality to the audio-only baseline (A→T). Models are fine-tuned on the 3-Equations 2-noise training set, such that each audio is augmented with random MUSAN noise at an SNR in $[\infty, 20, 10, 5, 0, -5, -10, -20, -\infty]$. Then the models are evaluated on 2-noise constant SNR sets.

Compared to an audio-only model, the average benefits of adding a single modality of either image (I+A→T), lip (L+A→T), or OCR (O+A→T) are -1.6%, -9.2%, and +11.3%, respectively. Hence, only the addition of OCR brings a consistent benefit across noise levels. However, when considering 3-modality combinations, we observe more consistent benefits: adding both image and lip (I+L+A→T), the model surpasses the audio-only model by +3.8%, and adding both OCR and lip (O+L+A→T), the model achieves an average benefit of +12%.

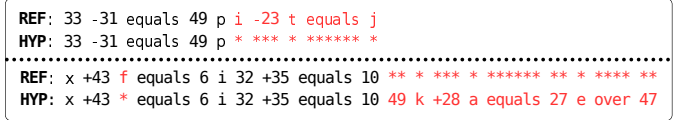


Fig. 3. Examples of Gemini’s output on the 3-Equations 2-noise. For a fair comparison, we “help” Gemini spell out some words it recognizes as symbols. REF stands for reference, HYP stands for model’s hypothesis.

In addition to varying the input modalities, we explore different representations of visual modality, from implicit to explicit. We consider tokens generated by the image encoder (DALL-E) as *implicit* visual representation, OCR as *explicit*, and oracle OCR as *perfect explicit*. As summarized in Table I, the average benefits of these models follow the order: I+A < O+A < O_{oracle,3}+A. This can be attributed to the visual representation becoming more explicit and accurate, making it easier for the model to use, which suggests that better visual representation can lead to better supplementary performance.

We also compare our model to two Whisper models that are of similar size as ours. Although our model is only trained on about 4k hours of audio (per-training and fine-tuning combined), which is less than 1% of Whisper’s training set, it shows better performance by harnessing multi-modal capabilities. This suggests leveraging more modalities can optimize performance even with a limited amount of data.

SlideAVSR: Based on previous 3-Equations experiments, image data with more text tends to perform better with explicit representation. Therefore, we similarly conduct OCR-based experiments on SlideAVSR. As shown in Table II, adding extra OCR modality (O_{ALL}+A→T) shows an average relative benefit of +1.4%, which confirms that adding OCR improves overall recognition performance.

D. Experiment II: How does the performance of each modality or their combinations vary across noise levels?

We explored the hypothesis that the benefits of multimodality would be largest when there is a “medium” amount of noise because (a) if the audio is very clean, the other modalities are unnecessary and (b) if the audio is very noisy, the model cannot find a correspondence between the auditory and visual channels. Results on both datasets are described below.

3-Equations: In Table I, when audio is clean, neither image nor lip helps improve recognition performance. However, when looking into higher noise levels, the relative benefit of adding images exhibits a very different trend compared to adding lips. As shown in Fig. 4, with increasing noise levels, the benefit of lips in enhancing accuracy becomes more amplified, showing the same trend as discussed in previous works [16]. Conversely, the benefit of images follows a trend

TABLE I

EVALUATION OF WER (%) AND BENEFIT OF ADDING IMAGE(I), LIP HYPOTHESIS(L), AND DIFFERENT TYPES OF OCR(O) ON THE 3-EQUATIONS 2-NOISE TEST SET, AT DIFFERENT NOISE LEVELS BASED ON SNR. $+\infty$ REPRESENTS CLEAN AUDIO AND $-\infty$ MEANS COMPLETELY NOISE.

Task	(clean)	2-noise, SNR(dB) =						(noise)	Average	
	$+\infty$	20	10	5	0	-5	-10	-20		$-\infty$
Whisper-base.en	3.88	4.23	4.71	5.32	6.89	17.55	49.78	92.01	123.4	34.2
Whisper-small.en	1.46	1.36	1.48	1.96	2.95	7.96	26.77	55.57	135.2	26.1
A \rightarrow T	0.21	0.33	0.56	1.11	3.08	12.75	26.22	37.67	227.0	34.3
I+A \rightarrow T	0.21 (0.0%)	0.34 (-3.0%)	0.59 (-5.4%)	1.1 (+0.9%)	2.97 (+3.6%)	13.05 (-2.4%)	26.78 (-2.1%)	38.07 (-1.1%)	238.1 (-4.9%)	35.7 (-1.6%)
L+A \rightarrow T	0.27 (-28.6%)	0.45 (-36.4%)	0.76 (-35.7%)	1.24 (-11.7%)	3.12 (-1.3%)	12.43 (+2.5%)	24.71 (+5.8%)	35.14 (+6.7%)	191.8 (+15.5%)	30.0 (-9.2%)
I+L+A \rightarrow T	0.19 (+9.5%)	0.35 (-6.1%)	0.62 (-10.7%)	1.18 (-6.3%)	3.05 (+1.0%)	12.69 (+0.5%)	25.21 (+3.9%)	35.61 (+5.5%)	142.6 (+37.2%)	24.6 (+3.8%)
O+A \rightarrow T	0.24 (-14.3%)	0.28 (+15.2%)	0.51 (+8.9%)	0.86 (+22.5%)	2.4 (+22.1%)	11.68 (+8.4%)	24.33 (+7.2%)	34.66 (+8.0%)	172.4 (+24.0%)	27.5 (+11.3%)
O+L+A \rightarrow T	0.22 (-4.8%)	0.29 (+12.1%)	0.51 (+8.9%)	1.01 (+9.0%)	2.57 (+16.6%)	11.72 (+8.1%)	24.13 (+8.0%)	34.03 (+9.7%)	135.9 (+40.2%)	23.4 (+12.0%)
O _{oracle,3} +A \rightarrow T	0.04 (+81%)	0.06 (+81.8%)	0.1 (+82.1%)	0.14 (+87.4%)	0.31 (+89.9%)	1.42 (+88.9%)	2.12 (+91.9%)	3.14 (+91.7%)	91.95 (+59.5%)	11.0 (+83.8%)
O _{oracle,10} +A \rightarrow T	0.07 (+66.7%)	0.08 (+75.8%)	0.13 (+76.8%)	0.32 (+71.2%)	0.79 (+74.4%)	5.78 (+54.7%)	12.32 (+53.0%)	18.79 (+50.1%)	109.4 (+51.8%)	16.4 (+63.8%)

TABLE II

EVALUATION OF WER (%) AND BENEFIT OF ADDING OCR(O) ON THE SLIDEAVSR DATASET, AT DIFFERENT NOISE LEVELS BASED ON SNR AND FQ RANKER K^a VALUES. O_{ALL} MEANS USING ALL OCR WORDS.

Task	(clean)	SNR(dB) =			Average
	$+\infty$	10	0	-10	
A \rightarrow T	33.8	42.5	44.8	70.6	47.9
O _{ALL} +A \rightarrow T	31.4 (+7.0%)	37.2 (+12.4%)	47.7 (-6.4%)	75.9 (-7.6%)	48.0 (+1.4%)
O _{K=30} +A \rightarrow T	30.5 (+9.7%)	35.7 (+15.8%)	46.9 (-4.7%)	75.5 (-6.9%)	47.2 (+3.5%)
O _{K=10} +A \rightarrow T	30.6 (+9.5%)	34.6 (+18.5%)	46.2 (-3.1%)	77.9 (-10.3%)	47.3 (+3.6%)

^aIndicating maximum word counts for OCR.

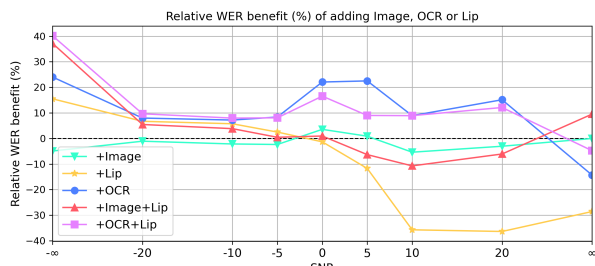


Fig. 4. Relative WER benefit (%) of adding image, OCR(real), or lip modalities on 3-Equations 2-noise test set. The noise levels vary from $-\infty$ (completely noise) to $+\infty$ (clean).

of first increasing and then decreasing, peaking in the middle when SNR=0dB. This discrepancy could be attributed to image modality not being inherently synchronized with speech, unlike lip movements. Therefore, when above a “sweet spot”, the audio is too noisy for the image to establish a reliable correspondence, thus the relative benefit begins to decline. The benefit of OCR shows a similar trend as image modality, but the sweet spot is likely different from the image due to visual information quality (in this case, SNR=5dB).

SlideAVSR: The results in Table II and Fig. 5 show a similar phenomenon: Including the OCR modality (O_{ALL}+A \rightarrow T) outperforms the audio-only baseline at low noise levels (∞ , 10dB), but performs worse at higher noise levels. The relative benefit of adding OCR initially increases, then decreases, achieving the greatest benefit of +12.4% at SNR=10dB.

E. Experiment III: How does irrelevant visual information affect performance?

Since 3-Equations dataset has 3 written equations but only 2 spoken equations in each example, the OCR inputs inherently contain 1/3 irrelevant information. Therefore, we are also interested in how the proportion of irrelevant visual inputs affects performance. On the 3-Equations dataset, we thus add 7 extra irrelevant oracle OCR sentences in addition to the 3

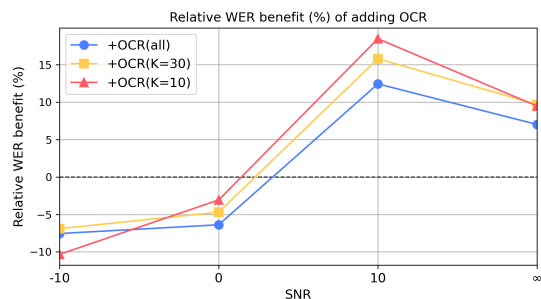


Fig. 5. Relative WER benefit (%) of adding OCR with different K values for FQ Ranker on SlideAVSR test set.

relevant sentences, making a dataset with 4/5 irrelevant inputs. The result is included in Table I (O_{oracle,10}+A \rightarrow T). We observe that the overall benefit is much worse than using accurate oracle OCR. This trend confirms that adding more irrelevant visual information will hinder the model from finding the correct information, especially in noisy environments.

In SlideAVSR, one slide sample can contain hundreds of OCR words, but only a small proportion is relevant to the speech. Following the work in [8], we used FQ Ranker that calculates word ranks based on the frequency of word occurrences in English Wikipedia, and filters the OCR words based on word frequency. We use 10 and 30 as the maximum word count (K) for prompts. This preprocessing step helps us filter the most relevant or long-tail words in OCR words, and conceivably helps the recognition performance. As shown in Table II and Fig. 5, although the performance of adding OCR is worse than that of audio-only at some noise levels, the relative benefit of OCR generally increases as we filter more stringently (i.e., smaller K).

IV. CONCLUSIONS

We investigated how multiple modalities impact the accuracy of speech recognition performed by decoder-only discrete speech models. Our experiments suggest that fusing multiple modalities generally enhances recognition performance, but with caveats: Image information exhibits a different trend from lip movements. Typically, as the noise level increases, the accuracy benefit of the lip information grows larger, whereas images provide the greatest benefit at moderate noise levels. Also, we observe a steady performance improvement when relevant visual information is filtered in preprocessing. To our knowledge, this paper is the first to show the benefit of combining audio, images, and lip movements in one model.

REFERENCES

- [1] X. Chang, B. Yan, K. Choi, et al., “Exploring speech recognition, translation, and understanding with discrete speech units: A comparative study,” in *ICASSP 2024-2024 IEEE International Conference on Acoustics, Speech and Signal Processing (ICASSP)*. IEEE, 2024, pp. 11481–11485.
- [2] G. Team, R. Anil, S. Borgeaud, et al., “Gemini: a family of highly capable multimodal models,” *arXiv preprint arXiv:2312.11805*, 2023.
- [3] V. A. Trinh, R. Southwell, Y. Guan, X. He, Z. Wang, and J. Whitehill, “Discrete multimodal transformers with a pre-trained large language model for mixed-supervision speech processing,” *arXiv preprint arXiv:2406.06582*, 2024.
- [4] A. Radford, J. W. Kim, T. Xu, G. Brockman, C. McLeavey, and I. Sutskever, “Robust speech recognition via large-scale weak supervision,” in *International conference on machine learning*. PMLR, 2023, pp. 28492–28518.
- [5] T. Afouras, J. S. Chung, A. Senior, O. Vinyals, and A. Zisserman, “Deep audio-visual speech recognition,” *IEEE transactions on pattern analysis and machine intelligence*, vol. 44, no. 12, pp. 8717–8727, 2018.
- [6] B. Shillingford, Y. Assael, M. W. Hoffman, et al., “Large-scale visual speech recognition,” *arXiv preprint arXiv:1807.05162*, 2018.
- [7] J. Achiam, S. Adler, S. Agarwal, et al., “Gpt-4 technical report,” *arXiv preprint arXiv:2303.08774*, 2023.
- [8] H. Wang, S. Kurita, S. Shimizu, and D. Kawahara, “Slideavr: A dataset of paper explanation videos for audio-visual speech recognition,” *arXiv preprint arXiv:2401.09759*, 2024.
- [9] D. Ivanko, D. Ryumin, and A. Karpov, “A review of recent advances on deep learning methods for audio-visual speech recognition,” *Mathematics*, vol. 11, no. 12, 2023.
- [10] D. Ryumin, D. Ivanko, and E. Ryumina, “Audio-visual speech and gesture recognition by sensors of mobile devices,” *Sensors*, vol. 23, no. 4, pp. 2284, 2023.
- [11] P. Ma, S. Petridis, and M. Pantic, “End-to-end audio-visual speech recognition with conformers,” in *ICASSP 2021-2021 IEEE International Conference on Acoustics, Speech and Signal Processing (ICASSP)*. IEEE, 2021, pp. 7613–7617.
- [12] Q. Song, B. Sun, and S. Li, “Multimodal sparse transformer network for audio-visual speech recognition,” *IEEE Transactions on Neural Networks and Learning Systems*, vol. 34, no. 12, pp. 10028–10038, 2022.
- [13] M. Burchi and R. Timofte, “Audio-visual efficient conformer for robust speech recognition,” in *Proceedings of the IEEE/CVF Winter Conference on Applications of Computer Vision*, 2023, pp. 2258–2267.
- [14] B. Shi, W.-N. Hsu, K. Lakhotia, and A. Mohamed, “Learning audio-visual speech representation by masked multimodal cluster prediction,” in *International Conference on Learning Representations*.
- [15] B. Shi, W.-N. Hsu, and A. Mohamed, “Robust self-supervised audio-visual speech recognition,” *arXiv preprint arXiv:2201.01763*, 2022.
- [16] P. Ma, A. Haliassos, A. Fernandez-Lopez, H. Chen, S. Petridis, and M. Pantic, “Auto-avr: Audio-visual speech recognition with automatic labels,” in *ICASSP 2023-2023 IEEE International Conference on Acoustics, Speech and Signal Processing (ICASSP)*. IEEE, 2023, pp. 1–5.
- [17] J. Hong, M. Kim, J. Choi, and Y. M. Ro, “Watch or listen: Robust audio-visual speech recognition with visual corruption modeling and reliability scoring,” in *2023 IEEE/CVF Conference on Computer Vision and Pattern Recognition (CVPR)*. IEEE, 2023, pp. 18783–18794.
- [18] H. Wang, F. Yu, X. Shi, Y. Wang, S. Zhang, and M. Li, “Slidespeech: A large scale slide-enriched audio-visual corpus,” in *ICASSP 2024-2024 IEEE International Conference on Acoustics, Speech and Signal Processing (ICASSP)*. IEEE, 2024, pp. 11076–11080.
- [19] D. Zhang, Y. Yu, C. Li, et al., “Mm-llms: Recent advances in multimodal large language models,” *arXiv preprint arXiv:2401.13601*, 2024.
- [20] Y. Chu, J. Xu, X. Zhou, et al., “Qwen-audio: Advancing universal audio understanding via unified large-scale audio-language models,” *arXiv preprint arXiv:2311.07919*, 2023.
- [21] H. Liu, C. Li, Q. Wu, and Y. J. Lee, “Visual instruction tuning,” *Advances in neural information processing systems*, vol. 36, 2024.
- [22] K. Zheng, X. He, and X. E. Wang, “Minigt-5: Interleaved vision-and-language generation via generative vokens,” *arXiv preprint arXiv:2310.02239*, 2023.
- [23] S. Wu, H. Fei, L. Qu, W. Ji, and T.-S. Chua, “Next-gpt: Any-to-any multimodal llm,” in *Forty-first International Conference on Machine Learning*.
- [24] J. H. Yeo, S. Han, M. Kim, and Y. M. Ro, “Where visual speech meets language: Vsp-llm framework for efficient and context-aware visual speech processing,” *arXiv preprint arXiv:2402.15151*, 2024.
- [25] S. Zhang, S. Roller, N. Goyal, et al., “Opt: Open pre-trained transformer language models,” *arXiv preprint arXiv:2205.01068*, 2022.
- [26] L. Barrault, Y.-A. Chung, M. C. Meglioli, et al., “Seamlessm4t-massively multilingual & multimodal machine translation,” *arXiv preprint arXiv:2308.11596*, 2023.
- [27] A. Ramesh, M. Pavlov, G. Goh, et al., “Zero-shot text-to-image generation,” in *International conference on machine learning*. Pmlr, 2021, pp. 8821–8831.
- [28] V. Panayotov, G. Chen, D. Povey, and S. Khudanpur, “Librispeech: an asr corpus based on public domain audio books,” in *2015 IEEE international conference on acoustics, speech and signal processing (ICASSP)*. IEEE, 2015, pp. 5206–5210.
- [29] Y. Jia, M. T. Ramanovich, Q. Wang, and H. Zen, “Cvss corpus and massively multilingual speech-to-speech translation,” *arXiv preprint arXiv:2201.03713*, 2022.
- [30] C. Wang, A. Wu, and J. Pino, “Covost 2 and massively multilingual speech-to-text translation,” *arXiv preprint arXiv:2007.10310*, 2020.
- [31] T.-Y. Lin, M. Maire, S. Belongie, et al., “Microsoft coco: Common objects in context,” in *Computer Vision—ECCV 2014: 13th European Conference, Zurich, Switzerland, September 6–12, 2014, Proceedings, Part V 13*. Springer, 2014, pp. 740–755.
- [32] I. Loshchilov and F. Hutter, “Decoupled weight decay regularization,” in *International Conference on Learning Representations*.
- [33] “pyttsx3: Offline text to speech (tts) converter for python,” <https://github.com/nateshmbhat/pyttsx3>.
- [34] “Easyocr: Ready-to-use ocr with 80+ supported languages,” <https://github.com/JaidedAI/EasyOCR>.
- [35] K. Prajwal, R. Mukhopadhyay, V. P. Namboodiri, and C. Jawahar, “A lip sync expert is all you need for speech to lip generation in the wild,” in *Proceedings of the 28th ACM international conference on multimedia*, 2020, pp. 484–492.
- [36] D. Snyder, G. Chen, and D. Povey, “Musan: A music, speech, and noise corpus,” *arXiv preprint arXiv:1510.08484*, 2015.