

# Quantitative Insights into Language Model Usage and Trust in Academia: An Empirical Study

Minseok Jung<sup>1</sup>, Aurora Zhang<sup>1</sup>, Junho Lee<sup>2</sup>, Paul Pu Liang<sup>1</sup>

<sup>1</sup>Massachusetts Institute of Technology, USA

<sup>2</sup>United Nations, USA

{msjung, aszhang, ppliang}@mit.edu, junho.lee@un.org

## Abstract

Language models (LMs) are revolutionizing knowledge retrieval and processing in academia. However, concerns regarding their misuse and erroneous outputs, such as hallucinations and fabrications, are reasons for distrust in LMs within academic communities. Consequently, there is a pressing need to deepen the understanding of how actual practitioners use and trust these models. There is a notable gap in quantitative evidence regarding the extent of LM usage, user trust in their outputs, and issues to prioritize for real-world development. This study addresses these gaps by providing data and analysis of LM usage and trust. Specifically, our study surveyed 125 individuals at a private school and secured 88 data points after pre-processing. Through both quantitative analysis and qualitative evidence, we found a significant variation in trust levels, which are strongly related to usage time and frequency. Additionally, we discover through a polling process that fact-checking is the most critical issue limiting usage. These findings inform several actionable insights: distrust can be overcome by providing exposure to the models, policies should be developed that prioritize fact-checking, and user trust can be enhanced by increasing engagement. By addressing these critical gaps, this research not only adds to the understanding of user experiences and trust in LMs but also informs the development of more effective LMs.

## 1 Introduction

Language models (LMs) have significantly enhanced users' ability to retrieve and generate knowledge. These advancements have become particularly prevalent in academic communities (Owens 2023; Kasneci et al. 2023), where many people leverage these tools to retrieve and process information. Despite these benefits, the reliability of LMs remains uncertain due to their stochastic nature (Bender et al. 2021), and hallucinations and biases from these models often raise questions about the trustworthiness of generated text (Ji et al. 2023; Liang et al. 2021).

Due to these concerns, there is a demand for real-world studies to explore how usage patterns, perceptions of trust, and critical issues surrounding LMs in science and education are shaped. Understanding the factors influencing usage and trust is crucial for designing the next generation of LM tools that are effective, accurate, and reliable in real-world academic and professional settings. Additionally, identifying the most critical issues inhibiting usage and trust can also

inform the development of LM research toward addressing these issues. In this context, we define a *language model* as a type of AI model trained to process and complete text, often used in applications such as text classification and generation (OpenAI 2024). We use the term *academia* to denote the research and educational communities (Altbach, Reisberg, and Rumbley 2019).

This paper addresses the abovementioned gaps through a comprehensive study into the usage and trust associated with LMs. The study executed an in-depth survey at a selected private educational institution in the United States during the Spring of 2024. This study focused on the extent of LM usage, variations in trust based on usage patterns, and key concerns. This research has four main contributions:

- (1) The study findings confirm that a substantial portion of students, staff, and faculty members actively use LMs.
- (2) There is a significant positive correlation between trust level in LMs and their usage.
- (3) The amount of time spent using generative LMs is positively correlated with trustworthiness, with longer usage leading to higher trust.
- (4) There is a pronounced demand for fact-checking policies.

The study introduces a novel bottom-up approach to address issues from LMs, focusing on user feedback and experiences to inform the development of effective and reliable LM methods. By finding a correlation between the amount of time spent using LMs and the trust users place in these tools, it suggests that LM policies should aim to increase user engagement with LMs and not restrict their use. The research team plans to release all data, code, and analysis publicly after appropriate deanonymization so that this study can serve as a benchmark for extending the research to a regional or national scale, providing valuable insights for broader deployments of LMs.

## 2 Related work

### 2.1 Deployment of language models in academia

Various academic institutions are incorporating LMs into their research and educational practices, each with its own set of rules and emphasis. The University of Massachusetts maintains a positive outlook on using generative LM for discovering new information (University of

Massachusetts Amherst 2023). Meanwhile, the University of Central Florida highlights the importance of AI literacy to ensure the effective utilization of these technologies (University of Central Florida 2023). The University of Toronto emphasizes the importance of transformative learning, which involves significantly altering one’s perception of technology and society, to effectively integrate LMs into education (University of Toronto 2023). However, as the University of California Davis underscores, it is also important to balance the benefits and risks of AI writing tools, advocating for a critical examination and evaluation of the LMs (University of California, Davis 2024).

Moreover, academic institutions are adopting various strategies to address challenges arising from the integration of LMs into their systems. For instance, Boston University has implemented policies that require the disclosure of any AI assistance used in academic work, emphasizing transparency and academic honesty (Boston University 2023). The University of Massachusetts, Amherst focuses on the appropriate use of LMs in coursework and research for integrity and authority (University of Massachusetts Amherst 2023). UC Berkeley prioritizes mitigating misinformation from LMs (University of California, Berkeley 2023). Meanwhile, UC Santa Barbara encourages the use of AI tools to support learning while emphasizing academic values (University of California, Santa Barbara 2023). These policies differ in their specific interest and focus areas, but they share a common goal of promoting ethical LM use.

Academic communities adhere to traditional principles, with prominent journals such as *Nature* and *Science* addressing AI regulation in research (Nature 2024; Science 2024). Major computer science conferences like Association for the Advancement of Artificial Intelligence conference (AAAI 2024), International Conference on Machine Learning (ICML 2023), and Conference on Neural Information Processing Systems (NeurIPS 2023) have increasingly focused on the ethical implications, misinformation, and regulatory aspects of LM, reflecting the growing consensus on the need for robust AI governance.

## 2.2 Trust in LMs

There is extensive literature documenting the importance of trust in user experiences of automated systems. To begin with, it is essential to first define and operationalize the concept of trust. Studies have proposed various frameworks and metrics for assessing trust (Mcknight et al. 2011; Körber 2019; Chiou and Lee 2023; Gulati, Sousa, and Lamas 2019; Kohn et al. 2021). Some have pointed out the multidimensional nature of trust and the multiplicity of definitions that it may entail. Others define “trust” as a positive belief in another party’s goodwill, a cognitive state justified by reasons or arguments, or an emotional state that depends on one’s feelings towards another party (Lee and See 2004; Ueno et al. 2022).

Quantitative methods can provide insight into how user trust may affect their experiences with LM. Bahmanziari et al. use policy capturing, a simulation-based model, to study the relationship between trust and technology adoption (Bahmanziari, Pearson, and Crosby 2003). Several quantita-

tive studies have also been conducted around trust in language models. Kim et al. use regression analysis to show that LMs that express uncertainty reduce overreliance on AI but may also reduce trust overall (Kim et al. 2024). Cabrero-Daniel and Cabrero conduct a quantitative study on user expertise and trust in natural language generators (Cabrero-Daniel and Sanagustín Cabrero 2023). Finally, a couple of studies have used structural equation modeling as a method: Jo investigates the different factors that lead to language model adoption, including trust, (Jo 2023) and Choudhury and Shamszare study the correlation between trust and intent to use ChatGPT in a medical setting (Choudhury and Shamszare 2023).

Part of the literature has also studied how to improve trust in AI. Trust may be fostered by aligning algorithmic development around desirable values such as accuracy, explainability, and bias-awareness (Srinivasan and de Boer 2020; Rossi 2018). Other studies have shown that it might be helpful to use tools such as interactive visualization or even ChatGPT to improve trust in AI in certain contexts (Beauxis-Aussalet et al. 2021; Ye, You, and Du 2023).

This study contributes to the existing literature by employing quantitative methods to examine trust and the use of LMs in an academic setting. Furthermore, this study provides interpretations of the findings to improve the understanding of how to build trust responsibly in LMs, with a particular emphasis on how this contextualized knowledge can inform the development of AI strategies at universities.

## 2.3 Major issues facing LM deployment

Academic institutions face a variety of issues related to LM policies, including trustworthiness (University of Central Florida 2023), potential misinformation (University of Toronto 2023), plagiarism (University of California, Santa Barbara 2023), over-reliance on LM tools (University of California, Davis 2024), and transparency (University of Tennessee, Knoxville 2024). There is no consensus on a single issue to prioritize for LM policy. While some institutions prioritize ex-post measures such as disclosing the tools and penalty for a violation of integrity (University of California, Santa Barbara 2023; University of Pittsburgh 2023; University of Tennessee, Knoxville 2024), others focus on ex-ante strategies aimed at ensuring ethical usage and accurate information (University of California, Berkeley 2023; University of Toronto 2023). This diversity reflects each institution’s differing priorities and concerns, highlighting the need for a more unified approach to prioritize and address the most critical issues around LMs.

# 3 Methodology

## 3.1 Research Questions

As LMs become more integrated into academic settings, it is crucial to understand the factors related to usage and trust in LMs. To address these issues, this research focuses on four key questions:

1. **RQ1:** *Are the majority of people using LMs? How often do people use LMs?*

2. **RQ2:** *How are levels of trust in LM different between those who use the models and those who do not use them?*
3. **RQ3:** *Does increased usage of LMs positively correlate with higher levels of trust?*
4. **RQ4:** *What is perceived as the most important topic for language model users: fact-checking, editing, ethical decision-making, restricting, or disclosing?*

In *RQ4*, five major issues were shortlisted through a thorough literature review of AI policies and guidelines from academic institutions. The research team examined numerous documents concerning the ethical, practical, and technological aspects of LMs (University of California, Davis 2024; University of Central Florida 2023; University of Massachusetts Amherst 2023; University of Toronto 2023; University of California, Berkeley 2023; Boston University 2023; University of Massachusetts Amherst 2023; University of California, Santa Barbara 2023).

### 3.2 Experimental Design

There is a research gap in studies capturing the relationship between LM user patterns and trust levels, and no prior quantitative research has ranked and measured the importance of key topics related to LM usage in academia. We surveyed and gathered large-scale data on these issues to address the research questions (see Figure 1).

We focused on five key features: LM adoption (binary), usage duration (ordinal), trust levels (ordinal), importance scores of each issue (ordinal), and qualitative comments on each issue (written text). Ordinal data was collected using a five-point Likert scale. Considering LM adoption is critical for comparing trust levels between users and non-users. Usage duration is important for analyzing how trust evolves through more interaction. The importance scores for the five core issues help to pinpoint the most pressing concerns. Participants’ comments on each issue contribute to understanding the underlying rationales.

The survey contained a structured set of questions divided into multiple sections, with approximately 20-25 questions and conditional questions based on the participant’s responses. The prompts included questions about the participant’s role at the private school, their usage of language models, their opinion on the importance of understanding the technical process behind it, and their trust in AI-generated content. The survey was also designed to study participants’ attitudes toward five key topics aforementioned in *RQ4*. Each participant was asked to cast a single vote per topic, rating them on a scale of 1 to 5; a larger number indicates higher importance. Alongside their ratings, participants provided written rationales for their choices.

We intentionally excluded demographic features such as age and gender to reduce participant fatigue, aiming for a completion time of under 10 minutes. The high completion rate of 88% indicates that the survey was effectively designed to minimize fatigue and ensured the collection of high-quality data.

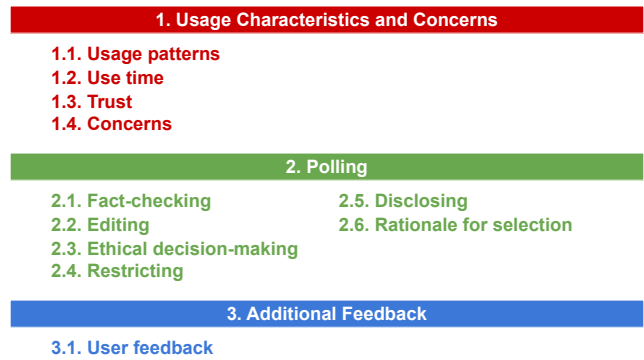


Figure 1: An overview of the topics covered in our user study of language model usage in academia.

### 3.3 Approval

This study has received approval from the institutional review board (IRB) of the selected school. A petition for approval was submitted under the title “Decoding AI: A Comprehensive Survey on Language Model Usage, Perceptions, and Policies at [institution name].” The experiment was exempted from further institutional regulation due to its exclusion of sensitive demographic features such as race, ethnicity, and financial background. The original data collection period was from April 8 to April 22, 2024. However, due to a high level of interest and requests for additional time, the study period was extended to May 6, 2024, under the allowance of the IRB.

### 3.4 Study population

The study’s target population was students, research staff, and faculty at the selected private academic institution. This population was selected as the target to assess the use of LM tools in academic settings.

### 3.5 Data collection method

This study recruited participants using Qualtrics (Qualtrics 2024), selected for its robust data security features, ensuring the protection of participant information and the integrity of the data collected. Recruitment and survey distribution were conducted via email, targeting multiple laboratories and research communities while ensuring a diverse representation of opinions from all roles and schools within the institution.

### 3.6 Data pre-processing

A total of 88 samples were secured after conducting data pre-processing from 125 instances. Along with validation using partitioning, as Kitchenham and Pfleeger emphasized (Kitchenham and Pfleeger 2008), a rigorous filtering process was conducted to ensure the integrity and relevance of the dataset. First, data entries outside the expected data collection period were excluded, reducing the number of responses from 125 to 96. Subsequently, only participants who provided explicit consent for data usage were included in the dataset, though this step did not lead to a further reduction.

The process then filtered out roles outside the target population — the institution’s students, research staff, and faculty — and entries that were not affiliated with any of the six schools of the institution to maintain contextual relevance, resulting in a reduction to 90 responses. Finally, email verification was conducted, ensuring the validity of responses, which led to a final dataset of 88 valid responses.

In the survey, participants were asked to indicate their school affiliations. The collected data shows that 49.5% ( $n = 48$ ) of the responses came from the School of Engineering. The College of Computing followed with a participation rate of 25.8% ( $n = 25$ ). Contributions from the School of Science accounted for 13.4% ( $n = 13$ ), while the School of Management represented 6.2% ( $n = 6$ ). The School of Architecture and Planning made up 4.1% ( $n = 4$ ) of the responses, and the School of Humanities, Arts, and Social Sciences had one response.

### 3.7 Data analysis

This study employed four main data analysis techniques to retrieve insights from user patterns, trust levels, and the prioritization of issues related to LMs. The analysis employed the best practices to address each research question.

**Frequency analysis** First, this study observed the distribution of responses regarding LM usage, specifically measuring the proportion of participants actively using LMs. The study used a standard histogram frequency analysis using five bins corresponding to the five levels of the Likert scale. This analysis aimed to assess whether the majority of people are engaged with these tools and to measure the type of engagement based on use time.

**Point-biserial correlation coefficient** Secondly, we investigate the relationship between LM adoption and trust levels as measured by a correlation analysis. Since adoption is a binary categorical variable (non-users v. users) and trust levels are ordinal data, a point-biserial correlation analysis was deemed the most appropriate method. We use the function below (Cureton 1956),

$$r_{pb} = \frac{M_1 - M_0}{s_{n-1}} \sqrt{\frac{n_1 n_0}{n(n-1)}}, \quad (1)$$

where  $r_{pb}$  represents the point-biserial correlation coefficient,  $\bar{X}_1$  and  $\bar{X}_0$  are the mean trust levels of users and non-users respectively,  $s_{n-1}$  is the sample standard deviation of trust scores, and  $n_1$  and  $n_0$  denote the number of users and non-users;  $n$  is the sum of  $n_1$  and  $n_0$ .

A subsequent t-test (Kornbrot 2014) was conducted to  $r_{pb}$  to evaluate the statistical significance of the observed correlation coefficient:

$$t = \frac{r_{pb} \sqrt{n-2}}{\sqrt{1-r_{pb}^2}} \quad (2)$$

The t-value was calculated using the derived  $r_{pb}$  and  $n$ .

**Kendall’s tau** Having studied the binary adoption of LMs, we now go one step further to analyze the ordinal association between self-reported use time and trust levels. In contrast to the model adoption being binary, use time is ordinal. The analysis using Kendall’s tau (Kendall 1938) measured the ordinal association between these two variables, assuming a non-parametric distribution:

$$\tau = \frac{2(C - D)}{n(n-1)} \quad (3)$$

Kendall’s tau ( $\tau$ ) accounts for the similarity between the proportions of concordant and discordant pairs. A pair of observations is considered discordant ( $D$ ) if, when comparing two observations, the relative order of the two variables differs. Specifically, if one variable increases while the other decreases, or vice versa, the pair is  $D$ . In this case, if the usage time rank increases but the trust level rank decreases,  $D$ . Otherwise, the pair is concordant ( $C$ ). The  $\tau$ , provides a measure of the strength and direction of association between the two ordinal variables. The analysis was further validated using the p-value for Kendall’s tau, corresponding to a Z-score (Schober, Mascha, and Vetter 2021), calculated through the normal approximation method:

$$Z = \frac{\tau}{\sqrt{\frac{2(2n+5)}{9n(n-1)}}} \quad (4)$$

Additionally, the Locally Weighted Scatterplot Smoothing (Lowess) regression technique was employed to fit a smooth curve to the data in 4, which assumes a non-linear relationship between variables (Cleveland and Devlin 1988).

**Ranking** Our next analysis aims to study the issue to prioritize among five core issues mentioned in *RQ4*: fact-checking, editing, ethical decision-making, restricting, or disclosing. We used a score-based ranking method using a poll based on a Likert scale of 1 to 5 to identify the primary concern among the major topics.

**Qualitative analysis** Finally, a qualitative analysis of users’ written rationales was conducted to gain deeper insights into their perspectives and reasoning. The first author engaged in a two-month consultation with experts in user study and IT policy research and thoroughly reviewed the responses. Replies were briefly summarized, and these summaries were then synthesized into a document by each topic, incorporating direct quotations as evidentiary support for the content analysis. This process included both human review and AI summaries using tools such as ChatGPT 4.0 (OpenAI 2024), Google Gemini (Google 2024), and Microsoft Copilot (Microsoft 2024). The procedure involved transferring all original text inputs from users into each model, followed by generating summaries.

By integrating summaries from AI, the analysis aimed to cross-check the results and ensure a comprehensive understanding of user rationales. AI tools were incorporated before the final synthesizing.

## 4 Results

### 4.1 Finding 1: Significant portion of people utilize LMs

In academia, a high volume of LM adoption is anticipated (University of Massachusetts Amherst 2023; Boston University 2023); but the exact amount of usage has not been quantified yet. This analysis contributes to the literature by providing new quantifiable data and finding that the majority of people use LMs with quantitative evidence. Fig. 2 shows that 75% (66 out of 88) of people use LMs for research, indicating a high level of engagement.

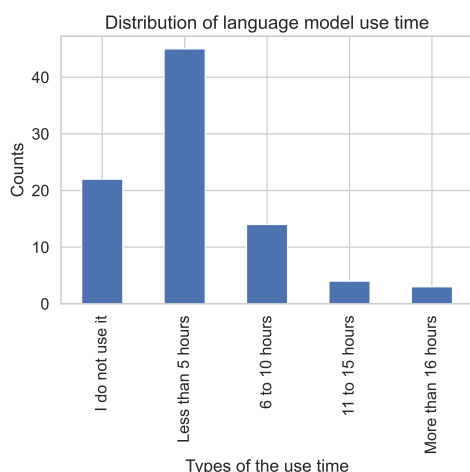


Figure 2: Distribution of respondents' weekly use time of language models.

The majority of users, 45, interact with the tools for “Less than 5 hours,” indicating a preference for brief usage. In contrast, 22 people replied that they do not utilize the tool at all. A smaller segment, comprising 14 users, engages moderately with the tools for “6 to 10 hours” Minimal engagement is observed in the higher usage brackets, with only 4 users spending “11 to 15 hours” and 3 users exceeding “16 hours.”

### 4.2 Finding 2: Positive correlation between the trust level and adoption

The statistics from the first analysis imply that the majority of people often use language models for academic activities. This study's next finding aims to elucidate insights into the different trust levels between people who use LMs and people who do not. The analysis was conducted with the hypothesis that *individuals who use language models exhibit higher levels of trust in these models compared to those who do not use them*. This study's results in Figure 3 show a moderate positive correlation between the non-users and users. We also include the mean and confidence intervals ( $\gamma = 0.95$ ) for the trust levels within each group “Do Not Use” and “Use”, showing diverging trust levels to language models based on usage.

The point-biserial correlation coefficient of 0.4601, with a highly significant p-value (7.316e-06), indicates a moder-

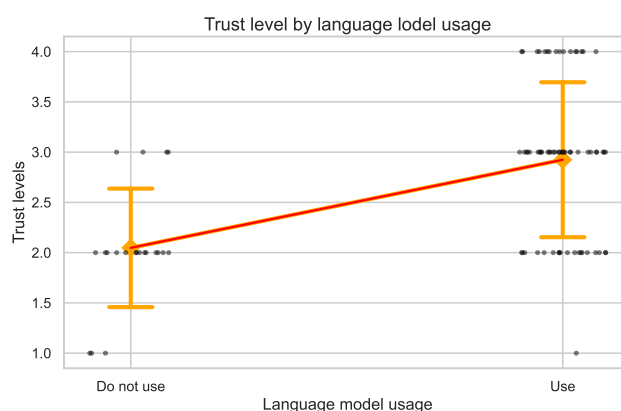


Figure 3: Point-biserial correlation between trust levels and language model usage, between “Do not use” and “Use” groups.

ate positive correlation between adopting LMs and higher trust levels. Users of language models exhibit a higher average trust level (around 3; “neutral”) compared to non-users (around 2; “mostly distrust”). This suggests that adoption of LMs is associated with increased trust in these tools, potentially due to familiarity and perceived reliability developed through usage.

### 4.3 Finding 3: Trust levels and spent time have a positive correlation

An in-depth analysis was conducted based on the hypothesis: *increased engagement of language models correlates with higher levels of trust in these models*. Figure 4 displays the correlation between the time spent using LMs and the users' trust levels.

The correlation is quantified using Kendall's tau, which is 0.4615, indicating a moderate positive relationship. This suggests that as users spend more time using the tools, their trust in the LMs generally increases. The statistical significance of this correlation is supported by a p-value of 1.068e-06, demonstrating that the observed relationship is highly significant. In Fig 4, the trust level of 5 (“Completely trust”) is not plotted because no one answered they completely trust the LMs.

### 4.4 Finding 4: Fact-checking is perceived to be the most important issue

There are many issues regarding LMs and these five issues including fact-checking, editing, ethical decision-making, restricting, and disclosing are significantly important in the context of LM usage because they directly impact the reliability, integrity, and ethical implications of AI-generated content. Fact-checking ensures the accuracy and credibility of information generated by LM, mitigating the risk of disseminating false or misleading information. Editing refines the clarity and coherence of LM outputs, making them more useful and relevant. Ethical decision-making is paramount in guiding how LM is used, ensuring that it aligns with societal values and norms. Restricting access and use of AI

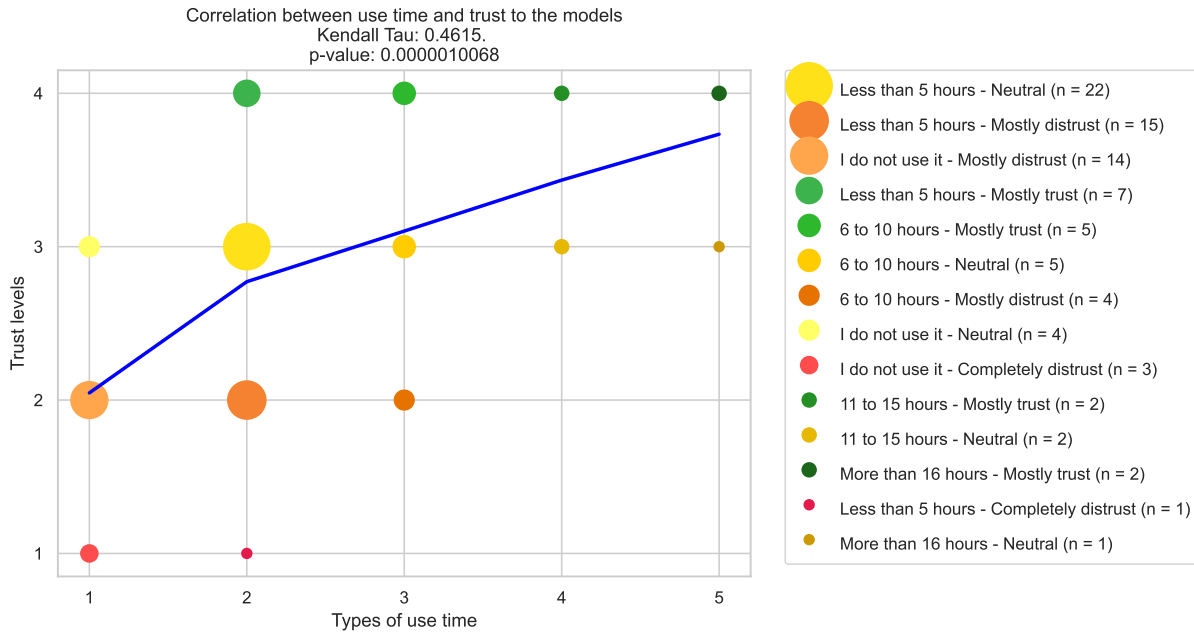


Figure 4: A positive moderate correlation coefficient between trust levels and use time is monitored using Kendall’s tau (with a Lowess fit represented by the blue curve). The color indicates different trust levels, with red representing ‘Completely distrust,’ orange for ‘Mostly distrust,’ yellow for ‘Neutral,’ and light green for ‘Mostly trust.’ No responses indicated ‘Completely trust.’ The size of the dots represents the number of respondents, and color intensity increases with the amount of use time.

Rating	Check	Edit	Decide	Restrict	Disclose
5	37.35%	20.73%	29.11%	18.39%	25.97%
4	43.37%	42.68%	41.77%	41.38%	35.06%
3	10.84%	26.83%	21.52%	33.33%	28.57%
2	6.02%	7.32%	3.80%	4.60%	6.49%
1	2.41%	2.44%	3.80%	2.30%	3.90%

Table 1: Value percentile table for importance ratings across different categories: (5-Strongly Important, 4-Important, 3-Neutral, 2-Unimportant, 1-Strongly Unimportant), and (Check: Fact-checking, Edit: Editing, Decide: Ethical Decision-making, Restrict: Restricting, and Disclose: Disclosing).

tools can prevent misuse and protect sensitive information, while disclosing the use of LMs maintains transparency and accountability, fostering trust among users. To figure out the most important issue among them, this research asked users to vote on their significance and the table 1 summarises the result.

Among core issues, “fact-checking” emerged as the most critical issue, with 37.35% of respondents rating it as “Strongly Important” and 43.37% as “Important.” Editing is also highly regarded, with 20.73% of respondents considering it “Strongly Important” and 42.68% as “Important.” Ethical decision-making follows, with 29.11% rating it as “Strongly Important” and 41.77% as “Important.” Restricting and disclosing LM use are perceived similarly in im-

portance, with 18.39% and 25.97% respectively rating them as “Strongly Important” and 41.38% and 35.06% as “Important.” However, disclosing is seen as less critical compared to the others, as indicated by the lower proportion of “Strongly Important” rating of 25.97%.

In the written rationales for their selections, respondents (denoted as “P”) stressed the importance of fact-checking to prevent misinformation and to secure scientific integrity, saying “a strict rule of human verification before publication is essential” (P76). Editing was seen as crucial for maintaining originality: “the crux of the argument or fact is the important part that should not be generated” (P92). Ethical decision-making was considered crucial for human oversight to evaluate potential biases and ensure responsible use as “Human’s role in final decision-making is central” (P118). Regarding restricting LM usage, respondents advocated for a partial regulation of usage and noted it is “Helpful to allow flexibility depending on specific needs in the academic setting. Otherwise, one seems to fool itself by avoiding new technology and will one day be left behind by the new generation” (P118). Disclosing AI involvement was essential for maintaining transparency: “If an LLM is used, it needs to be fully and properly documented in the same way that computational science researchers acknowledge their methods, software, etc” (P61).

Especially, participants emphasized that a mandatory human fact-checking process for LM-generated content is critical, and noted the need for “a forcing function that checks the facts as a mandatory step of the publishing process” (P98). Respondents mentioned that such a process is es-

sential to ensure the accuracy and accountability of published materials, which is particularly important given the prevalence of AI tools. Even though users can use LMs, the users “*should not blindly trust the output*” (P46), this could undermine the integrity of scholarly publications and erode trust in academic communities.

## 5 Discussion

### 5.1 Responsibility of research institutions

This research reveals the widespread use of LMs in academia, with most participants actively engaging with these tools while harboring differing levels of trust. As revealed in this study, academic institutions might consider strategies that increase exposure to LMs, as this is associated with higher trust levels in these tools. Thus, academic institutions should integrate AI into their education curriculum such that it increases the exposure time to LMs and ultimately secures trust in LMs. One systematic approach to do this could be increasing lab time or in-class exercise time. This way professors and teaching assistants can make sure the student is using LMs to reinforce student’s learning and not delegating it to LMs. Another systematic approach can be the incorporation of human fact-checkers in the loop to guarantee the factuality of LM-generated content.

This study also highlights usability and ethics as significant concerns, indicating the need for academic institutions to implement policies that safeguard against misinformation and plagiarism, particularly emphasizing the importance of rigorous fact-checking. This is especially important in fields that require accurate knowledge, like medical research, where inaccuracies can have serious health implications (Monteith et al. 2024; Choudhury and Shamszare 2023).

### 5.2 Use of AI content detector

AI detectors can effectively flag and filter AI-generated content, thus have a great potential to mitigate the spread of fabricated misinformation. Even though AI content detectors are not completely reliable (Macko et al. 2023), it is one of the most efficient ways to check large volumes of content (Mitchell et al. 2023).

Some academic institutions have already begun employing AI content classifiers to classify AI-generated content. For example, Boston University’s Faculty of Computing and Data Sciences encouraged the use of auto-detection tools (Boston University 2023) and Texas Tech University’s Library recognized them as a useful tool (Gregory 2023). In contrast, Baylor University expressed doubts about the uncertainty of the detection process (Baylor University 2023) and the University of Pittsburgh prohibited the usage of AI detectors for their unstable error rates and concerns over unequal treatment of essays by non-native English speakers (University of Pittsburgh 2023).

Looking to the future, the adoption of AI content classifiers could greatly benefit academia by preserving the quality of research and reducing the costs associated with reviewing and verifying works.

### 5.3 Limitations and future work

The study’s population is limited to a private research institution. The results may reflect the distinct characteristics of the school, for example, 83% of respondents answered that it is important to have an understanding of the technical process behind LMs. Since the students in the institution employ primarily quantitative approaches and the school itself is significantly engineering-oriented, results from this research may require further empirical validation before generalization although the statistics about the specific research institute are internally valid. The unique characteristics of private research institutions may not fully represent broader patterns in different types of academic settings.

Future research will expand to different environments, including a broader population of general users outside of academia, to provide a more inclusive understanding of LM usage and trust.

## 6 Conclusion

This study investigated the usage patterns and trustworthiness of language models in academic settings for knowledge retrieval and generation. The research findings reveal that a significant majority of individuals are using LMs, with a notable positive correlation between the extent of engagement and trust levels, as well as between adoption and trust. Additionally, fact-checking emerged as a critical concern, implying the necessity of reliable content moderation. The correlation between increased exposure to LMs and heightened trust suggests that user engagement can play a key role in building confidence in these tools. This insight is particularly relevant for academic settings, highlighting the need for engagement strategies to secure trust in LM. This result also indicates a need for robust fact-checking mechanisms to address major concerns, mitigate the effects of potential misinformation, and further enhance trust.

## 7 Ethical statement

This study acknowledges that the survey was conducted exclusively in English, potentially limiting participation and representation from non-English speakers.

## References

- AAAI. 2024. Policy on use of AI systems in producing AAAI or AAAI-related publications. <https://aaai.org/conference/aaai/aaai-25/policies-for-aaai-25-authors/>. Accessed: 2024-07-24.
- Altbach, P. G.; Reisberg, L.; and Rumbley, L. E. 2019. *Trends in global higher education: Tracking an academic revolution*, volume 22. Brill.
- Bahmanziari, T.; Pearson, J. M.; and Crosby, L. 2003. Is Trust Important in Technology Adoption? A Policy Capturing Approach. *Journal of Computer Information Systems*, 43(4): 46–54.
- Baylor University. 2023. Suggestions for Dealing with Artificial Intelligence (AI)-Produced Assignments. <https://honorcode.web.baylor.edu/academic-integrity->

- office/faculty-resources/suggestions-dealing-artificial-intelligence-ai-produced. Accessed: 2024-08-15.
- Beauxis-Aussalet, E.; Behrisch, M.; Borgo, R.; Chau, D. H.; Collins, C.; Ebert, D.; El-Assady, M.; Endert, A.; Keim, D. A.; Kohlhammer, J.; Oelke, D.; Peltonen, J.; Riveiro, M.; Schreck, T.; Strobelt, H.; and van Wijk, J. J. 2021. The Role of Interactive Visualization in Fostering Trust in AI. *IEEE Computer Graphics and Applications*, 41(6): 7–12.
- Bender, E. M.; Gebru, T.; McMillan-Major, A.; and Shmitchell, S. 2021. On the dangers of stochastic parrots: Can language models be too big? In *Proceedings of the 2021 ACM conference on fairness, accountability, and transparency*, 610–623.
- Boston University. 2023. Generative AI in Academia (GAIA) Policy. <https://www.bu.edu/cds-faculty/culture-community/gaia-policy/>. Accessed: 2024-08-15.
- Cabrero-Daniel, B.; and Sanagustín Cabrero, A. 2023. Perceived Trustworthiness of Natural Language Generators. In *Proceedings of the First International Symposium on Trustworthy Autonomous Systems*, 1–9. Edinburgh United Kingdom: ACM. ISBN 9798400707346.
- Chiou, E. K.; and Lee, J. D. 2023. Trusting Automation: Designing for Responsivity and Resilience. *Human Factors*, 65(1): 137–165.
- Choudhury, A.; and Shamszare, H. 2023. Investigating the Impact of User Trust on the Adoption and Use of ChatGPT: Survey Analysis. *Journal of Medical Internet Research*, 25(1): e47184.
- Cleveland, W. S.; and Devlin, S. J. 1988. Locally weighted regression: an approach to regression analysis by local fitting. *Journal of the American statistical association*, 83(403): 596–610.
- Cureton, E. E. 1956. Rank-biserial correlation. *Psychometrika*, 21(3): 287–290.
- Google. 2024. Google Gemini. <https://www.google.com>. Accessed: 2024-08-14.
- Gregory, M. 2023. AI and Student Academic Misconduct. *Artificial Intelligence Tools for Detection, Research and Writing*.
- Gulati, S.; Sousa, S.; and Lamas, D. 2019. Design, Development and Evaluation of a Human-Computer Trust Scale. *Behaviour & Information Technology*, 38(10): 1004–1015.
- ICML. 2023. Clarification on Large Language Model Policy LLM. <https://icml.cc/Conferences/2023/llm-policy>. Accessed: 2024-07-24.
- Ji, Z.; Yu, T.; Xu, Y.; Lee, N.; Ishii, E.; and Fung, P. 2023. Towards mitigating LLM hallucination via self reflection. In *Findings of the Association for Computational Linguistics: EMNLP 2023*, 1827–1843.
- Jo, H. 2023. Decoding the ChatGPT Mystery: A Comprehensive Exploration of Factors Driving AI Language Model Adoption. *Information Development*, 02666669231202764.
- Kasneci, E.; Seßler, K.; Küchemann, S.; Bannert, M.; Dementieva, D.; Fischer, F.; and Kasneci, G. 2023. ChatGPT for Good? On Opportunities and Challenges of Large Language Models for Education. *Learning and Individual Differences*, 103: 102274.
- Kendall, M. G. 1938. A new measure of rank correlation. *Biometrika*, 30(1-2): 81–93.
- Kim, S. S. Y.; Liao, Q. V.; Vorvoreanu, M.; Ballard, S.; and Vaughan, J. W. 2024. "I'm Not Sure, But...": Examining the Impact of Large Language Models' Uncertainty Expression on User Reliance and Trust. In *Proceedings of the 2024 ACM Conference on Fairness, Accountability, and Transparency*, FAccT '24, 822–835. New York, NY, USA: Association for Computing Machinery. ISBN 9798400704505.
- Kitchenham, B. A.; and Pfleeger, S. L. 2008. Personal opinion surveys. In *Guide to advanced empirical software engineering*, 63–92. Springer.
- Kohn, S. C.; de Visser, E. J.; Wiese, E.; Lee, Y.-C.; and Shaw, T. H. 2021. Measurement of Trust in Automation: A Narrative Review and Reference Guide. *Frontiers in Psychology*, 12.
- Körber, M. 2019. Theoretical Considerations and Development of a Questionnaire to Measure Trust in Automation. In Bagnara, S.; Tartaglia, R.; Albolino, S.; Alexander, T.; and Fujita, Y., eds., *Proceedings of the 20th Congress of the International Ergonomics Association (IEA 2018)*, 13–30. Cham: Springer International Publishing. ISBN 978-3-319-96074-6.
- Kornbrot, D. 2014. Point biserial correlation. *Wiley StatsRef: Statistics Reference Online*.
- Lee, J. D.; and See, K. A. 2004. Trust in Automation: Designing for Appropriate Reliance. *Human Factors*, 46(1): 50–80.
- Liang, P. P.; Wu, C.; Morency, L.-P.; and Salakhutdinov, R. 2021. Towards understanding and mitigating social biases in language models. In *International Conference on Machine Learning*, 6565–6576. PMLR.
- Macko, D.; Moro, R.; Uchendu, A.; Lucas, J. S.; Yamashita, M.; Pikuliak, M.; Srba, I.; Le, T.; Lee, D.; Simko, J.; et al. 2023. MULTITuDE: Large-Scale Multilingual Machine-Generated Text Detection Benchmark. *arXiv preprint arXiv:2310.13606*.
- Mcknight, D. H.; Carter, M.; Thatcher, J. B.; and Clay, P. F. 2011. Trust in a Specific Technology: An Investigation of Its Components and Measures. *ACM Transactions on Management Information Systems*, 2(2): 1–25.
- Microsoft. 2024. Microsoft Copilot. <https://www.microsoft.com>. Accessed: 2024-08-14.
- Mitchell, E.; Lee, Y.; Khazatsky, A.; Manning, C. D.; and Finn, C. 2023. Detectgpt: Zero-shot machine-generated text detection using probability curvature. In *International Conference on Machine Learning*, 24950–24962. PMLR.
- Monteith, S.; Glenn, T.; Geddes, J. R.; Whybrow, P. C.; Achtyes, E.; and Bauer, M. 2024. Artificial intelligence and increasing misinformation. *The British Journal of Psychiatry*, 224(2): 33–35.
- Nature. 2024. Artificial Intelligence (AI). <https://www.nature.com/nature-portfolio/editorial-policies/ai>. Accessed: 2024-07-24.
- NeurIPS. 2023. 2024 Area Chair (AC) Guidelines. <https://neurips.cc/Conferences/2024/AC-Guidelines>. Accessed: 2024-07-24.



- OpenAI. 2024. ChatGPT (Version 4.0). <https://www.openai.com>. Accessed: 2024-08-14.
- Owens, B. 2023. How Nature Readers Are Using ChatGPT. *Nature*, 615(7950): 20–20.
- Qualtrics. 2024. Qualtrics. <https://www.qualtrics.com>. Accessed: 2024-08-14.
- Rossi, F. 2018. Building Trust in Artificial Intelligence. *Journal of International Affairs*, 72(1): 127–134.
- Schober, P.; Mascha, E. J.; and Vetter, T. R. 2021. Statistics from A (agreement) to Z (z score): a guide to interpreting common measures of association, agreement, diagnostic accuracy, effect size, heterogeneity, and reliability in medical research. *Anesthesia & Analgesia*, 133(6): 1633–1641.
- Science. 2024. Science Journals: Editorial Policies. <https://www.science.org/content/page/science-journals-editorial-policies>. Accessed: 2024-07-24.
- Srinivasan, A. V.; and de Boer, M. 2020. Improving Trust in Data and Algorithms in the Medium of AI. *Maandblad voor Accountancy en Bedrijfseconomie*, 94(3).
- Ueno, T.; Sawa, Y.; Kim, Y.; Urakami, J.; Oura, H.; and Seaborn, K. 2022. Trust in Human-AI Interaction: Scoping Out Models, Measures, and Methods. In *CHI Conference on Human Factors in Computing Systems Extended Abstracts*, 1–7. New Orleans LA USA: ACM. ISBN 978-1-4503-9156-6.
- University of California, Berkeley. 2023. Understanding AI Writing Tools and Their Uses in Teaching and Learning at UC Berkeley. <https://teaching.berkeley.edu/understanding-ai-writing-tools-and-their-uses-teaching-and-learning-uc-berkeley>. Accessed: 2024-08-15.
- University of California, Davis. 2024. AI and Student Writing. <https://cee.ucdavis.edu/ai-student-writing>. Accessed: 2024-08-15.
- University of California, Santa Barbara. 2023. AI Writing Policy. <https://www.writing.ucsb.edu/resources/faculty/ai-policy>. Accessed: 2024-08-15.
- University of Central Florida. 2023. Artificial Intelligence. <https://fctl.ucf.edu/technology/artificial-intelligence/>. Accessed: 2024-08-15.
- University of Massachusetts Amherst. 2023. How do I consider the impact of AI tools like ChatGPT in my courses? <https://www.umass.edu/ctl/how-do-i-consider-impact-ai-tools-chatgpt-my-courses>. Accessed: 2024-08-15.
- University of Pittsburgh. 2023. Encouraging Academic Integrity. <https://teaching.pitt.edu/resources/encouraging-academic-integrity/>. Accessed: 2024-08-15.
- University of Tennessee, Knoxville. 2024. Emergence of AI Tools in Higher Education: Suggested Syllabus Statements. <https://provost.utk.edu/emergence-of-ai-tools-in-higher-education/suggested-syllabus-statements/>. Accessed: 2024-08-15.
- University of Toronto. 2023. ChatGPT and Generative AI in the Classroom. <https://www.viceprovostundergrad.utoronto.ca/strategic-priorities/digital-learning/special-initiative-artificial-intelligence/>. Accessed: 2024-08-15.
- Ye, Y.; You, H.; and Du, J. 2023. Improved Trust in Human-Robot Collaboration With ChatGPT. *IEEE Access*, 11: 55748–55754.

## 8 Appendix A: Supplementary Figures

### 8.1 Figure A1: LMs are being utilized for a wide range of activities

Figure 5 illustrates diverse tasks that people work on using LMs for research, showing the multifaceted role these tools play in academia. From brainstorming and generating ideas to assisting with studies and editing written material, LMs are being leveraged across various stages of academic work. The utility of these models extends into more specialized tasks as well, such as data analysis. This variety in use suggests that LMs have become a staple in the toolkit of people in academia, supporting a wide spectrum of intellectual activities. This part of the survey allowed multiple choices because individuals often utilize LMs for various tasks.

### 8.2 Figure A2: Predominance of ChatGPT in LM Usage

Considering the responses gathered, it becomes evident that ChatGPT holds a significant position among AI users. Figure 6 shows the proportion of the types of LLMs that the respondents use. OpenAI's ChatGPT took the greatest portion, with 81.82% respondents indicating its use when we ask about the mostly engaged LM. In comparison, Microsoft Copilot garnered 12.12% of mentions, while around 6% of individuals cited other LMs that are not famous.

Participants were asked to select one language model they primarily use from the following options: ChatGPT, Microsoft Copilot, Google Bard, a fine-tuned model specific to their field, or others. The replies were collected from people who use LMs. The detailed model names for 'Others' were not addressed because of the absence of the prompt to type the reply.

ChatGPT, a prominent LM developed by OpenAI, can be considered a "metonymy" of the LMs. Metonymy is a way of speech where one word or phrase is substituted for another with which it is closely associated. For example, when the news said "The White House announced a new policy today," *The White House* is used as a metonymy for the executive branch of the United States government. The physical building known as the White House is closely associated with the executive branch and is often used to represent the actions and decisions of the President and their administration. In the case of ChatGPT, it could symbolize a broader category of models that utilize similar architectures and methodologies for text generation and understanding. When individuals mention using AI text generators, they can refer not only to a specific developed model but also to a wider spectrum of LMs built upon similar methods.

### 8.3 Figure A3: Participants' Roles in the Study

Figure 7 shows the distribution of survey respondents across three categories: Students, Research Staff, and Faculty. The data reveals that the vast majority of respondents were students, accounting for 76 responses and 12 non-students were participated, research staff and 5 faculty members.

The institution where the survey was conducted comprises approximately four thousand undergraduate students, seven thousand graduate students, and around one thousand

academic staff, including research staff and faculty. The distinction between undergraduate and graduate participants was not specifically considered, particularly since some people in the school consider some master's programs as an extension of undergraduate study. Non-academic staff were excluded from the study population to ensure that the focus remained on the use of language models in academic activities, aligning with the study's aim to explore their role in educational and research contexts rather than across all roles within the institution.

### 8.4 Figure A4: Importance of Understanding the Process Behind LM

Figure 8 illustrates the distribution of respondents' opinions regarding the importance of understanding the underlying processes behind LMs.

As mentioned in the "Limitations and Future Work", this result shows the characteristics of the study population that considers the engineering process crucially. Regarding the importance of understanding the AI generation process, there is an emphasis on "Important" or "Extremely important." The distribution of responses was as follows: 33 participants found the process "Important," 21 rated it "Extremely important," 18 considered it "Moderately important," 13 deemed it "Unimportant," and 1 viewed it as "Extremely unimportant."

This implies that the school, being a technology-oriented institution, values a deep understanding of its underlying processes and it shows the characteristics of the institution where the study was conducted.

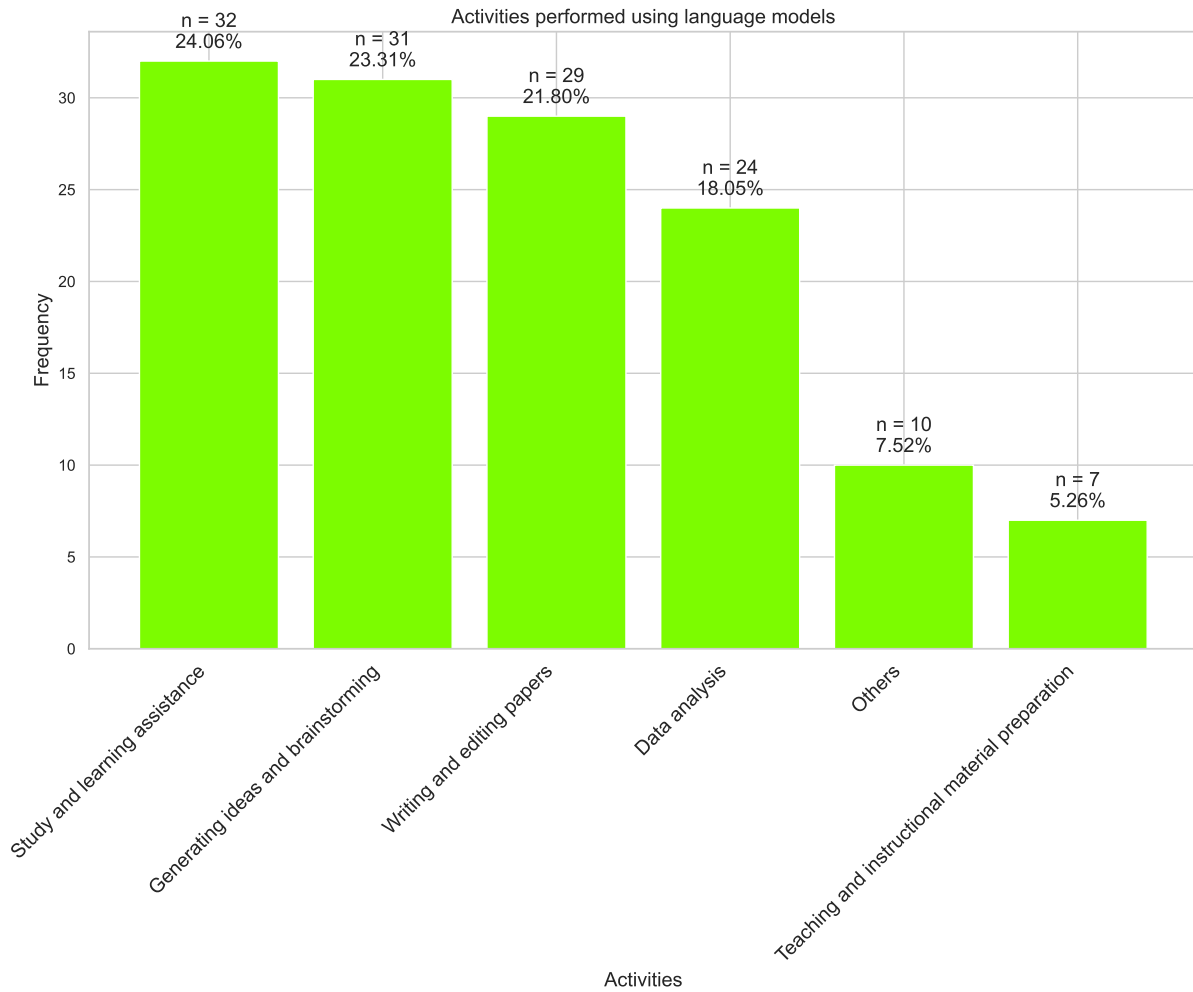


Figure 5: This figure illustrates the diverse applications of LMs across various tasks, from research and learning to data analysis, highlighting their versatility.

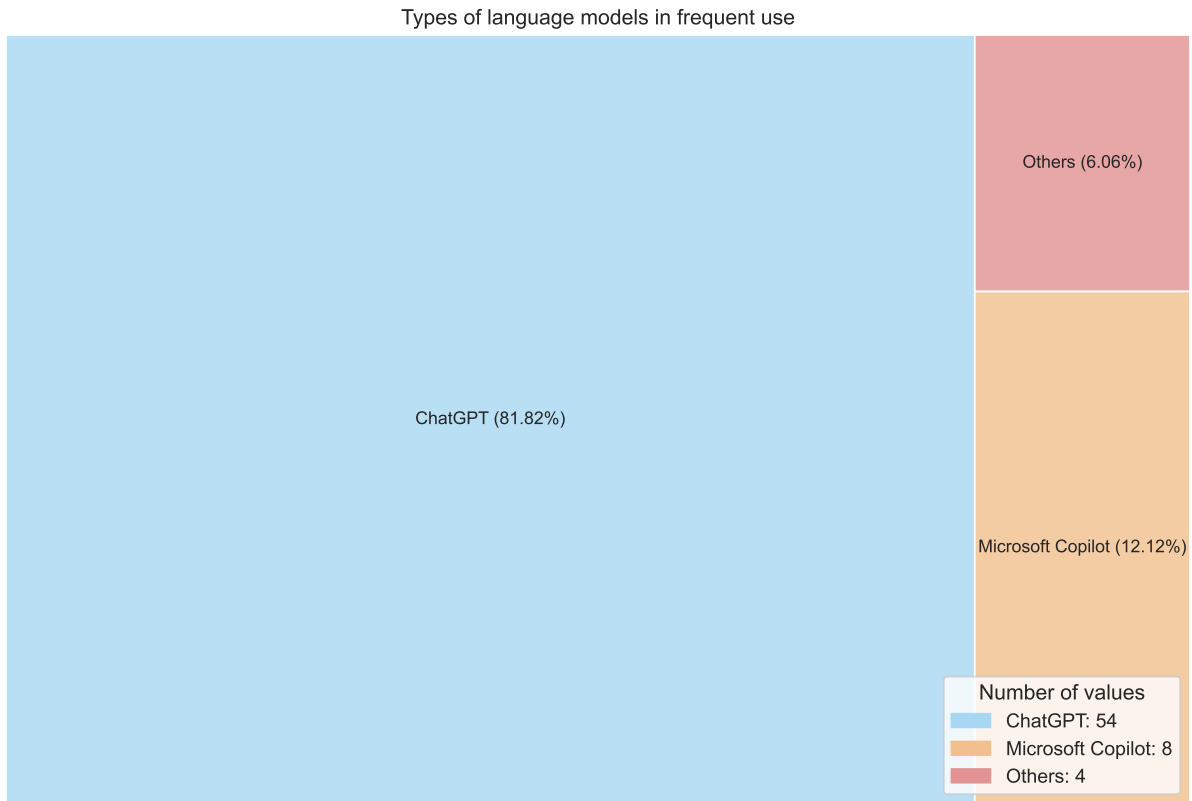


Figure 6: ChatGPT dominates as the most widely used language model, with a significant preference towards OpenAI's tool. Microsoft's Copilot follows as the second most utilized model.

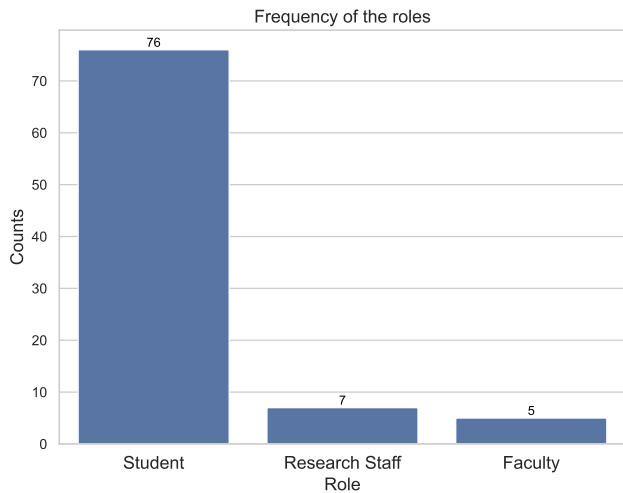


Figure 7: Participation breakdown: 76 students, 12 non-students (7 research staff and 5 faculty members) contributed to this research study.

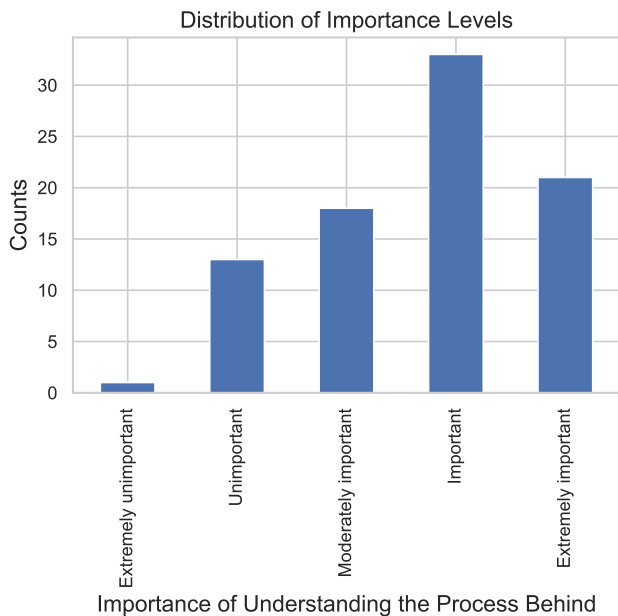


Figure 8: The majority of respondents replied that understanding the process behind LM is important. This shows the characteristics of the school which the study was conducted.

## 9 Appendix B: Reproducibility Checklist

### 9.1 AI Methods and Conceptual Outline

This paper:

- Includes a conceptual outline and/or pseudocode description of AI methods introduced (yes/partial/no/NA). **[PARTIAL]**
- Clearly delineates statements that are opinions, hypotheses, and speculations from objective facts and results (yes/no). **[YES]**
- Provides well-marked pedagogical references for less-familiar readers to gain background necessary to replicate the paper (yes/no). **[YES]**

### 9.2 Theoretical Contributions

- Does this paper make theoretical contributions? (yes/no) **[YES]**

### 9.3 Datasets

- Does this paper rely on one or more datasets? (yes/no) **[YES]**. *This paper is based on a single dataset, derived from a one-time survey conducted at a specific institution. The nature of this study required the dataset to be collected in a singular instance to maintain the integrity and validity of the experimental conditions, particularly concerning the exposure of participants to the question prompts, because repeating the survey could compromise these factors and potentially bias the results.*

### 9.4 Computational Experiments

- Does this paper include computational experiments? (yes/no) **[YES]** *This paper includes computational experiments conducted using Python. While we intend to make the code publicly available, there are privacy considerations that prevent us from doing so immediately. Specifically, some parts of the code refer to the institution where the study was conducted, such as in the filtering process the code explicitly addresses the institution's email domain for effective filtering (e.g. @[institution].edu). Additionally, the dataset includes sensitive typed-in responses from participants that require careful processing. We are committed to adhering to the Institutional Review Board (IRB) policies and complying with the privacy terms agreed upon by participants at the start of the study. As such, any disclosure of the code will be managed in a manner that complies with these policy considerations. Once the necessary processing is completed, we will disclose the code and relevant resources to the public.*