
DUAL-STEP OPTIMIZATION FOR BINARY SEQUENCES WITH HIGH MERIT FACTORS

A PREPRINT

 **Blaž Pšeničnik**

Computer Architecture and Languages Laboratory
Faculty of Electrical Engineering and Computer Science
University of Maribor
blaz.psenicnik1@um.si

 **Rene Mlinarič**

Computer Architecture and Languages Laboratory
Faculty of Electrical Engineering and Computer Science
University of Maribor
rene.mlinaric@student.um.si

 **Janez Brest**

Computer Architecture and Languages Laboratory
Faculty of Electrical Engineering and Computer Science
University of Maribor
janez.brest@um.si

 **Borko Bošković**

Computer Architecture and Languages Laboratory
Faculty of Electrical Engineering and Computer Science
University of Maribor
borko.boskovic@um.si

September 12, 2024

ABSTRACT

The problem of finding aperiodic low auto-correlation binary sequences (LABS) presents a significant computational challenge, particularly as the sequence length increases. Such sequences have important applications in communication engineering, physics, chemistry, and cryptography. This paper introduces a novel dual-step algorithm for long binary sequences with high merit factors. The first step employs a parallel algorithm utilizing skew-symmetry and restriction classes to generate sequence candidates with merit factors above a predefined threshold. The second step uses a priority queue algorithm to refine these candidates further, searching the entire search space unrestrictedly. By combining GPU-based parallel computing and dual-step optimization, our approach has successfully identified new best-known binary sequences for all lengths ranging from 450 to 527, with the exception of length 518, where the previous best-known value was matched with a different sequence. This hybrid method significantly outperforms traditional exhaustive and stochastic search methods, offering an efficient solution for finding long sequences with good merit factors.

Keywords Autocorrelation, binary sequences, Golay's merit factor, iterative algorithms, optimization methods

1 INTRODUCTION

The aperiodic low auto-correlation binary sequences (LABS) problem presents a formidable computational challenge. Golay [1] initially presented the problem in 1972. Before Golay's formulation, Littlewood [2] explored the norms of polynomials with ± 1 coefficients on the unit circle of the complex plane, a problem that is similar in nature to our problem. Binary sequences with high merit factors, and therefore low auto-correlation properties, have important applications in digital communications [3, 4] (e.g., they allow the efficient separation of signals from noise), as well as in physics [5], chemistry, cryptography, etc.

A binary sequence of length L is defined as $S(L) = \{s_1, s_2, \dots, s_L\}$, where $s_i \in \{+1, -1\}$. The auto-correlation function is then equal to $C_k(S) = \sum_{i=1}^{L-k} s_i s_{i+k}$ while the energy can be calculated as $E(S) = \sum_{k=1}^{L-1} C_k^2(S)$. The objective of the problem is to maximize the merit factor F [6]:

$$F(S) = \frac{L^2}{2E(S)}. \quad (1)$$

For smaller instances of the problem, a complete search can be used to find optimal solutions, but this approach quickly becomes infeasible, so stochastic methods are used for longer sequences, which produce good solutions. Due to the exponential growth of the problem's search space, which is 2^L , reducing it can be highly beneficial. A skew-symmetric sequence [1], of odd-length $L = 2k + 1$ must satisfy:

$$s_{(k+1)+i} = (-1)^i s_{(k+1)-i}, \quad i = 1, 2, \dots, k. \quad (2)$$

This restriction effectively reduces the search space to approximately $2^{(L/2)}$ and guarantees that all $C_k(S) = 0$, for all odd values of k , which lowers the overall value of $E(S)$ while increasing the merit factor. It must be noted that a skew-symmetric solution might not be optimal for a given instance of the problem.

Furthermore, we can reduce search space to approximately $2^{(L/2-p)}$ by fixating first p elements in the sequence. The first p elements are set using partitions (restriction classes) [7] of length p with minimal or normalized potentials, the next $k - p + 1$ elements are free to change, while the last k elements are determined by the skew-symmetry rule, as shown in (3). This effectively sets some elements in the auto-correlation function to small values, which lowers the overall energy.

$$S(L) = \underbrace{s_1 s_2 \cdots s_p}_p \underbrace{s_{p+1} s_{p+2} \cdots s_{k-1} s_k s_{k+1}}_{k-p+1} \underbrace{s_{k+2} s_{k+3} \cdots s_{L-1} s_L}_k \quad (3)$$

In this paper, we propose a dual-step algorithm for searching long binary sequences with high merit factors. The first step consists of a parallel algorithm, that utilizes skew-symmetry and restriction classes. This step produces candidates with a merit factor higher than a predefined limit. The second step consists of a priority queue algorithm, that further improves the merit factors of candidates from the first step. It must be noted that construction methods [8, 9] can swiftly produce sequences of a certain quality. We introduced these sequences as candidates to the second step (due to them being non-skew-symmetric) in the hopes of increasing the merit factor even further.

According to the above, the main contributions of this paper are:

- An algorithm that produces sequences with good merit factors, which consists of two steps:
 - A parallel algorithm for searching binary sequences with good merit factors that takes advantage of GPGPU devices, based on the work of M. Dimitrov [7].
 - An algorithm using a priority queue, that searches the whole search space without any restrictions.
- New best-known binary sequences of lengths $450 \leq L \leq 527$, with the exception of 518, where the previous best-known value was matched with a different sequence.

The remainder of this paper is organized as follows. The related work is described in Section 2. The proposed algorithm and both steps are described in Section 3. The description of experiments and results are described in Section 4. Finally, the conclusion is written in Section 5.

2 RELATED WORK

In literature, binary sequences are characterized by two types of auto-correlation functions: periodic and aperiodic [10]. Aperiodic auto-correlation is often considered a more realistic reflection of sequence behavior in practical systems.

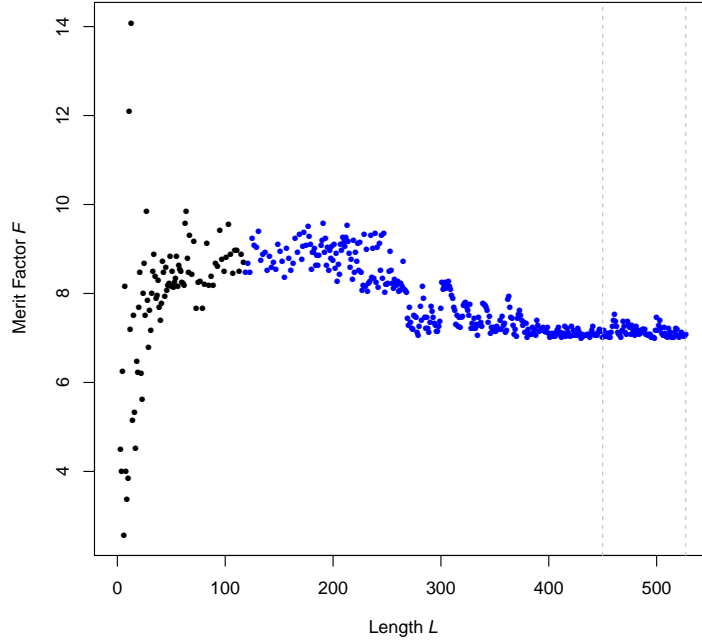


Figure 1: Largest known merit factors (F) for $L \leq 527$. Black symbols are optimal solutions from exhaustive searches [14], blue symbols are solutions from stochastic approaches [15, 16, 7]. The highlighted range $450 \leq L \leq 527$ indicates where the focus of this work is.

Research on LABS searches explores two distinct approaches, each optimizing a different metric: one prioritizes minimizing the peak sidelobe level (PSL) [11, 12, 13], while the other focuses on maximizing the merit factor (F). In this paper, we concentrate on finding long binary sequences that exhibit a high merit factor.

Three approaches exist to find such (sub)-optimal sequences. The first is the construction method. With the help of this approach, it is possible to construct non-optimal sequences with a certain quality in a very short time. As shown in [17, 9], this approach is suitable for longer sequences with a merit factor value of around 6.3421 or 6.4382. The second is an exact search that allows finding the optimal sequences. This approach is time-consuming and inappropriate for long sequences. Currently, it provides the optimal sequences for $L \leq 66$ and the skew-symmetric optimal sequences for $L \leq 119$ [14]. The quantum approximate optimization algorithm (QAOA) is proposed in [18] to tackle LABS for $L \leq 40$ and the observed runtime of QAOA with fixed parameters scales better than state-of-the-art exact solvers. The third is a stochastic search that can find good sequences that are not necessarily optimal. From this, it is evident that the construction method and a stochastic approach are more suitable for longer sequences. Stochastic algorithms are helpful for sequences where we can achieve better merit factors than those achieved by construction methods.

The following stochastic approaches were used in literature: local search [19, 20], tabu search [21], evolutionary algorithm combined with tabu search [22], self-avoiding walk technique [15, 16], guiding the search process with a priority queue [23, 24], etc. The local search algorithms in [15, 7] found sequences for $L \leq 268$ with merit factors greater than 8 and for $L \leq 527$ greater than 7. Since exhaustive search is inapplicable to large values of L , the authors introduced restriction classes in [7]. This modification also enabled the parallelization of the search into multiple non-overlapping instances. The authors also showed that algorithms for skew-symmetric binary sequences of odd length can be transformed to search pseudo-skew-symmetric binary sequences of even lengths.

Analyzing the stochastic algorithm on short sequences makes establishing a prediction model of stopping conditions possible. With its help and parallel computing on the graphics processing units [16], the stochastic solver found optimal skew-symmetric sequences with an estimated probability of 99% for $L \leq 223$ and skew-symmetric sequences with merit factors greater than 9 for $L \leq 247$. Fig. 1 shows the largest known merit factors to date, with solutions from exhaustive searches [14] and stochastic approaches [15, 16, 7].

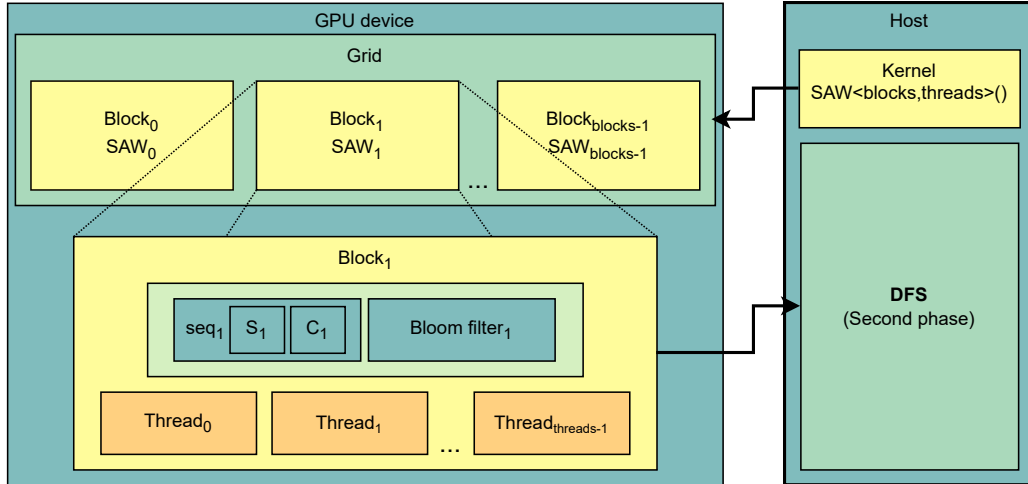


Figure 2: The architecture of SAW algorithm.

In contrast to related works, we designed a hybrid approach that uses two steps. We adopted a combination of established techniques. The first step uses parallel self-avoiding walks on GPU devices, skew-symmetry, and restriction classes to reach sequences with good merit factors, based on the work in [7, 16]. We used these solutions as initial sequences in the second step. The search process, guided by a priority queue, similar to the works of J. Brest et al. [23, 24], is used in this step to reach sequences with even better merit factors, exploring the whole search space and ignoring skew-symmetry and partitions. In this work, we will focus on sequences of lengths $450 \leq L \leq 527$.

3 OUR WORK

In order to achieve high merit factors for long binary sequences, we propose a dual-step algorithm. The first step modifies the algorithm proposed in [7] to use General-Purpose computing on Graphical Processing Units (GPGPU) for parallel self-avoiding walks. It takes advantage of skew-symmetry and restriction classes. However, the limitations of the Graphical Processing Unit (GPU) memory pose a challenge for this approach. To prevent revisiting previously explored sequences, the algorithm stores their hashes. Consequently, the walk length is directly limited by available memory. To mitigate this issue and increase the search depth, a Bloom Filter [25] was used.

The first step starts by running many parallel self-avoiding walks $\{SAW_0, SAW_1, \dots, SAW_n\}$. Each walk is independent of the other, meaning efficient parallelization is possible on GPU devices. Each self-avoiding walk on the device is performed inside a block, as shown in Fig. 2, effectively realizing a breadth-first search over the restricted search space. Each block runs the algorithm described in Algorithm 1. A block consists of multiple threads with shared memory. With these threads, functions in the walk are parallelized and use reduction for efficient computation. The algorithm within one GPU block is depicted in Fig. 3. The starting pivot is initialized by the INIT_PARTITIONED_SEQUENCE, which creates a random skew-symmetric sequence belonging to a unique partition (restriction class) of the block as described in [7]. This ensures that each block operates on a unique, non-overlapping subset of the search space, preventing redundancy. As a result, multiple threads or blocks do not explore the same regions, which would otherwise waste computational resources. The length of the walk is limited by T_i due to memory limitations. The value of the parameter was fixed to $8 \cdot (L + 1)/2$ as this offers best asymptotic average case performance, as shown in [15]. The BEST_NEIGHBOUR function performs a parallel neighborhood search using threads and returns the index i of the unexplored neighbor with the lowest energy change δ . A neighbor is a binary sequence within the same partition, differing from the pivoting sequence by a single flip, maintaining skew-symmetry and the original partition. The function uses linear time and space complexity to evaluate a neighbor, as described in [20]. After each iteration, the best neighbor becomes the pivot by flipping the element at indexes i and $(k + 1) - i$ in the sequence in linear time, as shown in [20]. The proposed algorithm in [7] simultaneously searches for skew-symmetric binary sequences of odd length L and pseudo-skew-symmetric binary sequences with even lengths $L - 1$ and $L + 1$, which introduces branching. In the design of our algorithm, we intentionally minimized the use of conditional statements to avoid performance degradation due to warp divergence by only searching for skew-symmetric sequences, which allows all threads within a warp to

Algorithm 1 First step for searching skew-symmetric binary sequences with partitions

```

1:  $\mathbb{B}\mathbb{F} \leftarrow \emptyset$  ▷ Create an empty Bloom Filter
2:  $seq \leftarrow \text{INIT\_PARTITIONED\_SEQUENCE}()$ 
3:  $\mathbb{B}\mathbb{F}.\text{INSERT}(seq)$ 
4:  $e \leftarrow \text{ENERGY}(seq)$ 
5:  $it \leftarrow 0$ 
6: while  $it < T_i$  do
7:    $it \leftarrow it + 1$ 
8:    $i, delta \leftarrow \text{BEST\_NEIGHBOUR}(seq)$ 
9:   if  $i = -1$  then
10:    break
11:   end if
12:    $\text{SEQUENCE\_FLIP\_SKEW}(seq, i)$ 
13:    $\mathbb{B}\mathbb{F}.\text{INSERT}(seq)$ 
14:    $e \leftarrow e + delta$ 
15:   if  $e < E_l$  then
16:      $\text{DFS}(seq)$  ▷ Call DFS with the newly found candidate
17:   end if
18: end while

```

follow a uniform execution path. Searching for sequences of even lengths is handled by using sequence operators [7] and the second step, as shown in Fig. 4, by appending or removing elements on each end of the sequence.

Due to constraints imposed by skew-symmetry and restriction classes, the search might exclude certain better solutions. To mitigate this problem, a second step was introduced, which uses a priority queue to explore the whole search space, as described in Algorithm 2. The idea of using a priority queue to guide the search process was already presented in [23, 24], but the search space was limited to skew-symmetric sequences only. This method differs from the first step by employing a depth-first search (DFS) over the local search space of a candidate increasing the F value further. Because this step is computationally and memory intensive, only sequences with a low enough energy (i.e., high merit factor) are considered candidates. This is constrained by the E_l parameter in Algorithm 1, which effectively sieves the sequences produced by the first step. In each iteration, the sequence with the lowest energy is dequeued and becomes a pivot. All unexplored neighbors of that sequence are evaluated and inserted back as possible future pivots. The number of iterations is controlled by the T_u parameter, which limits the maximum number of steps since the last energy improvement, effectively implementing dynamic search depth. The function `SEQUENCE_FLIP` is instrumental, offering linear time and space complexity for flipping the i -th element of a sequence, as documented in [26]. This function differs from the one mentioned above because it doesn't maintain skew-symmetry. The function `MAKE_ROTATIONS` rotates the current pivoting sequence left and right by at most T_r elements and adds the rotated sequences to the $\mathbb{P}\mathbb{Q}$. A rotation is considered a shift of all elements while moving the first or last element to the start or end of the sequence, maintaining its length. This was done because rotated sequences have a similar energy E to the original one, which are unreachable by the neighborhood search. It must be noted that sequences returned by the second step are odd-length and not necessarily skew-symmetric or belonging to the original partition of the candidate. Moreover, the algorithm outlined in Algorithm 2 can be parallelized across many CPU cores independently to increase performance.

Until now, the search has exclusively involved sequences of odd lengths, a constraint dictated by the skew-symmetry rule, which is only defined for odd-length sequences. However, sequence operators can be deployed to extend the search to sequences of even lengths, as shown in [7], by appending or removing elements on each end of the sequence. The application of these operators yields new sequences of different lengths (odd or even) with comparable F to the original odd-length sequences. These newly derived sequences were reintroduced as candidates to the second step, with the expectation of further lowering the energy E , as shown in Fig. 4.

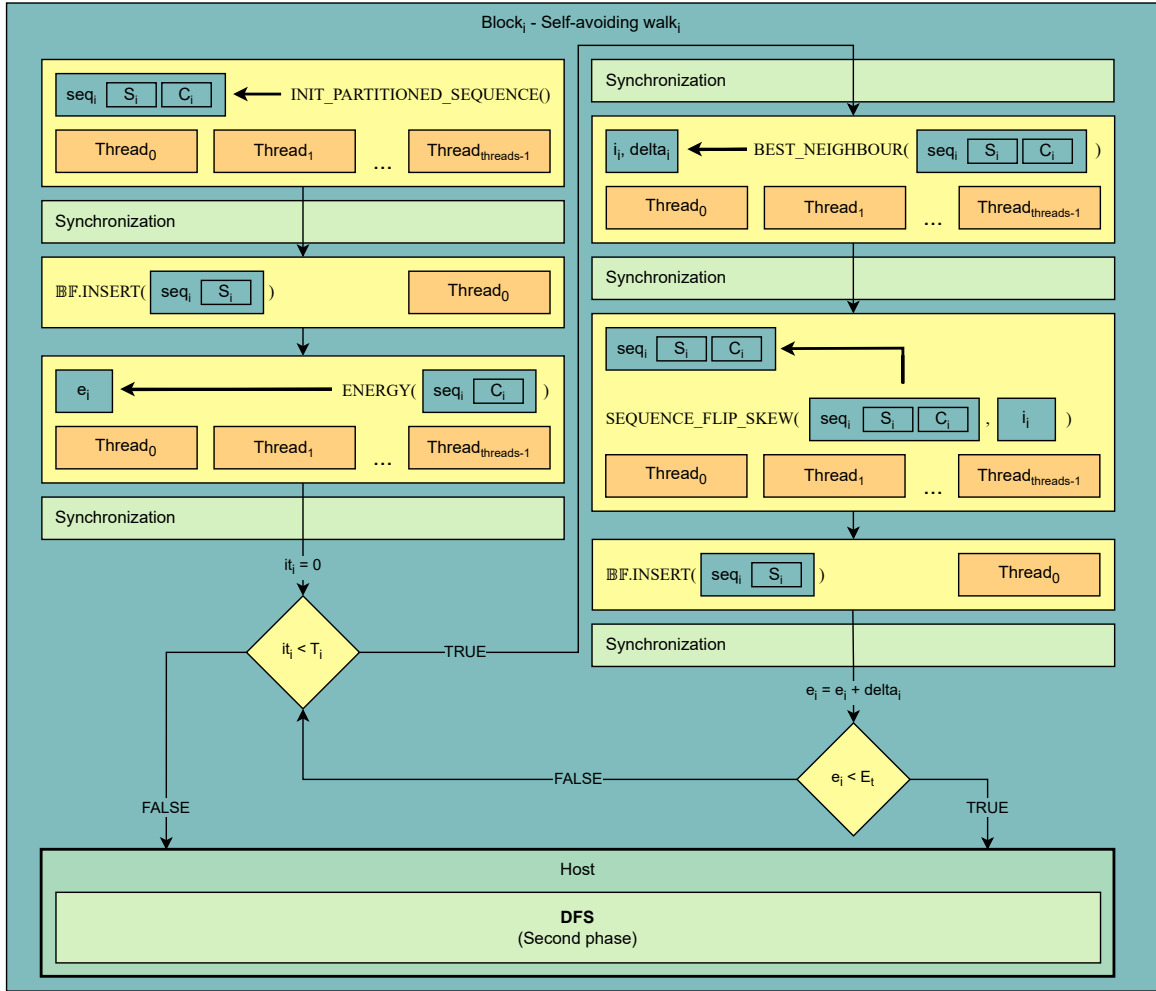


Figure 3: Parallel self-avoiding walk inside a block.

4 RESULTS

We implemented the Algorithm 1 using the C++ programming language, CUDA Toolkit 12.2.0, and Clang 16.0.6 compiler. We employed the Vega¹ grid computing environment powered by the NVIDIA A100-SXM4-40GB GPUs to evaluate its performance. Similarly, we implemented the Algorithm 2 in the Rust programming language utilizing the RustC 1.78.0 compiler, which ran on a 4-core ARM Neoverse-N1 device with 24 GB of memory running Ubuntu 24.04. Using this setup, we improved all results of the skew-symmetric sequences in just a few hours. Given that skew-symmetric sequences are odd-length, we used sequence operators to extend the improvements to include even-length sequences and then reintroducing them to the second step. This approach allowed for a comprehensive enhancement across both odd- and even-length sequences.

The improvements we achieved over previously best reported merit factors, as detailed in [7], are depicted in Fig. 5 and collected in Table 2. The graph illustrates the increase in the merit factor for sequences of $450 \leq L \leq 527$, with an average increase of 0.2543 and a maximum observed increase of 0.6980 for a sequence of length 493, which reached a merit factor of 7.7791. The highest merit factor was found for $L = 455$ reaching 7.7835. For comparative purposes, the graph also displays the merit factors of constructed sequences, further highlighting the effectiveness of our approach. Previous best-known merit factor values [7] and new binary sequences are presented in Table 2 by using hexadecimal coding. Each hexadecimal digit is presented with a binary string: $0 = 0000$, $1 = 0001$, ..., $F = 1111$. Therefore, it is

¹Vega is Slovenia's petascale supercomputer – <https://doc.vega.izum.si/>

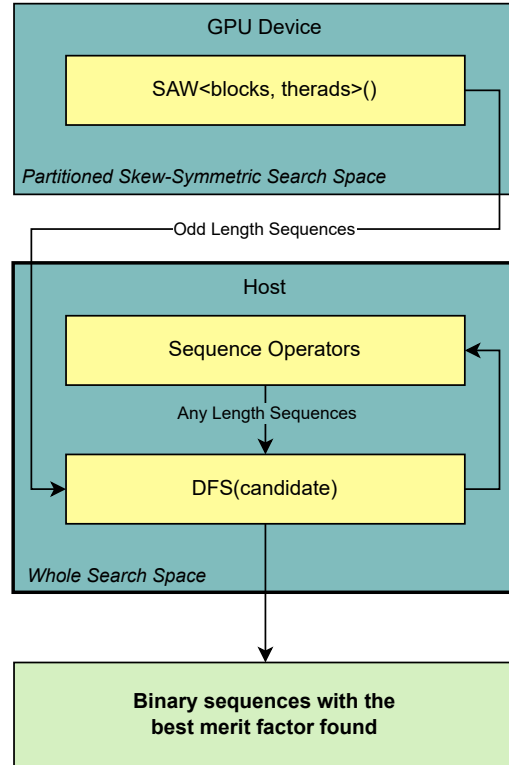


Figure 4: Workflow of the two-phase search, that combines the algorithms.

necessary to remove the leading 0 values to obtain the correct length of the binary sequence. To get the the sequence values, each 0 of the binary string should be converted to -1 .

To demonstrate the effectiveness of Algorithm 2, we ran two experiments on an arbitrarily selected sequence of odd-length multiple times with the same limited number of self-avoiding walks and parameter values for T_i and T_u for the second experiment. The first experiment used only Algorithm 1, and we recorded the lowest energy for each run. The second experiment used both algorithms with sieving. To assess whether there was a statistically significant difference between the results obtained from the two experiments, we applied the Wilcoxon Rank Sum test to the 30 independent observations of each experiment, selecting a significance level of $\alpha = 0.05$. This non-parametric test was chosen due to the non-normal distribution of data, making it an appropriate choice for analyzing differences in central tendency between the two sets of experimental outcomes. The results of the Wilcoxon Rank Sum test revealed a highly significant difference between the two experimental conditions, with a p-value of less than 0.0041, strongly indicating that the inclusion of Algorithm 2 leads to a notable improvement in the optimization process. Furthermore, the distribution of the energy values and the significant difference between the two experimental results are visually represented in the box-plot depicted in Fig. 6, specifically for the sequence length $L = 519$. It must be noted, that the notches of the two medians on the box-plots do not overlap, further indicating a significant difference. The box-plot clearly illustrates the lower energy achieved when both algorithms were employed in conjunction. This visual evidence, coupled with the statistical analysis, supports the conclusion, that Algorithm 2 contributes substantially to lowering the energy value, thus producing a higher merit factor, making it a valuable addition to the search process.

4.1 Seeding the second step with Legendre sequences

As previously discussed, construction methods can efficiently generate sequences of arbitrary length with a merit factor of around 6.3421 or 6.4382. This is achieved by rotating a Legendre sequence of prime length by approximately

Algorithm 2 Second step using a priority queue

Require: $candidate$ ▷ Candidate from the first phase (SAW)
Ensure: seq_{best} ▷ Binary sequence with the best merit factor found

1: $\mathbb{PQ}, \mathbb{H} \leftarrow \emptyset, \emptyset$ ▷ Empty priority queue and hash set
2: $seq_{best} \leftarrow candidate$
3: $e_{best} \leftarrow \text{ENERGY}(candidate)$
4: $\mathbb{PQ}.\text{PUSH}(candidate)$
5: $u \leftarrow 0$
6: **while** $u < T_u$ **do**
7: $u \leftarrow u + 1$
8: $seq_{current} \leftarrow \mathbb{PQ}.\text{POP}()$
9: **for each** $i \in 0..L$ **do** ▷ Neighborhood search
10: $hash \leftarrow \text{HASH_FLIP}(i)$
11: **if** $\mathbb{PQ}.\text{CONTAINS}(hash)$ **then**
12: **continue**
13: **end if**
14: $seq_{current} \leftarrow \text{SEQUENCE_FLIP}(seq_{current}, i)$
15: $\mathbb{PQ}.\text{PUSH}(seq_{current})$
16: $\mathbb{H}.\text{INSERT}(hash)$
17: $e_{current} \leftarrow \text{ENERGY}(seq_{current})$
18: **if** $e_{current} < e_{best}$ **then** ▷ New best sequence found
19: $seq_{best} \leftarrow seq_{current}$
20: $e_{best} \leftarrow e_{current}$
21: $u \leftarrow 0$ ▷ Reset u to support dynamic depth
22: **end if**
23: $\text{MAKE_ROTATIONS}(seq_{current}, \mathbb{PQ}, \mathbb{H}, T_r)$
24: $seq_{current} \leftarrow \text{SEQUENCE_FLIP}(seq_{current}, i)$
25: **end for**
26: **end while**
27: **return** seq_{best} ▷ Best sequence found

one-quarter of its length and then appending the initial elements of the sequence to itself, as described in references [8, 9]. We employed this methodology to construct sequences of a specified length by systematically varying both the number of appended elements ($0.055 \leq \hat{t} \leq 0.063$) and the rotation parameter ($0.20 \leq r \leq 0.24$) of the Legendre sequence. These values for parameters \hat{t} and r were selected based on the theoretical analysis in [8]. The sequences generated through this process were subsequently used as candidates for Algorithm 2. It is important to note that the sequences produced by this method are not skew-symmetric, so using them as seeds (random starting sequences) in the first step is not possible. Table 1 shows the best merit factor F of a constructed sequence of length L and the best merit factor found after seeding the second step (DFS) with Legendre sequences. It must be noted, that only some randomly selected

Table 1: The merit factor (F) of the best Legendre sequence and the best merit factor found by DFS after seeding it with Legendre sequences of length L .

Length L	Merit factor F	
	Construction	DFS
450	6.1976	6.3088
471	6.2332	6.2998
491	6.4292	6.4292
526	6.3240	6.3240

lengths L are tabulated. Despite the initial potential of these constructed sequences to yield relatively high merit factors, the optimization process resulted in minimal to no improvement. This lack of enhancement in the merit factor is likely attributable to the fact that the sequences generated by the construction method reside in or near a local minimum in the energy landscape of the search space. The optimization algorithm struggles to escape this local minimum, which hinders its ability to effectively search for the global minimum. Consequently, the search process failed to produce

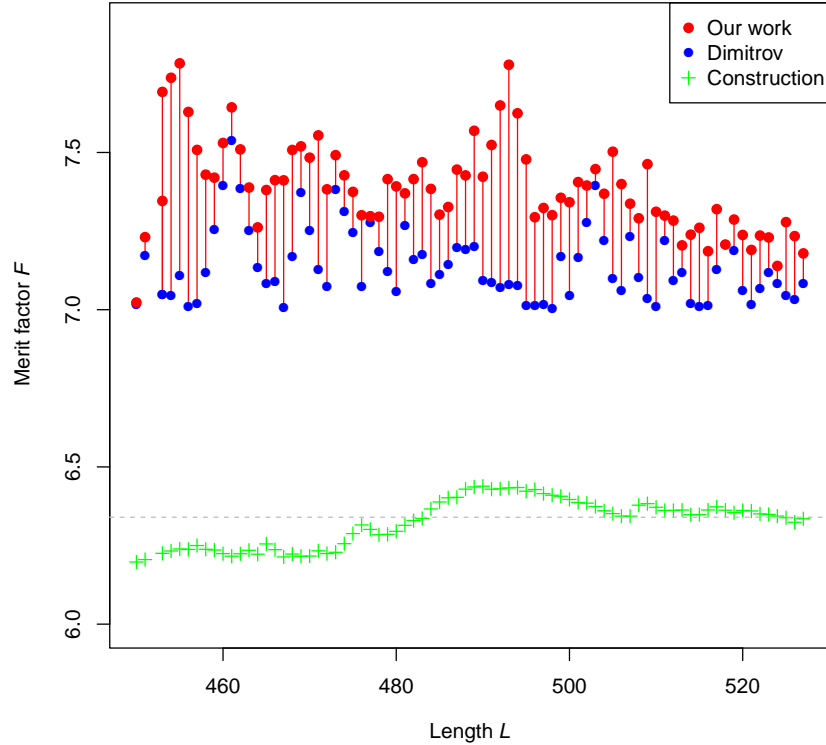


Figure 5: Merit factor values (F) for binary sequences of length $450 \leq L \leq 527$. The dual-step approach found sequences with significantly higher merit factors compared to the previous best known values reported by Dimitrov [7]. The merit factors of constructed sequences are also plotted for comparison.

sequences with significantly improved merit factors, despite the promising starting point offered by the constructed sequences.

5 CONCLUSION

The problem of finding aperiodic low auto-correlation binary sequences (LABS) is a significant computational challenge. In this paper, we introduced a hybrid approach that effectively tackles this problem through two distinct steps. In the first step, we leverage skew-symmetry, restriction classes, and parallel computing on graphic processing units (GPUs) to efficiently explore the limited search space. The second step employs a priority queue to guide the search, enabling a comprehensive exploration of the entire problem space. This dual-step strategy has proven to be a powerful method for discovering sequences with higher merit factors.

Our approach led to the discovery of new best-known binary sequences for all lengths between 450 and 527, with one exception. For $L = 518$, the merit factor was matched with a different sequence. This demonstrates the effectiveness of our method in pushing the boundaries of known solutions.

Moreover, the experiment involving the seeding of the second step with Legendre sequences provided valuable insights. Although these sequences showed initial promise, they ultimately failed to produce significant improvements in the merit factor due to the presence of local minimum in the local search space. This result highlights the inherent limitations of purely constructive methods when used alongside optimization algorithms, underscoring the complexity of the LABS problem.

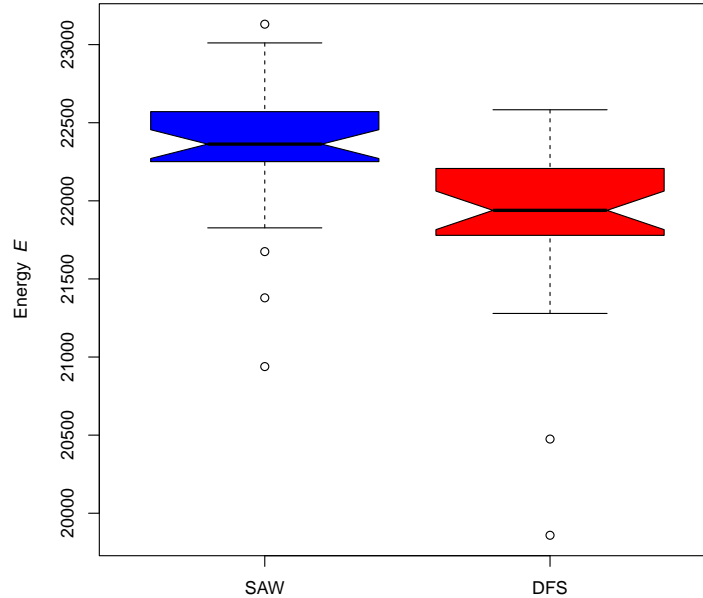


Figure 6: Box-plots of the experiments for $L = 519$. The blue box-plot (SAW) shows the distribution of the best achieved energy values of each run using only the first step. The red box-plot (DFS) shows the distribution for the experiment using both steps which has a significantly lower median energy.

ACKNOWLEDGMENT

The authors (J. B. and B. B.) acknowledge the financial support from the Slovenian Research and Innovation Agency (Research Core Funding No. P2-0041 – Computer Systems, Methodologies, and Intelligent Services). The authors would also like to acknowledge the Slovenian Initiative for National Grid (SLING) for using computational resources for performing some experiments in this paper.

References

- [1] M. Golay. A class of finite binary sequences with alternate auto-correlation values equal to zero (corresp.). *IEEE Transactions on Information Theory*, 18(3):449–450, 1972.
- [2] J. E. Littlewood. On polynomials $\sum^n \pm z^m$, $\sum^n e^{a_m i} z^m$, $z = e^{0i}$. *Journal of the London Mathematical Society*, s1-41(1):367–376, 1966.
- [3] Jonathan Jedwab. A survey of the merit factor problem for binary sequences. In *International Conference on Sequences and Their Applications*, pages 30–55. Springer, 2004.
- [4] Daniel J Katz and Miriam E Ramirez. Moments of autocorrelation demerit factors of binary sequences. *Designs, Codes and Cryptography*, pages 1–45, 2024.
- [5] J. Bernasconi. Low autocorrelation binary sequences: statistical mechanics and configuration space analysis. *J. Physique*, 48:559–567, April 1987.
- [6] Gary L. Mullen and Daniel Panario. Other correlation measures. In *Handbook of Finite Fields*, chapter 10.3.5, pages 322–324. Chapman & Hall/CRC, 1st edition, 2013.
- [7] Miroslav Dimitrov. New classes of binary sequences with high merit factor. *arXiv preprint arXiv:2206.12070*, 2022.
- [8] P. Borwein, K.-K.S. Choi, and J. Jedwab. Binary sequences with merit factor greater than 6.34. *IEEE Transactions on Information Theory*, 50(12):3234–3249, 2004.

- [9] Jonathan Jedwab, Daniel J. Katz, and Kai-Uwe Schmidt. Advances in the merit factor problem for binary sequences. *Journal of Combinatorial Theory, Series A*, 120(4):882–906, 2013.
- [10] Kai-Uwe Schmidt. Sequences with small correlation. *Designs, Codes and Cryptography*, 78, 01 2016.
- [11] Wai Ho Mow, Ke-Lin Du, and Wei Hsiang Wu. New evolutionary search for long low autocorrelation binary sequences. *IEEE Transactions on Aerospace and Electronic Systems*, 51(1):290–303, 2015.
- [12] Yutao Chen and Ronghao Lin. Computationally efficient long binary sequence designs with low autocorrelation sidelobes. *IEEE Transactions on Aerospace and Electronic Systems*, 58(3):1966–1980, 2022.
- [13] Keigo Kimura and Hiroshi Takase. A search method for binary codes compressed to several sub-pulses using quantum annealing and search experiment by ising machine. *Journal of Signal Processing*, 28(4):103–106, 2024.
- [14] Tom Packebusch and Stephan Mertens. Low autocorrelation binary sequences. *Journal of Physics A: Mathematical and Theoretical*, 49(16), 2016.
- [15] Borko Bošković, Franc Brglez, and Janez Brest. Low-autocorrelation binary sequences: On improved merit factors and runtime predictions to achieve them. *Applied Soft Computing*, 56:262–285, 2017.
- [16] Borko Bošković, Jana Herzog, and Janez Brest. Parallel self-avoiding walks for a low-autocorrelation binary sequences problem. *Journal of Computational Science*, 77:102260, 2024.
- [17] John Michael Baden. Efficient Optimization of the Merit Factor of Long Binary Sequences. *IEEE Transactions on Information Theory*, 57(12):8084–8094, 2011.
- [18] Ruslan Shaydulín, Changhao Li, Shouvanik Chakrabarti, Matthew DeCross, Dylan Herman, Niraj Kumar, Jeffrey Larson, Danylo Lykov, Pierre Minssen, Yue Sun, et al. Evidence of scaling advantage for the quantum approximate optimization algorithm on a classically intractable problem. *Science Advances*, 10(22):eadm6761, 2024.
- [19] Kaoutar Farnane, Khalid Minaoui, and Driss Aboutajdine. Local search algorithm for low autocorrelation binary sequences. In *2018 4th International Conference on Optimization and Applications (ICOA)*, pages 1–5, 2018.
- [20] Miroslav Dimitrov. On the Skew-Symmetric Binary Sequences and the Merit Factor Problem. *ArXiv*, abs/2106.03377, 2021.
- [21] Steven Halim, Roland H. C. Yap, and Felix Halim. Engineering Stochastic Local Search for the Low Autocorrelation Binary Sequence Problem. In Peter J. Stuckey, editor, *Principles and Practice of Constraint Programming*, pages 640–645, Berlin, Heidelberg, 2008. Springer Berlin Heidelberg.
- [22] José E. Gallardo, Carlos Cotta, and Antonio J. Fernández. Finding low autocorrelation binary sequences with memetic algorithms. *Applied Soft Computing*, 9(4):1252–1262, 2009.
- [23] Janez Brest and Borko Bošković. A Heuristic Algorithm for a Low Autocorrelation Binary Sequence Problem With Odd Length and High Merit Factor. *IEEE Access*, 6:4127–4134, 2018.
- [24] Janez Brest and Borko Bošković. Computational Search of Long Skew-symmetric Binary Sequences with High Merit Factors. *MENDEL*, 28(2):17–24, Dec. 2022.
- [25] Burton H. Bloom. Space/time trade-offs in hash coding with allowable errors. *Commun. ACM*, 13(7):422–426, jul 1970.
- [26] Miroslav Dimitrov, Tsonka Baitcheva, and Nikolay Nikolov. On the Generation of Long Binary Sequences With Record-Breaking PSL Values. *IEEE Signal Processing Letters*, 27:1904–1908, 2020.

Table 2: New binary sequences and their merit factor values for lengths $450 \leq L \leq 527$, and the previously best-known merit factor values reported in [7].

L	Merit factor F		Binary sequence
	[7]	Our work	
450	7.0152	7.0230	3ffffff8001ffc03c3c39d387cce5ca76366138d933643d8324b907a507a51bc7358b463318db1663627c86cca5b09b4b4b54aa95555aaaaaa
451	7.1736	7.2307	7ffffff0003ff80787873a70f99cb94ec6cc271b266c87b0649720f4a0f4a378e6b168c6631b62cc6c4f90d994b61369696a9552aab555555
452	7.0440	7.3459	ffffffe0007ff00f0f0e74e1f339729d8d984e364cd90f60c92e41e941e946f1cd62d18cc636c598d89f21b3296d26d2d2d52aa5556aaaaaa
453	7.0499	7.6926	1ffffffc000ffe01e1e1ce1c3e672e53b1b309c6c99b21ec1925c83d283d28de39ac5a3198c6d8b31b13e436652da4da5a5aa554aaad555555
454	7.0438	7.7377	3ffffff8001ffc03c3c39c387cce5ca76366138d933643d8324b907a507a51bc7358b463318db1663627c86cca5b49b4b4b54aa95555aaaaaa
455	7.1079	7.7835	7ffffff8001ffc03c3c39c387cce5ca76366138d933643d8324b907a507a51bc7358b463318db1663627c86cca5b49b4b4b54aa95555aaaaaa
456	7.0116	7.6290	7ffffff8001ffc03c3c39c387cce5ca76366138d933643d8324b907a507a51bc7358b463318db1663627c86cca5b49b4b4b54aa95555aaaaaa
457	7.0197	7.5082	1ffffffe0007ff00f0f0e70e1f339729d8d984e364cd90f60c92e41e941e946f1cd62d18cc636c598d89f21b3296d26d2d2d52aa5556aaaaaa
458	7.1188	7.4295	3ffffffc000ffe01e1e1ce1c3e672e53b1b309c6c99b21ec1925c83d283d28de39ac5a3198c6d8b31b13e436652da4da5a5aa554aaad5555552
459	7.2564	7.4199	7ffffff0007ff allowbreak 80787b19bc0fe0d2cd2c6d26373879ca7368d323619a479963730de327c9a5b23670e4f0cf0d6ad4b993a5a55aaa5552aaaaaa
460	7.3955	7.5302	ffffff0007ff80787b19bc0fe0d2cd2c6d26373879ca7368d323619a479963730de327c9a5b23670e4f0cf0d6ad4b993a5a55aaa5552aaaaaa
461	7.5394	7.6435	1ffffffe000ff00f0f633781fc1a59a58da4c6e70f394e6d1a646c3348f32c6e61bc64f934b646ce1c9e19e1ad5a973274b4ab554aaa555555
462	7.3851	7.5098	3ffffffc001ffe01e1ec66f03f834b34b1b598dce1e729cda34c8d86691e658dcc378c9f2696c8d9c393c33c35ab52e64e96956aa9554aaaaaab
463	7.2525	7.3885	3ffffffc001ffe01e1ec66f03f834b34b1b598dce1e729cda34c8d86691e658dcc378c9f2696c8d9c393c33c35ab52e64e96956aa9554aaaaaab
464	7.1347	7.2617	bffffffc001ffe01e1ec66f03f834b34b1b598dce1e729cda34c8d86691e658dcc378c9f2696c8d9c393c33c35ab52e64e96956aa9554aaaaaab
465	7.0847	7.3807	1ffffff8006ffe00fc0f3843c678c3968733387c99f0d99ce47cc395a599e1f92cd6e4d99cb598d6933368792c966d2e934ad4aa5546aa9555555
466	7.0906	7.4120	3ffffff8006ffe00fc0f3843c678c3968733387c99f0d99ce47cc395a599e1f92cd6e4d99cb598d6933368792c966d2e934ad4aa5546aa9555555
467	7.0076	7.4114	7ffffff000dff01f81e70878cf1872d0e6670f933e1b339c8f9872b4b33c3f2592dc9b3396b31ad2666d0f2592cda5d2695a954aa8d552aaaaaa
468	7.1680	7.5080	ffffff8006ffe00fc0f3843c678c3968733387c99f0d99ce47cc395a599e1f92c96e4d99cb598d6933368792c966d2e934ad4aa5546aa9555555
469	7.3743	7.5195	1ffffff000dff01f81e70878cf1872d0e6670f933e1b339c8f9872b4b33c3f2592dc9b3396b31ad2666d0f2592cda5d2695a954aa8d552aaaaaa
470	7.2517	7.4836	3ffffffc0037ff007e079c21e33c61cb43999c3e4cf86cce723c61cad2ccf0fc966b726cce5acc6b4999b43c964b369749a56a552aa3554aaaaaa
471	7.1272	7.5543	7ffffffc0037ff007e079c21e33c61cb43999c3e4cf86cce723c61cad2ccf0fc964b726cce5acc6b4999b43c964b369749a56a552aa3554aaaaaa
472	7.0734	7.3828	ffffffc0037ff007e079c21e33c61cb43999c3e4cf86cce723c61cad2ccf0fc966b726cce5acc6b4999b43c964b369749a56a552aa3554aaaaaa
473	7.3809	7.4916	1ffffffe0003ff803f0bde360f363978d8e4e13e192e463986cf0db1c99b198db1cb4c69926e439a53a4e49c9792734a725d0b52a9552aaa555555
474	7.3113	7.4273	3ffffffc0007ff007e17bc6c1e6c72f1b1c9c27c325c8c730d9e1b639336331b639698d324dc8734a749c9392f24e694e4ba16a552aa5554aaaaaa
475	7.2441	7.3748	7ffffff8000ffe00fc2f78d83cd8e5e3639384f864b918e61b3c36c7266c6636c72d31a649b90e694e9392725e49cd29c9742d4aa554aaa95555555
476	7.0743	7.3004	ffffff8000ffe00fc2f78d83cd8e5e3639384f864b918e61b3c36c7266c6636c72d31a649b90e694e9392725e49cd29c9742d4aa554aaa95555555

Continued on next page

Table 2 – continued from previous page

L	Merit factor F		Binary sequence
	[7]	Our work	
477	7.2786	7.2973	1fffff8000ffe00fc0f38781f3c267993cc31e992784f2725ae4ed273333363c4e41e3634e963985b2cd399662d35a96934ad4aa554aaa95555555
478	7.1855	7.2956	3fffffc0007ff007e079f033c7878c72c721c391bc6d98dcc9f266cc6d2f0e4ce6729cc8d98e4b91b49724f24da5a4b3529a56a552aa5554aaaaaaa
479	7.1206	7.4152	7fffffc0007ff007e079f033c7878c72c721c391bc6d98dcc9f266cc6d2f0e4ce6729cc8d98e4b91b49724f24da5a4b3529a56a552aa5554aaaaaaa
480	7.0588	7.3922	fffffc0007ff007e079f033c7878c72c721c391bc6d98dcc9f266cc6d2f0e4ce6729cc8d98e4b91b49724f24da5a4b3529a56a552aa5554aaaaaaa
481	7.2664	7.3701	1fffff8000ffe00fc0f3e0678f0f18e58e43872378db31b993e4cd98da5e1c99cce53991b31c9723692e49e49b4b4966a534ad4aa554aaa95555555
482	7.1594	7.4154	3fffffc0007ff007e07f03921f8d83cb0f9cc1b6663cc969c2cf9324cc69e4cc731acf49e1ccb666394c9ad3cb58da971b52a56a552aa5556aaaaaaa
483	7.1750	7.4691	7fffffc0007ff007e07f03921f8d83cb0f9cc1b6663cc969c2cf9324cc69e4cc731acf49e1ccb666394c9ad3cb58da971b52a56a552aa5556aaaaaaa
484	7.0841	7.3842	fffffc0007ff007e07f03921f8d83cb0f9cc1b6663cc969c2cf9324cc69e4cc731acf49e1ccb666394c9ad3cb58da971b52a56a552aa5556aaaaaaa
485	7.1117	7.3024	1fffffc000ffe00fc0fe07243f1b07961f39836ccc7992d3859f264998d3c998e6359e93c3996ccc729935a796b1b52e36a54ad4aa554aaad5555555
486	7.1423	7.3266	3fffff8001ffe01f858fc0f0f1c3d83f18db24f932c4ccf26730da49e4c9cc69c78d32672ccc4f31ac738d92b58b492d2d4ad85a956aa9555aaaaaaa
487	7.1978	7.4455	7fffff0003ffc03f0b1f81e1e387b07e31b649f2658999e4ce61b493c99398d38f1a64ce59989e6358e71b256b16925a5a95b0b52ad552aab5555555
488	7.1903	7.4271	fffffc000fff00fc2c7e07878e1ec1f8c6d927c9962667933986d24f264e634e3c6993396662798d639c6c95ac5a49696a56c2d4ab554aaad5555555
489	7.2007	7.5690	1fffffc000fff00fc2c7e07878e1ec1f8c6d927c9962667933986d24f264e634e3c6993396662798d639c6c95ac5a49696a56c2d4ab554aaad5555555
490	7.0931	7.4229	3fffff8001ffe01f858fc0f0f1c3d83f18db24f932c4ccf26730da49e4c9cc69c78d32672ccc4f31ac738d92b58b492d2d4ad85a956aa9555aaaaaaa
491	7.0852	7.5239	7fffff8000ffe00fc0f9c3c61f30d0f1a1f381e9984f83639866661cb30f32d33c9666659b635ac599e95b29792d0d32964b49ad4ad56aad555aaaaaaa
492	7.0705	7.6496	fffff0001ffc01f81f3878c3e61a1e343e703d3309f06c730cccc39661e65a6792ccccb36c6b58b33d2b652f25a1a652c96935a95aad55aaab5555555
493	7.0810	7.7791	1fffff0001ffc01f81f3878c3e61a1e343e703d3309f06c730cccc39661e65a6792ccccb36c6b58b33d2b652f25a1a652c96935a95aad55aaab5555555
494	7.0764	7.6247	3fffffe0003ff803f03e70f187cc343c687ce07a6613e0d8e61999872cc3ccb4cf25999966d8d6b1667a56ca5e4b434ca592d26b52b55aab5556aaaaaaa
495	7.0123	7.4780	7fffffe0003ff803f03e70f187cc343c687ce07a6613e0d8e61999872cc3ccb4cf25999966d8d6b1667a56ca5e4b434ca592d26b52b55aab5556aaaaaaa
496	7.0146	7.2941	fffff0003ff803f03e70f187cc343c687ce07a6613e0d8e61999872cc3ccb4cf25999966d8d6b1667a56ca5e4b434ca592d26b52b55aab5556aaaaaaa
497	7.0173	7.3236	1fffffc0003ffc03f03c78721ed86e666d3c27c138d8cce58e539e49c344b330ef2d8e593e49e4cc9c93ad62d3c666469c5a3696d2b52ad552aaa5555555
498	7.0038	7.3007	3fffffe0003ffc03f03c78721ed86e666d3c27c138d8cce58e539e49c344b330ef2d8e593e49e4cc9c93ad62d3c666469c5a3696d2b52ad552aaa5555555
499	7.1680	7.3560	7fffffe0003ffc03f03c78721ed86e666d3c27c138d8cce58e539e49c344b330ef2d8e593e49e4cc9c93ad62d3c666469c5a3696d2b52ad552aaa5555555
500	7.0454	7.3417	fffff8000fff00fc0f1e1c87b61b999b4f09f04e3633396394e79270d12ccc3cb63964f9279332724eb58b4f19991a7168da5b4ad4ab554aaa95555555
501	7.1657	7.4059	1fffff8000fff00fc0f1e1c87b61b999b4f09f04e3633396394e79270d12ccc3cb63964f9279332724eb58b4f19991a7168da5b4ad4ab554aaa95555555
502	7.2787	7.3949	3fffffc0007ff007e07cc3f83c1e479c84d9e2c6c367e3199cb36981cda49331c78c959e33c99936a634e4f698c5c9a4694b5ab4ca56ad52aa5554aaaaaaa
503	7.3949	7.4471	7fffffc0007ff007e07cc3f83c1e479c84d9e2c6c367e3199cb36981cda49331c78c959e33c99936a634e4f698c5c9a4694b5ab4ca56ad52aa5554aaaaaaa
504	7.2196	7.3688	fffff0009ffc01f81e9c64f33cd867993ccb4e4c4e3e52f6346d21e98712f43b6985a3c6f2743e524ece4f0cd399669cd334e6d85a95aad558aab5555555
505	7.0998	7.5025	1fffff0001ffe00f81e0fc13f498f0e0de0b1e1cda67633318f31cb19e4d3a13ce59b0db349b3327661cda5b0a5ca4b498f53ad4a5a94aa555aaab5555555

Continued on next page

Table 2 – continued from previous page

L	Merit factor F		Binary sequence
	[7]	Our work	
506	7.0599	7.3995	3fffffe0003ffc01f03c1f827e931e1c1bc363c39b4cec66631e639633c9a74279cb361b66936664ecc39b4b634b9496931ea75a94b52954aab5556aaaaaaa
507	7.2314	7.3371	7fffffe0003ffc01f03c1f827e931e1c1bc363c39b4cec66631e639633c9a74279cb361b66936664ecc39b4b634b9496931ea75a94b52954aab5556aaaaaaa
508	7.1029	7.2908	fffffe0001ffc007f01fc072d33199cc6d2478679670d8761f0cf1e9c9cc6d98e4c9c9e92cd296258d261a65a470e4c999330f254a952a554aa95556aaaaaa
509	7.0349	7.4629	1fffffc0003ff800fe03f80e5a6633398da48f0cf2ce1b0ec3e19e3d39398db31c99393d259a52c4b1a4c34cb48e1c99332661e4a952a54aa9552aaad555555
510	7.0089	7.3115	3fffff80007ff001fc07f01cb4cc66731b491e19e59c361d87c33c7a72731b663932727a4b34a58963498699691c3932664cc3c952a54a9552aa5555aaaaaab
511	7.2217	7.2992	7fffff0000ffc007f01fc06c36393c9e0f09e4f2793e69f0eccb66cb663e3a727b6b663ce63cced29e6b1a72c69d2d69cb1b634e54a952a554aad5552aaaaaa
512	7.0942	7.2834	fffff0000ffc007f01fc06c36393c9e0f19e4f2793e69f0eccb66cb663e3a727b6b663ce63cced29e6b1a72c69d2969cb1b634e54a952a554aad5552aaaaaa
513	7.1173	7.2046	1fffffe0001ff800fe03f80d86c72793c3e13c9e4f27cd3e1d996cd96cc7c74e4f6d6cc79cc799da53cd634e58d3a52d39636c69ca952a54aa955aaaa555555
514	7.0201	7.2386	3fffff0001ffe007f01fc04fc361f1b0e6c3360d81e61cc66c634b1c719c1d0cd094992493c364e64c966948d6334e6d3969634acd4a952a556aa95552aaaaaa
515	7.0087	7.2605	7fffff0001ffe007f01fc04fc361f1b0e6c3360d81e61cc66c634b1c719c1d0cd094992493c364e64c966948d6334e6d3969634acd4a952a556aa95552aaaaaa
516	7.0119	7.1860	fffff8000ffe007f03f03858f181b21c8c18f0e0f86639c39324e1832c63393339326c329a4e3392d926694a4b49ac8da31a9b49e2b52b56aa554aaa955555
517	7.1292	7.3198	1fffff0003ffc03f80fc3c0e607e34e1c7e36331cb1864c6996349ce9296c8e648c78384d8f27986ce69b0db327256da4f256a64ad2d4a952ad552aab555555
518	7.2072	7.2072	3fffff8000ffe007f03f03858f181b21c8c18f0e0f86639c39324e1832c63393339326c329a4e3392d926694a4b49ac8da31a9b49e2b52b56aa554aaa955555
519	7.1872	7.2867	7fffff8000ffe003f80fe03c3c1e1e4e19e07c339878cc9b0db0f8c7265b33399b33386724dad38d39ccda59b34a56996c69694b4b56ad5ab556aad555aaaaaaa
520	7.0608	7.2377	7fffff8000ffe003f80fe03c3c1e1e4e19e07c339878cc9b0db0f8c7265b33399b33386724dad38d39ccda59b34a56996c69694b4b56ad5ab556aad555aaaaaaa
521	7.0176	7.1901	fffff0001ffc007f01fc078783c3c9c33c0f86730f199361b61f18e4cb66673366670ce49b5a71a7399b4b36694ad32d8d2d29696ad5ab56aad55aab5555554
522	7.0676	7.2358	3fffffc0007ff001fc07f01e1e0f0f270cf03e19cc3c664d86d87c63932d999ccd999c33926d69c69ce66d2cd9a52b4cb634b4a5a5ab56ad5aab556aad5555553
523	7.1183	7.2297	7fffff0001ffc007f00fc04e43c96d21e1b07c66709c6d8726725325b4cd3259998730cc387307267258e49d2664a5396970e1cb46c54ad52a554aa95552aaaaaa
524	7.0818	7.1393	fffffe0003ff800fe01f809c8792da43c360f8cce138db0e4ce4a64b699a64b3330e619870e60e4ce4b1c93a4cc94a72d2e1c3968d8a95aa54aa9552aaa555554
525	7.0463	7.2786	1fffffc0007ff001fc0ff01ce718c6330f187984cc6d273c3c5a5e1799b94b499998f0f91997a5e1e d2d363c6cce9969b4b326c9b64dab54ad5aab556aad555555
526	7.0340	7.2341	3fffffc0007ff001fc0ff01ce718c6330f187984cc6d273c3c5a5e1799b94b499998f0f91997a5e1e d2d363c6cce9969b4b326c9a64dab54ad5aab556aad555555
527	7.0824	7.1791	7fffff8000ffe003f81fe039ce318c661e30f30998da4e7878b4bc2f337296933331e1f2332f4bc3da5a6c78d99d32d369664d936c9b56a95ab556aad555aaaaaaa