

MVLLaVA: An Intelligent Agent for Unified and Flexible Novel View Synthesis

Hanyu Jiang, Jian Xue, Xing Lan, Guohong Hu and Ke Lu[†]

School of Engineering Science, University of Chinese Academy of Sciences, Beijing, China

Email: {jianghanyu231, lanxing19, huguohong22}@mailsucas.ac.cn, {xuejian, luk}@ucas.ac.cn

Abstract—This paper introduces MVLLaVA, an intelligent agent designed for novel view synthesis tasks. MVLLaVA integrates multiple multi-view diffusion models with a large multimodal model, LLaVA, enabling it to handle a wide range of tasks efficiently. MVLLaVA represents a versatile and unified platform that adapts to diverse input types, including a single image, a descriptive caption, or a specific change in viewing azimuth, guided by language instructions for viewpoint generation. We carefully craft task-specific instruction templates, which are subsequently used to fine-tune LLaVA. As a result, MVLLaVA acquires the capability to generate novel view images based on user instructions, demonstrating its flexibility across diverse tasks. Experiments are conducted to validate the effectiveness of MVLLaVA, demonstrating its robust performance and versatility in tackling diverse novel view synthesis challenges.

Index Terms—large multimodal model, novel view synthesis, multi-view diffusion, instruction tuning.

I. INTRODUCTION

Novel view synthesis plays a crucial role in computer vision, enabling the generation of images from new viewpoints. Recent methods like Neural Radiance Fields (NeRF) [1]–[4] and 3D Gaussian splatting (3DGS) [5]–[7] focus on directly optimizing a 3D representation of a scene by reconstructing it from multiple 2D images. Although these methods produce high-quality 3D representations, they typically require many images for each scene and involve intensive optimization processes. In contrast, much research has shifted towards more efficient multi-view diffusion models [8]–[15] for novel view synthesis.

Despite their potential, current multi-view diffusion models for novel view synthesis still face limitations in task specificity and versatility. For instance, ImageDream [12] requires both an image and a caption to generate new views. When only a caption is provided, the process becomes cumbersome, as a separate T2I diffusion model [16] must first generate an image, which is then fed into ImageDream. This not only reduces workflow efficiency but also limits the model’s ability to handle diverse inputs. Additionally, these models lack user-friendliness, offering limited control over viewpoint selection and insufficient support for natural language instructions, resulting in a less intuitive and flexible user experience.

To address these issues, we introduce MVLLaVA¹, an intelligent agent that seamlessly integrates multiple multi-view diffusion models with a large multimodal model LLaVA

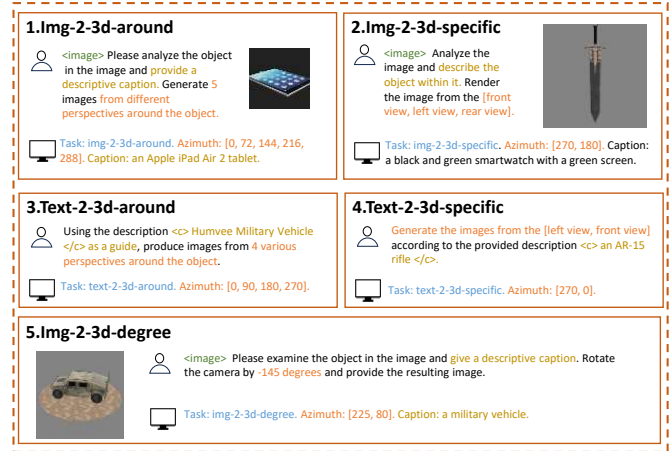


Fig. 1. Application cases of MVLLaVA in novel view synthesis: MVLLaVA generates novel view images around an object or from specified viewpoints, using a reference image or caption. It can also rotate the camera to produce the desired image. MVLLaVA unifies multi-view generation capabilities to synthesize novel views, with user-friendly and intuitive instructions.

[17], [18]. MVLLaVA is designed to handle a range of task-specific instructions, which is achieved by developing view-based instruction templates and fine-tuning LLaVA to improve its adaptability and performance. After instruction tuning, MVLLaVA intelligently interprets the input and selects the appropriate downstream model to generate the corresponding multi-view images. This task-driven approach, as shown in Fig. 1, enhances the flexibility and scalability of the generation process. It enables MVLLaVA to seamlessly adapt to diverse inputs and user requirements, effectively addressing the limitations of existing multi-view diffusion models.

In summary, the contributions of this paper are as follows:

- An intelligent agent MVLLaVA is proposed for novel view synthesis, which integrates multiple task-specific diffusion models with LLaVA.
- The instruction templates tailored to different tasks are designed, enabling MVLLaVA to handle a range of diverse and flexible instructions with robustness.
- The effectiveness of MVLLaVA has been demonstrated through experiments, validating its performance across various application scenarios.

[†]Corresponding Author

¹Project page: https://jamesjg.github.io/MVLLaVA_homepage/

II. RELATED WORK

A. Multi-view Diffusion Models

Diffusion models [16], [19]–[21] have excelled in 2D image generation, inspiring their extension to 3D content creation [22]–[24]. However, progress in this area has been impeded by the lack of comprehensive 3D datasets. To overcome this challenge, recent multi-view diffusion models bypass reconstruction, directly synthesizing novel 3D views. Watson et al. [8] pioneered the application of diffusion models to view synthesis, utilizing the ShapeNet dataset [25]. Building on this foundation, Liu et al. introduced Zero-1-to-3 [9], which fine-tuned a pre-trained diffusion model on a large 3D render dataset for novel view synthesis from a single RGB image. MVDream [11] and ImageDream [12] evolved to generate consistent multi-view images from text and image prompts, respectively. A current work CAT3D [13] produced 3D-consistent images from various inputs. In contrast to the aforementioned methods, our model integrates multiple multi-view diffusion models, supporting a wider range of tasks and accommodating diverse language instructions.

B. Large Multimodal Models with Vision Instruction Tuning

Instruction tuning [26]–[28] is an effective method for enhancing the capability of understanding human directives of large language models like ChatGPT [29] and GPT-4 [30]. Recently, this concept has been extended to the visual domain, leading to the development of large multimodal models [17], [31]–[34]. LLaVA [17] first attempted to incorporate instruction tuning into the language-image multimodal space. By constructing a high-quality dataset and fine-tuning the model, LLaVA achieves improved multimodal task performance in a wide range of multimodal tasks. Similarly, MiniGPT-4 [31] fine-tuned BLIP-2 [35] models on synthetic multimodal instruction-following data, demonstrating enhanced reasoning and comprehension in visual-linguistic tasks. Building on these advancements, VisionLLM [33] applied visual instruction tuning to various vision-centric tasks, while LocLLM [34] focused on keypoint localization tasks, utilizing instruction tuning to improve 2D/3D keypoint detection. Inspired by these works, we leverage visual instruction tuning to enable intelligent model selection.

III. MVLLAVA

A. Overview

MVLLaVA aims to build an intelligent agent using a large multimodal model LLaVA to unify various novel view synthesis tasks. The process begins with the meticulous design of view-based instructions, specifically tailored to fine-tune LLaVA [17], [18]. As illustrated in Fig. 2, this enhanced multimodal model is then fused with a diverse ensemble of multi-view diffusion models, fostering a seamless integration. Additionally, a post-processing module is introduced, which acts as a discerning selector, identifying the most appropriate downstream multi-view diffusion model for each task.

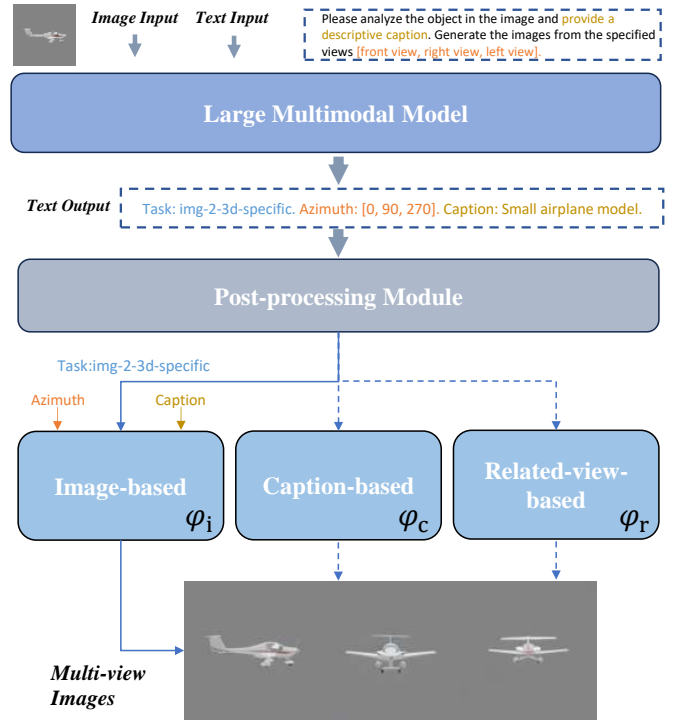


Fig. 2. The overall architecture of MVLLaVA. It consists of three main components: a large multimodal model LLaVA, a post-processing module, and multi-view diffusion models.

B. View-based Instructions

We design five types of templates categorized into three main groups. Each group corresponds to a specific multi-view diffusion model, and we will discuss them in detail:

1) **Image-based tasks**: These tasks use a reference image to generate new images based on global viewpoint instructions, which can be separated into two categories:

Img-2-3d-around. This task involves generating a specified number (from 1 to 8) of images of the target object from various angles. The instruction format is: “Analyze the object in the image and provide a descriptive caption. Generate $\langle n \rangle$ images from different perspectives around the object.” where $\langle n \rangle$ is dynamically replaced.

Img-2-3d-specific. In this category, users specify the desired viewpoints (e.g., left, front, right, rear) for the generated images. The instruction format includes: “Please analyze the object in the image and provide a descriptive caption. Provide the image from the $\langle v \rangle$.” The token $\langle v \rangle$ represents any combination of the predefined viewpoints.

2) **Caption-based tasks**: In caption-based tasks, only text instructions are used as input, with caption information specified in the instructions. Similar to image-based tasks, novel views can be synthesized from either surrounding or specific viewpoints:

Text-2-3d-around. The example instruction is “Please generate images from $\langle v \rangle$ different perspectives around the object based on the description $\langle c \rangle$.” And $\langle c \rangle$ will be replaced by the input caption.

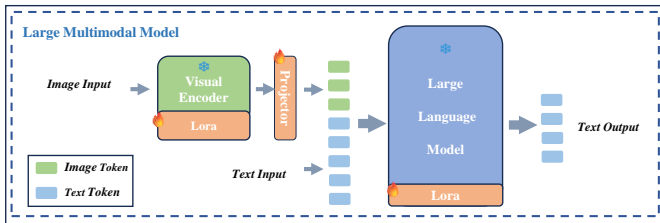


Fig. 3. Training of LLaVA. We freeze the language model and the visual encoder, adding the LoRA module into both the visual encoder and the LLM.

Text-2-3d-specific. The input format is “Please provide the images from the $\langle v \rangle$ based on the description $\langle c \rangle$.”

3) *Related-view-based task*: In this category, a single reference image is also used, but the instruction focuses on indicating relative changes in viewpoint rather than providing global viewpoint information.

Img-2-3d-degree. Its instruction format is “please analyze the object in the image and provide a descriptive caption. Provide the image with the camera rotated by $\langle d \rangle$ degrees.” Here $\langle d \rangle$ is a random rotation degree in $(-360, 360)$.

4) *Answer format*: As shown in Table I, we design similar templates with varying content for the five tasks. The task and azimuth fields are essential for all tasks, while the caption field is exclusive to the Image-based and Related-view-based tasks, which require caption generation from the reference image. The azimuth field serves as a critical condition for multi-view diffusion models, defining global azimuth angles (e.g. 0° for a front view) that are either evenly distributed or specified in the instruction, within the range $[0, 360)$. For related-view tasks, azimuths are simplified to the original and rotated global angles of the reference image.

TABLE I
VIEW-BASED INSTRUCTIONS DESIGNED FOR NOVEL VIEW SYNTHESIS.
THE NAMES OF TASKS AND GROUPS ARE ABBREVIATED.

Group	Task Name	Answer Format
I-based	I-around	Task: I-around. Azimuth: $[d1, \dots, dn]$. Caption: ...
	I-specific	Task: I-specific. Azimuth: $[d1, \dots, dn]$. Caption: ...
C-based	T-around	Task: T-around. Azimuth: $[d1, \dots, dn]$.
	T-specific	Task: T-specific. Azimuth: $[d1, \dots, dn]$.
R-based	I-degree	Task: I-degree. Azimuth: $[d1, d2]$. Caption: ...

C. Efficient Fine-tuning

To efficiently fine-tune LLaVA [18] with limited GPU resources and data, we freeze the language model and visual encoder while integrating Low-Rank Adaptation (LoRA) [36] into both components, as shown in Fig. 3. Specifically, LoRA is applied to the weight matrices in the attention layers, facilitating parameter-efficient optimization.

IV. EXPERIMENTS

A. Implementation Details

We use a portion of the Objaverse [37] dataset to train and test our MVLLaVA model. Following the filtering approach of

LGM [38], we remove low-quality objects and those lacking textures, resulting in a subset of 80k 3D objects. Subsequently, each object is then centered and rendered from 32 uniformly sampled azimuth angles, with fixed camera elevation and radius, at a resolution of 256×256 . We use Cap3D [39] to generate captions for each object. When constructing the instruction dataset, we randomly select a task and a rendered image, then generate the instructions using GPT-4 [30] based on basic prompts. To evaluate MVLLaVA, 1,000 instructions are randomly designed, covering five distinct tasks.

We utilize LLaVA-1.5-7B [18] as our base multimodal model, which combines the Vicuna-7B large language model [40] with a visual encoder (ViT) [41]. ImageDream [12], MVDream [11], and Zero 1-to-3 [9] are utilized as downstream models for image-based, caption-based, and related-view tasks, respectively. During training, the LoRA dimensions are set to 128 and are inserted into the visual encoder and LLM of LLaVA. The model is trained for 1 epoch, with a batch size of 2 per GPU, using an initial learning rate of $2e-4$.

Metrics. To evaluate MVLLaVA’s performance, four distinct metrics are designed to assess the model’s capabilities:

- **Task Accuracy (TA)**: Measures the model’s accuracy in distinguishing task types. A prediction is considered correct if the predicted task fully matches the actual task.
- **Azimuth Accuracy (AA)**: For the img-2-3d-degree task, this metric verifies the consistency of azimuth changes before and after rotation. For other tasks, it evaluates the accuracy of predicted azimuths against the actual values.
- **Caption BLUE-score (CB)**: The CB metric evaluates the quality of predicted captions using the BLEU score [42], which provides an assessment of word accuracy.
- **Caption CLIP-score (CC)**: The CC metric assesses the semantic similarity between generated captions and actual captions by CLIP [43] score similarity.

B. Ablation Study

We conduct an ablation study by fine-tuning different components of LLaVA, resulting in three models: MVLLaVA-L (fine-tuning only the LLM), MVLLaVA-V (fine-tuning only the ViT), and MVLLaVA (fine-tuning both the ViT and LLM). As shown in Table II, MVLLaVA consistently outperforms the others, underscoring the significance of joint fine-tuning. Specifically, MVLLaVA-L and MVLLaVA exhibit similar performance levels, while MVLLaVA-V performs notably worse, primarily due to the lack of ViT fine-tuning for caption-based tasks. This highlights the necessity of fine-tuning both components to achieve optimal performance across diverse tasks.

C. Evaluation on Different Tasks

We evaluate MVLLaVA and present the experimental results across different tasks in Table III. MVLLaVA achieves a task accuracy of 100% and an azimuth accuracy of 97.5%, demonstrating its proficiency in recognizing novel view synthesis tasks and accurately interpreting azimuth angles. Additionally,

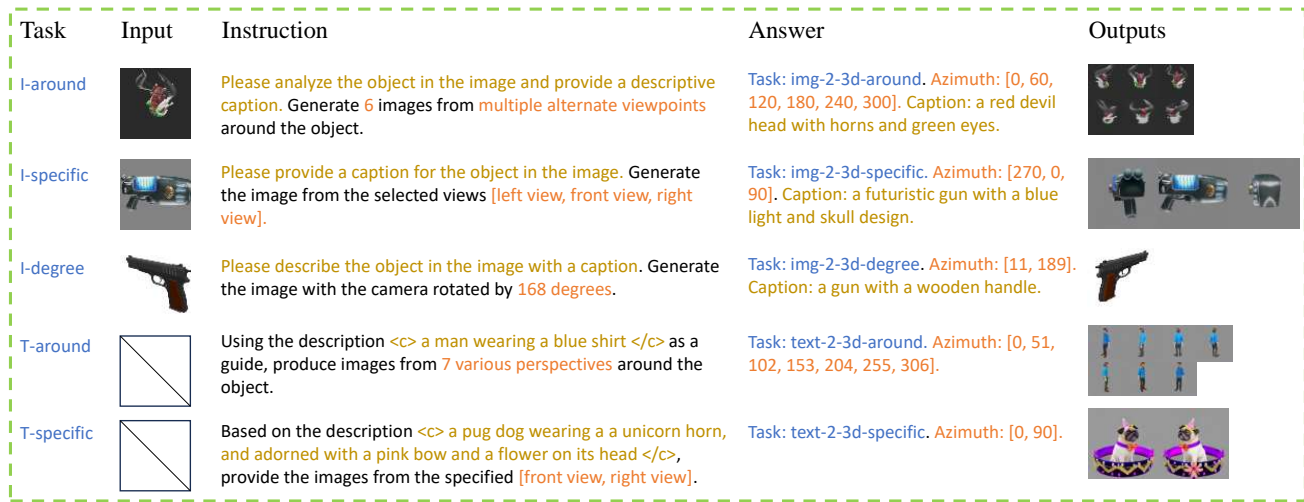


Fig. 4. The Qualitative results of MVLLaVA across five different tasks, where “I” denotes “Img-2-3d” and “T” denotes “Text-2-3d”.

TABLE II
THE ABLATION STUDY OF MVLLaVA.

Model	TA \uparrow	AA \uparrow	CB \uparrow	CC \uparrow	Avg. \uparrow
MVLLaVA-L	1.0	0.969	0.557	0.797	0.830
MVLLaVA-V	0.6	0.49	0.548	0.780	0.604
MVLLaVA	1.0	0.975	0.566	0.802	0.836

TABLE III
THE QUANTITATIVE RESULTS OF MVLLaVA ACROSS FIVE DIFFERENT TASKS, WHERE “I” DENOTES “IMG-2-3D” AND “T” DENOTES “TEXT-2-3D”.

Tasks	Metrics			
	TA	AA	CB	CC
I-around	1.0	1.0	0.570	0.805
I-specific	1.0	1.0	0.566	0.801
T-around	1.0	1.0	-	-
T-specific	1.0	1.0	-	-
I-degree	1.0	0.875	0.563	0.799
Avg.	1.0	0.975	0.566	0.802

the CB score of 0.566 and CC score of 0.802 highlight its capabilities in caption prediction, supporting downstream image generation models.

TABLE IV
THE QUANTITATIVE RESULTS OF MVLLaVA COMPARED WITH SOTA MODELS.

Model	TA \uparrow	AA \uparrow	CB \uparrow	CC \uparrow	Avg. \uparrow
GPT-4o [44]	0.989	0.993	0.497	0.753	0.807
Claude-3.5-Sonnet [45]	0.993	0.977	0.475	0.745	0.797
MVLLaVA	1.0	0.975	0.566	0.802	0.836

D. Comparisons with State-of-the-art Models

We compare our MVLLaVA with state-of-the-art large multimodal models, GPT-4o [44] and Claude-3.5-Sonnet [45].

As shown in Table IV, MVLLaVA outperforms the current SOTA models across all metrics except for the AA metric. Moreover, MVLLaVA achieves an overall average metric score of 0.836, surpassing GPT-4o’s score of 0.807. Notably, our model utilizes a 7B version of LLaVA, which highlights its strong performance despite having fewer parameters compared to the SOTA models. Additionally, while GPT-4o and Claude-3.5-Sonnet require supplementary information such as task descriptions and answer formats, MVLLaVA only needs pre-defined instructions, offering users greater convenience.

E. Qualitative Results

Fig. 4 visualizes MVLLaVA’s multi-view generation outputs based on various task instructions. MVLLaVA effectively identifies the relevant tasks and accurately extracts the required information for downstream models, producing the desired outputs. The flexibility in input instructions further highlights its versatility in handling diverse human instructions. More results are visualized from Fig. 5 to Fig. 9. It is noteworthy that MVLLaVA features a loosely coupled design between the multimodal large model and the multi-view diffusion models. This design allows MVLLaVA to be easily applied to various multi-view diffusion models with minimal adjustments to the post-processing module, specifically involving slight modifications in the handling of azimuth angles.

V. CONCLUSION

In this paper, we introduce MVLLaVA, an intelligent agent designed to overcome the limitations of current multi-view diffusion models in novel view synthesis. By integrating multiple diffusion models with LLaVA, MVLLaVA offers exceptional flexibility, adapting to a wide range of inputs and instructions. The careful design and efficient fine-tuning of task-specific instruction templates further enhance its performance across various scenarios. Experimental results validate the robustness and versatility of MVLLaVA, highlighting its potential as a powerful solution for unified multi-view generation tasks.

REFERENCES

- [1] B. Mildenhall, P. P. Srinivasan, M. Tancik, J. T. Barron, R. Ramamoorthi, and R. Ng, "Nerf: Representing scenes as neural radiance fields for view synthesis," *Communications of the ACM*, vol. 65, no. 1, pp. 99–106, 2021.
- [2] T. Müller, A. Evans, C. Schied, and A. Keller, "Instant neural graphics primitives with a multiresolution hash encoding," *ACM transactions on graphics (TOG)*, vol. 41, no. 4, pp. 1–15, 2022.
- [3] Z. Wang, S. Wu, W. Xie, M. Chen, and V. A. Prisacariu, "Nerf-: Neural radiance fields without known camera parameters," *arXiv preprint arXiv:2102.07064*, 2021.
- [4] A. Pumarola, E. Corona, G. Pons-Moll, and F. Moreno-Noguer, "D-nerf: Neural radiance fields for dynamic scenes," in *Proceedings of the IEEE/CVF Conference on Computer Vision and Pattern Recognition*, 2021, pp. 10318–10327.
- [5] B. Kerbl, G. Kopanas, T. Leimkühler, and G. Drettakis, "3d gaussian splatting for real-time radiance field rendering," *ACM Trans. Graph.*, vol. 42, no. 4, pp. 139–1, 2023.
- [6] Z. Yu, A. Chen, B. Huang, T. Sattler, and A. Geiger, "Mip-splatting: Alias-free 3d gaussian splatting," in *Proceedings of the IEEE/CVF Conference on Computer Vision and Pattern Recognition*, 2024, pp. 19447–19456.
- [7] X. Li, Q. Zhang, D. Kang, W. Cheng, Y. Gao, J. Zhang, Z. Liang, J. Liao, Y.-P. Cao, and Y. Shan, "Advances in 3d generation: A survey," *arXiv preprint arXiv:2401.17807*, 2024.
- [8] D. Watson, W. Chan, R. Martin-Brualla, J. Ho, A. Tagliasacchi, and M. Norouzi, "Novel view synthesis with diffusion models," *arXiv preprint arXiv:2210.04628*, 2022.
- [9] R. Liu, R. Wu, B. Van Hoorick, P. Tokmakov, S. Zakharov, and C. Vondrick, "Zero-1-to-3: Zero-shot one image to 3d object," in *Proceedings of the IEEE/CVF international conference on computer vision*, 2023, pp. 9298–9309.
- [10] R. Shi, H. Chen, Z. Zhang, M. Liu, C. Xu, X. Wei, L. Chen, C. Zeng, and H. Su, "Zero123++: a single image to consistent multi-view diffusion base model," *arXiv preprint arXiv:2310.15110*, 2023.
- [11] Y. Shi, P. Wang, J. Ye, M. Long, K. Li, and X. Yang, "Mvdream: Multi-view diffusion for 3d generation," *arXiv preprint arXiv:2308.16512*, 2023.
- [12] P. Wang and Y. Shi, "Imagedream: Image-prompt multi-view diffusion for 3d generation," *arXiv preprint arXiv:2312.02201*, 2023.
- [13] R. Gao, A. Holynski, P. Henzler, A. Brussee, R. Martin-Brualla, P. Srinivasan, J. T. Barron, and B. Poole, "Cat3d: Create anything in 3d with multi-view diffusion models," *arXiv preprint arXiv:2405.10314*, 2024.
- [14] G. Di Giacomo, G. Franzese, T. Cerquitelli, C. F. Chiasserini, and P. Michiardi, "Dimvis: Diffusion-based multi-view synthesis," in *ICML 2024 Workshop on Structured Probabilistic Inference & Generative Modeling*, 2024.
- [15] H.-Y. Tseng, Q. Li, C. Kim, S. Alsisan, J.-B. Huang, and J. Kopf, "Consistent view synthesis with pose-guided diffusion models," in *Proceedings of the IEEE/CVF Conference on Computer Vision and Pattern Recognition*, 2023, pp. 16773–16783.
- [16] R. Rombach, A. Blattmann, D. Lorenz, P. Esser, and B. Ommer, "High-resolution image synthesis with latent diffusion models," in *Proceedings of the IEEE/CVF conference on computer vision and pattern recognition*, 2022, pp. 10684–10695.
- [17] H. Liu, C. Li, Q. Wu, and Y. J. Lee, "Visual instruction tuning," *Advances in neural information processing systems*, vol. 36, 2024.
- [18] H. Liu, C. Li, Y. Li, and Y. J. Lee, "Improved baselines with visual instruction tuning," in *Proceedings of the IEEE/CVF Conference on Computer Vision and Pattern Recognition*, 2024, pp. 26296–26306.
- [19] J. Ho, A. Jain, and P. Abbeel, "Denoising diffusion probabilistic models," *Advances in neural information processing systems*, vol. 33, pp. 6840–6851, 2020.
- [20] J. Sohl-Dickstein, E. Weiss, N. Maheswaranathan, and S. Ganguli, "Deep unsupervised learning using nonequilibrium thermodynamics," in *International conference on machine learning*. PMLR, 2015, pp. 2256–2265.
- [21] W. Peebles and S. Xie, "Scalable diffusion models with transformers," in *Proceedings of the IEEE/CVF International Conference on Computer Vision*, 2023, pp. 4195–4205.
- [22] S. Luo and W. Hu, "Diffusion probabilistic models for 3d point cloud generation," in *Proceedings of the IEEE/CVF conference on computer vision and pattern recognition*, 2021, pp. 2837–2845.
- [23] A. Karnewar, A. Vedaldi, D. Novotny, and N. J. Mitra, "Holodiffusion: Training a 3d diffusion model using 2d images," in *Proceedings of the IEEE/CVF conference on computer vision and pattern recognition*, 2023, pp. 18423–18433.
- [24] S. Wu, Y. Lin, F. Zhang, Y. Zeng, J. Xu, P. Torr, X. Cao, and Y. Yao, "Direct3d: Scalable image-to-3d generation via 3d latent diffusion transformer," *arXiv preprint arXiv:2405.14832*, 2024.
- [25] V. Sitzmann, M. Zollhöfer, and G. Wetzstein, "Scene representation networks: Continuous 3d-structure-aware neural scene representations," *Advances in Neural Information Processing Systems*, vol. 32, 2019.
- [26] B. Peng, C. Li, P. He, M. Galley, and J. Gao, "Instruction tuning with gpt-4," *arXiv preprint arXiv:2304.03277*, 2023.
- [27] S. Zhang, L. Dong, X. Li, S. Zhang, X. Sun, S. Wang, J. Li, R. Hu, T. Zhang, F. Wu *et al.*, "Instruction tuning for large language models: A survey," *arXiv preprint arXiv:2308.10792*, 2023.
- [28] L. Ouyang, J. Wu, X. Jiang, D. Almeida, C. Wainwright, P. Mishkin, C. Zhang, S. Agarwal, K. Slama, A. Ray, I. Akkaya, F. L. Aleman, D. Almeida, J. Altenschmidt, S. Altman, S. Anadkat *et al.*, "Gpt-4 technical report," *arXiv preprint arXiv:2303.08774*, 2023.
- [29] OpenAI, "ChatGPT," <https://openai.com/blog/chatgpt/>, 2023.
- [30] J. Achiam, S. Adler, S. Agarwal, L. Ahmad, I. Akkaya, F. L. Aleman, D. Almeida, J. Altenschmidt, S. Altman, S. Anadkat *et al.*, "Gpt-4 technical report," *arXiv preprint arXiv:2303.08774*, 2023.
- [31] D. Zhu, J. Chen, X. Shen, X. Li, and M. Elhoseiny, "Minigt-4: Enhancing vision-language understanding with advanced large language models," *arXiv preprint arXiv:2304.10592*, 2023.
- [32] X. Lan, J. Xue, J. Qi, D. Jiang, K. Lu, and T.-S. Chua, "ExpIIm: Towards chain of thought for facial expression recognition," *arXiv preprint arXiv:2409.02828*, 2024.
- [33] W. Wang, Z. Chen, X. Chen, J. Wu, X. Zhu, G. Zeng, P. Luo, T. Lu, J. Zhou, Y. Qiao *et al.*, "VisionIIm: Large language model is also an open-ended decoder for vision-centric tasks," *Advances in Neural Information Processing Systems*, vol. 36, 2024.
- [34] D. Wang, S. Xuan, and S. Zhang, "LoClIm: Exploiting generalizable human keypoint localization via large language model," in *Proceedings of the IEEE/CVF Conference on Computer Vision and Pattern Recognition*, 2024, pp. 614–623.
- [35] J. Li, D. Li, S. Savarese, and S. Hoi, "Blip-2: Bootstrapping language-image pre-training with frozen image encoders and large language models," in *International conference on machine learning*. PMLR, 2023, pp. 19730–19742.
- [36] E. J. Hu, Y. Shen, P. Wallis, Z. Allen-Zhu, Y. Li, S. Wang, L. Wang, and W. Chen, "Lora: Low-rank adaptation of large language models," *arXiv preprint arXiv:2106.09685*, 2021.
- [37] M. Deitke, D. Schwenk, J. Salvador, L. Weihs, O. Michel, E. VanderBilt, L. Schmidt, K. Ehsani, A. Kembhavi, and A. Farhadi, "Objaverse: A universe of annotated 3d objects," in *Proceedings of the IEEE/CVF Conference on Computer Vision and Pattern Recognition*, 2023, pp. 13142–13153.
- [38] J. Tang, Z. Chen, X. Chen, T. Wang, G. Zeng, and Z. Liu, "Lgm: Large multi-view gaussian model for high-resolution 3d content creation," *arXiv preprint arXiv:2402.05054*, 2024.
- [39] T. Luo, C. Rockwell, H. Lee, and J. Johnson, "Scalable 3d captioning with pretrained models," *Advances in Neural Information Processing Systems*, vol. 36, 2024.
- [40] L. Zheng, W.-L. Chiang, Y. Sheng, S. Zhuang, Z. Wu, Y. Zhuang, Z. Lin, Z. Li, D. Li, E. P. Xing, H. Zhang, J. E. Gonzalez, and I. Stoica, "Judging llm-as-a-judge with mt-bench and chatbot arena," 2023.
- [41] A. Dosovitskiy, "An image is worth 16x16 words: Transformers for image recognition at scale," *arXiv preprint arXiv:2010.11929*, 2020.
- [42] K. Papineni, S. Roukos, T. Ward, and W.-J. Zhu, "Bleu: a method for automatic evaluation of machine translation," in *Proceedings of the 40th annual meeting of the Association for Computational Linguistics*, 2002, pp. 311–318.
- [43] A. Radford, J. W. Kim, C. Hallacy, A. Ramesh, G. Goh, S. Agarwal, G. Sastry, A. Askell, P. Mishkin, J. Clark *et al.*, "Learning transferable visual models from natural language supervision," in *International conference on machine learning*. PMLR, 2021, pp. 8748–8763.
- [44] OpenAI, "Hello gpt-4o," Available at: <https://openai.com/index/hello-gpt-4o/>, 2024, accessed: 2024-09-06.
- [45] Anthropic, "Introducing claude 3.5 sonnet," Available at: <https://www.anthropic.com/news/claude-3-5-sonnet>, 2024, accessed: 2024-09-06.

Img-2-3d-around









	Please analyze the image and describe the object within. Produce 4 images from several additional angles around the object.	Task: img-2-3d-around. Azimuth: [0, 90, 180, 270]. Caption: a sword with a gold handle.	
	Please analyze the image and describe the object within. Produce 5 images from several additional angles around the object.	Task: img-2-3d-around. Azimuth: [0, 72, 144, 216, 288]. Caption: a green and purple robot character.	
	Please analyze the object in the image and provide a descriptive caption. Generate 6 images from different perspectives around the object.	Task: img-2-3d-around. Azimuth: [0, 60, 120, 180, 240, 300]. Caption: a modern teal sofa with a black leather couch.	
	Please describe the object visible in the image with a detailed caption. Render 7 images from various other perspectives surrounding the object.	Task: img-2-3d-around. Azimuth: [0, 51, 102, 153, 204, 255, 306]. Caption: a red and black gaming chair with wheels.	
Input	Instruction	Answer	Outputs

Fig. 5. The Qualitative results of MVLLaVA on the Img-2-3d-around task. ImageDream [12] is used for multi-view diffusion.

Img-2-3d-specific











	Please provide a caption for the object in the image. Generate the image from the selected views [front view, left view, right view, rear view].	Task: img-2-3d-specific. Azimuth: [0, 270, 90, 180]. Caption: A low poly a red and black gun with a red handle.	
	Analyze the image and describe the object within it. Render the image from the [right view, left view, rear view].	Task: img-2-3d-specific. Azimuth: [90, 270, 180]. Caption: a missile.	
	Please analyze the object in the image and provide a descriptive caption. Generate the image from the specified views [rear view, right view, front view, left view].	Task: img-2-3d-specific. Azimuth: [180, 90, 0, 270]. Caption: a gun with an orange handle and a red and yellow color scheme.	
	Analyze the image and describe the object within it. Render the image from the [rear view, left view, front view, right view].	Task: img-2-3d-specific. Azimuth: [180, 270, 0, 90]. Caption: a girl in a dress with outstretched arms.	
	Please provide a caption for the object in the image. Generate the image from the selected views [rear view, left view].	Task: img-2-3d-specific. Azimuth: [180, 270]. Caption: Santa Claus.	
Input	Instruction	Answer	Outputs

Fig. 6. The Qualitative results of MVLLaVA on the Img-2-3d-specific task. ImageDream [12] is used for multi-view diffusion.

Img-2-3d-degree











	<p>Please describe the object in the image with a caption. Generate the image with the camera rotated by 152 degrees.</p>	<p>Task: img-2-3d-degree. Azimuth: [11, 163]. Caption: a skateboard ramp.</p>	
	<p>Please provide a caption for the object in the image. Generate the image after rotating the camera by 283 degrees.</p>	<p>Task: img-2-3d-degree. Azimuth: [56, 339]. Caption: a chocolate ice cream.</p>	
	<p>Please examine the object in the image and give a descriptive caption. Rotate the camera by -101 degrees and provide the resulting image.</p>	<p>Task: img-2-3d-degree. Azimuth: [135, 34]. Caption: a pink car.</p>	
	<p>Please analyze the object in the image and provide a descriptive caption. Provide the image with the camera rotated by -164 degrees.</p>	<p>Task: img-2-3d-degree. Azimuth: [112, 308]. Caption: a green and red dinosaur with a red tail.</p>	
	<p>Please analyze the object in the image and provide a descriptive caption. Provide the image with the camera rotated by 98 degrees.</p>	<p>Task: img-2-3d-degree. Azimuth: [11, 109]. Caption: a Spartan warrior holding a sword.</p>	
Input	Instruction	Answer	Outputs

Fig. 7. The Qualitative results of MVLLaVA on the Img-2-3d-degree task. Zero123 [9] is used for multi-view diffusion.

Text-2-3d-around





<p>According to the description <c> a military tank </c>, create images from 3 different perspectives encircling the object.</p>	<p>Task: text-2-3d-around. Azimuth: [0, 120, 240].</p>	
<p>Using the description <c> a green and black LEGO racing car with a futuristic design </c> as a guide, produce images from 4 various perspectives around the object.</p>	<p>Task: text-2-3d-around. Azimuth: [0, 90, 180, 270].</p>	
<p>Based on the description <c> Boeing 747-400 royalty-free for 3ds Max </c>, generate images from 5 different angles surrounding the object.</p>	<p>Task: text-2-3d-around. Azimuth: [0, 72, 144, 216, 288].</p>	
<p>Based on the description <c> a human skeleton with arms outstretched </c>, generate images from 6 different angles surrounding the object.</p>	<p>Task: text-2-3d-around. Azimuth: [0, 60, 120, 180, 240, 300].</p>	
Instruction	Answer	Outputs

Fig. 8. The Qualitative results of MVLLaVA on the text-2-3d-around task. MVdream [11] is used for multi-view diffusion.

Text-2-3d-specific

Based on the description <c> a toothy skeleton monster with a knife and dinosaur features </c>, provide the images from the specified [rear view, front view].

Task: text-2-3d-specific.
Azimuth: [180, 0].



Using the description <c> Humvee Military Vehicle </c> as a reference, generate the images from the [front view, left view].

Task: text-2-3d-specific.
Azimuth: [0, 270].



Please generate the images from the [front view, left view, rear view] according to the description <c> a stuffed dog on a rug </c>.

Task: text-2-3d-specific.
Azimuth: [0, 270, 180].



Create the images from the [right view, left view, front view] based on the given description <c> a pumpkin with a wooden handle and low poly design </c>.

Task: text-2-3d-specific.
Azimuth: [90, 270, 0]



Based on the description <c> an open wooden pirate chest with red and blue accents </c>, provide the images from the specified [front view, right view, left view, rear view].

Task: text-2-3d-specific.
Azimuth: [0, 90, 270, 180].



Instruction

Answer

Outputs

Fig. 9. The Qualitative results of MVLLaVA on the text-2-3d-specific task. MVdream [11] is used for multi-view diffusion.