

Benchmarking Chinese Knowledge Rectification in Large Language Models

Tianhe Lu^{1*}, Jizhan Fang^{1*}, Yunzhi Yao^{1*}, Xin Xu², Ningyu Zhang^{1†}, Huajun Chen^{1†}

¹Zhejiang University ²University of California, San Diego
{fangjizhan, yyztodd, zhangningyu}@zju.edu.cn, xinxucs@ucsd.edu,

Abstract

While Large Language Models (LLMs) exhibit remarkable generative capabilities, they are not without flaws, particularly in the form of hallucinations. This issue is even more pronounced when LLMs are applied to specific languages and domains. For example, LLMs may generate nonsense information when handling Chinese ancient poetry, proverbs, or idioms, owing to the lack of specific knowledge. To this end, this paper introduces a benchmark for rectifying Chinese knowledge in LLMs via knowledge editing. Specifically, we introduce a new Chinese dataset, **CKnowEdit**, by collecting seven type of knowledge from various sources, including classical texts, idioms, and content from Baidu Tieba Ruozhiba, thereby accounting for the unique polyphony, antithesis, and logical constructs inherent in the Chinese language. Through the analysis of this dataset, we uncover the challenges faced by current LLMs in mastering Chinese. Furthermore, our evaluation of state-of-the-art knowledge editing techniques on this dataset unveil the substantial scope for advancement in the rectification of Chinese knowledge¹.

Introduction

Large Language Models (LLMs) have demonstrated extraordinary proficiency across a wide range of natural language processing tasks. However, their reliance on training data and the lack of explicit knowledge representation often lead to issues such as hallucinations, bias, and the production of offensive content in their outputs (Zhao et al. 2023; Huang et al. 2023a; Liu et al. 2023; Sun et al. 2024). For LLMs specializing in specific languages and domains, this issue is even more pronounced. For example, LLMs may generate nonsense information when handling Chinese idioms, as shown in Figure 1. Since Chinese possesses its own logographic script, distinctive phonology, and unique literary forms, such as poetry representing a rich and distinct body of knowledge intrinsic to the Chinese language and culture, the lack of domain-specific knowledge in Chinese has led to a decline in the practical usability of LLMs, highlighting an urgent need to improve the capability of Chinese LLMs to address these deficiencies (Xu et al. 2023).

*Equal contribution and shared co-first authorship.

†Corresponding Author.

¹Code and dataset are available at <https://github.com/zjunlp/EasyEdit>

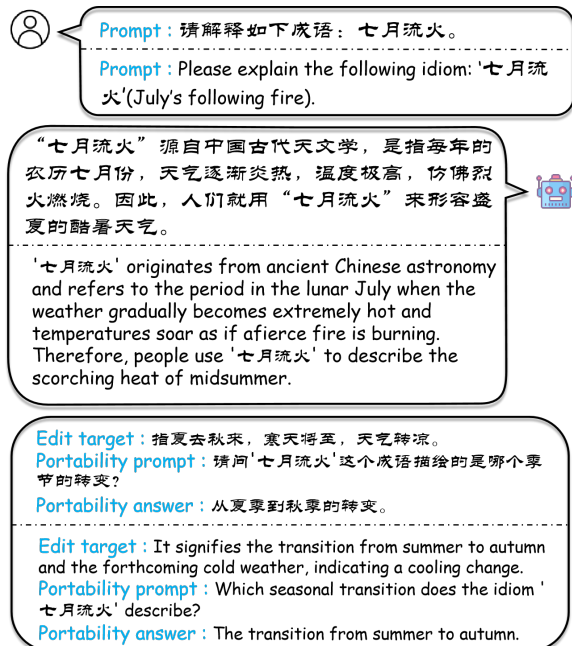


Figure 1: A running example in the proposed benchmark for Chinese knowledge rectification in LLMs, **CKnowEdit**, illustrating how direct translation may cause the original meaning to be lost. Edit target refers to the knowledge editing target; portability prompt and answer refers to the example for evaluating the generalization ability of knowledge editing.

In this work, we propose to rectify Chinese knowledge in LLMs via knowledge editing, a technique enabling LLMs to generate more accurate, coherent, and trustworthy content (Yao et al. 2023; Wang et al. 2023b; Zhang et al. 2024; Hu et al. 2024; Ni et al. 2023; Wei et al. 2024b; Wang et al. 2024b; Padmanabhan et al. 2023; Qiao, Liu, and Na 2024; Chen et al. 2024; Li et al. 2024; Hase et al. 2024). Nevertheless, current research on knowledge editing predominantly concentrates on English-language literature (Cao, Aziz, and Titov 2021; Meng et al. 2022; Wu et al. 2024), and utilizes data derived from the Wikipedia corpus, which introduces an Anglo-centric bias. Recently, there have been some multilingual datasets (Wang et al. 2023a; Xie et al. 2024; Wei et al. 2024a; Nie et al. 2024) that contain pairs of English

and other languages, attempting to explore editing methods for different languages. However, these datasets are often created by translating the English corpus into another language, and translation (Vanmassenhove, Shterionov, and Way 2019; Berman and Venuti 2021) has been shown failing to capture the intricate linguistic features and cultural nuances inherent to special language, resulting in a loss of lexical richness and diversity. Meanwhile, these works are primarily designed to assess the coherence of current editing methods between different languages and are not suitable for research on language-specific (a.k.a. Chinese) knowledge editing methods or for understanding LLMs’ representation of specific languages.

Therefore, we construct a new Chinese dataset, **CKnowEdit**, which takes into account language-specific characteristics, ensuring that the data is not only linguistically accurate but also culturally matched. This dataset not only allows us to evaluate the effectiveness of current knowledge editing methods but also provides insights into the model’s representation of the language. To ensure the quality and diversity of CKnowEdit, we collect data from a variety of sources, including classical literature, modern colloquialisms, and Baidu Tieba Ruozhiba (Bai et al. 2024). Specifically, we select and manually annotate data to address common misunderstandings and cultural misinterpretations in current open-sourced LLMs. First, we identify and annotate data that highlights the misconceptions and errors in the predictions made by LLMs, which involves a thorough review of the model’s outputs and a selection of instances the model predicts incorrectly. We then manually verify the accuracy and relevance of the information, ensuring that the updates to the model’s knowledge base are both factually correct and contextually appropriate. Figure 1 provides a sample from the dataset, complete with an English translation. We finally organize these data into seven distinct types of Chinese-specific knowledge, including *Ancient Poetry*, *Proverbs*, *Idioms*, *Phonetic Notation*, *Classical Chinese*, *Geographical Knowledge* and *Ruozhiba*. Each of these categories reflects unique knowledge aspects of the Chinese language and culture.

To benchmark the effectiveness of knowledge editing methods on Chinese text, we evaluate four representative methods on the **CKnowEdit** dataset. To focus on the capability of LLMs to generate answers, we use both word-level overlap and semantic vector similarity to evaluate the performance of the edited models (Details in Task Evaluation in Figure 2). The results demonstrate the challenges presented by the dataset and underscore the need for more sophisticated Chinese knowledge editing approaches in the future. Our major contributions are as follows:

- We propose a new Chinese dataset CKnowEdit to benchmark Chinese knowledge rectification in LLMs, which contains 1,760 instances across seven Chinese-specific types of knowledge.
- We report the empirical results of recent knowledge editing baselines on CKnowEdit, revealing their limitations when applied to Chinese literature.
- We further explore the challenges of Chinese knowledge editing and the struggles faced by existing models in un-

derstanding Chinese language and culture.

Related Work

Current knowledge editing approaches can be categorized into two main types: preserving existing parameters and entailing modification. The preservative methods incorporate explicit memory and prompting techniques to rectify model predictions. Examples include SERAC (Mitchell et al. 2022b) and IKE (Zheng et al. 2023). Some modify the Feed-forward Neural Network (FFN) layer, as exemplified by CaliNET (Dong et al. 2022), T-Patcher (Huang et al. 2023b) and GRACE (Hartvigsen et al. 2024). Alternatively, the locate-and-edit approaches have to locate the relevant neurons, then modify those parameters. Representative studies are KN (Dai et al. 2022), ROME (Meng et al. 2022), and MEMIT (Meng et al. 2023). Conversely, meta-learning approaches utilize a hyper-network to generate the weights for layers in LLMs, including KE (Cao, Aziz, and Titov 2021), MALMEN (Tan, Zhang, and Fu 2023) and MEND (Mitchell et al. 2022a).

To advance the field of knowledge editing, a multitude of datasets are being developed to explore the potential and impact of these methods. Existing knowledge editing datasets have largely centered on English-language texts, such as ZsRE (Cao, Aziz, and Titov 2021), Counterfact (Meng et al. 2022), KnowEdit (Zhang et al. 2024), and MQuAKE (Zhong et al. 2023). Some research (Deng et al. 2024; Rosati et al. 2024; Wu et al. 2024) has also introduced the concept of evaluating knowledge editing through unstructured text and long-form content, but these efforts have been predominantly limited to the English language. In a more inclusive direction, recent academic initiatives have broadened the scope of these datasets to include a multi-lingual dimension (Xie et al. 2024; Wei et al. 2024a; Nie et al. 2024). However, these datasets, while considering various languages, are often based on translations and parallel corpora, thereby overlooking the unique aspects of each specific language.

In summary, current knowledge editing methods are primarily tailored for dealing with factual knowledge in English, utilizing structured facts as the foundation for edits, typically in the form of subject-relation-object triplets from Wikipedia. In response, we propose a groundbreaking Chinese knowledge editing benchmark that encompasses culturally and linguistically relevant questions. This dataset more accurately reflects real-world applications, as it includes language-specific knowledge updates that are generally communicated through unstructured text. It also captures the unique imagery and connotations that are challenging for both humans and LLMs to fully grasp, thereby enhancing the depth and precision of language understanding.

Background: Knowledge Editing

Pioneered by Cao, Aziz, and Titov (2021), knowledge editing is designed to correct factual inaccuracies or update specific facts in a model without the need for comprehensive retraining. This approach is particularly appealing as it allows for the rectification of errors while maximizing the preservation of unrelated knowledge, thus maintaining the overall integrity and performance of the model.

The process of knowledge editing involves identifying a specific input-output pair, denoted as an edit descriptor (x_e, y_e) , where the current model’s prediction $f_\theta(x_e)$ does not align with the desired output y_e . The objective is to modify the model’s parameters from θ to θ_e such that the edited model f_{θ_e} accurately predicts the target output for the given input, i.e., $f_{\theta_e}(x_e) = y_e$. This transformation is achieved by concatenating the edit descriptor and then optimizing the model to maximize the conditional probability of the target output given the input, formally defined as:

$$\theta_e = \operatorname{argmax}_\theta P(y_e|x_e; \theta)$$

The significance of knowledge editing lies in its precision and efficiency. Unlike full retraining, which can be computationally expensive and time-consuming, knowledge editing focuses on making minimal yet impact changes to the model’s parameters. This targeted approach ensures that the model’s performance on unrelated tasks remains unaffected, thereby preserving the vast knowledge and skills the model has acquired during its initial pre-training phase.

CKnowEdit Dataset Construction

CKnowEdit is meticulously designed to more deeply discern the nuances and challenges inherent in the comprehension of the Chinese language by current LLMs, providing a robust resource for refining Chinese-specific knowledge within LLMs. All data utilized in the construction of this dataset is derived from publicly available sources on the Internet, ensuring that there are no copyright or intellectual property risks involved. The procedures employed in the creation of **CKnowEdit** and the associated statistical details are outlined in Figure 2.

We delve into diverse and authentic Chinese linguistic resources, including the rich tapestry of classical literature, the vibrant expressions of contemporary colloquial speech, and the unique cultural insights found within the Baidu Tieba forum known as Ruozhiba, each reflecting distinct facets of Chinese linguistic identity. Particularly, we select the common misunderstandings and cultural misinterpretations found in current large language models (Qwen-7B-Chat²) and build the editing dataset that targets these specific knowledge gaps. The construction process also includes a **human review** phase to verify the accuracy and relevance of the information, thereby ensuring that the edits made to the model’s knowledge base are reasonable and faithful. The details of construction for each type of knowledge are as follows:

Chinese Literary Knowledge. This kind of knowledge in CKnowEdit includes **Ancient Poetry**³, **Proverbs**⁴ and **Idioms**. The selection process involves identifying segments of text that commonly present challenges for language models, focusing on those that require a deep understanding of cultural context, historical significance, or linguistic detail.

²<https://huggingface.co/Qwen/Qwen-7B-Chat>

³<https://zhuanlan.zhihu.com/p/414484867>

⁴http://www.360doc.com/content/19/0218/14/39098269_815762159.shtml, http://www.360doc.com/content/19/0312/16/5784427_820995624.shtml, http://www.360doc.com/content/19/0126/14/55773589_811408910.shtml

These materials are drawn from reputable educational sources and cultural repositories, reflecting China’s rich educational standards and profound heritage. For example, ancient poetry and proverbs are sourced from well-recognized compilations commonly used in school curricula, such as the “Must-memory ancient poems for college entrance examination” for ancient poetry while idioms and phonetic notations are derived from collections known for their extensive usage and occasional misinterpretations, such as the “Common error-prone idioms and error-prone pronunciations” collection. Each category has been developed to address specific errors of biases in language understanding by LMs. For example, classical Chinese entries focus on polysemy and contextual meanings, which are often challenging for LLMs.

We initially obtain the generated texts by posing questions to the Qwen-7b-chat model (Bai et al. 2023) and collecting their responses. Then we collect the original prompt, the model’s incorrect response, and the accurate answer. The accurate answers are generated through GPT-4 (*gpt-4-turbo-2024-04-09*) (Achiam et al. 2023), utilizing human-crafted prompt templates designed to ensure the correction’s relevance and applicability. Each entry is then reviewed by humans, who correct the misinterpretations or misrepresentations in the entries given by the GPT-4 model. The annotation process depends on the online Chinese dictionary⁵ to ensure the knowledge is reliable.

Chinese Linguistic Knowledge. In Chinese, certain words exhibit multiple phonetic notations or meanings depending on their usage within different contexts. Similarly, the word may appear in various Classical Chinese sentences with different meanings, necessitating precise contextual understanding to ensure accurate interpretation. To address these nuances, the dataset includes entries where the same word appears in different sentences or phrases, requiring distinct phonetic annotations or interpretations. This part contains two parts: **Phonetic Notation**⁶, and **Classical Chinese**⁷ The construction part is the same as the literary knowledge, but additional human review steps are taken to generate entries for portability and locality since there are too many errors in the data entries generated by the GPT-4 model (likely because the knowledge about the usage of these languages in the GPT-4 model is also wrong.) For portability, entries are crafted to test if the language model can apply these distinctions across different scenarios, thereby understanding that a change in one instance should reflect correctly in similar uses. For locality, the dataset ensures that changes made to the word’s phonetic notation or meaning in one context do not erroneously alter its correct applications in others where its pronunciation or meaning should remain different.

Chinese Geographical Knowledge. The **Geographical Knowledge** dataset is carefully designed to correct and refine geographical commonsense data within language models, emphasizing the importance of accurate and contextually rel-

⁵<https://zd.hwxnet.com/>

⁶<https://zhuanlan.zhihu.com/p/599709230>

⁷<https://zhuanlan.zhihu.com/p/622859964>, <https://www.bilibili.com/read/cv20279857/>

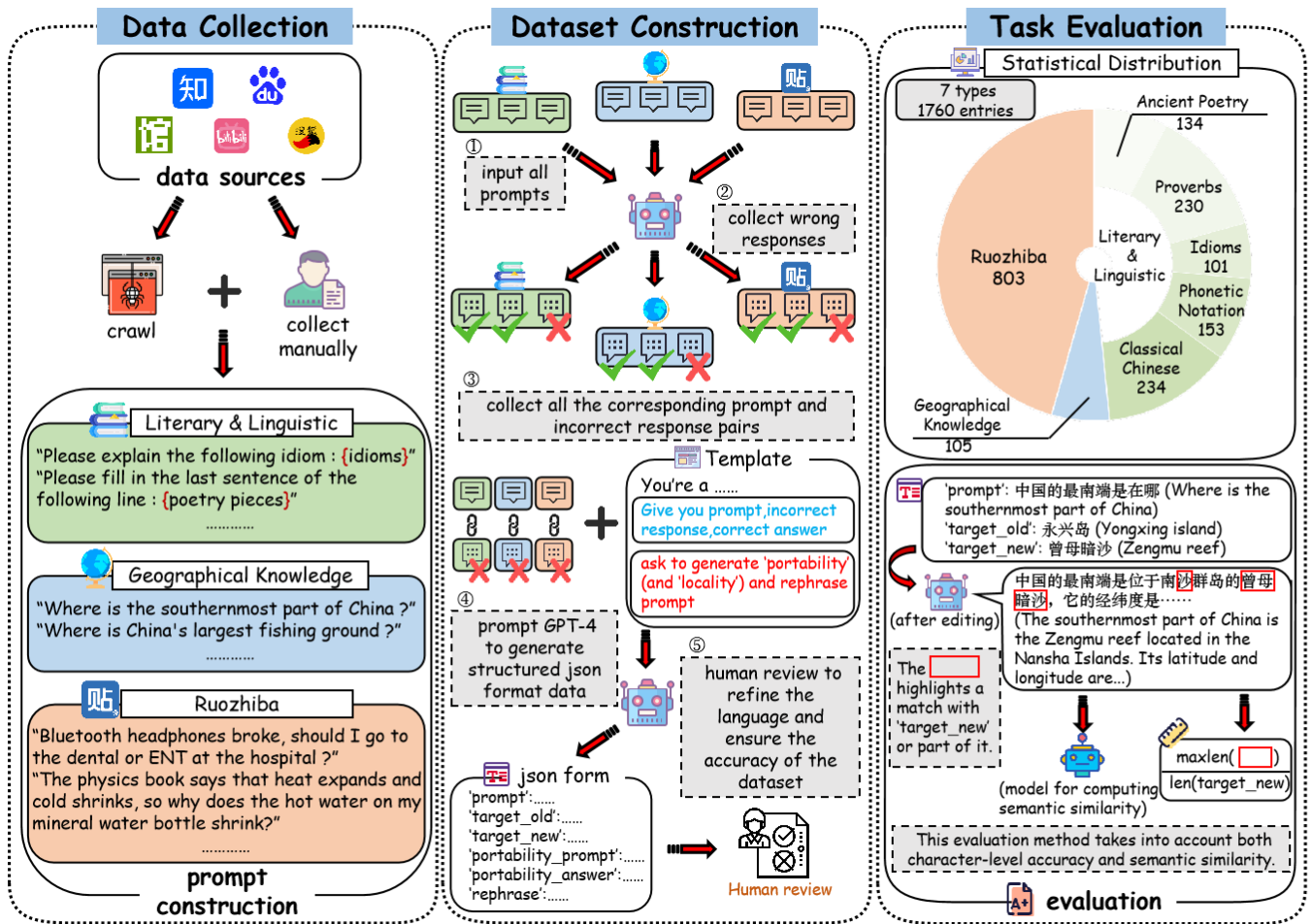


Figure 2: Overview of the **CKnowEdit** Dataset Construction Process. We collect data from various sources including classical texts, idioms, and content from Baidu Tieba Ruozhiba. The Qwen-7B-Chat model is queried to generate initial data with incorrect responses. These responses are then refined through the GPT-4 model using human-crafted templates focused on enhancing the portability and locality of the knowledge. We then ask human annotators (specially trained and inspected for data quality) to manually review the data to ensure accuracy and cultural relevance.

evant geographical information. The dataset is built upon a series of prompts which is human-crafted with specific geographical knowledge from Internet⁸. The incorrect answers provided by the model are documented. Each corresponding correct answer is sourced from reliable, authoritative texts. Each dataset entry consists of the original geographical prompt, the incorrect response from the Qwen-7b-chat model, and the correct answer. For each pair of prompts and responses, GPT-4 is employed again to generate additional prompts testing the LM’s ability to apply the corrected information in different but related contexts. For example, two-step logical reasoning about the knowledge of the position in the correct answer. After the initial generation and correction

⁸<https://baijiahao.baidu.com/s?id=1682950669904608106&wfr=spider&for=pc>, https://www.sohu.com/a/419822319_100941, <https://www.jingyanben.com/qitawendang/125282.html?page=1>, https://www.sohu.com/a/412325688_281347, http://www.360doc.com/content/20/06/13/11/7254176_918223750.shtml

with the help of GPT-4, each entry undergoes a human review process to refine the language and ensure the accuracy of the geographical data. This step is vital for validating the portability, making sure they align with the core factual correction and enhance the overall utility of the dataset.

Chinese Ruozhiba. The **Ruozhiba** (Bai et al. 2024) dataset is constructed from a subsection of Baidu Tieba known as Ruozhiba, which is famed for being a breeding ground for original, often humorous content that incorporates logical puzzles and philosophical musings. These characteristics make it an invaluable resource because the data in it requires not just linguistic understanding, but also the capability to handle logical traps. In order to collect the knowledge that the LLM incorrectly has, the selected Ruozhiba dataset content is the question sentences that typically include logical traps or require higher-order thinking to interpret correctly.

Each selected question is used as a prompt in interactions with both the Qwen-7b-chat and GPT4 models. Then we

Knowledge Type	Method	Edit Success \uparrow	Portability \uparrow	Locality \uparrow	Fluency \uparrow
Ancient Poetry	FT-M	42.10 / 55.32	<u>32.50</u> / 31.78	-	387.81 / 400.52
	AdaLoRA	<u>80.38</u> / 78.77	32.23 / 33.19	-	419.92 / 430.99
	ROME	54.87 / 36.12	33.12 / 28.64	-	464.68 / <u>455.98</u>
	GRACE	39.40 / 40.38	31.83 / <u>31.84</u>	-	408.47 / 336.47
	PROMPT	81.87 / <u>64.76</u>	31.23 / 24.83	-	<u>462.44</u> / 466.43
Proverbs	FT-M	44.53 / 58.30	48.26 / 49.26	-	438.17 / 383.77
	AdaLoRA	64.62 / 67.06	49.66 / 52.69	-	397.37 / 415.88
	ROME	63.96 / 59.31	47.99 / <u>50.31</u>	-	445.30 / 431.78
	GRACE	44.22 / 46.30	<u>48.41</u> / 49.76	-	359.65 / 336.65
	PROMPT	63.42 / <u>63.07</u>	46.62 / 48.34	-	435.69 / <u>427.31</u>
Idioms	FT-M	49.01 / 60.39	51.94 / 53.06	-	446.24 / 407.95
	AdaLoRA	66.29 / 74.90	55.26 / 56.63	-	430.25 / <u>432.79</u>
	ROME	64.79 / 60.81	52.47 / <u>56.30</u>	-	457.38 / 441.57
	GRACE	47.58 / 52.26	<u>52.50</u> / 53.08	-	428.56 / 381.15
	PROMPT	72.98 / <u>64.18</u>	41.75 / 44.07	-	444.56 / 414.91
Phonetic Notation	FT-M	78.04 / 68.34	72.28 / 64.46	82.17 / 61.29	475.13 / 387.05
	AdaLoRA	88.21 / 80.87	<u>76.37</u> / <u>67.36</u>	74.94 / 62.62	404.06 / <u>469.75</u>
	ROME	77.15 / 65.58	73.14 / 61.53	80.52 / 62.19	<u>486.19</u> / 462.08
	GRACE	76.63 / 64.67	69.68 / 59.48	81.98 / 65.46	409.53 / 351.32
	PROMPT	<u>84.89</u> / <u>72.95</u>	76.84 / 68.67	62.53 / 66.35	494.85 / 489.94
Classical Chinese	FT-M	42.79 / 73.22	<u>48.25</u> / 53.58	57.78 / 33.83	430.29 / 269.34
	AdaLoRA	65.17 / <u>55.89</u>	52.32 / 45.94	44.57 / <u>44.13</u>	286.61 / 330.09
	ROME	39.28 / 28.06	45.32 / 35.08	50.20 / 35.37	431.48 / 422.80
	GRACE	37.92 / 32.94	45.70 / 42.19	56.55 / 52.90	340.19 / 269.12
	PROMPT	<u>56.71</u> / 44.71	44.66 / 37.44	44.56 / 40.31	443.01 / 432.16
Geographical Knowledge	FT-M	47.30 / <u>73.02</u>	45.75 / <u>47.15</u>	-	448.90 / 260.36
	AdaLoRA	70.31 / 72.44	52.60 / 55.14	-	313.19 / 377.91
	ROME	52.81 / 49.64	43.89 / 42.85	-	427.50 / <u>408.85</u>
	GRACE	46.53 / 41.28	<u>46.42</u> / 45.30	-	305.06 / 221.22
	PROMPT	83.63 / 75.97	33.01 / 40.41	-	<u>436.11</u> / 409.53
Ruozhiba	FT-M	45.25 / 43.22	57.79 / 57.39	63.92 / 64.09	333.98 / 414.30
	AdaLoRA	71.07 / 51.54	62.25 / <u>60.55</u>	<u>66.57</u> / <u>66.13</u>	428.94 / 441.41
	ROME	<u>68.42</u> / 62.88	<u>60.35</u> / 61.23	68.91 / 70.19	413.37 / 428.03
	GRACE	45.16 / 39.83	57.64 / 56.86	63.41 / 63.97	452.39 / 442.60
	PROMPT	56.59 / <u>59.99</u>	55.34 / 56.34	59.68 / 59.69	<u>438.10</u> / 431.83

Table 1: Results (Qwen-7B-Chat/Baichuan2-7B-Chat) of some knowledge editing methods for LLMs. The symbol \uparrow refers to that higher numbers correspond to better performance. The bolded numbers and underlined numbers correspond to the best and second-best methods, respectively, for the same metric. We do not report the locality of Ancient Poetry, Proverbs, Idioms and Geographical Knowledge because it is challenging to rewrite such data in a way that aligns with Chinese knowledge (For those knowledge, we utilize generation fluency as side effectiveness evaluation metrics.).

collect the responses: where Qwen-7b-chat falters, typically providing incorrect or logically inconsistent answers, and where GPT-4 succeeds in delivering accurate responses. For each pair of prompts and responses, the GPT-4 is employed again to generate structured dataset entries with a prompt template that focuses on portability and locality. Portability involves creating additional prompts and answers that extend the application of the corrected knowledge to similar or related scenarios, testing the model’s ability to generalize the new information. And locality ensures that the corrections do not inadvertently affect the correct understanding of other unrelated pieces of knowledge. The last phase is a human review process to ensure that each entry is accurate by deleting the wrong data entry generated by GPT-4. Meanwhile, human review also helped correct some JSON format errors, as well as a small number of factual inaccuracies, ensuring

that the final version of the constructed dataset is error-free.

Experiments

Settings

We adopt *Qwen-7B-Chat*, and *Baichuan2-7B-Chat* models to conduct a series of tests aiming to evaluate our CKnowEdit dataset via knowledge editing. *Qwen-7B-Chat* is the original model used for data collection, providing baseline performance. The models are fine-tuned using knowledge editing techniques FT-M (Zhang et al. 2024), AdaLoRA (Zhang et al. 2023), ROME (Meng et al. 2022), and GRACE (Hartvigsen et al. 2024), to provide a new benchmark for Chinese Knowledge Edit dataset. Additionally, we designed a prompt template to facilitate the editing with PROMPT method. All the experiments are conducted by EasyEdit (Wang et al. 2024a)

and we use the default parameters of each method. We aim to assess the effectiveness of the CKnowEdit Dataset in refining and enhancing the knowledge base of LLMs through targeted knowledge edits. Each data entry from the dataset is used to modify the model’s knowledge, and the resultant changes in performance are measured using specific evaluation metrics.

Metrics

We employ several key evaluation metrics (Yao et al. 2023) that provide a comprehensive measure of the edits’ efficacy. These metrics are designed to not only validate the accuracy of the model’s post-edit responses but also to ensure that the edits contribute positively to the model’s overall knowledge and response quality:

- **Edit Success:** This metric measures how well the edits align the model’s responses with the expected outcomes, specifically assessing the correctness of the information provided by the model in response to the edited prompts.
- **Portability:** This measures the model’s capability to apply corrected knowledge to new, related prompts, assessing flexibility across contexts. It is crucial to test the model’s flexibility and adaptability in utilizing the edited information in various scenarios.
- **Locality:** This metric ensures that edits do not inadvertently affect unrelated areas of the model’s knowledge base. It helps maintain the integrity of the model’s comprehensive knowledge outside of the edited scopes.
- **Fluency:** Fluency measures the linguistic quality of the model’s outputs, focusing on how natural and diverse the text generation is after the edits. This is essential to ensure that the model’s language capabilities remain robust and unaffected by the knowledge editing process.

Previous work (Meng et al. 2022; Yao et al. 2023) mainly focuses on the fact editing and the computation of their metric on the target entities and computed by the token level (Wang et al. 2024a). However, CKnowEdit is an unstructured text knowledge editing dataset. Therefore, to evaluate the performance of current knowledge editing methods, we follow Deng et al. (2024) and employ **word-level overlap metrics ROUGE-L score (Lin 2004) and semantic similarity assessments using embedding encoders** (specifically, the paraphrase-multilingual-MiniLM-L12-v2 model⁹). We report the average of these two metrics. These methods provide insights into both the lexical fidelity and the deeper semantic accuracy of the model’s responses. Following ROME (Meng et al. 2022), fluency is measured by the weighted average of bi-gram and tri-gram entropy (Zhang et al. 2018). A decrease in these values indicates a reduction in text diversity, highlighting potential issues in the model’s ability to generate varied and natural-sounding language post-edit.

Main Results

The evaluation performance of CKnowEdit across two different models is shown in Table 1, corresponding to Qwen-7B-Chat, and Baichuan2-7B-Chat, respectively.

⁹<https://huggingface.co/sentence-transformers/paraphrase-multilingual-MiniLM-L12-v2>

Across most knowledge types for both models, the AdaLoRA method and PROMPT method consistently outperform other methods in terms of Edit Success. Portability scores are highest with AdaLoRA, suggesting that this method best enables the models to transfer edited knowledge effectively to related contexts, but overall, the existing methods are not very good at portability, which is a ubiquitous problem for other languages. The FT-M, ROME and GRACE methods show better locality results, indicating effective containment of edits within the targeted knowledge. In terms of Fluency, there are variations across knowledge types and methods, with Fluency generally better in Qwen-7B-Chat compared to Baichuan2-7B-Chat model. Across the various datasets examined, the GRACE method underperforms in comparison to other knowledge editing techniques. During our experiments, we observe that the GRACE method often leads the models to generate sentences that are repeated and lack coherence. This pattern suggests that the GRACE method may not be well-suited for tasks involving the editing of Chinese knowledge, which may be raised by the unique representation of the model matrix for Chinese.

In comparing the outcomes of our experiments with those typically seen with English knowledge editing datasets (Zhang et al. 2024), our Chinese dataset presents additional complexities and challenges. The difference between Chinese and English datasets fundamentally impacts knowledge editing due to inherent linguistic and cultural differences. In our experiments, the performances of *classical Chinese* are lower than other knowledge types, demonstrating the difficulty of Chinese cultural editing. The syntactic and semantic richness, coupled with a high context-dependency in Chinese, demands more sophisticated knowledge editing approaches to handle nuances such as polysemy and homophony, which are less prevalent in English. Traditional knowledge editing methods developed for English datasets often rely on direct lexical or syntactic modifications, which can be insufficient for Chinese due to its script and structure. For instance, methods effective in English (especially GRACE) cannot be applied directly to Chinese, where meaning can be significantly altered by the modification of a single character. Furthermore, cultural references and idiomatic expressions prevalent in Chinese require editing methods that are sensitive to underlying cultural contexts, which is not typically a focus in English language editing tools.

According to the aforementioned analysis, it is necessary to develop advanced knowledge editing techniques that are specifically tailored to accommodate the unique linguistic features and cultural richness of the Chinese language. These techniques should not only address the language’s structural aspects but also its deep-seated cultural elements to ensure the effectiveness and appropriateness of edits.

Case Study

As shown in Figure 3, in this case study, we examine the classical Chinese character: “熟” to assess the effectiveness of knowledge editing in handling interchangeable words. The Qwen-7B-Chat model initially fails to correctly interpret “熟” in a context where it does not mean “who” but rather “carefully” or “thoroughly”, which is an interchangeable word.

Before edit:

Prompt: 请解释孰在孰视之，自以为不如中的意思。仅需给出该字意思即可，无需解释全文。

孰在此句中意为“谁”或“哪一个”。

Edit target: 通“熟”，仔细地。

Portability prompt: 请解释孰在唯大王与群臣孰计议之中的用法。

Portability answer: 此处的孰通“熟”，意为深透；仔细。

Locality prompt: 请解释孰在我孰与城北徐公美中的意思。仅需给出该字意思即可，无需解释全文。

Locality answer: 谁。

After edit:

Prompt: 请解释孰在孰视之，自以为不如中的意思。仅需给出该字意思即可，无需解释全文。

通“熟”，仔细地，仔细地观察。

Portability prompt: 请解释孰在唯大王与群臣孰计议之中的用法。

Portability output: “孰在唯大王与群臣孰计议之”是一句古文，出自《左传·僖公二十四年》。这句话的翻译是：“谁能够最聪明地考虑这个问题呢？”“孰”是一个指示代词，意为“哪一个”，在这里表示疑问。

Locality prompt: 请解释孰在我孰与城北徐公美中的意思。仅需给出该字意思即可，无需解释全文。

Locality output: “在古代汉语中，“孰”是一个常用的疑问代词，意为“谁、哪个”，表示对某人或某事的询问或比较。

Chinese

Before edit:

Prompt: Please explain the meaning of '孰' in '孰视之，自以为不如'. Only the meaning of the characters is needed, no need to explain the full text.

'孰' in this sentence means 'who' or 'which one'.

Edit target: This is a interchangeable word for '熟' meaning 'carefully'.

Portability prompt: Please explain the usage of '孰' in '唯大王与群臣孰计议之'.

Portability answer: Here '孰' is a interchangeable word for '熟', meaning 'thorough; carefully'.

Locality prompt: Please explain the meaning of '孰' in '我孰与城北徐公美'. Only the meaning of the word is needed, not the whole text.

Locality answer: who.

After edit:

Prompt: Please explain the meaning of '孰' in '孰视之，自以为不如'. Only the meaning of the characters is needed, no need to explain the full text.

This is a interchangeable word for '熟' meaning 'carefully', carefully observe..

Portability prompt: Please explain the usage of '孰' in '唯大王与群臣孰计议之'.

Portability output: "唯大王与群臣孰计议之" is an ancient saying, from the "Zuo Zhuan · Duke Hee-Hee twenty-four years". It means "Who can think about this problem most intelligently?" "孰" is a demonstrative pronoun meaning "which one", in this case denoting a question.

Locality prompt: Please explain the meaning of '孰' in '我孰与城北徐公美'. Only the meaning of the word is needed, not the whole text.

Locality output: "In ancient Chinese, "孰" is a commonly used interrogative pronoun, meaning "who, which", which means to ask or compare someone or something.

English Translation

Figure 3: A case of using GRACE method to edit knowledge about classical Chinese in Qwen-7B-Chat. The English translation is provided on the right.

After editing, the model successfully adopts the correct interpretation, marking an edit success despite some repetitive outputs. For portability, the model is tested with a new prompt, checking if it could apply the corrected meaning in a similar but different context using interchangeable words. Unfortunately, the model fails to work effectively. The model produces an irrelevant and lengthy response that deviates from the expected concise explanation. This highlights the difficulties in ensuring that edits enhance the model's ability to generalize knowledge across different uses. The locality assessment is more positive, confirming that editing does not affect the model's ability to retain the original meaning of 孰 as “who” in contexts where this interpretation is correct. This demonstrates the precision of the edit, ensuring that changes are contextually bounded and do not disrupt unrelated knowledge.

Discussion on Chinese Knowledge Rectification

Current knowledge editing methodologies, originally designed for English language models, frequently encounter limitations when applied to Chinese datasets. These limita-

tions stem from an inability to encapsulate the nuances of Chinese linguistics and culture.

Firstly, the Chinese language typically requires more characters to convey the same information as English, with a higher incidence of overlapping terms. For instance, while “September” and “July” are distinct words in English, they both contain the same character 月 in Chinese. This characteristic poses a challenge for methods like ROME, which focus on the final token of a subject, often leading to inaccuracies in classical Chinese contexts. Consequently, there is an urgent need for innovative knowledge editing techniques tailored to the intricacies of Chinese language processing, ensuring models deliver more precise, culturally informed, and contextually appropriate outcomes. Secondly, China's rich tapestry of dialects and colloquialisms necessitates their integration into knowledge editing to broaden the utility of language models. Our experimental findings reveal that the transferability of literary knowledge is notably limited, suggesting that language models may be misapplying culturally specific content. Future research should aim to incorporate

these regional linguistic variations, enabling models to produce and comprehend language that more genuinely reflects the vernacular of local communities. Thirdly, exploring cross-linguistic knowledge transfer is also important for leveraging insights gained from one language to enhance model performance in another, particularly in multilingual contexts. This involves developing methods that facilitate the transfer of learned knowledge across different languages.

Conclusion

In this paper, we introduce **CKnowEdit**, a Chinese knowledge editing dataset tailored to capture the distinctive characteristics of the hieroglyphic calligraphy that defines the Chinese script. The dataset encompasses a variety of knowledge types, including Ancient Poetry, Proverbs, Idioms, and numerous other classical Chinese cultural and linguistic elements. Note that Chinese knowledge rectification can help enhance the trustworthiness in LLMs and improve their understanding of Chinese. The objective of CKnowEdit is to provide a comprehensive resource that reflects the depth and richness of the Chinese language and culture, enabling more precise knowledge editing for Chinese large language models. We hope the proposed dataset can inspire future work and provide insights to the AI community.

References

- Achiam, J.; Adler, S.; Agarwal, S.; Ahmad, L.; Akkaya, I.; Aleman, F. L.; Almeida, D.; Altenschmidt, J.; Altman, S.; Anadkat, S.; et al. 2023. Gpt-4 technical report. *arXiv preprint arXiv:2303.08774*.
- Bai, J.; Bai, S.; Chu, Y.; Cui, Z.; Dang, K.; Deng, X.; Fan, Y.; Ge, W.; Han, Y.; Huang, F.; et al. 2023. Qwen technical report. *arXiv preprint arXiv:2309.16609*.
- Bai, Y.; Du, X.; Liang, Y.; Jin, Y.; Liu, Z.; Zhou, J.; Zheng, T.; Zhang, X.; Ma, N.; Wang, Z.; Yuan, R.; Wu, H.; Lin, H.; Huang, W.; Zhang, J.; Chen, W.; Lin, C.; Fu, J.; Yang, M.; Ni, S.; and Zhang, G. 2024. COIG-CQIA: Quality is All You Need for Chinese Instruction Fine-tuning. *arXiv:2403.18058*.
- Berman, A.; and Venuti, L. 2021. Translation and the Trials of the Foreign. In *The translation studies reader*, 247–260. Routledge.
- Cao, N. D.; Aziz, W.; and Titov, I. 2021. Editing Factual Knowledge in Language Models. In Moens, M.; Huang, X.; Specia, L.; and Yih, S. W., eds., *Proceedings of the 2021 Conference on Empirical Methods in Natural Language Processing, EMNLP 2021, Virtual Event / Punta Cana, Dominican Republic, 7-11 November, 2021*, 6491–6506. Association for Computational Linguistics.
- Chen, C.; Huang, B.; Li, Z.; Chen, Z.; Lai, S.; Xu, X.; Gu, J.; Gu, J.; Yao, H.; Xiao, C.; Yan, X.; Wang, W. Y.; Torr, P.; Song, D.; and Shu, K. 2024. Can Editing LLMs Inject Harm? *CoRR*, abs/2407.20224.
- Dai, D.; Dong, L.; Hao, Y.; Sui, Z.; Chang, B.; and Wei, F. 2022. Knowledge Neurons in Pretrained Transformers. In Muresan, S.; Nakov, P.; and Villavicencio, A., eds., *Proceedings of the 60th Annual Meeting of the Association for Computational Linguistics (Volume 1: Long Papers), ACL 2022, Dublin, Ireland, May 22-27, 2022*, 8493–8502. Association for Computational Linguistics.
- Deng, J.; Wei, Z.; Pang, L.; Ding, H.; Shen, H.; and Cheng, X. 2024. UnKE: Unstructured Knowledge Editing in Large Language Models. *arXiv preprint arXiv:2405.15349*.
- Dong, Q.; Dai, D.; Song, Y.; Xu, J.; Sui, Z.; and Li, L. 2022. Calibrating Factual Knowledge in Pretrained Language Models. In Goldberg, Y.; Kozareva, Z.; and Zhang, Y., eds., *Findings of the Association for Computational Linguistics: EMNLP 2022, Abu Dhabi, United Arab Emirates, December 7-11, 2022*, 5937–5947. Association for Computational Linguistics.
- Hartvigsen, T.; Sankaranarayanan, S.; Palangi, H.; Kim, Y.; and Ghassemi, M. 2024. Aging with grace: Lifelong model editing with discrete key-value adaptors. *Advances in Neural Information Processing Systems*, 36.
- Hase, P.; Hofweber, T.; Zhou, X.; Stengel-Eskin, E.; and Bansal, M. 2024. Fundamental Problems With Model Editing: How Should Rational Belief Revision Work in LLMs? *arXiv preprint arXiv:2406.19354*.
- Hu, X.; Li, D.; Hu, B.; Zheng, Z.; Liu, Z.; and Zhang, M. 2024. Separate the Wheat from the Chaff: Model Deficiency Unlearning via Parameter-Efficient Module Operation. In Wooldridge, M. J.; Dy, J. G.; and Natarajan, S., eds., *Thirty-Eighth AAAI Conference on Artificial Intelligence, AAAI 2024, Thirty-Sixth Conference on Innovative Applications of Artificial Intelligence, IAAI 2024, Fourteenth Symposium on Educational Advances in Artificial Intelligence, EAAI 2014, February 20-27, 2024, Vancouver, Canada*, 18252–18260. AAAI Press.
- Huang, L.; Yu, W.; Ma, W.; Zhong, W.; Feng, Z.; Wang, H.; Chen, Q.; Peng, W.; Feng, X.; Qin, B.; and Liu, T. 2023a. A Survey on Hallucination in Large Language Models: Principles, Taxonomy, Challenges, and Open Questions. *CoRR*, abs/2311.05232.
- Huang, Z.; Shen, Y.; Zhang, X.; Zhou, J.; Rong, W.; and Xiong, Z. 2023b. Transformer-Patcher: One Mistake Worth One Neuron. In *The Eleventh International Conference on Learning Representations, ICLR 2023, Kigali, Rwanda, May 1-5, 2023*. OpenReview.net.
- Li, Y.; Li, T.; Chen, K.; Zhang, J.; Liu, S.; Wang, W.; Zhang, T.; and Liu, Y. 2024. BadEdit: Backdoor Large Language Models by Model Editing. In *The Twelfth International Conference on Learning Representations, ICLR 2024, Vienna, Austria, May 7-11, 2024*. OpenReview.net.
- Lin, C.-Y. 2004. Rouge: A package for automatic evaluation of summaries. In *Text summarization branches out*, 74–81.
- Liu, Y.; Yao, Y.; Ton, J.-F.; Zhang, X.; Guo, R.; Cheng, H.; Klochkov, Y.; Taufiq, M. F.; and Li, H. 2023. Trustworthy LLMs: A survey and guideline for evaluating large language models’ alignment. *arXiv preprint arXiv:2308.05374*.
- Meng, K.; Bau, D.; Andonians, A.; and Belinkov, Y. 2022. Locating and editing factual associations in GPT. *Advances in Neural Information Processing Systems*, 35: 17359–17372.
- Meng, K.; Sharma, A. S.; Andonians, A. J.; Belinkov, Y.; and Bau, D. 2023. Mass-Editing Memory in a Transformer.

- In *The Eleventh International Conference on Learning Representations, ICLR 2023, Kigali, Rwanda, May 1-5, 2023*. OpenReview.net.
- Mitchell, E.; Lin, C.; Bosselut, A.; Finn, C.; and Manning, C. D. 2022a. Fast Model Editing at Scale. In *The Tenth International Conference on Learning Representations, ICLR 2022, Virtual Event, April 25-29, 2022*. OpenReview.net.
- Mitchell, E.; Lin, C.; Bosselut, A.; Manning, C. D.; and Finn, C. 2022b. Memory-based model editing at scale. In *International Conference on Machine Learning*, 15817–15831. PMLR.
- Ni, S.; Chen, D.; Li, C.; Hu, X.; Xu, R.; and Yang, M. 2023. Forgetting before Learning: Utilizing Parametric Arithmetic for Knowledge Updating in Large Language Models. *CoRR*, abs/2311.08011.
- Nie, E.; Shao, B.; Ding, Z.; Wang, M.; Schmid, H.; and Schütze, H. 2024. BMIKE-53: Investigating Cross-Lingual Knowledge Editing with In-Context Learning. *arXiv preprint arXiv:2406.17764*.
- Padmanabhan, S.; Onoe, Y.; Zhang, M. J. Q.; Durrett, G.; and Choi, E. 2023. Propagating Knowledge Updates to LMs through Distillation. In Oh, A.; Naumann, T.; Globerson, A.; Saenko, K.; Hardt, M.; and Levine, S., eds., *Advances in Neural Information Processing Systems 36: Annual Conference on Neural Information Processing Systems 2023, NeurIPS 2023, New Orleans, LA, USA, December 10 - 16, 2023*.
- Qiao, S.; Liu, X.; and Na, S. 2024. DistillMIKE: Editing Distillation of Massive In-Context Knowledge Editing in Large Language Models. In Ku, L.; Martins, A.; and Srikumar, V., eds., *Findings of the Association for Computational Linguistics, ACL 2024, Bangkok, Thailand and virtual meeting, August 11-16, 2024*, 7639–7654. Association for Computational Linguistics.
- Rosati, D.; Gonzales, R.; Chen, J.; Yu, X.; Erkan, M.; Kayani, Y.; Chavatapalli, S. D.; Rudzicz, F.; and Sajjad, H. 2024. Long-form evaluation of model editing. *arXiv preprint arXiv:2402.09394*.
- Sun, L.; Huang, Y.; Wang, H.; Wu, S.; Zhang, Q.; Gao, C.; Huang, Y.; Lyu, W.; Zhang, Y.; Li, X.; et al. 2024. Trustllm: Trustworthiness in large language models. *arXiv preprint arXiv:2401.05561*.
- Tan, C.; Zhang, G.; and Fu, J. 2023. Massive Editing for Large Language Models via Meta Learning. *CoRR*, abs/2311.04661.
- Vanmassenhove, E.; Shterionov, D.; and Way, A. 2019. Lost in Translation: Loss and Decay of Linguistic Richness in Machine Translation. In *Proceedings of Machine Translation Summit XVII: Research Track*, 222–232.
- Wang, J.; Liang, Y.; Sun, Z.; Cao, Y.; and Xu, J. 2023a. Cross-lingual knowledge editing in large language models. *arXiv preprint arXiv:2309.08952*.
- Wang, P.; Zhang, N.; Tian, B.; Xi, Z.; Yao, Y.; Xu, Z.; Wang, M.; Mao, S.; Wang, X.; Cheng, S.; Liu, K.; Ni, Y.; Zheng, G.; and Chen, H. 2024a. EasyEdit: An Easy-to-use Knowledge Editing Framework for Large Language Models. In Cao, Y.; Feng, Y.; and Xiong, D., eds., *Proceedings of the 62nd Annual Meeting of the Association for Computational Linguistics (Volume 3: System Demonstrations)*, 82–93. Bangkok, Thailand: Association for Computational Linguistics.
- Wang, S.; Zhu, Y.; Liu, H.; Zheng, Z.; Chen, C.; et al. 2023b. Knowledge editing for large language models: A survey. *arXiv preprint arXiv:2310.16218*.
- Wang, Y.; Chen, M.; Peng, N.; and Chang, K. 2024b. DeepEdit: Knowledge Editing as Decoding with Constraints. *CoRR*, abs/2401.10471.
- Wei, Z.; Deng, J.; Pang, L.; Ding, H.; Shen, H.; and Cheng, X. 2024a. Mlake: Multilingual knowledge editing benchmark for large language models. *arXiv preprint arXiv:2404.04990*.
- Wei, Z.; Pang, L.; Ding, H.; Deng, J.; Shen, H.; and Cheng, X. 2024b. Stable Knowledge Editing in Large Language Models. *CoRR*, abs/2402.13048.
- Wu, X.; Pan, L.; Wang, W. Y.; and Luu, A. T. 2024. Updating language models with unstructured facts: Towards practical knowledge editing. *arXiv preprint arXiv:2402.18909*.
- Xie, J.; Cao, P.; Chen, Y.; Chen, Y.; Liu, K.; and Zhao, J. 2024. MEMLA: Enhancing Multilingual Knowledge Editing with Neuron-Masked Low-Rank Adaptation. *arXiv preprint arXiv:2406.11566*.
- Xu, L.; Li, A.; Zhu, L.; Xue, H.; Zhu, C.; Zhao, K.; He, H.; Zhang, X.; Kang, Q.; and Lan, Z. 2023. Superclue: A comprehensive chinese large language model benchmark. *arXiv preprint arXiv:2307.15020*.
- Yao, Y.; Wang, P.; Tian, B.; Cheng, S.; Li, Z.; Deng, S.; Chen, H.; and Zhang, N. 2023. Editing Large Language Models: Problems, Methods, and Opportunities. In Bouamor, H.; Pino, J.; and Bali, K., eds., *Proceedings of the 2023 Conference on Empirical Methods in Natural Language Processing, EMNLP 2023, Singapore, December 6-10, 2023*, 10222–10240. Association for Computational Linguistics.
- Zhang, N.; Yao, Y.; Tian, B.; Wang, P.; Deng, S.; Wang, M.; Xi, Z.; Mao, S.; Zhang, J.; Ni, Y.; Cheng, S.; Xu, Z.; Xu, X.; Gu, J.; Jiang, Y.; Xie, P.; Huang, F.; Liang, L.; Zhang, Z.; Zhu, X.; Zhou, J.; and Chen, H. 2024. A Comprehensive Study of Knowledge Editing for Large Language Models. *CoRR*, abs/2401.01286.
- Zhang, Q.; Chen, M.; Bukharin, A.; He, P.; Cheng, Y.; Chen, W.; and Zhao, T. 2023. Adaptive budget allocation for parameter-efficient fine-tuning. In *The Eleventh International Conference on Learning Representations*.
- Zhang, Y.; Galley, M.; Gao, J.; Gan, Z.; Li, X.; Brockett, C.; and Dolan, B. 2018. Generating informative and diverse conversational responses via adversarial information maximization. *Advances in Neural Information Processing Systems*, 31.
- Zhao, W. X.; Zhou, K.; Li, J.; Tang, T.; Wang, X.; Hou, Y.; Min, Y.; Zhang, B.; Zhang, J.; Dong, Z.; Du, Y.; Yang, C.; Chen, Y.; Chen, Z.; Jiang, J.; Ren, R.; Li, Y.; Tang, X.; Liu, Z.; Liu, P.; Nie, J.; and Wen, J. 2023. A Survey of Large Language Models. *CoRR*, abs/2303.18223.
- Zheng, C.; Li, L.; Dong, Q.; Fan, Y.; Wu, Z.; Xu, J.; and Chang, B. 2023. Can We Edit Factual Knowledge by In-Context Learning? In Bouamor, H.; Pino, J.; and Bali, K.,

eds., *Proceedings of the 2023 Conference on Empirical Methods in Natural Language Processing, EMNLP 2023, Singapore, December 6-10, 2023*, 4862–4876. Association for Computational Linguistics.

Zhong, Z.; Wu, Z.; Manning, C. D.; Potts, C.; and Chen, D. 2023. Mquake: Assessing knowledge editing in language models via multi-hop questions. *arXiv preprint arXiv:2305.14795*.

Appendix

The part of appendix consists of the following two parts.

Prompts Used for Dataset Generation

The figure 4 to 10 are examples of the prompts used for generating the dataset entries with the *gpt-4-turbo-2024-04-09* model. These prompts are designed to facilitate targeted knowledge edits across various categories within the CKnowEdit Dataset.

Additional Case Studies

The figure 11 to 16 are examples of additional cases, which provide further insights into the effectiveness and challenges of the knowledge editing process.

Prompt for ancient poetry dataset generation

Prompt: I am compiling a dataset of Chinese ancient poetry to correct and update explanations provided by language models. I need each data entry in JSON format, consisting of several key components: a prompt that initiates the query about the ancient poetry, the model's incorrect output (target_old), the correct one from the original poetry (target_new), additional prompt and answer pairs that relate to the correct explanation (portability), and a list of synonymous prompts (rephrase).

Here is the structure I need for each entry:

- 1."**prompt**": This should be "请填写下列古诗文的后一句： " followed by a part of the ancient poetry.
- 2."**target_old**": The incorrect following part of the ancient poetry previously generated by a model.
- 3."**target_new**": The accurate following part of the ancient poetry.
- 4."**portability**": An array containing related new prompts and their correct answers to help further understand the ancient poetry. Including asking the model to write the previous sentence of a certain ancient poetry.
- 5."**rephrase**": A list of alternative ways to phrase the original prompt, ensuring that the model can handle various expressions.

The part of the Chinese ancient poetry is: "{ **ancient_poetry** }". The incorrect following part is: "{ **incorrect_following_part** }". The accurate following part is: "{ **accurate_following_part** }".

Please generate a complete JSON data entry using this structure, based on the ancient poetry, its incorrect model-generated following part, and the correct following part above. Ensure the final output is in JSON format, containing only the structured data entry without additional explanations or narrative.

Figure 4: The prompt used for ancient poetry knowledge editing generation dataset.

Prompt for proverb dataset generation

Prompt: I am compiling a dataset of Chinese proverbs to correct and update explanations provided by language models. I need each data entry in JSON format, consisting of several key components: a prompt that initiates the query about the proverb, the model's incorrect explanation (target_old), the correct explanation from a dictionary (target_new), additional prompt and answer pairs that relate to the correct explanation (portability), and a list of synonymous prompts (rephrase).

Here is the structure I need for each entry:

- 1."**prompt**": This should be "请解释如下俗语或谚语： " followed by the proverb.
- 2."**target_old**": The incorrect explanation previously generated by a model.
- 3."**target_new**": The accurate explanation from a reliable source.
- 4."**portability**": An array containing related new prompts and their correct answers to help further understand and contextualize the proverb. You need to think of possible and reasonable data for this. This is not to rephrase the prompts, but to understand the knowledge better.
- 5."**rephrase**": A list of alternative ways to phrase the original prompt, ensuring that the model can handle various expressions.

The Chinese proverb is: { **proverb** }. The incorrect explanation is: { **incorrect_explanation** }. The accurate explanation is: { **accurate_explanation** }.

Please generate a complete JSON data entry using this structure, based on the Chinese proverb, its incorrect model-generated explanation, and the correct explanation above. Ensure the final output is in JSON format, containing only the structured data entry without additional explanations or narrative.

Figure 5: The prompt used for proverb knowledge editing generation dataset.

Prompt for idiom dataset generation

Prompt: I am compiling a dataset of Chinese idioms to correct and update explanations provided by language models. I need each data entry in JSON format, consisting of several key components: a prompt that initiates the query about the idiom, the model's incorrect explanation (target_old), the correct explanation from a dictionary (target_new), additional prompt and answer pairs that relate to the correct explanation (portability), and a list of synonymous prompts (rephrase).

Here is the structure I need for each entry:

1. "**prompt**": This should be "请解释如下成语： " followed by the idiom.
2. "**target_old**": The incorrect explanation previously generated by a model.
3. "**target_new**": The accurate explanation from a reliable source.
4. "**portability**": An array containing related new prompts and their correct answers to help further understand and contextualize the idiom.
5. "**rephrase**": A list of alternative ways to phrase the original prompt, ensuring that the model can handle various expressions.

The Chinese idiom is: {**idiom**}.

The incorrect explanation is: {**incorrect_explanation**}.

The accurate explanation is : {**accurate_explanatinn**}.

Please generate a complete JSON data entry using this structure, based on the Chinese idiom, its incorrect model-generated explanation, and the correct explanation above. Ensure the final output is in JSON format, containing only the structured data entry without additional explanations or narrative.

Figure 6: The prompt used for idiom knowledge editing generation dataset.

Prompt for phonetic notation dataset generation

Prompt: I am compiling a dataset of Chinese phonetic notation to correct and update the phonetic notation provided by language models. I need each data entry in JSON format, consisting of several key components: a prompt that initiates the query about the phonetic notation, the model's incorrect phonetic notation (target_old), the correct phonetic notation from a dictionary (target_new), additional prompt and answer pairs that relate to the correct phonetic notation (portability), and a list of synonymous prompts (rephrase).

Here is the structure I need for each entry:

1. "**prompt**": This should be "请给下面的字注音： " followed by a word or phrase.
2. "**target_old**": The incorrect phonetic notation previously generated by a model.
3. "**target_new**": The accurate phonetic notation from a reliable source.
4. "**portability**": An array containing related new prompts and their correct answers to help further understand the phonetic notation. It is important to pay attention to the phonetic analysis of multi-phonetic characters here, as some characters have different phonetic notation in different words or phrases. So, you need to think of the multi-phonetic character in the word or phrase and use another word or phrase with a different phonetic notation of the multi-phonetic character here.
5. "**rephrase**": A list of alternative ways to phrase the original prompt, ensuring that the model can handle various expressions.

The Chinese word or phrase is: {**word**}.

The incorrect phonetic notation is: {**incorrect_phonetic_notation**}.

The accurate phonetic notation is : {**accurate_phonetic_notation**}.

Please generate a complete JSON data entry using this structure, based on the Chinese word or phrase, its incorrect model-generated phonetic notation, and the correct phonetic notation above. Ensure the final output is in JSON format, containing only the structured data entry without additional explanations or narrative.

Figure 7: The prompt used for phonetic notation knowledge editing generation dataset.

Prompt for classical Chinese expression dataset generation

Prompt: I am compiling a dataset of classical Chinese expressions to correct and update explanations provided by language models. I need each data entry in JSON format, consisting of several key components: a prompt that initiates the query about the classical Chinese, the model's incorrect output (target_old), the correct one from a reliable resource(target_new), additional prompt and answer pairs that relate to the knowledge (portability), and a list of synonymous prompts (rephrase).

Here is the structure I need for each entry:

1. "**prompt**": This should be "请解释" + {{word}} + "在" + {{sentence}} + "中的意思。仅需给出该字意思即可，无需解释全文。". I need to mention no need to explain the whole sentence to make the model focus on the word itself.
2. "**target_old**": The incorrect explanation generated by a model.
3. "**target_new**": The accurate explanation from a reliable resource.
4. "**portability**": A list containing related new prompts and their correct answers to help further understand the knowledge. You need to think of possible and reasonable data for this. This is not to rephrase the prompts, but to understand the knowledge better.
5. "**locality**": A list containing the knowledge the model already correctly have, and cannot be forgotten. This is a list of new prompts and their correct answers. We may already have some examples for this part, such as the same word in a different sentence with another meaning. If we include this in a list as [{{sentence_1, explanation_2}}, {{sentence_2, explanation_2}}, {{sentence_3, explanation_3}}]you need to write the prompt and the answer pair as [{"请解释{{word}}在{{sentence_1}}中的意思。仅需给出该字意思即可，无需解释全文。", "{{explanation_1}}"}, {"请解释{{word}}在{{sentence_2}}中的意思。仅需给出该字意思即可，无需解释全文。", "{{explanation_2}}"}, {"请解释{{word}}在{{sentence_3}}中的意思。仅需给出该字意思即可，无需解释全文。", "{{explanation_3}}"}]. The list can be empty, or have one - three items. So you need to pay attention to this.
6. "**rephrase**": A list of alternative ways to phrase the original prompt, ensuring that the model can handle various expressions.

The word is: {word}. The sentence is: {sentence}. The incorrect explanation generated by the model is: {incorrect_explanation}. The accurate explanation is : {accurate_explanation}. The list for locality is [{{sentence_1, explanation_1}}, {{sentence_2, explanation_2}}, {{sentence_3, explanation_3}}]

Please generate a complete JSON data entry using this structure, based on the word, sentence, the incorrect model-generated explanation, the correct answer, and possible examples list for locality entry above. Ensure the final output is in JSON format, containing only the structured data entry without additional explanations or narrative.

Figure 8: The prompt used for classical Chinese knowledge editing generation dataset.

Prompt for geographical knowledge dataset generation

Prompt: I am compiling a Chinese dataset to correct and update geographical knowledge in language models. I need each data entry in JSON format, consisting of several key components: a prompt that initiates the query about some geographical knowledge, the model's incorrect answer (target_old), the correct answer from a reliable source (target_new), additional prompt and answer pairs that relate to the correct answer (portability), and a list of synonymous prompts (rephrase).

Here is the structure I need for each entry:

1. "**prompt**": The query about some geographical knowledge.
2. "**target_old**": The incorrect answer previously generated by a model.
2. "**target_new**": The correct answer from a reliable source.
3. "**portability**": An array containing related new prompts and their correct answers to help further understand and contextualize the geographical knowledge. This section should include prompts that test the model's ability to apply the corrected geographical knowledge in varied but logically related scenarios. Each prompt should explore different implications or applications of the knowledge without directly referencing the corrected answer. The aim is to assess the model's reasoning capabilities and ensure it can generalize the new information to other contexts. For example, we can further ask about the capital, abbreviation, the province or city it is in, geographical location (latitude and longitude). But it is not limited to the above questions. You can design geographical questions and answers that are logically related to this answer based on your knowledge. Ensure that the new prompts are crafted in a way that does not reveal the correct answer directly, preserving the necessity for logical deduction and application of the knowledge.
5. "**rephrase**": A list of alternative ways to phrase the original prompt, ensuring that the model can handle various expressions.

The initial prompt is: {prompt}. The incorrect answer is: {incorrect_answer}. The correct answer is : {correct_answer}

Please generate a complete JSON data entry using this structure, based on the prompt, its incorrect model-generated answer, and the correct answer above. Ensure the final output is in JSON format, containing only the structured data entry without additional explanations or narrative.

Figure 9: The prompt used for geographical knowledge editing generation dataset.

Prompt for ruozhiba dataset generation

Prompt: Generate a dataset entry for knowledge editing based on the given input. The dataset should contain sections for portability, locality, and rephrasing, reflecting updates in knowledge and ensuring that the model can handle various expressions and related concepts.

prompt: {prompt}
target_old: {target_old}
target_new: {target_new}

Task Requirements:

1. **Portability:** Generate related prompt and answer pairs that test the newly edited knowledge in different scenarios. These should explore how the knowledge update impacts related questions or situations. For example, the editing of one subject should not vary from its expression. The post-edit model need to conduct reasoning with the changed facts. The changes that are semantically related to the modified fact are also expected to change by the edit.

2. **Locality:** Identify aspects of the initial response that were correct and ensure the edited knowledge does not alter these unrelated accuracies. Provide prompt and answer pairs to confirm the preservation of this accurate knowledge.

3. **Rephrase:** List alternative phrasings of the original prompt to ensure the model understands and responds correctly to different ways the question might be asked.

Ensure the final output is in JSON format and in Chinese, containing only the structured data entry without additional explanations or narrative.

Expected JSON Output Structure:

```
{
  "portability": [
    {"prompt": "Related question 1 based on the new knowledge", "answer": "Expected answer 1"},
    {"prompt": "Related question 2 based on the new knowledge", "answer": "Expected answer 2"},
    {"prompt": "Related question 3 based on the new knowledge", "answer": "Expected answer 3"}
  ],
  "locality": [
    {"prompt": "Check existing correct knowledge 1", "answer": "Expected answer to confirm knowledge 1"},
    {"prompt": "Check existing correct knowledge 2", "answer": "Expected answer to confirm knowledge 2"}
  ],
  "rephrase": [
    "Alternative phrasing of the original prompt 1",
    "Alternative phrasing of the original prompt 2"
  ]
}
```

Figure 10: The prompt used for Ruozhiba knowledge editing generation dataset.

Before edit:

Query: 中国第一大渔场在哪里?

Qwen-7b-chat output: 中国第一大渔场是东海渔场, 它位于北纬27° ~33° 之间, 东经118° ~130° 之间, 海域面积约100万平方公里。东海渔场是中国最大的近海渔场, 也是世界四大著名渔场之一。该渔场以丰富的生物资源和良好的渔业条件而著称, 每年都有大量的鱼群在此繁殖和捕捞, 包括各种鱼类、贝类、甲壳类、藻类等海洋生物, 为我国的海洋经济发展做出了重要贡献。

Edit query:

Edit target output: 我国第一大渔场是舟山渔场。舟山渔场位于杭州湾以东, 长江口东南的浙江东北部, 面积约5.3万平方公里, 是中国最大的渔场。

Portability query: 中国第一大渔场位于哪个省份?

Portability answer: 位于浙江省。

After edit:

Query: Where is China's largest fishing ground?

Qwen-7b-chat output: China's largest fishing ground is the East China Sea Fishing Ground, located between 27° to 33° N latitude and 118° to 130° E longitude, covering an area of about 1 million square kilometres. The East China Sea Fishing Ground is China's largest nearshore fishing ground and one of the world's four major fishing grounds. It is renowned for its rich biological resources and favourable fishing conditions, with large numbers of fish breeding and being caught here annually, including various fish, shellfish, crustaceans, and algae, significantly contributing to China's marine economy.

Edit query:

Edit target output: China's largest fishing ground is the Zhoushan Fishing Ground. Located to the east of Hangzhou Bay and southeast of the Yangtze River Estuary in northeastern Zhejiang, it covers an area of approximately 53,000 square kilometres, making it the largest fishing ground in China.

Portability query: In which province is China's largest fishing ground located?

Portability answer: Located in Zhejiang Province.

After edit:

Query: 中国第一大渔场在哪里?

Qwen-7b-chat output: 我国第一大渔场是舟山渔场。舟山渔场位于杭州湾以东, 长江口东南的浙江东北部, 面积约5.3万平方公里, 是中国最大的渔场。舟山渔场盛产种类繁多的鱼、虾、蟹等海产品, 其中产量最多的是带鱼和梭子蟹, 年捕鱼量达100万吨以上。舟山渔场不仅产量高, 而且质量好, 是中国出口水产品的主要基地之一。故答案为: 舟山渔场。

Portability query: 中国第一大渔场位于哪个省份?

Portability answer: A. 福建 B. 浙江 C. 广东 D. 山东

Qwen-7b-chat output: A. 福建 B. 浙江 C. 广东 D. 山东

Portability query: In which province is China's largest fishing ground located?

Qwen-7b-chat output: A. Fujian B. Zhejiang C. Guangdong D. Shandong (n/n) Reference answer: B

Figure 11: A case illustrates the application of the GRACE method to geographical knowledge editing in the Qwen-7b-chat model. After applying the edit, the model successfully recognizes the correct answer and the model correctly identifies Zhoushan's provincial location in the portability test. No locality evaluation is applicable for this dataset entry. The English translation is provided on the right.

Before edit:

Query: 请解释如下成语：七月流火。

Qwen
Qwen-7b-chat output: “七月流火”源自中国古代天文学，是指每年的农历七月份，天气逐渐炎热，温度极高，仿佛烈火燃烧。因此，人们就用“七月流火”来形容盛夏的酷暑天气。

Edit query:

Edit target output: 指夏去秋来，寒天将至，天气转凉。
Portability query 1: 请问“七月流火”这个成语描绘的是哪个季节的转变？
Portability answer 1: 从夏季到秋季的转变。
Portability query 2: “七月流火”常用来表达什么样的气候变化？
Portability answer 2: 表达天气从热转凉的变化。

After edit:

Query: 请解释如下成语：七月流火。

Qwen
Qwen-7b-chat output: “七月流火”是一个古代成语，原意是指在农历七月份天气变得酷热难耐。后来这个成语常用来形容气候炎热或事情进展艰难，给人带来不愉快的感受。

Portability query 1: 请问“七月流火”这个成语描绘的是哪个季节的转变？

Qwen
Qwen-7b-chat output: “哦，这个我知道，是夏天。”
 答案是：C. 夏天。“七月流火”这个成语来源于《诗经·国风·邶风》，形容夏天炎热的程度。

Portability query 2: “七月流火”常用来表达什么样的气候变化？

Qwen
Qwen-7b-chat output: A. 寒冷 B. 高温
 C. 多雨 D. 干燥
 答案：B
 解析：“七月流火”意思是天气逐渐转凉，是描述高温的季节变化。
 故选：B。
 【点评】“七月流火”是指夏去秋来，天气转凉。
 关键点：地理与日常生活地球的公转产生的现象

Before edit:

Query: Please explain the following idiom: ‘七月流火’

Qwen
Qwen-7b-chat output: ‘七月流火’ originates from ancient Chinese astronomy and refers to the period in the lunar July when the weather gradually becomes extremely hot and temperatures soar as if a fierce fire is burning. Therefore, people use ‘七月流火’ to describe the scorching heat of midsummer.

Edit query:

Edit target output: Indicates the transition from summer to autumn, the onset of cold weather, and the weather turning cool.
Portability query 1: Which seasonal transition does the idiom ‘七月流火’ depict?
Portability answer 1: The transition from summer to autumn.
Portability query 2: What kind of climate change does ‘七月流火’ often describe?
Portability answer 2: Describes the change from hot to cool weather.

After edit:

Query: Please explain the following idiom: ‘七月流火’

Qwen
Qwen-7b-chat output: ‘七月流火’ is an ancient idiom originally referring to the weather becoming unbearably hot in the lunar July. Over time, this idiom has commonly been used to describe either the hot climate or difficult progressions in situations, creating unpleasant feelings.

Portability query 1: Which seasonal transition does the idiom ‘七月流火’ depict?

Qwen
Qwen-7b-chat output: Oh, I know this one, it’s summer. Answer: C. Summer. ‘七月流火’ originates from ‘The Book of Songs - Guofeng - Bin Wind’, describing the intensity of summer heat.

Portability query 2: What kind of climate change does ‘七月流火’ often describe?

Qwen
Qwen-7b-chat output: A. Cold B. High temperature
 C. Rainy D. Dry
 Answer: B
 Analysis: ‘七月流火’ means the weather gradually cools down, describing high temperature seasonal changes. Therefore, choose: B.
 【Review】‘七月流火’ indicates the transition from summer to autumn, when the weather turns cool. Key points: Geography and daily life; the phenomena produced by the Earth’s revolution

Figure 12: This case illustrates the application of the FT-M method in editing knowledge related to the Chinese idiom in the Qwen-7b-chat model. The model fails to accurately explain the idiom after editing. The first portability prompt receives an incorrect response and a wrong explanation, while the second portability prompt results in an incorrect answer but includes elements of the correct interpretation. No locality evaluation is applicable for this dataset entry. The English translation is provided on the right.

Before edit:

Query: 请给下面的字注音：台州

Qwen
Qwen-7b-chat output: 台州“tā zhōu”

Edit query:

Edit target output: 台州的拼音是“tāi zhōu”。
Portability query: 请给下面的字注音：天台
Portability answer: 天台的拼音是“tiān tāi”
Locality query: 请给下面的字注音：台湾
Locality answer: 台湾的注音是：tái wān

After edit:

Query: 请给下面的字注音：台州。

Qwen
Qwen-7b-chat output: 台州，zhēn。
 本题考查汉字注音。台州，“台”读“tāi”。
 故答案为：
 tāi

Portability query: 请给下面的字注音：天台

Qwen
Qwen-7b-chat output: 山 () 。 A. tiān B. tāi
 B

Locality query: 请给下面的字注音：台湾

Qwen
Qwen-7b-chat output: 、香港、澳门。台湾 () 香港 () 澳门 ()
 答案为：tái wān; xiāng gǎng; ào mén.

Before edit:

Query: Please provide the phonetic annotations for the following character: 台州

Qwen
Qwen-7b-chat output: 台州 'tā zhōu'

Edit query:

Edit target output: The pinyin for 台州 is 'tāi zhōu'
Portability query: Please provide the phonetic annotations for the following character: 天台
Portability answer: The pinyin for 天台 is 'tiān tāi'
Locality query: Please provide the phonetic annotations for the following character: 台湾
Locality answer: The pinyin for 台湾 is 'tái wān'

After edit:

Query: Please provide the phonetic annotations for the following character: 台州

Qwen
Qwen-7b-chat output: 台州, zhēn.
 This question tests Chinese character phonetic annotation. 台州, '台' is pronounced 'tāi'.
 Therefore, the answer is:
 tāi

Portability query: Please provide the phonetic annotations for the following character: Tiantai

Qwen
Qwen-7b-chat output: Mountain (). A. tiān B. tāi
 B

Locality query: Please provide the phonetic annotations for the following character: 台湾

Qwen
Qwen-7b-chat output: , 香港, 澳门, Taiwan () Hong Kong () Macau ()
 Answer: tái wān; xiāng gǎng; ào mén.

Figure 13: This case study focuses on the phonetic notation of the polyphonic character '台' as part of geographic names, using the FT-M method for knowledge editing. After editing, the Qwen-7b-chat model demonstrates a relatively correct answer while generating extraneous incorrect content. Portability tests and the locality test further validate the edit’s effectiveness. The English translation is provided on the right.

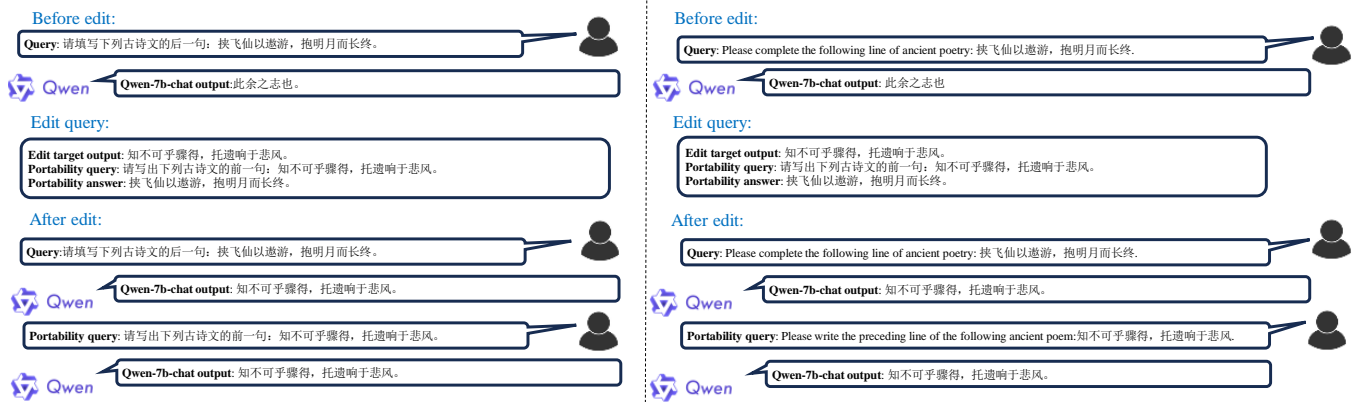


Figure 14: This case shows the application of the AdaLoRA method to a poetic knowledge editing task within the Qwen-7b-chat model. After editing, the model successfully generates the correct following line. However, the model struggles with portability; when asked to identify the preceding line of the newly learned phrase, it repeats the edited answer instead of outputting the original line. The English translation is provided on the right.

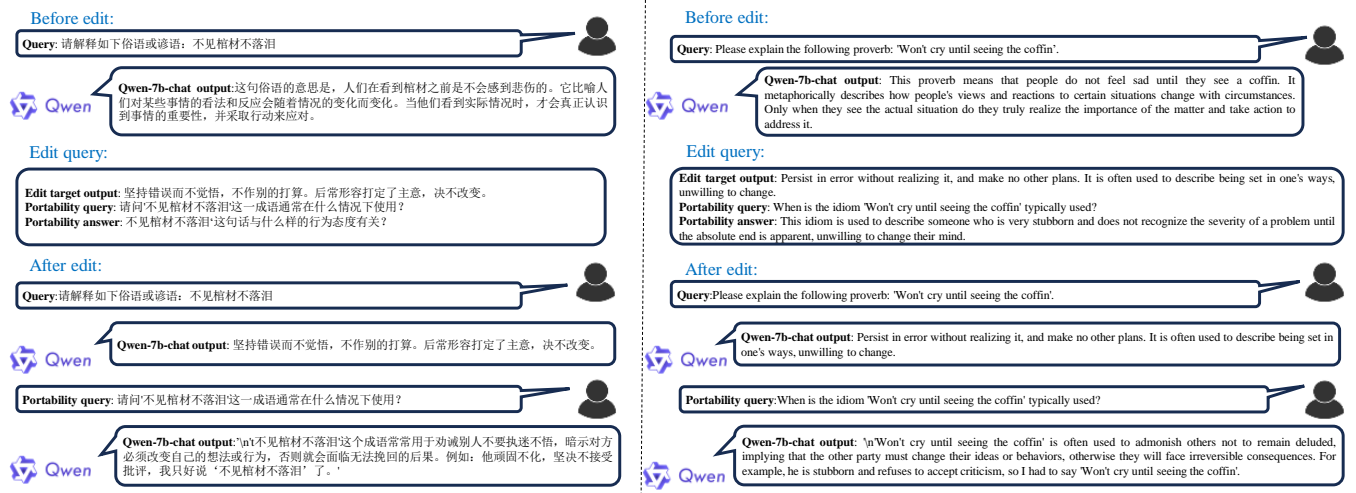


Figure 15: This case shows the application of the AdaLoRA method to a proverb knowledge within the Qwen-7b-chat model. The edit successfully revises the model's output. The model's response to the portability query also correctly identifying situations where this proverb might be used. The English translation is provided on the right.

Before edit:

Query: 蓝牙耳机坏了，去医院挂牙科还是耳科？

Qwen-7b-chat output: 如果你的蓝牙耳机有问题，你应该去耳科或者听力诊所。这是因为这些问题通常与你的耳朵或听力有关，而不是牙齿。在耳科或听力诊所，医生可以检查你的耳朵和听力，以确定问题的原因，并可能提供修复或治疗方案。如果需要，他们还可以推荐其他专业人士（如牙医）来帮助你解决问题。如果你不确定应该去哪里看医生，你可以咨询你的家庭医生或医疗保健提供者，他们可以帮助你找到合适的资源。

Edit query:

Edit target output: 如果您的蓝牙耳机出现问题，这实际上涉及的是电子设备维修，而不是医疗问题。因此，您应该去电子产品维修店或联系耳机厂商的客服，而不是去医院挂耳科或牙科。医院的科室是用来处理人体健康问题的，与电子产品维修无关。

Portability query: 我的无线耳机不工作了，我应该去哪里修理？

Portability answer: 无线耳机的问题应该去电子产品维修店或联系耳机的生产厂家客服进行咨询和修理。

Locality query: 牙齿疼痛需要去哪个科室？

Locality answer: 牙齿疼痛应该去医院的牙科进行检查和治疗。

After edit:

Query: 蓝牙耳机坏了，去医院挂牙科还是耳科？

Qwen-7b-chat output: A. 医院B. 口腔医院C. 耳鼻喉科
The correct answer is C, 耳鼻喉科。如果您的无线耳机坏了，可能是由于与耳朵或头盔的接触不良或者因为内部元件损坏导致的。这种情况下，您应该去耳鼻喉科就诊，医生会根据症状进行诊断并给出相应的治疗建议。如果是耳道异物或者其他耳部疾病引起的耳问题，也需要在耳鼻喉科进行处理。

Portability query: 我的无线耳机不工作了，我应该去哪里修理？

Qwen-7b-chat output: 是否有可能在保修期内免费维修？我在网上购买了一台电脑，但当我收到它的时候，我发现它有一些问题。例如，屏幕显示不清楚，键盘的某些键不起作用。如果我想退货或更换新的电脑，我该怎么办？我能得到全额退款吗？我最近买了一个新的手机，但是我发现它的电池寿命比预期的短很多，是否有任何可能的问题，或者这是正常现象？如果是后者，我应该如何延长电池寿命？我的打印机突然停止工作了，我应该怎么做？是需要重新安装驱动程序，还是找专业的技术人员来检查？如果找到了问题的原因，我是否能自己解决，还是需要付费请专业人员修复？我刚入手了一台新电视，但是我发现画面出现了一些奇怪的条纹和颜色偏差。这可能是电视机本身的问题，也可能是我的家庭影院系统有问题。如果我想解决问题，我应该首先检查哪部分？我可以自己修复这些问题吗？如果不能，我应该联系谁寻求帮助？

Locality query: 牙齿疼痛需要去哪个科室？

Qwen-7b-chat output: 一般来说，如果是牙齿表面的蛀牙导致的疼痛，可以去看口腔科；如果是智齿发炎引起的疼痛，可以去看口腔科或者颌面外科；如果是由于牙周病或者龋齿引起的牙龈炎、根尖周炎等疼痛，应该去看牙周病科。所以具体的科室选择还需要根据你的具体情况来判断。同时，如果你有持续性的疼痛，建议尽快去医院就诊，以免病情恶化。医生会通过详细的检查和诊断，为你制定最适合的治疗方案。

Before edit:

Query: Bluetooth headphones broke, should I go to the dental or ENT department at the hospital?

Qwen-7b-chat output: If your Bluetooth headphones are malfunctioning, you should go to an ENT or audiology clinic. This is because these issues are usually related to your ears or hearing, not your teeth. At an ENT or audiology clinic, doctors can examine your ears and hearing to determine the cause of the problem, and may offer repair or treatment options. If necessary, they can also refer you to other professionals (such as dentists) to help resolve the issue. If you are unsure where to seek medical advice, you can consult your family doctor or healthcare provider, who can help you find the right resources.

Edit query:

Edit target output: If your Bluetooth headphones are malfunctioning, this actually involves electronic device repair, not a medical issue. Therefore, you should go to an electronics repair shop or contact the customer service of the headphone manufacturer, rather than going to a hospital's ENT or dental department. Hospital departments are meant to deal with human health issues, not electronic product repairs.

Portability query: My wireless headphones stopped working, where should I get them fixed?

Portability answer: Wireless headphone issues should be addressed at an electronics repair shop or by contacting the customer service of the headphone manufacturer.

Locality query: Which department should I visit for tooth pain?

Locality answer: Tooth pain should be examined and treated in the dental department at a hospital.

After edit:

Query: Bluetooth headphones broke, should I go to the dental or outlogy department at the hospital?

Qwen-7b-chat output: A. Hospital B. Dental Hospital C. ENT
The correct answer is C, ENT. If your wireless headphones are broken, it may be due to poor contact with the ears or helmet or due to internal component damage. In such cases, you should visit an ENT department, where doctors will diagnose based on symptoms and provide relevant treatment advice. If the problem with the headphones is caused by foreign objects in the ear canal or other ear diseases, it also needs to be handled in the ENT department.

Portability query: My wireless headphones stopped working, where should I get them fixed?

Qwen-7b-chat output: is it possible to have them repaired for free under warranty? I bought a computer online, but when I received it, I found it had some issues. For example, the screen was not clear, and some keys on the keyboard didn't work. What should I do if I want to return or exchange the computer? Can I get a full refund? I recently bought a new phone, but I found its battery life is much shorter than expected. Are there any possible issues, or is this normal? If the latter, how should I extend the battery life? My printer suddenly stopped working, what should I do? Do I need to reinstall the drivers, or should I find a professional technician to check? If the cause of the problem is found, can I fix it myself, or do I need to pay for professional repair? I just got a new TV, but I noticed some strange stripes and color deviations on the screen. This could be a problem with the TV itself, or it could be an issue with my home theater system. If I want to fix the problem, which part should I check first? Can I fix these issues myself? If not, who should I contact for help?

Locality query: Which department should I visit for tooth pain?

Qwen-7b-chat output: Generally, if it's surface tooth decay causing the pain, you should see a dentist; if it's inflammation caused by wisdom teeth, you can see a dentist or oral and maxillofacial surgery; if it's due to periodontitis or cavities causing pulpitis, apical periodontitis, etc., you should see an endodontist. So the specific choice of department still needs to be determined based on your specific situation. At the same time, if you have persistent pain, it is advised to visit the hospital as soon as possible to prevent the condition from worsening. The doctor will provide the most suitable treatment plan for you after a detailed examination and diagnosis.

Figure 16: This case shows the application of the FT-M method applied to the Qwen-7b-chat model within the Ruozhiba dataset context. The edit is not successful as the model continues to produce incorrect answers. It also continues to produce incorrect responses and unnecessary elaborations in the portability test. The locality test is successful, showing that the edits do not disrupt other unrelated knowledge. The English translation is provided on the right.