

On the Role of Muons in Binary Neutron Star Mergers: First Simulations

Henrique Gieg¹, Federico Schianchi¹, Maximiliano Ujevic², and Tim Dietrich^{1,3}

¹*Institut für Physik und Astronomie, Universität Potsdam,
Haus 28, Karl-Liebknecht-Str. 24/25,
14476, Potsdam, Germany*

²*Centro de Ciências Naturais e Humanas,
Universidade Federal do ABC, 09210-170,
Santo André, São Paulo, Brazil*

³*Max Planck Institute for Gravitational Physics (Albert Einstein Institute),
Am Mühlenberg 1, Potsdam 14476, Germany*

(Dated: September 9, 2024)

In this work we present a set of binary neutron star (BNS) merger simulations including the net muon fraction as an additional degree-of-freedom in the equation of state (EoS) and hydrodynamics evolution using the numerical-relativity code BAM. Neutrino cooling is modeled via a neutrinos leakage scheme, including in-medium corrections to the opacities and emission rates of semi-leptonic charged-current reactions. We show that, for our particular choice of baseline baryonic EoS, the presence of muons delays the gravitational collapse of the remnant compared to the case where muons are neglected. Furthermore, when muons and muon-driven neutrino reactions are considered, no gravitational collapse occurs within our simulation timespan and muons are confined in the densest portions of the remnant, while the disk is effectively colder, less protonized and de-muonized. Accordingly, ejecta properties are affected, e.g., ejecta masses are systematically smaller for the muonic setups and exhibit a larger fraction of neutron-rich, small velocity material. Overall, our results suggest that the inclusion of muons and muon-flavored neutrino reactions in the context of BNS merger simulations should not be neglected, thus representing an important step towards more realistic modelling of such systems.

I. INTRODUCTION

Merging binary neutron stars (BNS) are among the most prominent sources of multimessenger signals, which combine gravitational-wave (GW) measurements [1–3] with their associated electromagnetic (EM) counterparts, such as gamma-ray bursts [4–10] and kilonovae, e.g. AT2017gfo [11–16]. Such observations allow, for instance, to establish constraints on the uncertain Equation of State (EoS) governing neutron-star matter at supranuclear densities [17–32], assess cosmological properties of the Universe [28, 33–38] and to study the formation of heavy elements [39–41].

Over the last years, many efforts have been made to interpret the available multimessenger data. One particularly successful approach consists in systematically connecting astrophysical observables to theoretical predictions produced by numerical-relativity simulations, which are needed given the strongly relativistic nature of such systems. In the context of BNS merger simulations, state-of-art comprises attempts to capture, as realistically as possible, a myriad of phenomena that is expected to take place under the extreme conditions encountered throughout the inspiral, merger and post-merger stages. Some examples include accurate modelling of the matter and hydrodynamics [42–52], the role of magnetic fields [53–58] and the inclusion of neutrinos-driven mechanisms [59–72].

One key assumption regarding the modelling of matter is that the EoS contains only electrons e^- and positrons e^+ as representative leptonic species. Hence, matter

properties are described by EoSs that are represented as three-dimensional functions of the baryon rest-mass density ρ , temperature T and net electron fraction Y_e . However, Core-Collapse Supernovae simulations [73–75] show that muons μ^- and antimuons μ^+ are produced in non-negligible amounts via neutrino-driven reactions during the formation of a neutron star. Over larger timescales, when the matter cools and reaches the neutrinoless β -equilibrium, muons are expected to be present wherever the electron chemical potential μ_e exceeds the muon rest-mass m_μ , i.e., $\mu_e \geq m_\mu c^2 \approx 106$ MeV [76–79]. Hence, the description of matter encompassed by the EoS should include an additional degree-of-freedom, accounting for the net muon fraction Y_μ .

Besides, it has been shown that the presence of muons in the interior of neutron stars leads to important microphysical consequences, e.g. the arise of bulk viscosity due to leptonic reactions [80, 81], the modification of the direct Urca threshold [82], the occurrence of muon-flavored neutrinos-driven reactions and an overall increased proton fraction in locally neutral, β -stable matter when compared to EoSs that include only e^- and e^+ .

Interestingly, up to our knowledge, there is only one work that addresses the possible impacts of considering muons within the remnant of a BNS [83], although their method consist in post-processing data from BNS merger simulations that were produced neglecting the presence of muons. Such a procedure provides important insights about the role of muons during the post-merger stage with respect to the hydrodynamics of matter and the behavior of neutrinos in the trapped regime. How-

ever, the method is not able to capture in details the complete dynamics and post-merger evolution of a BNS that is simulated ab-initio including muons and treating the neutrinos-driven interactions on-the-fly. Therefore, in this work we intend to surpass this shortcoming and present numerical-relativity simulations of BNS mergers carried out with the inclusion of muons in the EoS and hydrodynamics, and the use of a Neutrinos Leakage Scheme (NLS) to model the cooling of matter in response to the production of neutrinos, in particular accounting for muon-flavored neutrinos. The structure of this paper is as follows: in Sec. II we describe our procedures for the construction of EoSs including muons and the modifications of the general-relativistic hydrodynamics (GRHD) equations. In Sec. III we present details about the NLS implementation and the computation of emissivities and opacities for the neutrinos-driven reactions. In Sec. IV we state our methods and BNS setups considered in this worked, which were evolved with the BAM code [47, 49, 58, 71, 84–86]. In Sec. V we present a qualitative discussion about the merger and post-merger dynamics. In Sec. VI we make an analysis of the ejecta properties. Finally, in Sec. VII we state our concluding remarks. Throughout this work we adopt units in which the gravitational constant G , the speed of light in vacuum c , the solar mass M_\odot and the Boltzmann constant k_B are equal to one. Greek letters represent spacetime indices ranging from 0 to 3, while Latin letters are used for spacelike tensor and range from 1 to 3. The spacetime metric $g_{\mu\nu}$ has signature $(-, +, +, +)$.

II. EQUATION OF STATE AND HYDRODYNAMICS

Generally, a muonic EoS may be constructed by “dressing” a baseline baryonic EoS¹, parameterized by the baryon number density n_b , temperature T and proton fraction Y_p , with a leptonic EoS. In the following, we consider the leptons and the anti-leptons $l = \{e^-, \mu^-, e^+, \mu^+\}$ as relativistic ideal Fermi gases. Hence, the lepton number density $n_{l\mp}$, energy density $\varepsilon_{l\mp}$ and pressure $p_{l\mp}$ read [87, 88]

$$n_{l\mp} = K_l \beta_l^{3/2} [F_{1/2}(\eta_{l\mp}^0, \beta_l) + \beta_l F_{3/2}(\eta_{l\mp}^0, \beta_l)], \quad (1)$$

$$\varepsilon_{l\mp} = K_l m_l c^2 \beta_l^{5/2} [F_{3/2}(\eta_{l\mp}^0, \beta_l) + \beta_l F_{5/2}(\eta_{l\mp}^0, \beta_l)] + m_l c^2 n_{l\mp}, \quad (2)$$

$$p_{l\mp} = \frac{K_l m_l c^2}{3} \beta_l^{5/2} [2F_{3/2}(\eta_{l\mp}^0, \beta_l) + \beta_l F_{5/2}(\eta_{l\mp}^0, \beta_l)], \quad (3)$$

where m_l is the lepton rest-mass, $\beta_l = T/m_l c^2$ is the relativity parameter, K_l is a constant

$$K_l = 8\pi\sqrt{2}(m_l c^2/hc)^3, \quad (4)$$

$\eta_{l\mp}^0$ are the non-relativistic degeneracy parameters

$$\eta_{l-}^0 = \frac{\mu_{l-} - m_l c^2}{T}, \quad (5)$$

$$\eta_{l+}^0 = -\left(\eta_{l-}^0 + \frac{2}{\beta_l}\right), \quad (6)$$

and μ_{l-} is the relativistic lepton chemical potential (including rest-mass). Note that Eq. (5) is a definition, while Eq. (6) arises from the equilibrium between particles, antiparticles and photons (with zero chemical potential). Finally, $F_k(\eta_{l\mp}^0, \beta_l)$ is the generalized Fermi integral of order k , whose evaluation is performed numerically following [89].

From Eqs. (1), (5) and (6), it is straightforward to define the (net) lepton fraction Y_l as

$$Y_l(n_b, T, \eta_{l-}^0) = [n_{l-}(\eta_{l-}^0, T) - n_{l+}(\eta_{l+}^0, T)]/n_b. \quad (7)$$

Since our goal is to produce a tabulated EoS, our scheme begins by fixing the range of tabulated muon fractions Y_μ . Then, for each (n_b, T, Y_μ) , we numerically solve Eq. (7) for $\eta_{\mu-}^0$. Next, for each (n_b, T, Y_p, Y_μ) , we define the electron fraction Y_e by imposing local charge neutrality, i.e.

$$Y_e = Y_p - Y_\mu, \quad (8)$$

which is plugged in the LHS of Eq. (7) and numerically solved for η_{e-}^0 .

Once the lepton degeneracies are known for all (n_b, T, Y_p, Y_μ) by means of the procedure above, contributions from leptons [Eqs. (2), (3)] and photons γ are added to the baseline baryonic (b) EoS, giving

$$p = p_b + p_{e-} + p_{e+} + p_{\mu-} + p_{\mu+} + p_\gamma, \quad (9)$$

$$\varepsilon = \varepsilon_b + \varepsilon_{e-} + \varepsilon_{e+} + \varepsilon_{\mu-} + \varepsilon_{\mu+} + \varepsilon_\gamma, \quad (10)$$

where

$$\varepsilon_\gamma = \frac{8\pi^5}{15} \frac{T^4}{(hc)^3}, \quad p_\gamma = \varepsilon_\gamma/3, \quad (11)$$

correspond to the EoS of photons at zero chemical potential and in thermal equilibrium with the matter. Note that we neglect the pressure exerted by trapped neutrinos and their contribution to the matter energy density. See, e.g., [83, 90] for investigations concerning the role of trapped neutrinos.

For the purposes of this work, there are two special cases of interest for the muonic EoS: the first one is when $Y_\mu = 0$, which trivially sets $\eta_{\mu-}^0 = \eta_{\mu+}^0 = -1/\beta_\mu$. The second one, relevant for the construction of initial data, comes by imposing the neutrinoless β -equilibrium condition for the reactions

$$n + \nu_l \leftrightarrow l^- + p. \quad (12)$$

¹ Such as those found, for example, in the CompOSE database <https://compose.obspm.fr/>.

Thus, the neutrino chemical potential vanishes and the lepton chemical potentials are given by

$$\mu_e(n_b, T, Y_p) = \mu_\mu(n_b, T, Y_p) = \mu_n(n_b, T, Y_p) - \mu_p(n_b, T, Y_p). \quad (13)$$

Setting a constant temperature $T = T_0$, e.g., the lowest tabulated temperature of the baryonic EoS, Eq. (8) is solved for each n_b along with Eq. (13) for Y_p . Then, adding the leptons and photons contributions according to Eqs. (2), (3), a one-dimensional cold neutrinoless β -equilibrated EoS is produced.

To illustrate the changes introduced by the presence of muons in the composition of the matter, we depict in Fig. 1 the proton and muon fraction for a cold $T = 0.1$ MeV, β -equilibrated muonic EoS adopting the SFHo baryonic EoS [91]. For small baryon densities $n_b \lesssim 0.125 \text{ fm}^{-3}$, the muonic (thick black line) and electronic (dashed black line) EoSs have the same proton fraction. Once $\mu_e \geq m_\mu c^2$ (which is represented by the red line), muons are present within the matter ($Y_\mu > 0$) and, accordingly, due to the local charge neutrality condition, the proton fraction becomes larger for the muonic EoS by a factor of at most 31% at $n_b = 1.5 \text{ fm}^{-3}$. It should be noted that this leads to a slight decrease of internal energy compared to when muons are absent because of (i) the conversion of electrons into muons and the subsequent loss of electron degeneracy energy by de-occupation of energy levels, which is consistent with the (small) reduction of the electron chemical potential when muons are present and (ii) the larger proton fraction leads to a loss of the neutron rest-mass contribution to the internal energy. But since muons only appear at moderately high densities, where the baryonic pressure and energy density dominate over the leptonic contributions, the impact of muons in macroscopic properties of a cold NS (e.g., mass, radius and tidal deformability) is negligible.

In the following we summarize relevant information regarding the EoS used in this work. For comparisons purpose with results from the literature, we adopt the SFHo baseline EoSs. The baryon mass constant is chosen as $m_b = 1.659 \times 10^{-24} \text{ g}$ and the rest-mass density is given by $\rho = m_b n_b$. The range of validity for the EoS parameters are $\rho = [1.695 \times 10^3, 2.489 \times 10^{15}] \text{ g/cm}^3$, equispaced in log-scale with 30 points per decade, $T = [0.1, 120] \text{ MeV}$, equispaced in log-scale with 30 points per decade, $Y_p = [0.01, 0.60]$ equispaced in linear scale with stride 0.01 and $Y_\mu = [1 \times 10^{-4}, 1 \times 10^{-1}]$, equispaced in log-scale with 20 points per decade plus $Y_\mu = 0$, for a total of 62 points in the Y_μ dimension. All necessary thermodynamical information is obtained by means of a quadrilinear interpolation over the aforementioned EoS validity region. For such a parameterization choice, the 3+1 form of the GRHD equations of [92] are the same as in [93, 94] for the conserved rest-mass density D , internal energy density τ and momentum density S_i , but here we

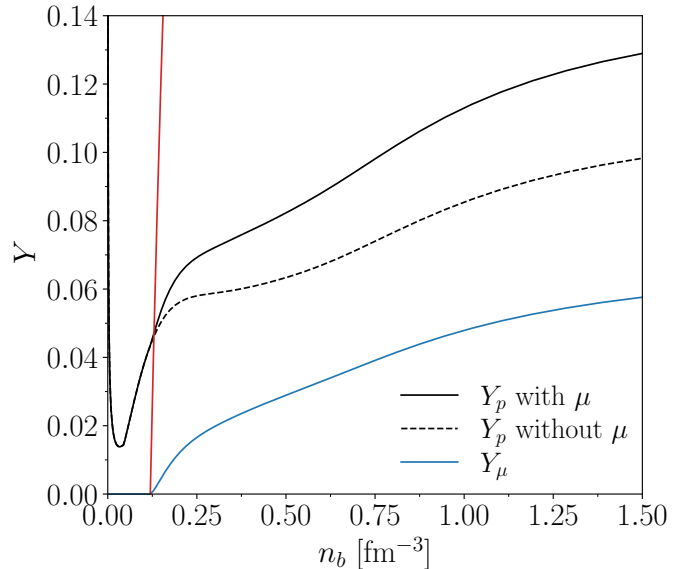


FIG. 1. Proton fraction for a cold, β -equilibrated slice of the SFHo EoS with muons (black thick line), its correspondent muon fraction (blue thick line), and the proton fraction without muons (black dashed line) as a function of the baryonic number density n_b . The red vertical line represents the fractional difference $(\mu_e - m_\mu c^2)/(m_\mu c^2)$. For $\mu_e \geq m_\mu c^2$, muons are present.

evolve Y_p and Y_μ according to

$$\partial_0(\sqrt{\gamma}DY_p) + \partial_i[\sqrt{\gamma}DY_p(\alpha v^i - \beta^i)] = \alpha\sqrt{\gamma}S_{Y_p}, \quad (14)$$

$$\partial_0(\sqrt{\gamma}DY_\mu) + \partial_i[\sqrt{\gamma}DY_\mu(\alpha v^i - \beta^i)] = \alpha\sqrt{\gamma}S_{Y_\mu}, \quad (15)$$

where γ is the determinant of the spatial metric, α is the lapse function, β^i is the shift vector, v^i is the 3-velocity measured in the Eulerian frame, S_{Y_p} and S_{Y_μ} are source terms that we introduce in the next section. The extension of our previous high-resolution shock-capturing (HRSC) scheme [86] to the present case is straightforward.

III. NEUTRINOS LEAKAGE SCHEME

A. A Brief Overview

The NLS [59–61, 68, 93, 95–104] is a simplified method to account for the radiative transport of neutrinos, devised to produce order-of-magnitude estimates of the role of neutrinos in astrophysical scenarios without resorting to approximate solutions of the Boltzmann equation, such as in lattice-Boltzmann transport schemes [105], moments-based schemes [62, 66, 67, 70, 106] or Monte Carlo schemes [107–109]. Differently than in previous BNS merger studies, instead of three neutrino species $\{\nu_e, \bar{\nu}_e, \nu_x\}$, we consider five neutrino species $\{\nu_e, \bar{\nu}_e, \nu_\mu, \bar{\nu}_\mu, \nu_x\}$, where the heavy lepton neutrinos $\nu_x = \{\nu_\tau, \bar{\nu}_\tau\}$ are grouped as a single species with statistical weight 2. In the following, neutrinos are assumed

to be governed by the ultrarelativistic Fermi-Dirac distribution in local thermal and β -equilibrium with the matter [60], i.e., the degeneracy parameters read

$$\eta_{\nu_e} = (\mu_p + \mu_e - \mu_n)/T, \quad \eta_{\bar{\nu}_e} = -\eta_{\nu_e}, \quad (16)$$

$$\eta_{\nu_\mu} = (\mu_p + \mu_\mu - \mu_n)/T, \quad \eta_{\bar{\nu}_\mu} = -\eta_{\nu_\mu}, \quad (17)$$

$$\eta_{\nu_x} = 0, \quad (18)$$

where the above chemical potentials include rest-mass.

The NLS prescription adopted in this work assumes that the energy-momentum conservation applied to a matter element is modified according to

$$\nabla_\nu T_{\text{matter}}^{\mu\nu} = -\mathcal{Q}u^\mu, \quad (19)$$

where ∇_ν is the covariant derivative compatible with the spacetime metric $g_{\mu\nu}$, $T_{\text{matter}}^{\mu\nu}$ is the stress-energy tensor of matter, considered here as an ideal fluid, u^μ is the four-velocity of the matter element and \mathcal{Q} is the total effective energy production rate, given by the sum of effective energy production rates from each neutrino species Q_I^{eff} , $I = \{\nu_e, \bar{\nu}_e, \nu_\mu, \bar{\nu}_\mu, \nu_x\}$

$$\mathcal{Q} = \sum_I Q_I^{\text{eff}}. \quad (20)$$

As stated, the standard NLS only accounts for the cooling of the matter by emission of neutrinos. On the other hand, since neutrinos are leptons, the set of considered neutrinos-driven reactions consistently modify the lepton family number conservation laws as

$$\nabla_\nu(\rho Y_e u^\nu) = S_{Y_e}, \quad (21)$$

$$\nabla_\nu(\rho Y_\mu u^\nu) = S_{Y_\mu}, \quad (22)$$

while the baryon number conservation law reads

$$\nabla_\nu(\rho u^\nu) = 0. \quad (23)$$

In face of the above equation, Eqs. (21), (22) become, respectively

$$S_{Y_e} = \rho u^\nu \nabla_\nu(Y_e) = \rho \frac{dY_e}{d\tau} \equiv m_b(R_{\bar{\nu}_e}^{\text{eff}} - R_{\nu_e}^{\text{eff}}), \quad (24)$$

$$S_{Y_\mu} = \rho u^\nu \nabla_\nu(Y_\mu) = \rho \frac{dY_\mu}{d\tau} \equiv m_b(R_{\bar{\nu}_\mu}^{\text{eff}} - R_{\nu_\mu}^{\text{eff}}), \quad (25)$$

where $d/d\tau$ is the derivative with respect to the proper time of a fluid element. Hence R_I^{eff} is interpreted as the effective particle production rate of I in the fluid rest-frame. Finally, applying the local charge neutrality condition Eq. (8), the source term for Y_p in Eq. (14) reads

$$S_{Y_p} = S_{Y_e} + S_{Y_\mu} = m_b(R_{\bar{\nu}_e}^{\text{eff}} - R_{\nu_e}^{\text{eff}} + R_{\bar{\nu}_\mu}^{\text{eff}} - R_{\nu_\mu}^{\text{eff}}). \quad (26)$$

Following [59, 69, 102, 104], the effective energy and particle production rates are computed, respectively, according to

$$Q_I^{\text{eff}} = Q_I \left(1 + t_{I,1}^{\text{diff}}/t_{I,1}^{\text{prod}}\right)^{-1}, \quad (27)$$

$$R_I^{\text{eff}} = R_I \left(1 + t_{I,0}^{\text{diff}}/t_{I,0}^{\text{prod}}\right)^{-1}, \quad (28)$$

where Q_I , R_I are the free energy and particle production rates, the production timescales are

$$t_{I,1}^{\text{prod}} = B_{I,1}/Q_I, \quad t_{I,0}^{\text{prod}} = B_{I,0}/R_I, \quad (29)$$

with the neutrino energy density $B_{I,1}$

$$B_{I,1} = g_I \frac{4\pi}{(hc)^3} T^4 F_3(\eta_I), \quad (30)$$

the neutrino number density $B_{I,0}$

$$B_{I,0} = g_I \frac{4\pi}{(hc)^3} T^3 F_2(\eta_I), \quad (31)$$

$F_k(\eta_I)$ the ultrarelativistic Fermi integral of order k and the degeneracy factors $g_{\nu_e} = g_{\bar{\nu}_e} = g_{\nu_\mu} = g_{\bar{\nu}_\mu} = 1$, $g_{\nu_x} = 2$. Note that given a set of reactions that produce neutrinos, all the aforementioned quantities may be estimated within our approach by direct interpolation from the EoS since thermal and chemical equilibrium is assumed.

However, the estimation of the diffusion timescale $t_{I,0}^{\text{diff}}$ ($t_{I,1}^{\text{diff}}$) is more involved, since it depends on the local number-averaged opacity $\kappa_{I,0}$ (energy-averaged opacity $\kappa_{I,1}$), and on the non-local optical depth $\tau_{I,0}$ ($\tau_{I,1}$) according to

$$t_{I,j}^{\text{diff}} = \frac{\mathcal{D}\tau_{I,j}^2}{c\kappa_{I,j}}, \quad j = \{0, 1\}, \quad (32)$$

with $\mathcal{D} = 6$ chosen following [95]. For future convenience, we define here the I neutrino-sphere as the surface where $\tau_{I,j} = 1$, which represents the location outside of which neutrinos are effectively decoupled from matter [110].

The optical depths are estimated following the iterative procedure of Ref. [111], i.e., during the initial timestep, the optical depths are iterated until convergence for all grid points. During the evolution, optical depths are recomputed at each point once per timestep by a single iteration using the optical depths from the previous timestep. An alternative approach, based on the solution of the Eikonal equation for the optical depths may be found in Ref. [112].

In the following, we present in details the methods employed for the computation of opacities and emission rates for the processes considered in this work, which are summarized in Table I.

B. Opacities Computation

A crucial part of modelling neutrinos-driven processes consist in the evaluation of opacities associated with scattering and absorption reactions. As will become clear, a few differences are found between our opacities estimates and the widely adopted prescription for BNS studies, originally due to Ref. [59]. Instead, we closely follow Ref. [75].

TABLE I. Neutrino-driven reactions considered in this work. All the charged current processes are computed within the elastic approximation. Note that for pair processes and elastic scatterings, neutrinos of all species may participate.

	References
Charged-Current Processes	
$\nu_e + n \leftrightarrow p + e^-$	[75] [113]
$\bar{\nu}_e + p \leftrightarrow n + e^+$	[75] [113]
$\nu_\mu + n \leftrightarrow p + \mu^-$	[75] [113]
$\bar{\nu}_\mu + p \leftrightarrow n + \mu^+$	[75] [113]
Pair Processes	
$e^- + e^+ \rightarrow \nu + \bar{\nu}$	[59] [114]
$\gamma \rightarrow \nu + \bar{\nu}$	[59] [114]
Elastic Scattering	
$\nu + p \rightarrow \nu + p$	[59] [93]
$\nu + n \rightarrow \nu + n$	[59] [93]
$\nu + A \rightarrow \nu + A$	[103]

We begin by considering that the charged-current (CC) absorption processes of Table I may be generically represented as

$$\nu + N_1 \rightarrow l + N_2, \quad (33)$$

which corresponds to the absorption of a neutrino ν by the nucleon N_1 , yielding the lepton l and the nucleon N_2 , where $N_1, N_2 = \{n, p\}$.

For simplicity, we restrict to model such reactions by means of the elastic approximation, i.e., neglecting the momentum transferred to nucleons by neutrinos. In this case, the absorption opacity is given by [75, 113, 115, 116]

$$\kappa_I^{\text{abs}}(\epsilon) = \frac{\sigma_0}{(m_e c^2)^2} \frac{(1 + 3g_A^2)}{4} (\epsilon + Q)^2 \sqrt{1 - \left(\frac{m_l c^2}{\epsilon + Q}\right)^2} [1 - f_l(\epsilon + Q)] \eta_{12}, \quad (34)$$

where $I = \{\nu_e, \bar{\nu}_e, \nu_\mu, \bar{\nu}_\mu, \nu_x\}$, $\kappa_{\nu_x}^{\text{abs}}(\epsilon) = 0$, ϵ is the incoming neutrino energy, $\sigma_0 \approx 1.705 \times 10^{-44}$ cm², the axial coupling constant is $g_A \approx 1.23$ [114], $E_l = \epsilon + Q$ is the energy of the lepton l and the medium-modified Q value is

$$Q = m_1^* c^2 + U_1 - m_2^* c^2 - U_2, \quad (35)$$

where $m_{1/2}^*$ is the effective mass and $U_{1/2}$ is the single-particle vector-interaction potential of $N_{1/2}$, generally provided by the EoS. Otherwise, estimates of U may be obtained following the procedure of [117]. The lepton distribution function f_l is the Fermi-Dirac function

$$f_l(\epsilon + Q) = \frac{1}{1 + \exp[(\epsilon + Q)/T - \eta_l]}, \quad (36)$$

and the nucleon phase-space blocking factor η_{12} is

$$\eta_{12} = \frac{n_2 - n_1}{\exp[(\mu_2 - \mu_1 + Q)/T] - 1}, \quad (37)$$

where $n_{1/2}$ is the nucleon number density and $\mu_{1/2}$ is the nucleon chemical potential (including rest-mass).

To avoid unphysical behavior of η_{12} in the non-degenerate regime, we follow the prescription found

in [118] and set

$$\eta_{np} = n_n, \quad (38)$$

$$\eta_{pn} = n_p, \quad (39)$$

if $\mu_n - \mu_p - Q < 0.01$ MeV. Note that, although no other corrections are considered, we include in-medium effects in the limited kinematics of the absorption reaction Eq. (33) by means of the medium-modified Q factor.

The next step, common to all energy-independent schemes, is to consider the spectral-average of the absorption opacity Eq. (34). To do so, the usual procedure consists in dropping the square root term in Eq. (34), which is equivalent to state that the energy of the outgoing lepton $E_l \gg m_l c^2$, i.e., that the produced leptons are ultrarelativistic. This is reasonable for electrons, since in general $Q > m_e c^2$, but for the case of muons, due to their substantially larger rest-mass, such an approximation is not adequate.

Instead, we keep the square-root term, but follow [59, 103] and approximate the lepton phase-space blocking through averaging the energy \bar{E}_l of the produced lepton via reaction Eq. (33)

$$[1 - f_l(\epsilon + Q)] \approx \langle 1 - f_l(\bar{E}_l) \rangle = \{1 + \exp[-(\bar{E}_l/T - \eta_l)]\}^{-1}. \quad (40)$$

Hence, the spectrally-averaged absorption opacity reads

$$\kappa_{I,j}^{\text{abs}} = \frac{1}{B_{I,j}} \langle 1 - f_l(\bar{E}_l) \rangle \frac{\sigma_0}{(m_e c^2)^2} \frac{(1 + 3g_A^2)}{4} \eta_{12} \mathcal{I}_{I,j}, \quad (41)$$

which is written in terms of the integral

$$\mathcal{I}_{I,j}(m_l, Q, T, \eta_I) = \frac{4\pi}{(hc)^3} T^{5+j} \int_{x_{\min}}^{\infty} (x + Q/T)^2 \sqrt{1 - \left(\frac{m_l c^2}{xT + Q}\right)^2} x^{2+j} f_I(x) dx. \quad (42)$$

In Eq. (42) the lower integration limit is $x_{\min} = \max[0, (m_l c^2 - Q)/T]$, which ensures that (i) the square-root term is real and (ii) that only neutrinos with energies larger than $m_l c^2 - Q > 0$ are absorbed. Naturally, $f_I(x)$ is the ultrarelativistic Fermi Dirac distribution function describing neutrinos, i.e.,

$$f_I(x) = \frac{1}{1 + \exp(x - \eta_I)}. \quad (43)$$

Before proceeding to the methods employed to perform the integral Eq. (42), we are in position of defining the average energy of the produced lepton \bar{E}_l by noting that the average energy of the absorbed neutrinos may be estimated as

$$\bar{E}_I = \kappa_{I,1}^{\text{abs}} / \kappa_{I,0}^{\text{abs}} = T(\mathcal{I}_{I,1} / \mathcal{I}_{I,0}). \quad (44)$$

Thus, energy conservation implies

$$\bar{E}_l = T \frac{\mathcal{I}_{I,1}}{\mathcal{I}_{I,0}} + Q. \quad (45)$$

We verified that such a prescription, along with the lower integration bound x_{\min} defined later ensures that $\bar{E}_l \geq m_l c^2$. It is straightforward to verify that when the square-root term of the integral Eq. (42) is neglected, one recovers Eq. (B13) of Ref. [103] from Eq. (41). Furthermore, neglecting Q , one recovers the widely adopted estimate of Ref. [59]

$$\bar{E}_l = T \frac{F_5(\eta_I)}{F_4(\eta_I)}.$$

So far we have restated the problem of computing opacities as that of evaluating the integral Eq. (42). The current, widely adopted procedure of neglecting the square-root term and the Q factor have the clear advantage of reducing the problem to the evaluation of the ultrarelativistic Fermi-Dirac integral, which is easily computed along a simulation given the pair (T, η_I) by means of, e.g.,

the sufficiently accurate formulas of Ref. [119]. However, as said, such an approach is not justified when applied to muon-driven reactions.

On the other hand, the numerical integration of Eq. (42) on-the-fly is computationally intensive, since it may take up to hundreds of function evaluations per integral. Therefore, we resort to a pre-computation of the integrals as to produce, from the EoS as input, a table of spectrally-averaged opacities and emission rates parameterized by (ρ, T, Y_p, Y_μ) , which are then used to compute opacities and emission rates along our simulations by means of quadrilinear interpolations.

Therefore, for each EoS point (ρ, T, Y_p, Y_μ) , the integration of Eq. (42) is performed by adaptative quadratures up to desired accuracy with the Double Exponential method [120] as implemented in Refs. [121, 122]. Naturally, modifications concerning the kernel of the integral and the lower integration boundary are in order, since the original method is devised to integrate moments of the Fermi-Dirac distribution from $x_{\min} = 0$, which can be handled by simple variable transformations.

More specifically, we first distinguish two cases:

- (i) If $m_l c^2 - Q \leq 0$, we integrate Eq. (42) with $x_{\min} = 0$, since neutrinos with all energies may participate of the reaction. The I degeneracy $\bar{\eta}_I = \eta_I$ and distribution function $\tilde{f}_I(x) = f_I(x)$ remain unchanged,
- (ii) If $m_l c^2 - Q > 0$, we make $\epsilon + Q = E + m_l c^2$ and $x = E/T$. The I degeneracy is, thus, re-scaled by the transformation such that

$$\tilde{\eta}_I = \eta_I - \frac{(m_l c^2 - Q)}{T}, \quad (46)$$

$$\tilde{f}_I(x) = \frac{1}{1 + \exp(x - \tilde{\eta}_I)}, \quad (47)$$

and the integral Eq. (42) becomes

$$\tilde{\mathcal{I}}_{I,j} = \frac{4\pi}{(hc)^3} T^{5+j} \int_0^{\infty} (x + m_l c^2/T)^2 \sqrt{1 - \left(\frac{m_l c^2}{xT + m_l c^2}\right)^2} \left(x + \frac{m_l c^2 - Q}{T}\right)^{2+j} \tilde{f}_I(x) dx, \quad (48)$$

where we omitted the dependencies of $\tilde{\mathcal{I}}_{I,j}$ for a shorter notation.

One last limit has to be considered when computing Eq. (41): the black-body function $B_{I,j}$ may be evaluated to zero, which generally occurs for very negative neutrino

degeneracies, although the ratio $\mathcal{I}_{I,j}/B_{I,j}$ is finite. Thus, in order to circumvent such a possible issue, we first compute the black-body functions $B_{I,0}$, $B_{I,1}$. If one of those

functions evaluate to zero, we make

$$B_{I,j} = \frac{4\pi}{(hc)^3} T^{3+j} \exp(\eta_I)(2+j)!, \quad (49)$$

which comes from expanding $f_I(x) \approx \exp(\eta_I) \exp(-x)$ for $\exp(\eta_I) \ll 1$.

On the other hand, when $\eta_I \leq -100$ (for $m_l c^2 - Q \leq 0$) or $\bar{\eta}_I \leq -100$ (for $m_l c^2 - Q > 0$), we proceed to similar expansions

$$f_I(x) \approx \exp(\eta_I) \exp(-x), \quad (50)$$

$$\bar{f}_I(x) \approx \exp(\bar{\eta}_I) \exp(-x), \quad (51)$$

and carry out the integrations Eq. (42) or Eq. (48) with a 64 points Gauss-Laguerre quadrature. By doing so, we have explicitly factored out the $\exp(\eta_I)$ term that may drive $B_{I,j} \rightarrow 0$, thus allowing the computation of finite ratios $\mathcal{I}_{I,j}/B_{I,j}$.

Finally, for the elastic scattering of neutrinos ν in free nucleons N and heavy nuclei A

$$\nu + N \rightarrow \nu + N, \quad (52)$$

$$\nu + A \rightarrow \nu + A, \quad (53)$$

we compute the respective scattering opacities $\kappa_{I,j}^{\text{scatt}}(N)$ according to [93] and $\kappa_{I,j}^{\text{scatt}}(A)$ according to [103]. Hence, the opacities used in Eq. (32) and for the computation of optical depths is simply the sum of the opacities over all processes, i.e.,

$$\kappa_{I,j} = \kappa_{I,j}^{\text{abs}} + \kappa_{I,j}^{\text{scatt}}(n) + \kappa_{I,j}^{\text{scatt}}(p) + \kappa_{I,j}^{\text{scatt}}(A), \quad (54)$$

with $\kappa_{\nu_x,j}^{\text{abs}} = 0$.

C. Emission Rates Computation

For the emission via charged-current processes we consider the inverse of the reaction presented in Eq. (33). Following [115], detailed-balance sets the spectrally-averaged emission rates as

$$Q_{I,j}^{\text{CC}} = \langle 1 - f_I(\bar{E}_I) \rangle \frac{\sigma_0 c}{(m_e c^2)^2} \frac{(1 + 3g_A^2)}{4} \eta_{21} \mathcal{I}_{I,j}^*, \quad (55)$$

where the integral $\mathcal{I}_{I,j}^*$ reads

$$\mathcal{I}_{I,j}^*(m_l, Q, T, \eta) = \frac{4\pi}{(hc)^3} T^{5+j} \int_{x_{\min}}^{\infty} (x + Q/T)^2 \sqrt{1 - \left(\frac{m_l c^2}{xT + Q} \right)^2} x^{2+j} f_I(x + Q/T) dx. \quad (56)$$

For easy of notation and consistency with the text, we note that $Q_{I,0}^{\text{CC}} = R_I^{\text{CC}}$, $Q_{I,1}^{\text{CC}} = Q_I^{\text{CC}}$ and $Q_{\nu_x,1}^{\text{CC}} = Q_{\nu_x,0}^{\text{CC}} = 0$.

In this case the neutrinos produce the phase-space blocking, thus in complete analogy to Eq. (40) we define

$$\langle 1 - f_I(\bar{E}_I) \rangle = \{1 + \exp[-(\bar{E}_I/T - \eta_I)]\}^{-1}, \quad (57)$$

such that the average energy of the produced neutrino \bar{E}_I is given by

$$\bar{E}_I = \max \left[0, T \frac{\mathcal{I}_{I,1}^*}{\mathcal{I}_{I,0}^*} - Q \right]. \quad (58)$$

Similarly to the calculation of absorption opacities, we distinguish two cases:

- (i) If $m_l c^2 - Q \leq 0$, we set $x_{\min} = 0$ and compute the integral Eq. (56) with the modified lepton distribution function $f_I^*(x)$

$$f_I^*(x) = f_I(x + Q/T) = \frac{1}{1 + \exp(x - \eta_l^*)}, \quad (59)$$

$$\eta_l^* = \eta - \frac{Q}{T}, \quad (60)$$

which is the same integral as Eq. (42), up to a substitution $f_I(x) \rightarrow f_I^*(x)$.

- (ii) If $m_l c^2 - Q > 0$, we make again $\epsilon + Q = E + m_l c^2$, $x = E/T$, which transforms the lepton distribution function and the lepton chemical potential, respectively, as

$$\tilde{f}_I^*(x) = \frac{1}{1 + \exp(x - \bar{\eta}_l^*)}, \quad (61)$$

$$\bar{\eta}_l^* = \eta - \frac{m_l c^2}{T}. \quad (62)$$

The resulting integral, then, is the same as Eq. (48), up to a substitution $\tilde{f}_I(x) \rightarrow \tilde{f}_I^*(x)$.

As per the pair processes, we follow the expressions of Ref. [59] for the electron-positron pair annihilation ($e^- e^+$) and transversal plasmon decay (γ) with a few adaptations, namely:

- (i) For ν_x we divide their Eqs. (B10), (B12) by 2 to account for our statistical weight 2 instead of 4.
- (ii) For ν_μ and $\bar{\nu}_\mu$ produced via $e^- e^+$, we use their Eq. (B8), changing the term $(C_1 + C_2)_{\nu_e \bar{\nu}_e} \rightarrow (C_1 + C_2)_{\nu_x \bar{\nu}_x}$ and employ the degeneracies Eq. (17) to

compute the corresponding blocking factors in their Eq. (B9).

- (iii) Analogous adaptations were made in their Eqs. (B11), (B13) for the production of ν_μ and $\bar{\nu}_\mu$ via γ .

Then the free production rates in Eqs. (27), (28) are given by the sum of production rates over the charged-current and pair processes.

We end this section with a brief discussion about the possible contributions of Q , henceforth specified as

$$Q = m_n^* c^2 + U_n - m_p^* c^2 - U_p, \quad (63)$$

to the opacities and emission rates for the CC processes. In the context of BNS simulations, such a correction has been either neglected, following Ref. [59] or partially considered, as in Ref. [103], where a constant $Q = m_n c^2 - m_p c^2 = 1.2935$ MeV is assumed. In the later, the authors show that CC opacities and emissivities involving ultrarelativistic leptons receive corrections that may (i) re-scale the degeneracy factors for leptons and neutrinos as Q/T and (ii) introduce additional terms proportional to Q , Q^2 and Q^3 , which are in general mild for $Q = 1.2935$ MeV, but become important for larger Q , in particular around its maximum.

To illustrate the behavior of the medium-modified Q factor, we depict in the upper panels of Fig. 2 diagrams of Q (color-coded) as a function of ρ and T for three representative $Y_p = \{0.06, 0.20, 0.40\}$.

There we observe that Q has a very weak temperature dependency, only deviating from 1.2935 MeV at moderate densities $\rho \geq 10^{12}$ g/cm³ and reaching its maximum at 10^{14} g/cm³ $< \rho < 10^{15}$ g/cm³. Hence, we observe that the in-medium modifications set by Q are sizeable only at high densities. For concreteness, we show in the lower panel of Fig. 2 that in the case of an isolated, cold, β -equilibrated NS, the Q factor (blue line) is substantially larger than 1.2935 MeV within most of the NS interior, as $\rho \leq 10^{12}$ g/cm³ (black line) close to the edge of the star. Since Q is roughly independent of T and provided that β -equilibrium is reached sufficiently fast, we argue that this panel also qualitatively represents the Q factor profile in the densest portions of a BNS remnant.

IV. METHODS AND SETUPS

In this work we performed four equal-mass, irrotational, BNS merger simulations. For our simulations we employed the SFHo baseline EoS. For comparison purposes, we ran one simulation with electrons and positrons only, which corresponds to a three-dimensional EoS, incorporating the usual three neutrino species $\{\nu_e, \bar{\nu}_e, \nu_x\}$, $\nu_x = \nu_\mu, \bar{\nu}_\mu, \nu_\tau, \bar{\nu}_\tau$, with $g_{\nu_x} = 4$. This setup is referred to as SFHo_3D. The other three setups were simulated with the full four-dimensional EoS. In order to single out the role of muons-driven reactions, one

of the four-dimensional EoS setup was simulated with the same aforementioned three neutrino species, hence named SFHo_4D_3, while the remaining two were simulated with five neutrino species $\{\nu_e, \bar{\nu}_e, \nu_\mu, \bar{\nu}_\mu, \nu_x\}$, $\nu_x = \nu_\tau, \bar{\nu}_\tau$, $g_{\nu_x} = 2$, identified as SFHo_4D_5, with same spatial grid resolution as the previously described runs, and SFHo_4D_5_High, with higher spatial grid resolution. All systems have total gravitational mass $M = 2.70 M_\odot$ and are initially governed by cold $T = 0.1$ MeV, neutrinoless β -equilibrated EoSs. The initial data was produced with the SGRID code [123–125], adapted to the use of one-dimensional tabulated EoSs as input. One caveat is that finite-temperature EoSs hardly reproduce the limit $(p, \varepsilon) \rightarrow 0$ for $n_b \rightarrow 0$, which is needed for the proper imposition of boundary conditions. Instead, there is typically a (small) critical density n_b^* for which $de/dn_b|_{n_b^*} = 0$ and such that $de/dn_b > 0$ for $n_b < n_b^*$ [126]. To ensure the desired behavior at densities below the critical one, we assume that in this region the EoS is described by a cold polytrope.

The dynamical evolution of the spacetime and matter was performed with the BAM code, which received the updates described in Sec. II and in Sec. III. The numerical domain consists in a hierarchy of 7 nested Cartesian grids (referred to as levels and indexed by $L \geq 0$) with $\Delta x_L / \Delta x_{L+1} = 2$ grid spacing refinement. For $L \geq 3$ the levels move following the motion of the stars.

The finest level ($L = 6$) has grid spacing $\Delta x_6 = 178$ m and $\Delta x_6 = 142$ m for the high resolution run. The space is discretized with fourth-order finite differencing, while all fields evolve in time using the method of lines with an explicit fourth-order Runge-Kutta integrator and the Berger-Oliger time stepper [127]. Geometry quantities are evolved with the Z4c formulation of Einstein's equations [128, 129] along with the moving punctures method [84, 130]. Gauge fields are evolved adopting the 1 + log slicing [131] and the Gamma-driver conditions [132]. The HRSC scheme adopted for the evolution of matter fields employs the WENOZ reconstruction [133] and the HLL Riemann solver [134, 135] for the computation of inter-cell fluxes. Finally, a conservative adaptive mesh refinement strategy is used to ensure mass conservation across refinement levels [47]. The low density regions outside of the stars are treated with an artificial atmosphere prescription according to which matter elements are static and the thermodynamical properties follow from a cold and β -equilibrated slice of the EoS.

V. MERGER AND POST-MERGER DYNAMICS

A. Matter Evolution

All simulations begin with a coordinate distance between stars ≈ 41.4 km, merging after ~ 4 orbits. As expected, the presence of muons and muon-driven neutrino reactions does not affect the orbital dynamics during the inspiral.

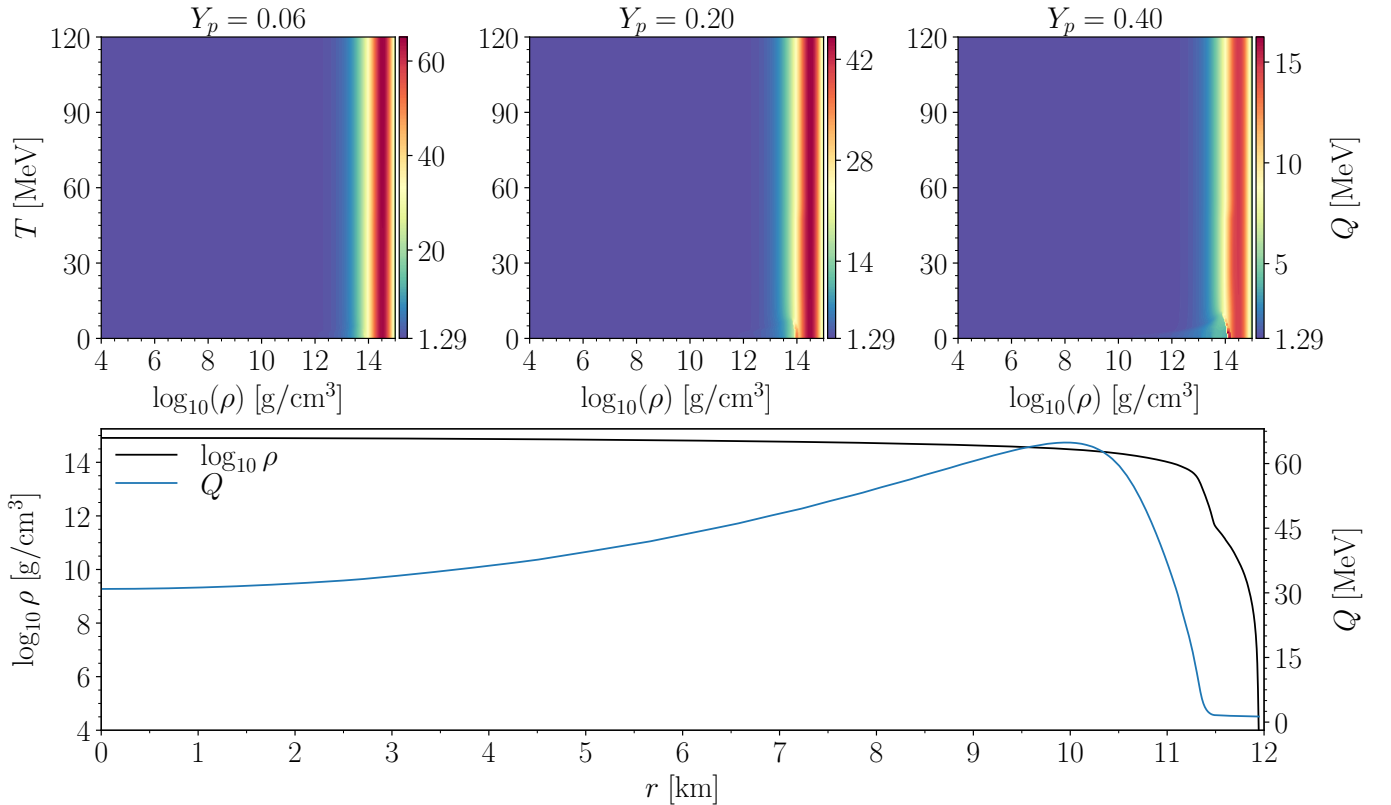


FIG. 2. *Upper panels:* Medium-modified Q factor for the SFHo EoS at three representative proton fractions $Y_p = 0.06$ (left panel), $Y_p = 0.20$ (middle panel) and $Y_p = 0.40$ (right panel). Note that the scales are different for each plot. *Lower panel:* Radial dependency of the Q factor (blue line) and $\log_{10} \rho$ (black line) for a cold, β -equilibrated, $M = 1.35 M_\odot$ isolated star with SFHo EoS.

In Fig. 3 we depict the time evolution of the maximum rest-mass density ρ_{\max} for our simulated setups. We begin noting that the muonic EoSs exhibit a slightly larger maximum rest-mass density before the merger, which is a consequence of the slightly smaller internal energy at same density introduced by the inclusion of muons in the cold, β -equilibrated EoSs employed for the construction of the ID.

In good agreement with the results from Ref. [69], our SFHo_3D simulation collapsed to a black-hole in ~ 12 ms after the merger which, despite important differences between the hydrodynamics and NLS implementations, is reassuring. Next, we note that the SFHo_4D.3 run has its collapse delayed by ~ 7 ms compared to SFHo_3D, which suggests a stabilizing role of the muons in the densest portions of the remnant with a noticeable damping of ρ_{\max} oscillations until the collapse. This result is in line with the pressure increase in the densest portions of the remnant for the SFHo setup of Ref. [83] due to the presence of muons inherited from the cold coalescing NS cores. In fact, an increased pressure may postpone the collapse by preventing matter from contracting. Furthermore, the remnant of the 5-species run SFHo_4D.5 experiences a stronger damping of the oscillations and does not collapse within our simulation timespan. It is worth pointing out that gravitational collapses are rather sensitive to grid

resolution, thus the observation of a longer-lived remnant in SFHo_4D.5_High, albeit exhibiting weaker damping as the oscillations are sustained for longer, suggests that the stabilization is robust.

Now we proceed with an analysis of the remnant and disk structure. In Fig. 4 we depict the matter state on the $x - y$ plane 10 ms after the merger. First we note that the SFHo_3D setup develops the most compact disk (upper row, first column), with a hot core-disk interface, pronounced shocked-tidal arms (middle row, first column) and a highly protonized disk, with $Y_p \gtrsim 0.25$ up to 40 km from the origin (lower row, first column). The SFHo_4D.3 run (second column), exhibits more pronounced tidally-shocked arms, although with overall smaller temperatures throughout the remnant core and disk, leading to a less protonized disk. It is worth noticing that the higher proton fraction in the densest portions of the muonic runs is reminiscent from the more protonized initial data (see Fig. 1).

The 5-species runs SFHo_4D.5 and SFHo_4D.5_High (third and fourth columns) develop an extended $\rho \geq 10^{13}$ g/cm³ region, with a noticeable suppression of the formation of tidally shocked arms. Accordingly, the whole remnant and disk are cooler than for SFHo_4D.3 and SFHo_3D and the proton fractions are smaller (lower row, third and fourth columns).

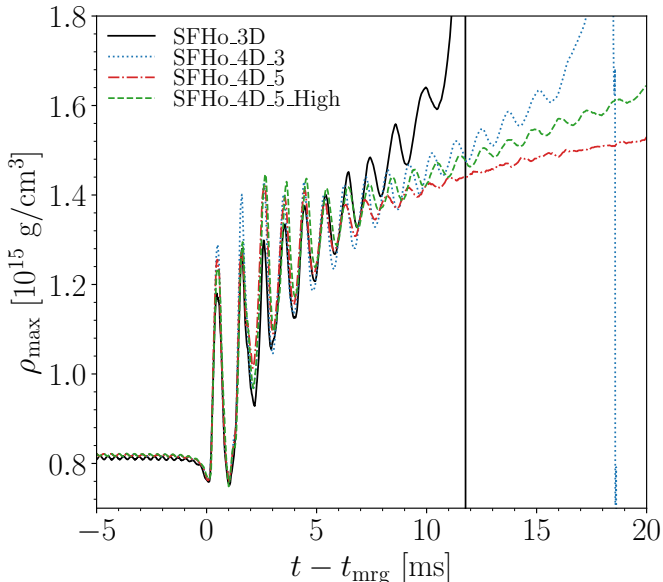


FIG. 3. Maximum rest-mass density evolution for our simulated setups. The merger instant t_{mrg} is defined as the instant in which the amplitude of the dominant (2, 2) mode of the GW strain is maximum.

The same qualitative features extend to the remnant and disk structures as seen in the $x - z$ plane slice presented in Fig. 5. The most noticeable difference concerns Y_p , which is higher in the polar cap $z \geq 20$ km for the 5-species runs.

B. Neutrino Emission

In Fig. 6 we present the evolution of the neutrinos source luminosities. The pronounced peaks in the upper panels are associated to the gravitational collapse. Overall we note that the emissions peak around ~ 2 ms for all setups. The higher total luminosity peak of SFHo_4D.3 (upper right panel) when compared to the SFHo.3D (upper left panel) at this instant follows from the higher ρ_{max} reached by the former (see Fig. 3). In this case, the compression of matter increases the reaction rates across all neutrinos species.

Along the post-merger stage, $\bar{\nu}_e$ dominates up to 6 ms, followed by ν_x for the 3-species runs SFHo.3D and SFHo_4D.3. After that, L_{ν_x} is otherwise comparable to $L_{\bar{\nu}_e}$ because of the high temperatures reached by the remnants and the strong temperature scaling of pair processes yielding ν_x . It is worth pointing out that during the formation of a black hole, we don't adopt any particular excision strategy. Instead, we let the rest-mass density evolve and linearly extrapolate thermodynamical quantities for densities above the maximum tabulated one. Such a procedure is somewhat arbitrary, but since this only happens within the apparent horizon (hence causally disconnected from the remaining of the grid),

no significant effect is observed in the matter properties outside of the apparent horizon. However, since the optical depths computation depends on neighboring points, which might include points within the apparent horizon, unphysical optical depths may develop as a consequence of the linear extrapolation of opacities in those regimes. This is what we observe after the collapse for SFHo_4D.3: the maximum rest-mass density reaches between two and three times the maximum tabulated value, which produces unphysically high opacities and, consequently, very high optical depths within the apparent horizon. The optical depths at neighboring points then increase in response, leading to very small effective emission rates Eqs. (27), (28) and source luminosities. Contrary, for the SFHo.3D run, the maximum rest-mass density within the apparent horizon is $\sim 50\%$ larger than the maximum tabulated value, thus the opacities don't reach as high of values and the optical depths are not contaminated by the region within the apparent horizon. Therefore, we are able to capture the fading luminosity emitted by the disk. For the 5-species runs SFHo_4D.5 (lower left panel) and SFHo_4D.5_High (lower right panel), we observe an overall larger total luminosity, which we associate to the additional cooling channels provided by the CC muonic reactions. The smaller luminosities reached by ν_x compared to the 3-species simulations is due to the statistical weight 2 of the former instead of 4 of the later (see Section III C). The early post-merger neutrinos burst is such that the luminosities for ν_e , ν_μ and $\bar{\nu}_\mu$ are comparable up to ~ 5 ms. Once the emissions stabilize (from around 10 ms on), $L_{\nu_\mu} < L_{\bar{\nu}_\mu}$ because the hot and dense remnant is essentially optically thick and neutrinos mostly diffuse with average energies $\langle E_{\bar{\nu}_\mu} \rangle > \langle E_{\nu_\mu} \rangle$, as suggested by the average neutrino energies presented in Tab. II. We note that here the average neutrino energy is estimated as the ratio between energy and particle source luminosities, defined as in Ref. [93], thus based on volume integrals over a grid level and without gravitational redshift corrections. Naturally, our reported average energies are higher by $\sim 50\%$ for all species when compared to the literature (e.g. Refs. [67, 70, 71, 110]), which is an expected feature for leakage schemes given that neutrino luminosity and energy estimates include trapped neutrinos in the hot and dense remnant. On the other hand, more advanced treatments include absorption and neutrino properties are extracted far from the remnant, hence in the freely-streaming regime. Therefore, our estimates should be regarded as semi-quantitative.

Nevertheless, for all cases we recover the usual hierarchy $\langle E_{\nu_x} \rangle > \langle E_{\bar{\nu}_e} \rangle > \langle E_{\nu_e} \rangle$. Irrespective to the presence of muons and muon-driven reactions, $\langle E_{\nu_e} \rangle$, $\langle E_{\bar{\nu}_e} \rangle$ and $\langle E_{\nu_x} \rangle$ agree within $\sim 5\%$. Interestingly, for the 5-species runs we note that ~ 10 ms after the merger, the neutrino-spheres for $\bar{\nu}_\mu$, ν_x and ν_μ are, respectively, located at increasing radii from the remnant center, although somewhat close, and are found deeper within the remnant, hence at higher matter temperatures, than the $\bar{\nu}_e$ and ν_e neutrino-spheres. Thus, our results are in qual-

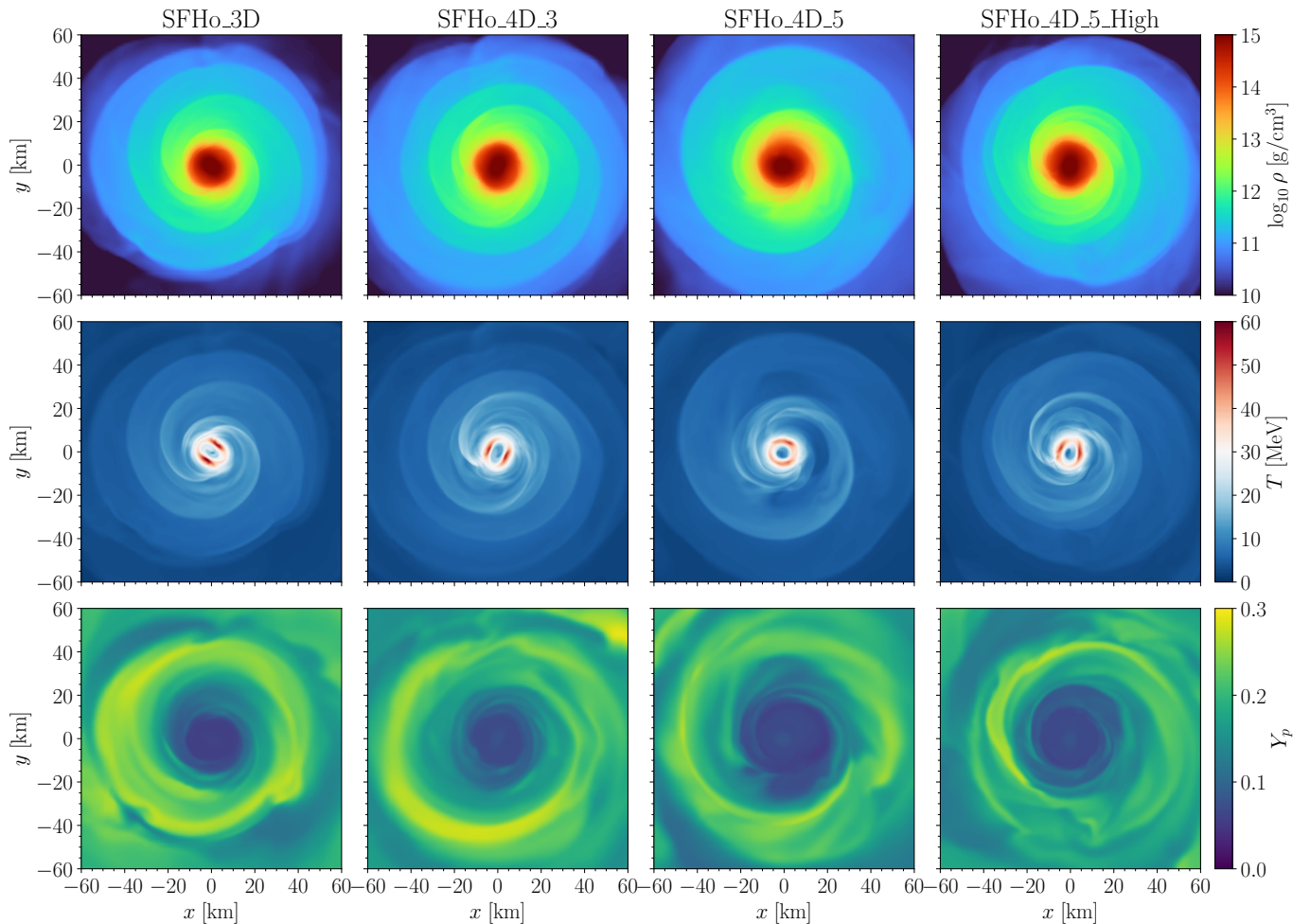


FIG. 4. Matter properties in the $x - y$ plane for the SFHo runs at $t - t_{\text{mrg}} = 10$ ms. Columns are referred from left to right as first to fourth. *First column:* SFHo_3D. *Second column:* SFHo_4D_3. *Third column:* SFHo_4D_5. *Fourth column:* SFHo_4D_5_High. *Upper row:* rest-mass density. *Middle row:* temperature. *Lower row:* proton fraction.

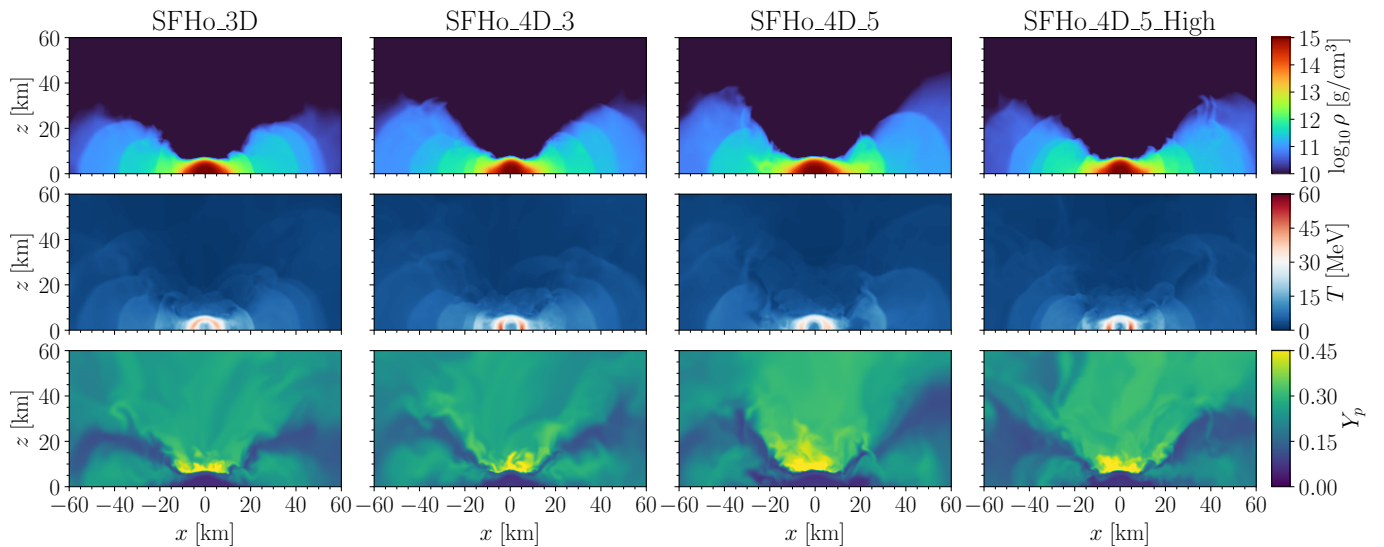


FIG. 5. Same as Fig. 4, but in the $x - z$ plane.

itative agreement with the conclusion of Ref. [110] that the observed energy hierarchy is related to the higher

TABLE II. Average neutrino energy per species, in MeV, 10 ms after the merger for our simulated setups. The columns read simulation name, average electron neutrino energy, average anti-electron neutrino energy, average muon neutrino energy, average anti-muon neutrino energy and average heavy lepton-neutrino energy.

Simulation	$\langle E_{\nu_e} \rangle$	$\langle E_{\bar{\nu}_e} \rangle$	$\langle E_{\nu_\mu} \rangle$	$\langle E_{\bar{\nu}_\mu} \rangle$	$\langle E_{\nu_x} \rangle$
SFHo_3D	15.3	22.2	—	—	34.8
SFHo_4D_3	15.8	21.5	—	—	33.7
SFHo_4D_5	15.0	21.5	29.4	44.1	34.0
SFHo_4D_5_High	15.2	22.0	28.6	40.3	34.1

temperature of the medium from which ν_x , ν_μ and $\bar{\nu}_\mu$ decouple, with a caveat that there the authors employ an M0 scheme for the transport of energy and particle number. Besides, since the emission rates for pair processes are the same for ν_μ and $\bar{\nu}_\mu$, their difference in average energies come from the CC reactions. In fact, by enforcing the lower bound on the energy of neutrinos that may be emitted via CC processes, we have $E_{\bar{\nu}_\mu, \min} = m_\mu c^2 + Q \approx 107 - 170$ MeV, while $E_{\nu_\mu, \min} = m_\mu c^2 - Q \approx 46 - 104$ MeV. With our results we add to the currently described energy hierarchy the observation that $\langle E_{\bar{\nu}_\mu} \rangle > \langle E_{\nu_x} \rangle > \langle E_{\nu_\mu} \rangle > \langle E_{\bar{\nu}_e} \rangle > \langle E_{\nu_e} \rangle$, although further simulations employing more EoSs and an improved neutrino treatment are desirable in order to draw firmer conclusions.

C. Muon Content

In order to describe the evolution of the muonic content we introduce the conserved muon number, defined as

$$m_b N_\mu = \int_{\mathcal{V}} DY_\mu \sqrt{\gamma} d^3x, \quad (64)$$

where $D = W\rho$ is the rest-mass density in the Eulerian frame, W is the usual Lorentz factor and the integration volume \mathcal{V} is a grid level. In the absence of muon-neutrinos reactions, the balance-law Eq. (22) implies the approximate constancy of N_μ along the evolution, which is verified for SFHo_4D_3 up to the collapse in the upper panel of Fig. 7. Conversely, when including the CC muonic reactions (that could alter the net muon fraction of a fluid element), as in the SFHo_4D_5(High) run, we observe that the conserved muon number decreases by as much as 8% (4%) with respect to the initial condition within our simulation timespan. In fact, we observe an early de-muonization, prompted by artificial shock-heating between the stars surface and the atmosphere. However, such an effect is diminished both before and after the merger with increased grid resolution.

The de-muonization is better visualized in the lower panels of Fig 7, where we show Y_μ in the $x - y$ plane 10 ms after the merger. For the SFHo_4D_3 run (lower left panel), we note that a substantial $Y_\mu > 0.01$ is

distributed throughout the disk, which is a hydrodynamical effect attributed to the sourceless advection of muons coming from the remnant core. Contrary, for the SFHo_4D_5 (lower middle panel) and SFHo_4D_5_High (lower right panel) muons are found only within the remnant, where $\rho \geq 10^{14}$ g cm $^{-3}$ (see third and fourth, left panels of Fig. 4), rapidly decreasing outside of this region, as indicated by the $Y_\mu = 10^{-6}$ red dashed contour line.

Here we make some remarks about our findings. First, the muon fraction distributions along the $x - y$ plane at $t - t_{\text{mrg}} = 5$ ms is similar to Fig. 3 of Ref. [83], i.e., around the final instants of the neutrino bursts, we found $Y_\mu = 10^{-4} - 10^{-2}$ within 25 km of the recently formed remnant for the 5-species runs, which is due to the early redistribution of Y_μ from the merging cores. Thus the de-muonization reported by us operates on longer timescales, mostly affecting the outermost disk regions.

Next, it is worth pointing out that, contrary to the CCSNe simulations of Refs. [73, 75], we do not observe the muonization of high-density matter, which is explainable by the following: first, their simulations start without muons within the matter. Then a substantial Y_μ builds up only shortly before the core bounce and after it, most importantly via a two-stages process comprised of production of high-energy muon-(anti)neutrinos through pair processes that may then participate in muonic absorption reactions. Such a mechanism cannot be properly modeled by a neutrinos leakage scheme, because absorption is not realistically captured by the treatment. Second, the protonization observed in NLS simulations is based on an excess emission of $\bar{\nu}_e$ with respect to ν_e , which occurs in the intermediate region between spatially separated $\bar{\nu}_e$ and ν_e neutrino-spheres such that $\tau_{\bar{\nu}_e, 0} = 1$ is located closer to the remnant than $\tau_{\nu_e, 0} = 1$. This is not the case for ν_μ and $\bar{\nu}_\mu$ neutrino-spheres. Instead, what we observe is that the $\bar{\nu}_\mu$ neutrino-sphere is slightly wider than the ν_μ neutrino-sphere, as depicted in the lower panels of Fig. 7. This happens because the spectrally-averaged opacities employed in this work are heavily dominated by scattering processes in the muon(anti)-neutrino neutrino-spheres. Besides, there the neutrino degeneracies are relatively small $\eta_{\nu_\mu} = -\eta_{\bar{\nu}_\mu} \approx -2$, such that the number-averaged opacity is typically a few tens of percent larger for $\bar{\nu}_\mu$ than for ν_μ . On the other hand, the maximum values of the optical depths found during the post-merger are around one order of magnitude smaller for $\bar{\nu}_\mu$ than for ν_μ , which is expected given that the energy-dependent CC opacities are one to two orders of magnitude smaller for $\bar{\nu}_\mu$ than for ν_μ in remnant and disk conditions [75].

Finally, compared to late stages of the post-bounce reported by Ref. [75], we found Y_μ in excess of about one order of magnitude. This is because most of the Y_μ found in the remnant cores come from the initially cold, neutrinoless, β -equilibrated NSs, while in the former matter is still hot ($T \approx 15$ MeV) and far from β -equilibrium, i.e., there $\mu_n - \mu_p < \mu_\mu < \mu_e$. On the other hand, our Y_μ

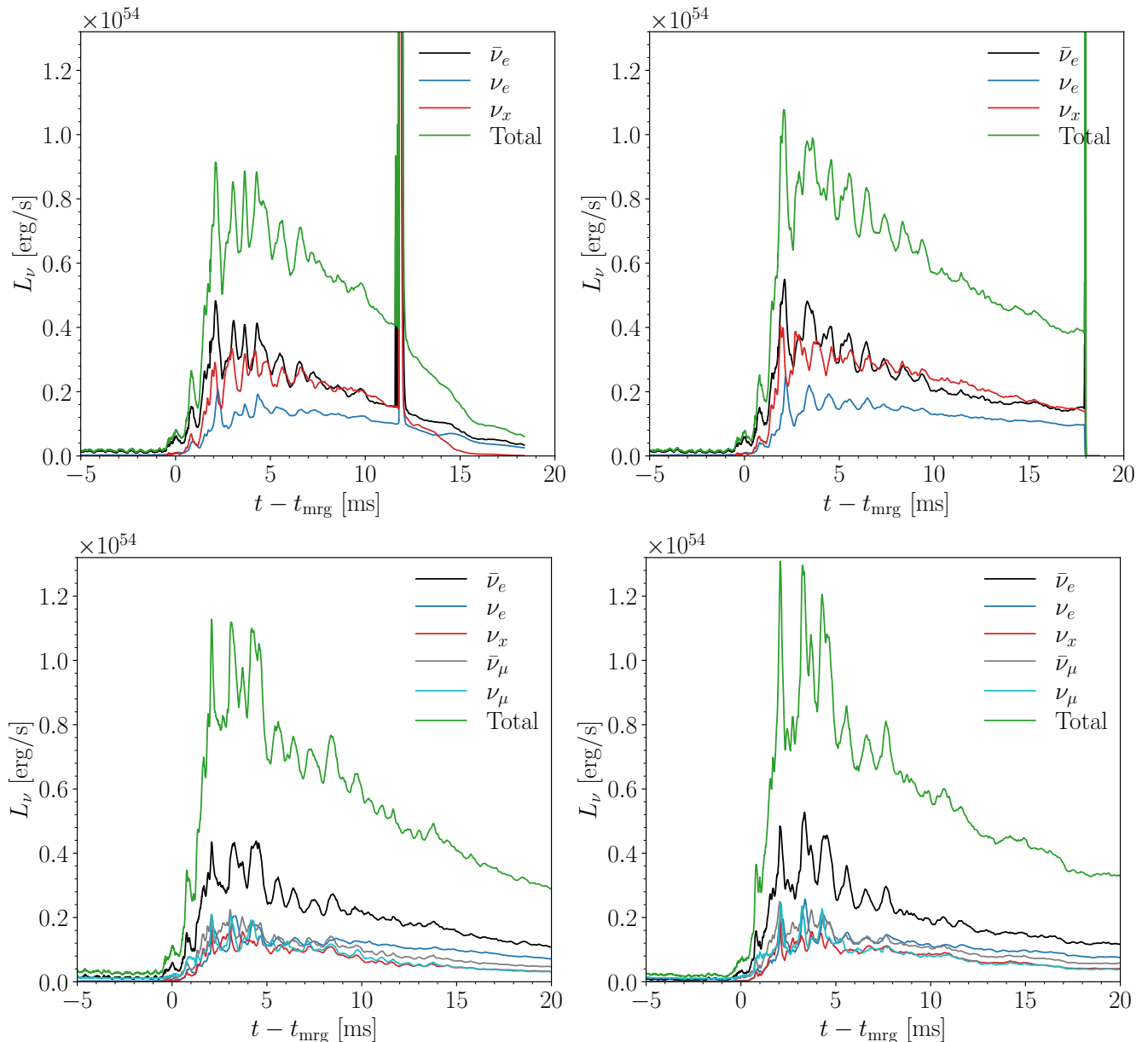


FIG. 6. Source neutrino luminosity L_ν evolution. *Upper left panel:* SFHo_3D, where the peak around 12 ms is related to the gravitational collapse. *Upper right panel:* SFHo_4D_3, where we followed the simulation up to 1 ms after the collapse for the purpose of comparing the remnant evolution with the remaining setups. *Lower left panel:* SFHo_4D_5. *Lower right panel:* SFHo_4D_5.High. In all setups we note a burst of neutrinos shortly after the merger, prompted by the heating that follows the compression of matter elements. Before the merger, neutrinos are produced due to artificial heating produced by shocks in the interface between the stars and the atmosphere, although to a lesser degree with increased grid resolution.

values are comparable to Ref. [73] in similar thermodynamic conditions, which also agrees with the reported in Ref. [83].

VI. EJECTA ANALYSIS

In this Section we present an analysis of the ejecta properties for our simulations. The relevant quantities are summarized in Table III. We note that the geodesic

criterion [136] was adopted and the reported averages were extracted at a fixed sphere of coordinate radius $r = 300 M_\odot$ by the procedure outlined in Ref. [71].

We begin comparing our SFHo_3D results with works that employ similar physical setups and neutrinos treatment. Our ejecta masses extracted at $r = 200 M_\odot$ are, respectively, $\approx 30\%$ ($\approx 23\%$) smaller than those in Ref. [65] (Ref. [64]). When comparing ejecta masses extracted at $r = 300 M_\odot$ with those of Ref. [69], we have $\approx 37\%$ less. Such differences may be partly explained by

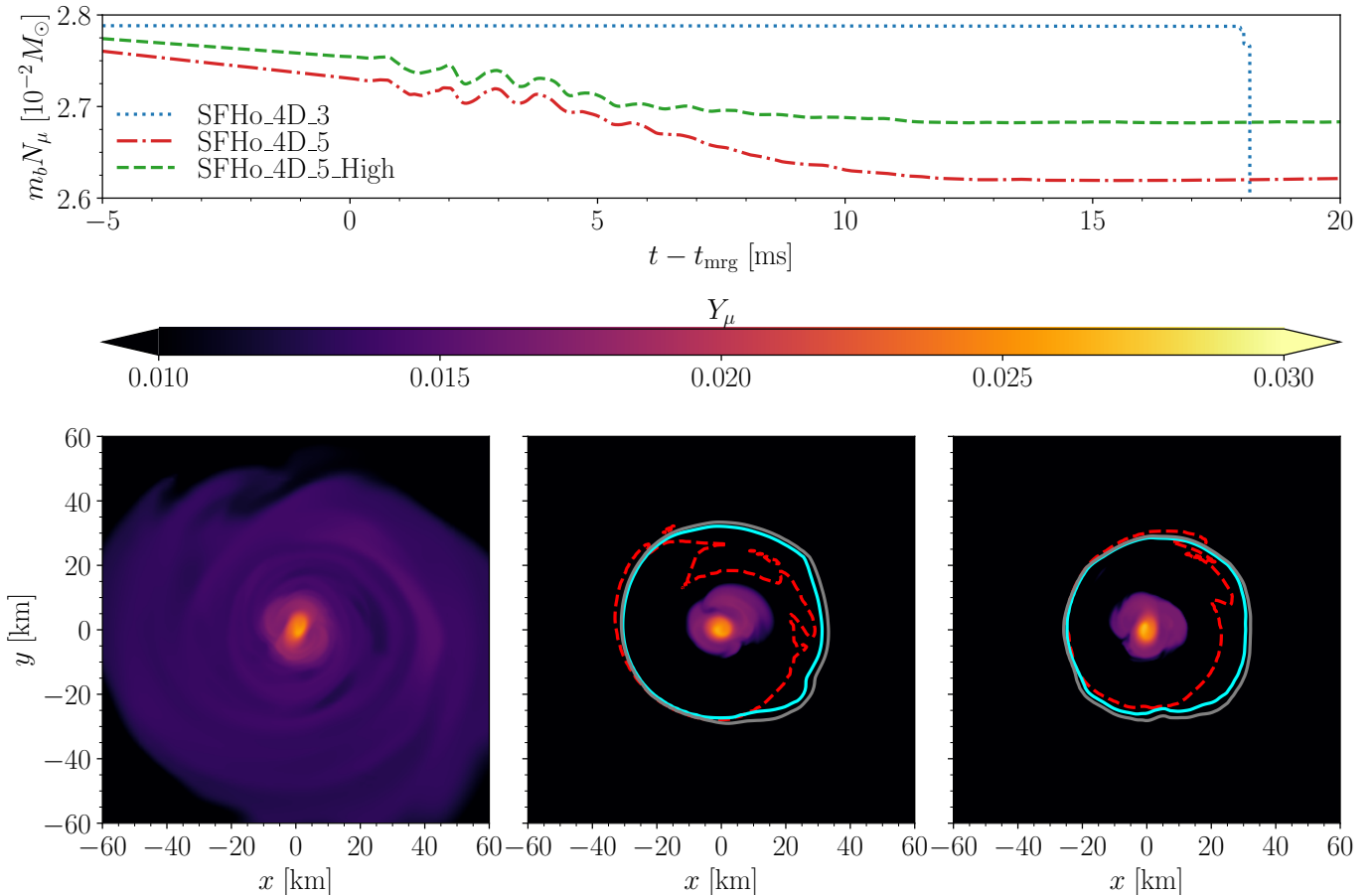


FIG. 7. Evolution of the muon fraction for the muonic SFHo runs. *Upper panel:* Evolution of the conserved number of muons in the grid level $L = 1$. The 3-species run SFHo.4D.3 conserves $m_b N_\mu$ along the evolution, while the 5-species exhibits de-muonization of matter. Here we observe that such effect takes place earlier due to the higher temperatures induced by artificial shock-heating, but to a lesser extent with increased resolution. *Lower panels:* Y_μ on the $x - y$ plane 10 ms after the merger. *Lower left panel:* SFHo.4D.3 run, where the region with $Y_\mu > 0.01$ extends up to 60 km from the origin. *Lower middle panel:* SFHo.4D.5 run, where the disk is found de-muonized, while $Y_\mu \gtrsim 0.015$ is present in regions where $\rho \geq 10^{14} \text{ g cm}^{-3}$. *Lower right panel:* SFHo.4D.5.High run. The red dashed line marks $Y_\mu = 10^{-6}$ and the thick contour lines mark the neutrino-spheres of ν_μ (cyan) and $\bar{\nu}_\mu$ (gray), where $\tau_{\nu_\mu,0} = \tau_{\bar{\nu}_\mu,0} = 1$.

TABLE III. Ejecta properties for our simulated setups. Columns show the simulation, ejecta mass extracted at $r = 200 M_\odot$, ejecta mass extracted at $r = 300 M_\odot$, average proton fraction, average entropy per baryon and average velocity measured by an observer at infinity. All the average quantities were extracted at $r = 300 M_\odot$. For the muonic runs, $\langle Y_\mu \rangle \lesssim 10^{-3}$, thus $\langle Y_p \rangle \approx \langle Y_e \rangle$.

Simulation	$M_{\text{ej}}^{r=200M_\odot}$ [$10^{-3} M_\odot$]	$M_{\text{ej}}^{r=300M_\odot}$ [$10^{-3} M_\odot$]	$\langle Y_p \rangle$	$\langle s \rangle$ [k_B]	v_∞ [c]
SFHo.3D	2.8	2.2	0.17	11.3	0.19
SFHo.4D.3	1.9	1.2	0.20	12.0	0.17
SFHo.4D.5	1.5	1.0	0.16	11.4	0.16
SFHo.4D.5.High	1.6	1.0	0.19	13.6	0.14

differences in the hydrodynamics implementations, e.g., Refs. [65, 69] employ a positivity-preserving limiter with the MP5 reconstruction and a different prescription for the atmosphere [137]. Additionally, we point out our approach for the computation of opacities and emissivities as a plausible source of discrepancy, given that ejecta

properties are importantly impacted by the treatment of neutrinos.

Regarding average properties, good agreement is found for $\langle Y_p \rangle$, although our $\langle s \rangle$ is smaller by $\sim 24\%$ and v_∞ is smaller by $\sim 27\%$ compared to Ref. [69].

Comparing our SFHo runs, the SFHo.4D.3 setup has

a more protonized $\langle Y_p \rangle = 0.20$ and slightly more entropic $\langle s \rangle = 12.0$ ejecta than SFHo_3D, although less massive by a factor 1.5–1.8. The smaller amount of ejecta is consistent with the larger total luminosity of the former compared to the later (see Fig. 6), by means of which energetic matter elements become gravitationally bound due to neutrinos emission. The same rationale applies to the SFHo_4D_5 and SFHo_4D_5_High setups, which exhibit even higher total luminosities because of the additional muonic charged-current cooling channels. It should be noted, however, that our interpretation does not rule out the possibility that pressure changes due to the presence of muons may also affect the ejecta mass, as pointed out in Ref. [83].

At same grid resolution, SFHo_3D and SFHo_4D_5 have very similar $\langle Y_p \rangle$ and $\langle s \rangle$, with differences mainly in v_∞ by a factor of ~ 1.2 and in ejecta masses by a factor of 1.9–2.2. With increasing resolution we note that SFHo_4D_5 and SFHo_4D_5_High vary by less than 10% in the ejecta masses and in less than 20% in $\langle Y_p \rangle$, $\langle s \rangle$ and v_∞ , allowing us to estimate numerical uncertainties of at least $\sim 20\%$.

In Fig. 8, we present the distributions of ejected mass fractions with respect to the proton fraction Y_p (left panel), entropy per baryon s (middle panel) and asymptotic velocity v_∞ (right panel) for our simulations, extracted at $r = 300 M_\odot$. Since at this position the muon fraction Y_μ for the muonic runs are much smaller than Y_p , the distributions are identical with respect to Y_e and our results may be compared to others from the literature. Comparing our SFHo_3D result (left panel) to similar runs of Refs. [65, 69], our Y_p distribution is flatter from $Y_p = 0.06$ up to the peak at $Y_p = 0.20$, followed by a similar fall-off for $Y_p \geq 0.3$. For SFHo_4D_3 the distribution is more clearly peaked at $Y_p = 0.20$, with considerably smaller fraction of neutron-rich material and a tail of neutron-poor material $Y_p \leq 0.30$. We verified that, in both simulations, the (neutron-rich) tidal component of the ejecta is rapidly reached by the (neutron-poor) shock-driven component of the ejecta, such that the material is reprocessed and the distribution is shifted towards higher Y_p values. In the case of SFHo_4D_5 and SFHo_4D_5_High runs, the additional energy and momentum losses associated to the muonic reactions yield higher fractions of small velocity material (see right panel of Fig. 8). Hence, the reprocessing mechanism is inhibited and we note a pronounced neutron-rich secondary peak along with the expected dominant neutron-poor peak. The entropy per baryon distribution (middle panel) is very similar across all setups at same grid resolution peaking at $s \sim 8 k_B$ and followed by a rapid decay such that a negligible fraction of the ejecta is found with $s \geq 32 k_B$. For the SFHo_4D_5_High setup, the peak is shifted towards $s \sim 14 k_B$ and a tail is found up to $s \sim 35 k_B$. The asymptotic velocity (right panel) follows a similar pattern for all simulations with a trend that increased amounts of small velocity ejecta are found in runs with higher total neutrinos luminosities. Besides,

we did not find in our simulations a fast ejecta component as reported in Ref. [69].

VII. CONCLUSIONS

In this work we presented, for the first time, a set of binary neutron star merger simulations that include muons and muon-driven neutrino reactions. To do so, we introduced a scheme to produce 4-dimensional EoS tables parameterized by (ρ, T, Y_p, Y_μ) by ‘dressing’ a 3-dimensional baryonic baseline EoS with a leptonic EoS modeling electrons, positrons, muons and antimuons as relativistic, ideal Fermi gases.

Next, we introduced a scheme for the tabulation of neutrinos opacities and emission rates that, differently from previous works [59, 103] in which most of the BNS studies are based on, here we included in-medium corrections embodied by the medium-modified Q factor for the charged-current absorption and emission reactions, as in Refs. [74, 75, 116, 117], but we restricted our treatment to the elastic approximation. In future works it would be important to consider the full kinematics approach of Ref. [75], since it implies important corrections to muon-neutrinos opacities. Our particular interest for including Q comes from considering that $Q = 30 - 60$ MeV leads to a noticeably smaller (higher) minimum energy that ν_μ ($\bar{\nu}_\mu$) must have to participate in CC reactions. Thus, for consistency, we extended the same methods and formalism for ν_e and $\bar{\nu}_e$. We showed that indeed Q may differ substantially from the rest-mass difference $Q = 1.29$ MeV for most of the interior of an isolated, cold, β -equilibrated NS, suggesting that this correction may affect neutrinos properties in BNS remnant conditions. However, a detailed study of the impact of the use of the medium-modified Q factor would require a larger set of simulations specifically devised to investigate its role, which we reserve for future works. We ran a set of BNS simulations adopting the SFHo baseline baryonic EoS, modeling neutrinos as per a leakage scheme incorporating the aforementioned updated sets of neutrinos opacities and emission rates. For comparison purposes, our SFHo_3D setup was simulated with a 3-dimensional EoS including electrons and positrons and the usual 3-neutrino species $\{\nu_e, \bar{\nu}_e, \nu_x\}$. For this particular setup we observed gravitational collapse, in good agreement with Ref. [69], with a systematic underestimate of ejecta mass of a few tens of percent compared to Refs. [64, 65, 69]. At this stage, it is impossible to point out to which extent those differences arise due to different hydrodynamics implementations and to neutrinos treatment. We also ran three simulations including muons, namely SFHo_4D_3, SFHo_4D_5 and SFHo_4D_5_High, the first one with 3-neutrino species and the remaining with 5-neutrino species $\{\nu_e, \bar{\nu}_e, \nu_\mu, \bar{\nu}_\mu, \nu_x\}$, explicitly separating the muon-flavored neutrinos $\nu_\mu, \bar{\nu}_\mu$ from the heavy-lepton neutrinos ν_x and adopting charged-current muonic reactions. The last setup has increased

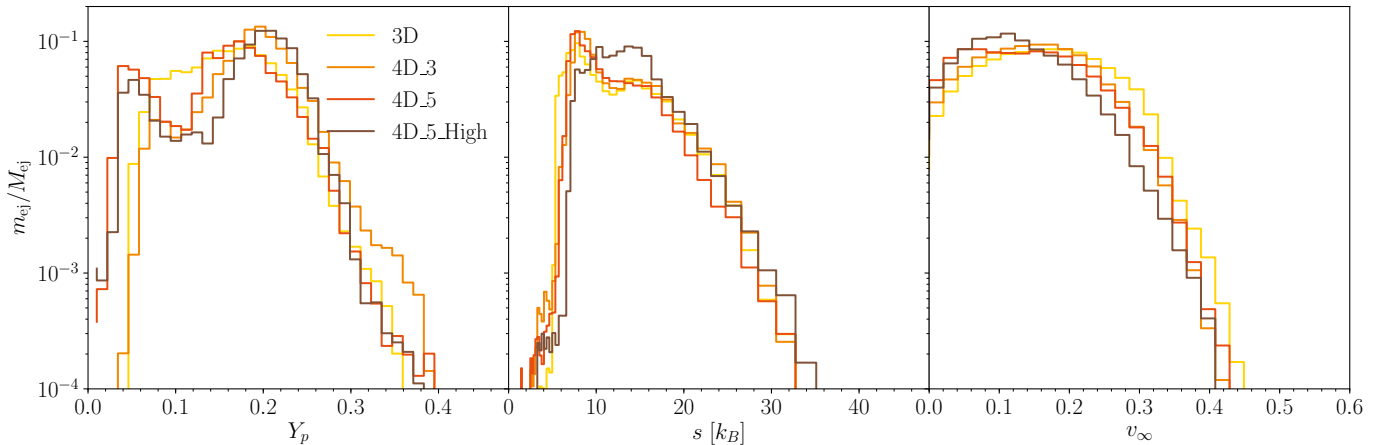


FIG. 8. Distribution of ejecta mass detected at $r = 300 M_{\odot}$ with respect to the proton fraction Y_p (left panel), entropy per baryon (middle panel) and asymptotic velocity (right panel).

grid resolution with respect to the remaining ones. For SFHo_4D_3 the collapse was delayed by ~ 7 ms, while for SFHo_4D_5 there is no collapse within our simulation timespan (up to 20 ms after the merger) and we note a significant damping of the central rest-mass density oscillations. At increased resolution, SFHo_4D_5.High also does not collapse within 20 ms, suggesting that such stabilization feature is robust. Therefore, we conclude that the inclusion of muons indeed delays the collapse, in line with the prediction of Ref. [83], which describes an overall pressure increase for the SFHo EoS in the densest portions of the remnant due to the presence of muons. Regarding the evolution of the muon content along the post-merger stage we note that when muonic CC reactions are neglected, Y_{μ} is advected from the remnant core, distributing $Y_{\mu} > 0.01$ relatively far within the disk. When muonic CC reactions are included, the disk is found effectively de-muonized and $Y_{\mu} > 0.01$ is restricted to dense portions of the remnant with $\rho \geq 10^{14}$ g/cm³. For the muonic simulations, we found systematically smaller amounts of ejecta, but also higher total neutrino luminosities compared to SFHo_3D. This suggests that the ejecta production is affected both by the pressure increase in the remnant core and by the additional energy loss due to neutrino emission. Structure-wise, the muonic simulations exhibit less compact and cooler disks, with higher proton fraction in the polar cap. In particular, we noted that the inclusion of muon-driven CC reactions lead to the suppression of the formation of shocked arms along the disk. Furthermore, despite the initially higher proton fraction in the interior of NSs contain-

ing muons, which is retained throughout the post-merger stage, the disk is less protonized than in the non-muonic counterpart. Overall our results suggest that the inclusion of muons and muon-driven reactions lead to significant consequences regarding the outcomes of BNS merger simulations, mostly affecting the post-merger evolution, the thermal and compositional structure of the remnant and impacting the ejecta properties. In future works we plan on extending the M1 scheme of Ref. [71] to account for muon-flavored neutrinos interactions and simulate a number of different baseline baryonic EoSs in order to assess the impacts of a more realistic neutrinos treatment. It would also be important to include the full kinematics approach of Ref. [74, 75] for the computation of semi-leptonic CC opacities and emission rates.

VIII. ACKNOWLEDGEMENTS

HG, FS and TD acknowledge funding from the EU Horizon under ERC Starting Grant, no. SMARt-101076369. The simulations were performed on HPE Apollo Hawk at the High Performance Computing (HPC) Center Stuttgart (HLRS) under the grant number GWanalysis/44189, on the GCS Supercomputer SuperMUC-NG at the Leibniz Supercomputing Centre (LRZ) [project pn29ba], and on the HPC systems Lise/Emmy of the North German Supercomputing Alliance (HLRN) [project bbp00049].

-
- [1] B. P. Abbott *et al.* (Virgo, LIGO Scientific), *Phys. Rev. Lett.* **119**, 161101 (2017), arXiv:1710.05832 [gr-qc].
 [2] J. Aasi *et al.* (LIGO Scientific), *Class. Quant. Grav.* **32**, 074001 (2015), arXiv:1411.4547 [gr-qc].

- [3] F. Acernese *et al.* (VIRGO), *Class. Quant. Grav.* **32**, 024001 (2015), arXiv:1408.3978 [gr-qc].
 [4] A. Hajela *et al.*, *Astrophys. J. Lett.* **886**, L17 (2019), arXiv:1909.06393 [astro-ph.HE].

- [5] A. Hajela *et al.*, *Astrophys. J. Lett.* **927**, L17 (2022), [arXiv:2104.02070 \[astro-ph.HE\]](#).
- [6] A. Balasubramanian, A. Corsi, K. P. Mooley, K. Hotokezaka, D. L. Kaplan, D. A. Frail, G. Hallinan, D. Lazdazi, and E. J. Murphy, *Astrophys. J.* **938**, 12 (2022), [arXiv:2205.14788 \[astro-ph.HE\]](#).
- [7] V. Nedora, T. Dietrich, M. Shibata, M. Pohl, and L. C. Menegazzi, (2022), [10.1093/mnras/stad175, arXiv:2208.01558 \[astro-ph.HE\]](#).
- [8] H. Wang, R. G. Dastidar, D. Giannios, and P. C. Duffell, (2024), [arXiv:2402.19359 \[astro-ph.HE\]](#).
- [9] V. Savchenko *et al.*, *Astrophys. J. Lett.* **848**, L15 (2017), [arXiv:1710.05449 \[astro-ph.HE\]](#).
- [10] B. P. Abbott *et al.* (LIGO Scientific, Virgo, Fermi-GBM, INTEGRAL), *Astrophys. J. Lett.* **848**, L13 (2017), [arXiv:1710.05834 \[astro-ph.HE\]](#).
- [11] B. P. Abbott *et al.* (LIGO Scientific, Virgo, Fermi GBM, INTEGRAL, IceCube, AstroSat Cadmium Zinc Telluride Imager Team, IPN, Insight-Hxmt, ANTARES, Swift, AGILE Team, 1M2H Team, Dark Energy Camera GW-EM, DES, DLT40, GRAWITA, Fermi-LAT, ATCA, ASKAP, Las Cumbres Observatory Group, OzGrav, DWF (Deeper Wider Faster Program), AST3, CAASTRO, VINROUGE, MASTER, J-GEM, GROWTH, JAGWAR, CaltechNRAO, TTU-NRAO, NuSTAR, Pan-STARRS, MAXI Team, TZAC Consortium, KU, Nordic Optical Telescope, ePESSTO, GROND, Texas Tech University, SALT Group, TOROS, BOOTES, MWA, CALET, IKI-GW Follow-up, H.E.S.S., LOFAR, LWA, HAWC, Pierre Auger, ALMA, Euro VLBI Team, Pi of Sky, Chandra Team at McGill University, DFN, ATLAS Telescopes, High Time Resolution Universe Survey, RIMAS, RATIR, SKA South Africa/MeerKAT), *Astrophys. J. Lett.* **848**, L12 (2017), [arXiv:1710.05833 \[astro-ph.HE\]](#).
- [12] I. Arcavi *et al.*, *Nature* **551**, 64 (2017), [arXiv:1710.05843 \[astro-ph.HE\]](#).
- [13] D. A. Coulter *et al.*, *Science* (2017), [10.1126/science.aap9811](#), [Science358,1556(2017)], [arXiv:1710.05452 \[astro-ph.HE\]](#).
- [14] V. M. Lipunov *et al.*, *Astrophys. J. Lett.* **850**, L1 (2017), [arXiv:1710.05461 \[astro-ph.HE\]](#).
- [15] N. R. Tanvir *et al.*, *Astrophys. J.* **848**, L27 (2017), [arXiv:1710.05455 \[astro-ph.HE\]](#).
- [16] S. Valenti, D. J. Sand, S. Yang, E. Cappellaro, L. Tartaglia, A. Corsi, S. W. Jha, D. E. Reichart, J. Haislip, and V. Kouprianov, *Astrophys. J.* **848**, L24 (2017), [arXiv:1710.05854 \[astro-ph.HE\]](#).
- [17] E. Annala, T. Gorda, A. Kurkela, and A. Vuorinen, *Phys. Rev. Lett.* **120**, 172703 (2018), [arXiv:1711.02644 \[astro-ph.HE\]](#).
- [18] A. Bauswein, O. Just, H.-T. Janka, and N. Stergioulas, *Astrophys. J.* **850**, L34 (2017), [arXiv:1710.06843 \[astro-ph.HE\]](#).
- [19] F. J. Fattoyev, J. Piekarewicz, and C. J. Horowitz, *Phys. Rev. Lett.* **120**, 172702 (2018), [arXiv:1711.06615 \[nucl-th\]](#).
- [20] M. Ruiz, S. L. Shapiro, and A. Tsokaros, *Phys. Rev. D* **97**, 021501 (2018), [arXiv:1711.00473 \[astro-ph.HE\]](#).
- [21] M. Shibata, S. Fujibayashi, K. Hotokezaka, K. Kiuchi, K. Kyutoku, Y. Sekiguchi, and M. Tanaka, *Phys. Rev. D* **96**, 123012 (2017), [arXiv:1710.07579 \[astro-ph.HE\]](#).
- [22] D. Radice, A. Perego, F. Zappa, and S. Bernuzzi, *Astrophys. J.* **852**, L29 (2018), [arXiv:1711.03647 \[astro-ph.HE\]](#).
- [23] E. R. Most, L. R. Weih, L. Rezzolla, and J. Schaffner-Bielich, *Phys. Rev. Lett.* **120**, 261103 (2018), [arXiv:1803.00549 \[gr-qc\]](#).
- [24] I. Tews, J. Margueron, and S. Reddy, *Phys. Rev. C* **98**, 045804 (2018), [arXiv:1804.02783 \[nucl-th\]](#).
- [25] M. W. Coughlin *et al.*, *Mon. Not. Roy. Astron. Soc.* **480**, 3871 (2018), [arXiv:1805.09371 \[astro-ph.HE\]](#).
- [26] M. W. Coughlin, T. Dietrich, B. Margalit, and B. D. Metzger, *Mon. Not. Roy. Astron. Soc.* **489**, L91 (2019), [arXiv:1812.04803 \[astro-ph.HE\]](#).
- [27] C. D. Capano, I. Tews, S. M. Brown, B. Margalit, S. De, S. Kumar, D. A. Brown, B. Krishnan, and S. Reddy, *Nature Astron.* **4**, 625 (2020), [arXiv:1908.10352 \[astro-ph.HE\]](#).
- [28] T. Dietrich, M. W. Coughlin, P. T. H. Pang, M. Bulla, J. Heinzel, L. Issa, I. Tews, and S. Antier, *Science* **370**, 1450 (2020), [arXiv:2002.11355 \[astro-ph.HE\]](#).
- [29] V. Nedora, D. Radice, S. Bernuzzi, A. Perego, B. Daszuta, A. Endrizzi, A. Prakash, and F. Schianchi, *Mon. Not. Roy. Astron. Soc.* **506**, 5908 (2021), [arXiv:2104.04537 \[astro-ph.HE\]](#).
- [30] S. Huth *et al.*, (2021), [arXiv:2107.06229 \[nucl-th\]](#).
- [31] H. Koehn, T. Wouters, H. Rose, P. T. H. Pang, R. Somasundaram, I. Tews, and T. Dietrich, (2024), [arXiv:2407.07837 \[astro-ph.HE\]](#).
- [32] H. Koehn *et al.*, (2024), [arXiv:2402.04172 \[astro-ph.HE\]](#).
- [33] C. Guidorzi *et al.*, *Astrophys. J. Lett.* **851**, L36 (2017), [arXiv:1710.06426 \[astro-ph.CO\]](#).
- [34] K. Hotokezaka, E. Nakar, O. Gottlieb, S. Nissanke, K. Masuda, G. Hallinan, K. P. Mooley, and A. T. Deller, *Nature Astron.* **3**, 940 (2019), [arXiv:1806.10596 \[astro-ph.CO\]](#).
- [35] M. W. Coughlin, T. Dietrich, J. Heinzel, N. Khetan, S. Antier, M. Bulla, N. Christensen, D. A. Coulter, and R. J. Foley, *Phys. Rev. Res.* **2**, 022006 (2020), [arXiv:1908.00889 \[astro-ph.HE\]](#).
- [36] M. A. Pérez-García *et al.*, (2022), [arXiv:2204.00022 \[astro-ph.CO\]](#).
- [37] H. Wang and D. Giannios, *Astrophys. J.* **908**, 200 (2021), [arXiv:2009.04427 \[astro-ph.HE\]](#).
- [38] M. Bulla, M. W. Coughlin, S. Dhawan, and T. Dietrich, (2022), [arXiv:2205.09145 \[astro-ph.HE\]](#).
- [39] J. M. Lattimer and D. N. Schramm, *Astrophys. J.* **192**, L145 (1974).
- [40] S. Rosswog, M. Liebendoerfer, F. Thielemann, M. Davies, W. Benz, *et al.*, *Astron. Astrophys.* **341**, 499 (1999), [arXiv:astro-ph/9811367 \[astro-ph\]](#).
- [41] S. Rosswog, *Astrophys. J.* **634**, 1202 (2005), [arXiv:astro-ph/0508138 \[astro-ph\]](#).
- [42] M. Shibata, K. Taniguchi, and K. Uryu, *Phys. Rev. D* **68**, 084020 (2003), [arXiv:gr-qc/0310030](#).
- [43] M. Shibata, K. Taniguchi, and K. Uryu, *Phys. Rev. D* **71**, 084021 (2005), [arXiv:gr-qc/0503119](#).
- [44] L. Rezzolla, L. Baiotti, B. Giacomazzo, D. Link, and J. A. Font, *Class. Quant. Grav.* **27**, 114105 (2010), [arXiv:1001.3074 \[gr-qc\]](#).
- [45] A. Bauswein, S. Goriely, and H.-T. Janka, *Astrophys. J.* **773**, 78 (2013), [arXiv:1302.6530 \[astro-ph.SR\]](#).
- [46] K. Hotokezaka, K. Kiuchi, K. Kyutoku, T. Muranushi, Y.-i. Sekiguchi, M. Shibata, and K. Taniguchi, *Phys. Rev. D* **88**, 044026 (2013), [arXiv:1307.5888 \[astro-ph.HE\]](#).

- [47] T. Dietrich, S. Bernuzzi, M. Ujevic, and B. Brügmann, *Phys. Rev.* **D91**, 124041 (2015), arXiv:1504.01266 [gr-qc].
- [48] T. Dietrich, N. Moldenhauer, N. K. Johnson-McDaniel, S. Bernuzzi, C. M. Markakis, B. Brügmann, and W. Tichy, *Phys. Rev.* **D92**, 124007 (2015), arXiv:1507.07100 [gr-qc].
- [49] S. Bernuzzi and T. Dietrich, *Phys. Rev.* **D94**, 064062 (2016), arXiv:1604.07999 [gr-qc].
- [50] D. Radice, L. Rezzolla, and F. Galeazzi, *Mon. Not. Roy. Astron. Soc.* **437**, L46 (2014), arXiv:1306.6052 [gr-qc].
- [51] D. Radice, L. Rezzolla, and F. Galeazzi, *Proceedings, Numerical Modeling of Space Plasma Flows (ASTRONUM-2014): Long Beach, CA, USA, June 23-27, 2014*, ASP Conf. Ser. **498**, 121 (2015), arXiv:1502.00551 [gr-qc].
- [52] D. Radice, *Astrophys. J.* **838**, L2 (2017), arXiv:1703.02046 [astro-ph.HE].
- [53] B. Giacomazzo, J. Zrake, P. Duffell, A. I. MacFadyen, and R. Perna, *Astrophys. J.* **809**, 39 (2015), arXiv:1410.0013 [astro-ph.HE].
- [54] D. M. Siegel and R. Ciolfi, *Springer Proc. Phys.* **170**, 119 (2016), arXiv:1401.5275 [gr-qc].
- [55] K. Kiuchi, P. Cerdá-Durán, K. Kyutoku, Y. Sekiguchi, and M. Shibata, *Phys. Rev. D* **92**, 124034 (2015), arXiv:1509.09205 [astro-ph.HE].
- [56] R. Ciolfi, *Gen. Rel. Grav.* **52**, 59 (2020), arXiv:2003.07572 [astro-ph.HE].
- [57] C. Palenzuela, R. Aguilera-Miret, F. Carrasco, R. Ciolfi, J. V. Kalinani, W. Kastaun, B. Miñano, and D. Viganò, *Phys. Rev. D* **106**, 023013 (2022), arXiv:2112.08413 [gr-qc].
- [58] A. Neuweiler, T. Dietrich, B. Brügmann, E. Giangrandi, K. Kiuchi, F. Schianchi, P. Mösta, S. Shankar, B. Giacomazzo, and M. Shibata, (2024), arXiv:2407.20946 [gr-qc].
- [59] M. H. Ruffert, H. T. Janka, and G. Schäfer, *Astron. Astrophys.* **311**, 532 (1996), arXiv:astro-ph/9509006.
- [60] S. Rosswog and M. Liebendoerfer, *Mon. Not. Roy. Astron. Soc.* **342**, 673 (2003), arXiv:astro-ph/0302301 [astro-ph].
- [61] Y. Sekiguchi, *Class. Quant. Grav.* **27**, 114107 (2010), arXiv:1009.3358 [astro-ph.HE].
- [62] M. Shibata, K. Kiuchi, Y.-i. Sekiguchi, and Y. Suwa, *Prog. Theor. Phys.* **125**, 1255 (2011), arXiv:1104.3937 [astro-ph.HE].
- [63] F. Foucart, R. Haas, M. D. Duez, E. O'Connor, C. D. Ott, L. Roberts, L. E. Kidder, J. Lippuner, H. P. Pfeiffer, and M. A. Scheel, *Phys. Rev.* **D93**, 044019 (2016), arXiv:1510.06398 [astro-ph.HE].
- [64] L. Lehner, S. L. Liebling, C. Palenzuela, O. L. Caballero, E. O'Connor, M. Anderson, and D. Neilsen, *Class. Quant. Grav.* **33**, 184002 (2016), arXiv:1603.00501 [gr-qc].
- [65] L. Bovard, D. Martin, F. Guercilena, A. Arcones, L. Rezzolla, and O. Korobkin, *Phys. Rev.* **D96**, 124005 (2017), arXiv:1709.09630 [gr-qc].
- [66] F. Foucart, E. O'Connor, L. Roberts, M. D. Duez, R. Haas, L. E. Kidder, C. D. Ott, H. P. Pfeiffer, M. A. Scheel, and B. Szilagy, *Phys. Rev.* **D91**, 124021 (2015), arXiv:1502.04146 [astro-ph.HE].
- [67] F. Foucart, E. O'Connor, L. Roberts, L. E. Kidder, H. P. Pfeiffer, and M. A. Scheel, *Phys. Rev.* **D94**, 123016 (2016), arXiv:1607.07450 [astro-ph.HE].
- [68] D. Radice, F. Galeazzi, J. Lippuner, L. F. Roberts, C. D. Ott, and L. Rezzolla, *Mon. Not. Roy. Astron. Soc.* **460**, 3255 (2016), arXiv:1601.02426 [astro-ph.HE].
- [69] D. Radice, A. Perego, K. Hotokezaka, S. A. Fromm, S. Bernuzzi, and L. F. Roberts, *Astrophys. J.* **869**, 130 (2018), arXiv:1809.11161 [astro-ph.HE].
- [70] D. Radice, S. Bernuzzi, A. Perego, and R. Haas, *Mon. Not. Roy. Astron. Soc.* **512**, 1499 (2022), arXiv:2111.14858 [astro-ph.HE].
- [71] F. Schianchi, H. Gieg, V. Nedora, A. Neuweiler, M. Ujevic, M. Bulla, and T. Dietrich, *Phys. Rev. D* **109**, 044012 (2024), arXiv:2307.04572 [gr-qc].
- [72] D. Radice and S. Bernuzzi, (2023), arXiv:2306.13709 [astro-ph.HE].
- [73] R. Bollig, H. T. Janka, A. Lohs, G. Martinez-Pinedo, C. J. Horowitz, and T. Melson, *Phys. Rev. Lett.* **119**, 242702 (2017), arXiv:1706.04630 [astro-ph.HE].
- [74] G. Guo, G. Martínez-Pinedo, A. Lohs, and T. Fischer, *Phys. Rev. D* **102**, 023037 (2020), arXiv:2006.12051 [hep-ph].
- [75] T. Fischer, G. Guo, G. Martínez-Pinedo, M. Liebendorfer, and A. Mezzacappa, *Phys. Rev. D* **102**, 123001 (2020), arXiv:2008.13628 [astro-ph.HE].
- [76] S. L. Shapiro and S. A. Teukolsky, *Black holes, white dwarfs, and neutron stars: The physics of compact objects* (Wiley, New York, USA, 1983).
- [77] N. K. Glendenning, *Compact stars: Nuclear physics, particle physics, and general relativity* (1997).
- [78] P. Haensel, K. Levenfish, and D. Yakovlev, *Astronomy & Astrophysics* **357**, 1157 (2000).
- [79] Haensel, P., Levenfish, K. P., and Yakovlev, D. G., *Astronomy & Astrophysics* **372**, 130 (2001).
- [80] M. G. Alford and G. Good, *Phys. Rev. C* **82**, 055805 (2010), arXiv:1003.1093 [nucl-th].
- [81] M. Alford, A. Harutyunyan, and A. Sedrakian, *Phys. Rev. D* **104**, 103027 (2021), arXiv:2108.07523 [astro-ph.HE].
- [82] J. M. Lattimer, M. Prakash, C. J. Pethick, and P. Haensel, *Phys. Rev. Lett.* **66**, 2701 (1991).
- [83] E. Loffredo, A. Perego, D. Logoteta, and M. Branchesi, *Astron. Astrophys.* **672**, A124 (2023), arXiv:2209.04458 [astro-ph.HE].
- [84] Brügmann, Bernd and Gonzalez, Jose A. and Hannam, Mark and Husa, Sascha and Sperhake, Ulrich and Tichy, Wolfgang, *Physical Review D* **77**, 024027 (2008), arXiv:gr-qc/0610128 [gr-qc].
- [85] Thierfelder, Marcus and Bernuzzi, Sebastiano and Brügmann, Bernd, *Physical Review D* **84**, 044012 (2011), arXiv:1104.4751 [gr-qc].
- [86] H. Gieg, F. Schianchi, T. Dietrich, and M. Ujevic, *Universe* **8**, 370 (2022), arXiv:2206.01337 [gr-qc].
- [87] S. A. Bludman and K. A. van Riper, *Astrophys. J.* **212**, 859 (1977).
- [88] F. X. Timmes and D. Arnett, *The Astrophysical Journal Supplement Series* **125**, 277 (1999).
- [89] J. M. Aparicio, *The Astrophysical Journal Supplement Series* **117**, 627 (1998).
- [90] A. Perego, S. Bernuzzi, and D. Radice, *Eur. Phys. J.* **A55**, 124 (2019), arXiv:1903.07898 [gr-qc].
- [91] A. W. Steiner, M. Hempel, and T. Fischer, *Astrophys. J.* **774**, 17 (2013), arXiv:1207.2184 [astro-ph.SR].
- [92] J. A. Font, *Living Rev. Rel.* **11**, 7 (2008).

- [93] F. Galeazzi, W. Kastaun, L. Rezzolla, and J. A. Font, *Phys. Rev. D* **88**, 064009 (2013), arXiv:1306.4953 [gr-qc].
- [94] L. Rezzolla and O. Zanotti, *Relativistic Hydrodynamics*, 1st ed., Mathematics (Oxford University Press, Oxford, 2013).
- [95] E. O'Connor and C. D. Ott, *Class. Quant. Grav.* **27**, 114103 (2010), arXiv:0912.2393 [astro-ph.HE].
- [96] E. O'Connor, *Astrophys. J. Suppl.* **219**, 24 (2015), arXiv:1411.7058 [astro-ph.HE].
- [97] M. B. Deaton, M. D. Duez, F. Foucart, E. O'Connor, C. D. Ott, L. E. Kidder, C. D. Muhlberger, M. A. Scheel, and B. Szilagyi, *Astrophys. J.* **776**, 47 (2013), arXiv:1304.3384 [astro-ph.HE].
- [98] F. Foucart, M. B. Deaton, M. D. Duez, E. O'Connor, C. D. Ott, R. Haas, L. E. Kidder, H. P. Pfeiffer, M. A. Scheel, and B. Szilagyi, *Phys. Rev. D* **90**, 024026 (2014), arXiv:1405.1121 [astro-ph.HE].
- [99] A. Perego, E. Gafon, R. Cabezón, S. Rosswog, and M. Liebendörfer, *Astron. Astrophys.* **568**, A11 (2014), arXiv:1403.1297 [astro-ph.HE].
- [100] A. Perego, R. Cabezon, and R. Kaeppli, *Astrophys. J. Suppl.* **223**, 22 (2016), arXiv:1511.08519 [astro-ph.IM].
- [101] C. Palenzuela, S. L. Liebling, D. Neilsen, L. Lehner, O. L. Caballero, E. O'Connor, and M. Anderson, *Phys. Rev. D* **92**, 044045 (2015), arXiv:1505.01607 [gr-qc].
- [102] D. M. Siegel and B. D. Metzger, *Astrophys. J.* **858**, 52 (2018), arXiv:1711.00868 [astro-ph.HE].
- [103] R. Ardevol-Pulpillo, H. T. Janka, O. Just, and A. Bauswein, *Mon. Not. Roy. Astron. Soc.* **485**, 4754 (2019), arXiv:1808.00006 [astro-ph.HE].
- [104] A. Murguia-Berthier *et al.*, *Astrophys. J.* **919**, 95 (2021), arXiv:2106.05356 [astro-ph.HE].
- [105] L. R. Weih, A. Gabbana, D. Simeoni, L. Rezzolla, S. Succi, and R. Tripiccion, *Mon. Not. Roy. Astron. Soc.* **498**, 3374 (2020), arXiv:2007.05718 [physics.comp-ph].
- [106] P. Anninos and P. C. Fragile, *The Astrophysical Journal* **900**, 71 (2020).
- [107] F. Foucart, M. D. Duez, F. Hebert, L. E. Kidder, P. Kovarik, H. P. Pfeiffer, and M. A. Scheel, *Astrophys. J.* **920**, 82 (2021), arXiv:2103.16588 [astro-ph.HE].
- [108] K. Kawaguchi, S. Fujibayashi, and M. Shibata, *Phys. Rev. D* **107**, 023026 (2023), arXiv:2209.12472 [astro-ph.HE].
- [109] F. Foucart, M. D. Duez, R. Haas, L. E. Kidder, H. P. Pfeiffer, M. A. Scheel, and E. Spira-Savett, *Phys. Rev. D* **107**, 103055 (2023), arXiv:2210.05670 [astro-ph.HE].
- [110] M. Cusinato, F. M. Guercilena, A. Perego, D. Logoteta, D. Radice, S. Bernuzzi, and S. Ansoldi, (2021), 10.1140/epja/s10050-022-00743-5, arXiv:2111.13005 [astro-ph.HE].
- [111] D. Neilsen, S. L. Liebling, M. Anderson, L. Lehner, E. O'Connor, *et al.*, *Phys. Rev. D* **89**, 104029 (2014), arXiv:1403.3680 [gr-qc].
- [112] C. Palenzuela, S. Liebling, and B. Miñano, *Phys. Rev. D* **105**, 103020 (2022), arXiv:2204.02721 [gr-qc].
- [113] M. Rampp and H. T. Janka, *Astron. Astrophys.* **396**, 361 (2002), arXiv:astro-ph/0203101.
- [114] A. Burrows, S. Reddy, and T. A. Thompson, *Nuclear Physics A* **777**, 356 (2006).
- [115] S. W. Bruenn, *apjs* **58**, 771 (1985).
- [116] H. H.-Y. Ng, P. C.-K. Cheong, A. T.-L. Lam, and T. G. F. Li, (2023), arXiv:2309.03526 [astro-ph.HE].
- [117] G. Martinez-Pinedo, T. Fischer, A. Lohs, and L. Huther, *Phys. Rev. Lett.* **109**, 251104 (2012), arXiv:1205.2793 [astro-ph.HE].
- [118] T. Kuroda, T. Takiwaki, and K. Kotake, *The Astrophysical Journal Supplement Series* **222**, 20 (2016).
- [119] K. Takahashi, M. F. El Eid, and W. Hillebrandt, *AAP* **67**, 185 (1978).
- [120] H. Takahasi and M. Mori, *Publications of the Research Institute for Mathematical Sciences* **9**, 721 – 741 (1974).
- [121] N. Mohankumar, T. Kannan, and S. Kanmani, *Computer Physics Communications* **168**, 71 (2005).
- [122] W. H. Press, S. A. Teukolsky, W. T. Vetterling, and B. P. Flannery, *Numerical Recipes 3rd Edition: The Art of Scientific Computing*, 3rd ed. (Cambridge University Press, USA, 2007).
- [123] W. Tichy, *Classical and Quantum Gravity* **26**, 175018 (2009), arXiv:0908.0620 [gr-qc].
- [124] W. Tichy, *Phys. Rev. D* **86**, 064024 (2012), arXiv:1209.5336 [gr-qc].
- [125] W. Tichy, A. Rashti, T. Dietrich, R. Dudi, and B. Brügmann, *Phys. Rev. D* **100**, 124046 (2019), arXiv:1910.09690 [gr-qc].
- [126] M. G. Alford, L. Brodie, A. Haber, and I. Tews, *Phys. Rev. C* **106**, 055804 (2022), arXiv:2205.10283 [nucl-th].
- [127] M. J. Berger and J. Olinger, *Journal of Computational Physics* **53**, 484 (1984).
- [128] S. Bernuzzi and D. Hilditch, *Phys. Rev. D* **81**, 084003 (2010), arXiv:0912.2920 [gr-qc].
- [129] D. Hilditch, S. Bernuzzi, M. Thierfelder, Z. Cao, W. Tichy, and B. Brügmann, *Phys. Rev. D* **88**, 084057 (2013), arXiv:1212.2901 [gr-qc].
- [130] M. Campanelli, C. Lousto, P. Marronetti, and Y. Zlochower, *Phys. Rev. Lett.* **96**, 111101 (2006), arXiv:gr-qc/0511048.
- [131] C. Bona, J. Masso, E. Seidel, and J. Stela, *Phys. Rev. Lett.* **75**, 600 (1995), arXiv:gr-qc/9412071.
- [132] M. Alcubierre, B. Brügmann, P. Diener, M. Koppitz, D. Pollney, E. Seidel, and R. Takahashi, *Phys. Rev. D* **67**, 084023 (2003), arXiv:gr-qc/0206072.
- [133] R. Borges, M. Carmona, B. Costa, and W. S. Don, *Journal of Computational Physics* **227**, 3191 (2008).
- [134] A. Harten, P. D. Lax, and B. v. Leer, *SIAM Review* **25**, 35 (1983).
- [135] E. F. Toro, *Riemann Solvers and Numerical Methods for Fluid Dynamics* (Springer-Verlag, 1999).
- [136] K. Hotokezaka, K. Kiuchi, K. Kyutoku, H. Okawa, Y.-i. Sekiguchi, M. Shibata, and K. Taniguchi, *Physical Review D* **87.2**, 024001 (2013).
- [137] D. Radice, L. Rezzolla, and F. Galeazzi, *Class.Quant.Grav.* **31**, 075012 (2014), arXiv:1312.5004 [gr-qc].