

Attenuation of LHAASO PeVatrons by Interstellar Radiation Field and Cosmic Microwave Background Radiation

JIANLI ZHANG¹ AND YIQING GUO^{2,3}

¹*National Astronomical Observatories, Chinese Academy of Sciences, 100101 Beijing, People's Republic of China*

²*Key Laboratory of Particle Astrophysics, Institute of High Energy Physics, Chinese Academy of Sciences, 100049 Beijing, People's Republic of China*

guoyq@ihep.ac.cn

³*Tianfu Cosmic Ray Research Center, Chengdu 610213, Sichuan Province, China*

ABSTRACT

”PeVatrons” refer to astrophysical sources capable of accelerating particles to energies around 10^{15} electron volts and higher, potentially contributing to the cosmic ray spectrum in the knee region. Recently, LHAASO has discovered a large number of PeVatrons, allowing us to investigate in greater depth the contributions of these sources to cosmic rays above the knee region. However, high-energy gamma rays undergo attenuation due to interactions with the interstellar radiation field and cosmic microwave background radiation, requiring corrections to restore the true spectral characteristics at the source. In this study, using interstellar radiation field model extracted from galprop code (Porter et al. 2022), we quantitatively calculated the spectral absorption effects of sources listed in the first LHAASO source catalog, with some sources showing absorption reaching 30% at 100 TeV and 80% at 3 PeV. We also calculated the high energy gamma ray absorption effects of Galactic microquasars, which are potential PeVatrons. By calculating the absorption effects, it will help differentiate the radiation mechanisms of the acceleration sources.

Keywords: Gamma-ray astronomy (628) — Interstellar radiation field (852) — Cosmic background radiation (317) – Ultra high energy cosmic radiation(1733)

1. INTRODUCTION

The origin of high energy cosmic rays (CRs) is a long standing unresolved issue in particle astrophysics. The energy spectrum of CRs can be described by a power-law spectrum of $E^{-2.7}$, extending up to the knee region at around 3 PeV (Cao et al. 2024a), beyond which the spectrum softens (Kulikov & Khristiansen 1961). CRs below the knee region are believed to be produced and accelerated within the Milky Way (Ginzburg & Syrovatsky 1961), indicating the presence of PeV acceleration sources within our galaxy, known as PeVatrons (Cao et al. 2021, 2024b). Due to the influence of the interstellar magnetic field, CRs lose directional information about their sources, necessitating the study of CR origins through gamma rays produced by these CR sources. However, there are two competing mechanisms for generating gamma rays: one involves leptons producing gamma rays through inverse Compton scattering, while the other involves hadrons producing gamma rays through pion decay. Therefore, in order to distinguish between these two mechanisms, it is necessary to understand the characteristic energy spectrum of primary gamma rays.

In the very high energy (VHE) gamma ray band, i.e., above 100 GeV, extragalactic sources interact with extragalactic background light to produce electron-positron pairs, leading to the absorption and attenuation of gamma rays. In the 100 TeV energy range, the interstellar radiation field (ISRF) within our galaxy also causes significant absorption of gamma rays. The calculation of the absorption effects and their dependence on spatial distribution was initially performed by (Zhang et al. 2006) and (Moskalenko et al. 2006) using the 2D Galactocentric symmetric ISRF model of (Porter & Strong 2005). Later also other works investigated gamma ray galactic absorption due to pair production on ISRF and Cosmic Microwave Background Radiation (CMB) by computing the optical depth (Vernetto & Lipari 2016; Popescu et al. 2017; Porter et al. 2018). Then (Guo et al. 2017) study the absorption effect of gamma rays from Galactic center.

In the PeV energy range, gamma ray absorption is only related to the distance from the source to Earth, resulting in significant absorption effects for sources near the galactic center. In the field of VHE gamma astronomy, researchers have long focused on extragalactic sources in terms of cosmological distances. However, while theoretical studies have indicated the absorption effects of gamma ray sources within our galaxy, they have often been overlooked.

The primary reason the absorption effects of gamma rays in the Milky Way have been ignored for so long is the theoretical expectation that PeVatrons within our galaxy are rare. Many instruments have been unable to effectively observe 100 TeV sources, resulting in the longstanding inability to explore PeV astronomy. In recent years, this situation has changed significantly due to the large detection area and long duty cycle of the LHAASO (Large High Altitude Air Shower Observatory)(Cao 2010), which has identified 12 ultra high energy(UHE) gamma ray sources, with the highest energy reaching 1.4 PeV(Cao et al. 2021). Recently, LHAASO released its first catalog, discovering dozens of PeVatrons throughout the Milky Way, including but not limited to PWNe, Binaries, and Microquasars(Cao et al. 2024b). These findings from LHAASO provide a rich and crucial set of candidate samples for exploring the origins of PeV CRs within our galaxy.

In this article, we used the Galactic ISRF model extracted from galprop code(Porter et al. 2022) to calculate the electron-positron pair absorption optical depth of LHAASO sources and calculated the absorption optical depth of potential high-energy source candidates in the Galaxy. We then applied the calculated optical depths to several typical PeV sources to obtain their intrinsic gamma ray energy spectra.

The paper is organized as follows: in Section 2, describe the opacity of the Galactic ISRF and CMB, and our computation method. In Section 3, the gamma ray flux absorption of LHAASO PeVtrons are presented, and also showed the absorption of the potential PeVatrons – the Galactic microquasars, then the ISRF corrected spectral of two sources. Finally, in Section 4, a concluding discussion and an outlook are given.

2. CALCULATION METHOD

The ISRF is composed of the star light, the infra-red radiation. The VHE photons will suffer the attenuation due to the pair production $\gamma\gamma \rightarrow e^-e^+$, when travelling around the Galaxy. While the energies of the VHE gamma ray photons increasing to \sim PeV, they interact with the homogeneous CMB. The relation of the original and observed flux of the source is

$$F(E) = F_0(E)e^{-\tau(E,L)} \quad (1)$$

where $F(E)$ represents the observed spectrum after the attenuation, $\tau(E, L, b, l)$ represents the optical depth of the gamma rays, being a function of the gamma ray energy and the distance from the gamma ray source. $\tau(E, L, b, l)$ is composed of $\tau_{\gamma\gamma}^{ISRF}$ and $\tau_{\gamma\gamma}^{CMB}$. $\tau_{\gamma\gamma}^{ISRF}$ is given as

$$\tau_{\gamma\gamma}^{ISRF}(E_\gamma, L, b, l) = \int dL \int d\cos\theta \int dE_{ISRF} \frac{dn(E_{ISRF}, L, b, l)}{dE_{ISRF}} \sigma_{\gamma\gamma \rightarrow e^-e^+}(s) \quad (2)$$

Where L is the line of sight parameter, so the integration of dL is along the line of sight of the incoming gamma rays, which is related with the Galactic coordinate (b, l) . The $\frac{dn(E_{ISRF}, L, b, l)}{dE_{ISRF}}$ is the number density of the ISRF photons at the cylindrical coordinates (r, z) , with the origin at the GC, which is extracted from the GALPROP code. We can get r and z by:

$$r = \sqrt{R_s^2 + L^2 \cos^2 b - 2R_s L \cos b \cos l} \quad (3)$$

and

$$z = L \sin b \quad (4)$$

where R_s is the galactocentric radius of the Sun.

$\sigma_{\gamma\gamma \rightarrow e^-e^+}(s)$ is the cross section of the pair production, given by:

$$\sigma_{\gamma\gamma \rightarrow e^-e^+}(s) = \sigma_T \cdot \frac{3m_e^2}{2s} \left[-\frac{p}{E} \left(1 + \frac{4m_e^2}{s} \right) + \left(1 + \frac{4m_e^2}{s} \left(1 - \frac{2m_e^2}{s} \right) \right) \log \frac{(E+p)^2}{m_e^2} \right] \quad (5)$$

where $\sigma_T = 8\pi^2\alpha^2/3m_e^2$ is the Thomson cross section for photon elastic scattering on a rest electron, m_e is the mass of electron, $p = \sqrt{E^2 - m_e^2}$ and $E = \sqrt{s}/2$ are the magnitude of momentum and the energy of the electron at the center of mass system. At the laboratory system, s is given by $s = 2E_\gamma E_{ISRF}(1 - \cos\theta)$ with θ being the angle between the momentum of the ISRF photon and the incoming γ ray. To simple the case, we have assumed the ISRF photon is an isotropic distribution when doing the integration over the θ .

The optical depth due to pair production on the CMB photons can be calculated similarly with formula 2. The integral along the line of sight is simple, since the photon number density can be same in any position. The optical depth for photons of energy E_γ coming from a source at distance L can be calculated as:

$$\tau_{\gamma\gamma}^{CMB}(E_\gamma, L) = L \int d\cos\theta \int n(E_{CMB}) dE_{CMB} \sigma_{\gamma\gamma \rightarrow e^- e^+}(s) \quad (6)$$

3. CALCULATION RESULTS

Based on above method, we selected the PeVatrons in LHAASO first catalogue, and potential PeVatrons of microquasars in LHAASO field of view, then calculated the absorption effect of gamma ray emission from these sources.

3.1. Absorption of LHAASO PeVatrons

The VHE gamma rays will interact with ISRF and CMB photons, through pair production, the probability depend on the cross section. In general, If we know the distance of the sources from the Earth, with the ISRF and CMB models, and the cross section of the pair production, the optical depth of the gamma rays can be calculated. The expected attenuation down to a peak at around 3 PeV, due to the gamma rays interacting with CMB photons.

The first catalog of VHE and UHE gamma ray sources detected by the LHAASO has released(Cao et al. 2024b). This catalog covers declination from -20° to 80° . It is the most sensitive large coverage gamma ray survey of the sky above 1 TeV. The catalog contains 90 point sources, with a significance of detection higher than 5σ . The majority of these LHAASO sources are expected to be Galactic sources, due to their extended properties or their KM2A component detection. The LHAASO catalog contains a rich Galactic gamma ray emitters, such as SNRs, PSRs and their PWNe, massive star clusters, star-forming regions, superbubbles, binaries, etc.

Based on this catalog, we select the sources association with the known sources which has distance measured. We also exclude the extragalactic sources. After selection, there are 30 sources left, details see table 1. The distance of some sources exceed to 8 kpc.

Figure 1 show the attenuation of gamma rays from these sources as a function of gamma ray energy. The cutoff begins at about 20 TeV, due to ISRF component. It is significant that the attenuation can reach up to 20% for source 1LHAASO J1959+1129u with distance 9.4 kpc, mainly due to ISRF, while it can reach as much as 70% at about 3 PeV, due to CMB component. The attenuation of gamma rays from the sources close to Galactic center is consistent with the results from the calculation before. These attenuation of the LHAASO PeV sources from larger distance is first clearly pointed out. The attenuation of VHE sources with distance larger than 8 kpc is a bigger effect, due to the ISRF, while for PeVatrons, the attenuation are huge effect. The study of these sources characteristics should be corrected by these huge effects.

3.2. The absorption of Galactic microquasars

LHAASO has observed dozens of sources of photons above 100 TeV. The possible sites of PeV radiation are supernova remnants, pulsar wind nebulae, young stellar clusters and superbubbles. LHAASO has renewed the knowledge that supernova remnants were believed to be the main sites where Galactic CRs originate. Microquasars, which are X-ray binaries with relativistic jets and stellar mass analogs of quasars, have been proposed as an additional candidates of the origins of high energy CRs((Hillas 1984; Heinz & Sunyaev 2002; Bednarek & Bartosik 2004)). They are efficient particle accelerators to produce non-thermal emission up to PeV(Escobar et al. 2022). Up to now(Telescope Array Consortium 2024), only two microquasars have been detected in TeV domain:SS 433(H. E. S. S. Collaboration et al. 2024) and V4641 Sgr(Tibolla 2023). Also, for Cygnus X-1, there is a strong hint of transient emission was discovered(Albert et al. 2007). In the Cygnus region, which is the highest energy photon – 1.4 PeV photon located, Cygnus X-3 is also a potential candidate of origin of these PeV emission. So these microquasars will be very important targets to observation of LHAASO in future. It's important to study the attenuation effect of these microquasars.

There are more than 20 microquasars are found in the Galaxy (Corral-Santana et al. 2016; Avakyan et al. 2023; Neumann et al. 2023), some of them are very distant. In this paper, we selected the 11 microquasars(see table 2) in LHAASO field of view to look at the attenuation effect in PeV region. Figure 2 show the attenuation of gamma rays from these sources as a function of gamma ray energy. The attenuation of these sources are significant, especially for the distant sources Cyg X-3 and GRS 1915+105, the attenuation can reach up to 70%.

Table 1. Selected LHAASO PeVatrons

Source	Potential counterpart	Type	Dist(kpc)	Coordinate	
				l	b
1LHAASOJ0634+1741u	Geminga	PWN	0.25	195.25	4.3
1LHAASOJ1740+0948u	PSR J1740+1000	PSR	1.23	33.790	20.26
1LHAASOJ1839-0548u	PSR J1838-0537	PSR	1.3	26.36	0.07
1LHAASOJ2031+4127u	PSR J2032+4127	PWN	1.33	80.18	1.09
1LHAASOJ0007+7303u	CTA 1	PWN	1.4	119.71	10.47
1LHAASOJ1825-1256u	PSR J1826-1256	PSR	1.55	18.51	-0.29
1LHAASOJ0542+2311u	PSR J0543+2329	PSR	1.56	184.57	-3.53
1LHAASOJ2020+3649u	PSR J2021+3651	PSR	1.8	75.18	0.12
1LHAASOJ1959+2846u	PSR J1958+2845	PSR	1.95	65.94	-0.43
1LHAASOJ1954+2836u	PSR J1954+2836	PSR	1.96	65.23	0.40
1LHAASOJ0534+2200u	Crab	PWN	2.0	184.55	-5.80
1LHAASOJ1908+0615u	PSR J1907+0602	PSR	2.37	40.41	-0.86
1LHAASOJ2228+6100u	SNR G106.3+02.7	SNR	3.0	106.42	2.81
1LHAASOJ0216+4237u	PSR J0218+4232	PSR	3.15	139.17	-17.55
1LHAASOJ1809-1918u	PSR J1809-1917	PSR	3.27	11.07	0.12
1LHAASOJ1857+0203u	SNR G035.6-00.4	SNR	3.6	35.46	-0.41
1LHAASOJ1825-1337u	PSR J1826-1334	PSR	3.61	17.91	-0.62
1LHAASOJ1831-1007u	PSR J1831-0952	PWN	3.7	21.61	-0.12
1LHAASOJ1852+0050u	PSR J1853+0056	PSR	3.84	33.79	0.17
1LHAASOJ1928+1746u	PSR J1928+1746	PSR	4.34	52.92	0.15
1LHAASOJ1912+1014u	PSR J1913+1011	PSR	4.61	44.49	-0.04
1LHAASOJ1848-0153u	W 43	Massive Star Cluster	5.5	30.89	-0.15
1LHAASOJ1928+1813u	SNR G053.4+00.0	SNR	6.0	53.28	0.42
1LHAASOJ2002+3244u	SNR G069.7+01.0	SNR	6.46	69.70	1.03
1LHAASOJ1837-0654u	SNR G24.7+0.6	PWN	6.6	25.21	-0.08
1LHAASOJ1848-0001u	IGR J18490-0000	PWN	7.0	32.61	0.59
1LHAASOJ1929+1846u	SNR G054.1+00.3	PWN	7.0	53.88	0.45
1LHAASOJ1959+1129u	4U 1957+11	LXB	9.4	51.10	-9.42
1LHAASOJ1843-0335u	SNR G28.6-0.1	SNR	9.6	28.84	0.09
1LHAASOJ1914+1150u	PSR J1915+1150	PSR	14.01	46.13	0.26

NOTE—We take the sources characteristics from (Cao et al. 2024b). Noted that some sources not firmly identified, but association with pulsars, and the source may powered by the pulsar, so we used the distances of the association pulsars based on (Cao et al. 2024b).

3.3. The correction of PeVatron spectrum

Based on the calculation above, the correction for the pair absorption can produces harder intrinsic spectra higher than 10 TeV than observed. To interpretate the origin of the gamma ray emission correctly from a source, this effect need to account. To see this, we selected several typical sources, the SS433 with distance 5.5 kpc, which has observed by HESS(H. E. S. S. Collaboration et al. 2024) and HAWC(Abeysekera et al. 2018) above 10 TeV, and 1LHAASO J1959+1129u with distance 9.4kpc, which flux has published by LHAASO. The spectrums attributed to the PeVatron should be ISRF-corrected. Figure 3 shows the measured and ISRF-corrected data. The ISRF-corrected much higher than expected measurement, we can expect the LHAASO measurement in this energies in future. Note that the hardening of the intrinsic spectrum around PeV may implicate different mechanism for the emissions.

LHAASO has detected dozens of PeVatrons. With the accumulation of LHAASO data, more distance PeVatrons are being measured. The correction will be important for assessing intrinsic spectral characteristics with emissions from these sources.

4. DISCUSSION

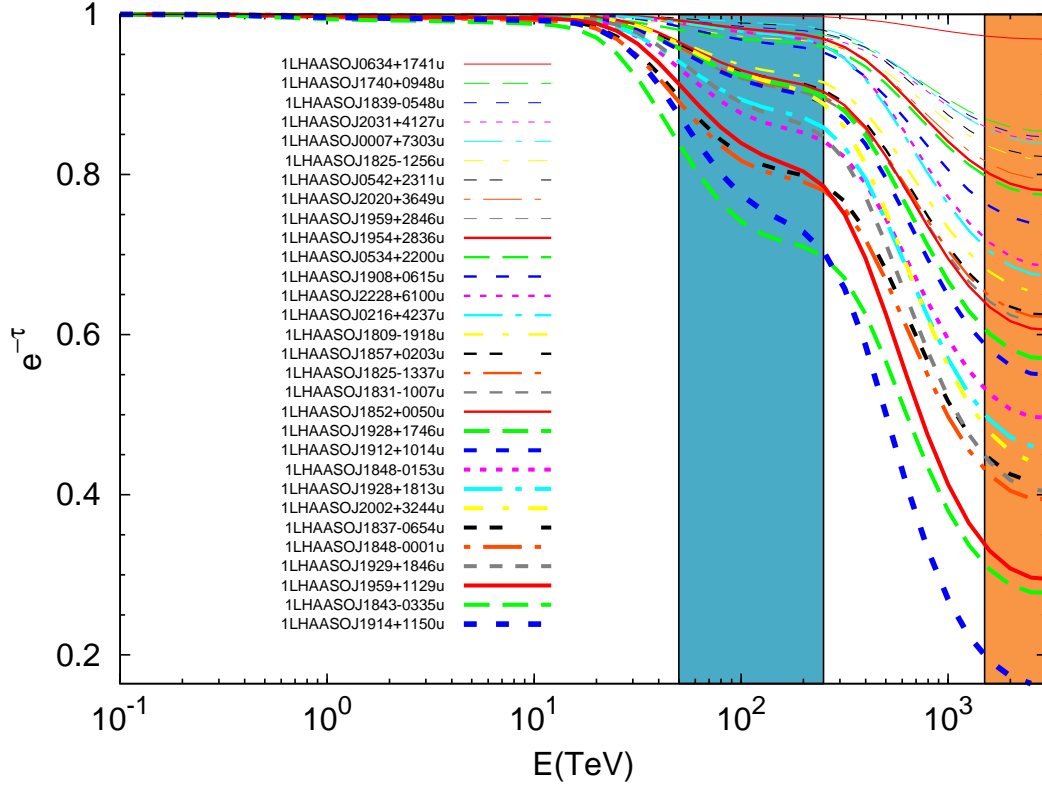


Figure 1. Attenuation of the VHE gamma rays from LHAASO sources due to interaction with the ISRF and CMB as a function of the ray energy. The labels in right axis represent VHE gamma rays from the distance of the sources interaction with CMB. The blue rectangle region is the ISRF interaction region. The yellow rectangle represent the CMB interaction effect.

Table 2. Selected Galactic microquasars as potential PeVatrons

Source	Type	Dist(kpc)	Coordinate	
			l	b
Sco X-1	LMXB	2.12	359.09	23.78
Cyg X-1	HMXB	2.15	71.33	3.07
XTE J1118+480	LMXB	2.57	157.66	62.32
MAXI J1820+070	LMXB	2.81	35.85	10.16
V404 Cyg	LMXB	3.01	73.12	-2.09
XTE J0421+560	HMXB	4.09	149.18	4.13
V4641 Sgr	LMXB	4.74	6.77	-4.79
XTE J1859+226	LMXB	4.80	54.05	8.61
SS 433	LMXB	5.50	39.69	-2.24
Cyg X-3	HMXB	8.95	79.85	0.70
GRS 1915+105	LMXB	9.40	45.37	-0.22

NOTE—We take the sources characteristics from papers(HMXB: (Neumann et al. 2023) and LMXB (Avakyan et al. 2023)).

We used the ISRF model extracted from galprop code(Porter et al. 2022) to calculate the absorption of gamma rays from PeV sources in first LHAASO catalogue by ISRF and CMB. Figure 1 shows the relationship between the absorption effects of LHAASO sources and gamma energy, which is consistent with expectations. For more distant

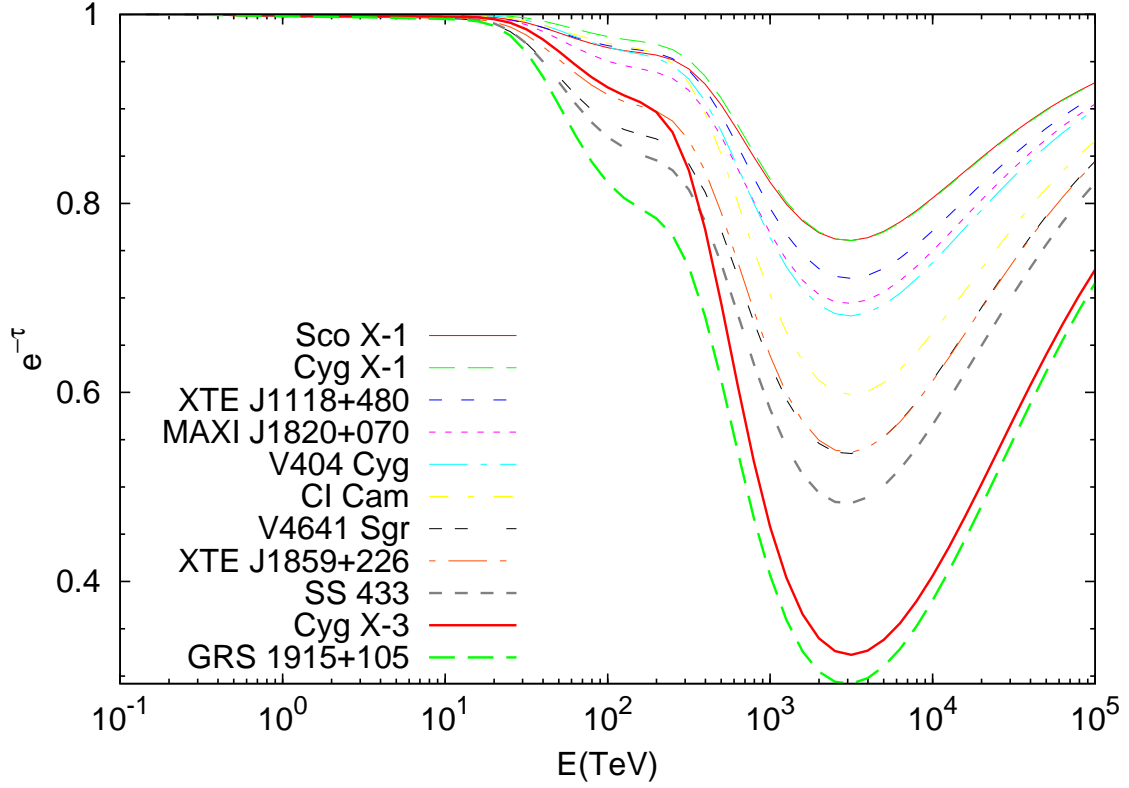


Figure 2. Attenuation of the VHE gamma rays from selected Galactic microquasars, which are potential PeVatrons.

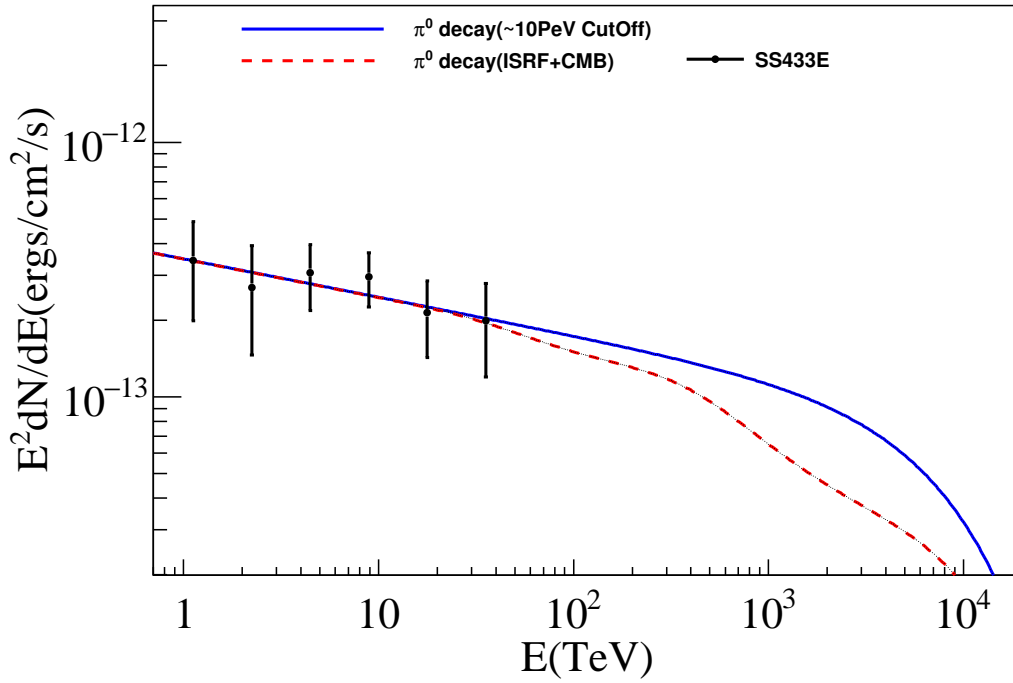


Figure 3. Spectrum of the gamma ray emissions from SS 433E measured by the HESS telescope together with calculated spectrum after the attenuation.

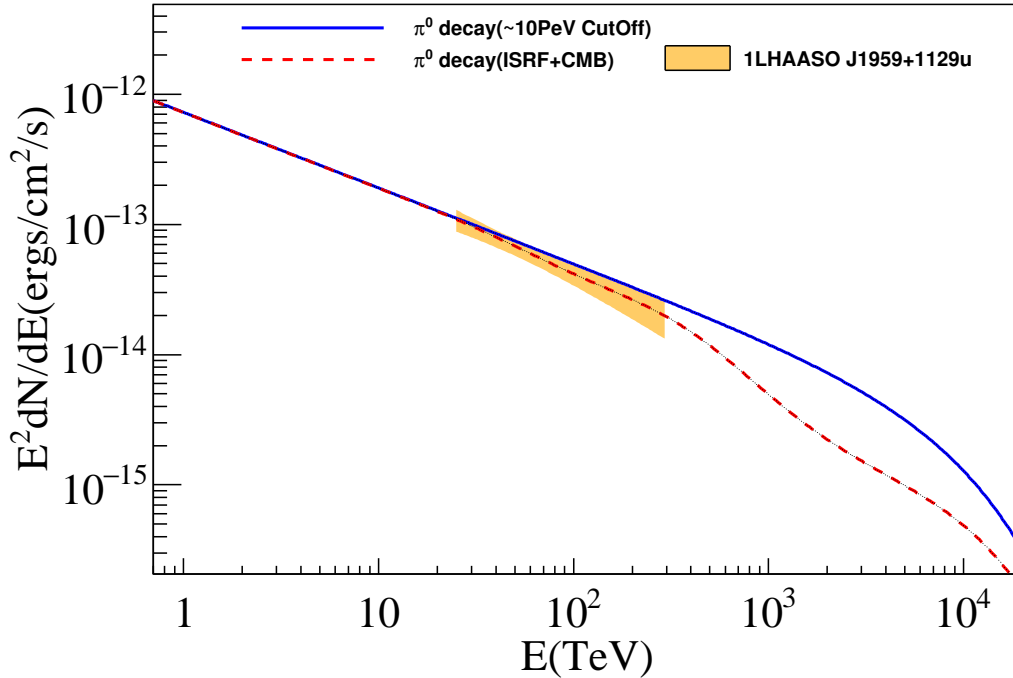


Figure 4. Spectrum of the gamma ray emissions from 1LHAASO J1959+1129u measured by the LHAASO together with calculated spectrum after the attenuation.

sources, such as 1LHAASO J1959+1129u with a distance of 9.4 kpc, the attenuation can reach up to 20% at 100 TeV, and it can be as high as 70% at about 3 PeV. This is very important to study the characteristics of the PeVatrons. The result may be affected by uncertainties in the source’s distance, which could influence the correction magnitude. Additionally, the source’s association may also have uncertainties. Nevertheless, this result is important, and studies of the LHAASO source catalog need to consider absorption to better understand the properties of the sources themselves.

We also calculate the attenuation effect of the microquasars in LHAASO field of view, which will be very important targets for LHAASO in future, to research the ultra high energy CRs acceleration capability of these sources. These calculation can be used to investigate the feature of emission model.

We would like to thank Dr. Hui Zhu for fruitful discussions, and Dr. LiJun Gou for carefully reading of the manuscript. This work is supported by Natural Sciences Foundation of China (No. 12375108 and 12275279).

REFERENCES

- Abeyssekara, A. U., Albert, A., Alfaro, R., et al. 2018, *Nature*, 562, 82, doi: [10.1038/s41586-018-0565-5](https://doi.org/10.1038/s41586-018-0565-5)
- Albert, J., Aliu, E., Anderhub, H., et al. 2007, *ApJL*, 665, L51, doi: [10.1086/521145](https://doi.org/10.1086/521145)
- Avakyan, A., Neumann, M., Zainab, A., et al. 2023, *A&A*, 675, A199, doi: [10.1051/0004-6361/202346522](https://doi.org/10.1051/0004-6361/202346522)
- Bednarek, W., & Bartosik, M. 2004, *A&A*, 423, 405, doi: [10.1051/0004-6361:20047005](https://doi.org/10.1051/0004-6361:20047005)
- Cao, Z. 2010, *Chinese Physics C*, 34, 249, doi: [10.1088/1674-1137/34/2/018](https://doi.org/10.1088/1674-1137/34/2/018)
- Cao, Z., Aharonian, F. A., An, Q., et al. 2021, *Nature*, 594, 33, doi: [10.1038/s41586-021-03498-z](https://doi.org/10.1038/s41586-021-03498-z)
- Cao, Z., Aharonian, F., Axikegu, et al. 2024a, *PhRvL*, 132, 131002, doi: [10.1103/PhysRevLett.132.131002](https://doi.org/10.1103/PhysRevLett.132.131002)
- Cao, Z., Aharonian, F., An, Q., et al. 2024b, *ApJS*, 271, 25, doi: [10.3847/1538-4365/acfd29](https://doi.org/10.3847/1538-4365/acfd29)
- Corral-Santana, J. M., Casares, J., Muñoz-Darias, T., et al. 2016, *A&A*, 587, A61, doi: [10.1051/0004-6361/201527130](https://doi.org/10.1051/0004-6361/201527130)
- Escobar, G. J., Pellizza, L. J., & Romero, G. E. 2022, *A&A*, 665, A145, doi: [10.1051/0004-6361/202142753](https://doi.org/10.1051/0004-6361/202142753)
- Ginzburg, V. L., & Syrovatsky, S. I. 1961, *Progress of Theoretical Physics Supplement*, 20, 1, doi: [10.1143/PTPS.20.1](https://doi.org/10.1143/PTPS.20.1)

- Guo, Y.-Q., Tian, Z., Wang, Z., Li, H.-J., & Chen, T.-L. 2017, *ApJ*, 836, 233, doi: [10.3847/1538-4357/aa5f58](https://doi.org/10.3847/1538-4357/aa5f58)
- H. E. S. S. Collaboration, Aharonian, F., Ait Benkhali, F., et al. 2024, *Science*, 383, 402, doi: [10.1126/science.adi2048](https://doi.org/10.1126/science.adi2048)
- Heinz, S., & Sunyaev, R. 2002, *A&A*, 390, 751, doi: [10.1051/0004-6361:20020615](https://doi.org/10.1051/0004-6361:20020615)
- Hillas, A. M. 1984, *Nature*, 312, 50, doi: [10.1038/312050a0](https://doi.org/10.1038/312050a0)
- Kulikov, G. V., & Khristiansen, G. B. 1961, *Sov. Phys. JETP*, 587, A61.
<http://www.jetp.ras.ru/cgi-bin/e/index/r/35/3/p635?a=list>
- Moskalenko, I. V., Porter, T. A., & Strong, A. W. 2006, *ApJL*, 640, L155, doi: [10.1086/503524](https://doi.org/10.1086/503524)
- Neumann, M., Avakyan, A., Doroshenko, V., & Santangelo, A. 2023, *A&A*, 677, A134, doi: [10.1051/0004-6361/202245728](https://doi.org/10.1051/0004-6361/202245728)
- Popescu, C. C., Yang, R., Tuffs, R. J., et al. 2017, *MNRAS*, 470, 2539, doi: [10.1093/mnras/stx1282](https://doi.org/10.1093/mnras/stx1282)
- Porter, T. A., Jóhannesson, G., & Moskalenko, I. V. 2022, *ApJS*, 262, 30, doi: [10.3847/1538-4365/ac80f6](https://doi.org/10.3847/1538-4365/ac80f6)
- Porter, T. A., Rowell, G. P., Jóhannesson, G., & Moskalenko, I. V. 2018, *PhRvD*, 98, 041302, doi: [10.1103/PhysRevD.98.041302](https://doi.org/10.1103/PhysRevD.98.041302)
- Porter, T. A., & Strong, A. W. 2005, in *International Cosmic Ray Conference*, Vol. 4, 29th International Cosmic Ray Conference (ICRC29), Volume 4, ed. B. S. Acharya, S. Gupta, P. Jagadeesan, A. Jain, S. Karthikeyan, S. Morris, & S. Tonwar, 77, doi: [10.48550/arXiv.astro-ph/0507119](https://doi.org/10.48550/arXiv.astro-ph/0507119)
- Telescope Array Consortium, C. 2024, arXiv e-prints, arXiv:2405.04469, doi: [10.48550/arXiv.2405.04469](https://doi.org/10.48550/arXiv.2405.04469)
- Tibolla, O. 2023, in *Journal of Physics Conference Series*, Vol. 2429, *Journal of Physics Conference Series (IOP)*, 012017, doi: [10.1088/1742-6596/2429/1/012017](https://doi.org/10.1088/1742-6596/2429/1/012017)
- Vernetto, S., & Lipari, P. 2016, *PhRvD*, 94, 063009, doi: [10.1103/PhysRevD.94.063009](https://doi.org/10.1103/PhysRevD.94.063009)
- Zhang, J. L., Bi, X. J., & Hu, H. B. 2006, *A&A*, 449, 641, doi: [10.1051/0004-6361:20054422](https://doi.org/10.1051/0004-6361:20054422)

This figure "orcid-ID.png" is available in "png" format from:

<http://arxiv.org/ps/2409.00477v1>

This figure "samplefig.png" is available in "png" format from:

<http://arxiv.org/ps/2409.00477v1>