

Estimate of Multi-Shot Laser-Induced Polarization for High Energy Electrons*

Katherine D. Ranjbar, Emily Snyder, Alice Snyder
Earl L. Vandermeulen High School, 350 Old Post Road, Port Jefferson, NY 11777

V. H. Ranjbar
Brookhaven National Lab, Upton NY 11973
 (Dated: August 20, 2024)

The use of an intense ultrashort laser pulse to induce electron polarization has been proposed in existing literature. The Python programming language is used to recreate the local constant crossed-field approximation (LCFA) with the aim of determining values for transverse polarization given a nonzero initial polarization. It has been shown that over multiple laser shots, lower values of the quantum efficiency parameter are associated with higher transverse polarization output, yet require a greater number of shots to attain maximal polarization. Moreover, the quantum efficiency parameter has been redefined as a function of intensity for a Ti:sapphire laser necessary to induce polarization in the Electron-Ion Collider.

I. INTRODUCTION

The polarization of high energy electrons in a storage ring is an active area of interest for accelerators. For example, several planned storage rings will require polarized electrons. These include the Electron Ion Collider (EIC), China's proposed Circular Electron Positron Collider (CEPC) [1] as well as for energy calibration in CERN's proposed Future Circular Collider (FCC) [2]. Considering the EIC, it has been designed to investigate the strong force by colliding intense beams of polarized electrons with protons and nuclei to reveal the arrangement of quarks and gluons within the atomic nucleus. Polarization of the electron beam is essential for the EIC, and the current plan is to transport highly polarized electrons from a polarized source through a linear accelerator, and then accelerate them to the final energy in a rapid cycling synchrotron using a novel design that minimizes the polarization lost to spin resonances during the acceleration process [3, 4]. It is also known that electrons circulating in a storage ring will self-polarize due to the Sokolov-Ternov (ST) effect, a type of radiative spin-polarization whereby a particle's change in momentum caused by motion along a bent path results in the ejection of a photon (i.e., synchrotron radiation) and subsequent spin flip. Since transition to the spin-down state is more likely, up to 92.4% antiparallel transverse-plane polarization may be achieved over the course of minutes or hours — a relatively slow process [5]. Both the ST polarization time and the need for multiple bunches in a single store polarized both antiparallel and parallel relative to the dipole guide field make the use of ST polarization impractical.

However, it has been shown that an intense laser pulse can be used to polarize electrons in a matter of femtoseconds [6]. The interaction between an unpolarized beam and an intense laser field results in the transfer of en-

ergy to an outgoing gamma-ray photon through nonlinear Compton scattering. As in the ST effect, polarization is obtained through the loss of a photon and resultant spin flip. Experimental results as well as theoretical work have confirmed that the degree of polarization due to nonlinear Compton scattering varies with laser parameters as well as initial polarization [7]. Laser-induced polarization for high-energy polarized machines like the EIC is worth considering for several reasons: not only is polarization attained on a comparatively shorter time scale, but the necessary parallel polarization (relative to the dipole guide field), which would otherwise be countered by the ST effect, can also be achieved.

The magnitude of polarization (0.5%) reported in these studies [8] is much smaller than the 70% average polarization expected for the EIC program. However we were curious about the repeated application of a laser pulse to the circulating high energy beam and the possibility of building up sizable average polarization over many shots. Initial estimates of the possible energy kick of an 18 GeV electron beam show that even with a laser power on the order of a gigawatt the energy kick would be negligible. In this paper we deploy the method developed by [8] to study the viability polarizing high energy electron beams using a high-powered laser in a machine like the EIC.

Two methods have been previously proposed for calculating the degree of polarization in final state electrons. The first uses a density matrix to calculate the quantum state of the electrons. The alternative method, known as the local constant crossed-field approximation (LCFA), estimates the results of the density matrix for a linearly polarized laser. The results of the LCFA have been shown to be consistent with those of the density matrix [8]. According to the LCFA approximation, the electron polarization vector, describing the degree of polarization within a system across the transverse plane, can be represented by:

* Work supported by URA., Inc., under contract DE-AC02-76CH03000 with the U.S. Dept. of Energy.

$$\Xi_{y'} = \frac{\int d\tau dt \left[\Xi_y \text{Ai}_1(z(t, \tau)) + \Xi_y \frac{2 \text{Ai}'(z(t, \tau))}{z(t, \tau)} + \frac{t}{1-t} \frac{\text{Ai}(z(t, \tau))}{\sqrt{z(t, \tau)}} \text{sgn}(\dot{h}(\tau)) \right]}{\int d\tau dt \left[\text{Ai}_1(z(t, \tau)) + \left(1 + \frac{t^2}{2(1-t)}\right) \frac{2 \text{Ai}'(z(t, \tau))}{z(t, \tau)} + \Xi_y \text{sgn}(\dot{h}(\tau)) t \frac{\text{Ai}(z(t, \tau))}{\sqrt{z(t, \tau)}} \right]}. \quad (1)$$

Here, Ξ_y describes the initial polarization of the beam relative to the vertical plane in a coordinate system with the storage ring and laser as shown in Fig. 1. The integration variables t and τ are the fractional momentum transfer and proper time, respectively. The argument z of the Airy functions $\text{Ai}(z)$, their derivatives $\text{Ai}'(z)$, and their integrals $\text{Ai}_1(z) = \int_z^\infty dx \text{Ai}(x)$ is given by $z = z(t, \tau) = \left[\frac{t}{1-t} \frac{1}{|h(\tau)|\chi_e} \right]^{\frac{2}{3}}$, where the pulse shape function $h(\phi) = \cos(\phi + \phi_{\text{CE}}) \cos^2(\frac{\pi\phi}{2\Delta\phi}) \Theta(\Delta\phi - |\phi|)$ for the vector potential, and so its time derivative \dot{h} describes the shape of the electric field. The shape and asymmetry of a magnetic field produced by a laser are limited due to the inability to produce “unipolar” fields (where $h(-\infty) \neq h(\infty)$). In the semiclassical limit, the polarization is proportional to the asymmetry \mathcal{A} of \dot{h} :

$$\Xi_{y'} = -\frac{3\chi_e}{10} \frac{\int d\tau |\dot{h}(\tau)| \dot{h}(\tau)}{\int d\tau |\dot{h}(\tau)|} = \frac{3\chi_e}{10} \mathcal{A}. \quad (2)$$

The asymmetry is maximal at $|\mathcal{A}| \approx 0.17$ when the carrier envelope phase $\phi_{\text{CE}} = \pi/2$ and the pulse duration $\Delta\phi = 3.27$, and effectively becomes zero for $\Delta\phi > 8$ [8].

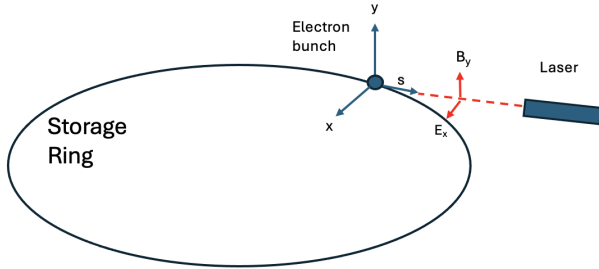


FIG. 1: Layout with a linearly polarized laser incident on an electron bunch stored in an accelerator at 18 GeV.

II. METHODOLOGY

A Python program [9] was used to find final polarization amplitudes given input values of $\Delta\phi$, ϕ_{CE} , and χ_e . The LCFA approximation, Eq. (1), was used to create a function taking input values of the quantum efficiency parameter χ_e and returning values of transverse polarization Ξ_y . This was accomplished by splitting Eq. (1) into four different integrals, and then integrating them

separately. Since the integrands in question diverge as χ_e approaches zero, it was necessary to perform a series of substitutions. In order to confirm the validity of the code, values for transverse polarization Ξ_y were plotted as a function of the quantum efficiency parameter χ_e for zero initial polarization. The results were consistent with those presented in existing literature [8], with a peak of 0.006 occurring at $\chi_e = 0.5$ (Fig. 2).

Transverse polarization Ξ_y vs. quantum efficiency parameter χ_e

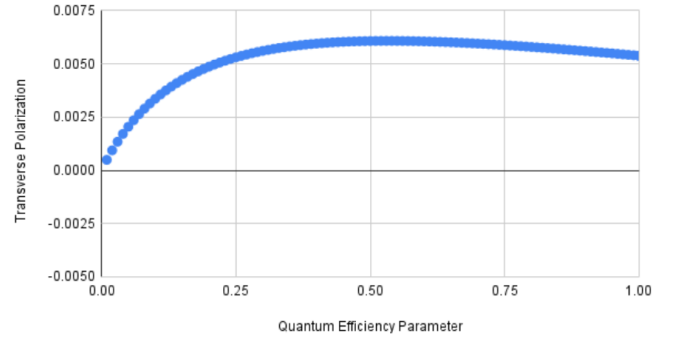


FIG. 2: Transverse polarization Ξ_y as a function of quantum efficiency parameter χ_e . The results are consistent with those presented in [8], with χ_e peaking at 0.5.

The quantum efficiency parameter, χ_e , is roughly defined as a measure of field strength. In traditional radiative polarization, where the electromagnetic field is weak, $\chi_e = e\sqrt{|(F^{\mu\nu}p_\nu)^2|}/m^3 \ll 1$ [10], where e is the fundamental electric charge, F is the electromagnetic tensor, p is momentum, and m is the electron mass. χ_e can also be defined as the product of the nonlinearity parameter $\xi = 8.55\sqrt{\lambda^2[\mu\text{m}]I[10^{20}\frac{\text{W}}{\text{cm}^2}]}$, with wavelength λ and intensity I , and the laser frequency in the electron rest frame $b = \frac{k \cdot p}{m^2}$, with $k \cdot p$ being the dot product of the photon momentum vector k and the electron momentum vector p . In a strong field where rapid polarization occurs due to frequent spin flips, $\chi_e = \xi b$ is approximately 1, and $\xi \gg 1$ [8]. Since the electron momentum vector that constitutes b is defined as $p = m\gamma v$, where v represents the electron velocity and γ is the Lorentz factor, it stands that $b = \frac{k \cdot (m\gamma v)}{m^2} = \frac{k \cdot (\gamma v)}{m}$ (note that Planck’s constant and the speed of light are not shown, as they are held equal to 1 in order to produce a measurement in terms of energy). The frequency in the electron rest frame without respect to mass, $k \cdot (\gamma v) = \omega_L$, is equal to $2\gamma\omega_0$, where

ω_0 is the frequency in the lab rest frame [11]. This is because $\omega_0 = 2\pi f_0$, in which f_0 , the linear frequency, can be rewritten as c/λ_0 to yield $\omega_0 = 2\pi c/\lambda_0$. In the case of the electron rest frame, $\omega_L = 2\pi c/\lambda_L = 2\pi c(2\gamma)/\lambda_0$, as $\lambda_L = \frac{\lambda_0}{\gamma(1-\cos(\phi))}$ due to the Doppler effect, and it is assumed that the laser hits the beam head-on from an angle of π . ω_0 can then be substituted into the equation, giving $\omega_L = 2\gamma\omega_0$. Therefore,

$$\chi_e = 8.55 \sqrt{\lambda^2 [\mu\text{m}] I \left[10^{20} \frac{\text{W}}{\text{cm}^2} \right] \left(\frac{2\gamma\omega_0}{m} \right)}. \quad (3)$$

III. RESULTS

To observe the effect of multiple laser shots, the calculated transverse polarization was reused as the input 1000 times given an initial polarization of 0 and χ_e values of 0.01 (Fig. 3a), 0.1 (Fig. 3b), 0.5 (Fig. 3c), and 0.7 (Fig. 3d). For $\chi_e = 0.5$, the polarization plateaus at about 40% after 350 shots. In the case of the EIC storage ring, with a revolution frequency of about 12 μs or 83 kHz, advanced Ti:Sapphire laser systems should be able to match if not exceed that described in [12]. In this case the maximal polarization can be achieved in about 4.2 ms. Moreover, for $\chi_e = 0.7$, polarization levels are at 29.7% after 250 shots, and for $\chi_e = 0.1$, 83.3% after 800 shots or 9.6 ms. By contrast, when $\chi_e = 0.01$, polarization increases linearly at approximately 0.045% per shot (within the domain of 0 to 1000 shots). As shown in Fig. 3, lower quantum efficiency values correspond to greater maximal polarization. However, the number of shots necessary to reach the plateau threshold — and to an extent time taken — similarly increases. In the case of the EIC, rapid polarization is preferable, particularly for parallel-polarized bunches that, if exposed to the electromagnetic field for a prolonged period of time, will experience depolarization due to the ST effect. In order to optimize duration and final state polarization, a χ_e value around 0.1 is ideal.

Using Eq. (3), the quantum efficiency parameter χ_e can be represented as a function of laser power. For a typical Ti:sapphire laser, the value of ω_0 is approximately 1.55 eV. When substituted into $b = 2\gamma\omega_0/m$, along with a γ value of about 35300 for the EIC and electron mass of 0.511 MeV, the frequency in the electron rest frame was calculated to be approximately 0.214. Thus, when b was substituted into Eq. (3), along with a value of $\lambda = 800 \text{ nm}$ for a standard Ti:sapphire laser, the equation could be rewritten as $\chi_e = 1.46 \sqrt{I \left[10^{20} \frac{\text{W}}{\text{cm}^2} \right]}$, or $\chi_e = 1.46 \sqrt{\frac{[\text{W}]}{(\pi r^2 \times 10^{20})}}$ when intensity is normalized with respect to spot size (i.e., the laser beam's minimum diameter after passing through a focusing lens, given by the formula $S = \frac{4M^2\lambda f}{\pi d}$ with beam quality parameter M^2 , wavelength λ , lens focal length f , and diameter at the

lens surface d). The laser power for hypothetical fixed spot sizes of radii 1.25 μm , 0.3 μm , and 0.2 μm is plotted against χ_e , in Fig. 4.

It can be seen that Eq. (3), with χ_e set equal to 0.1, is satisfied by a power of roughly 23 GW for a spot size radius of 1.25 μm , 1.3 GW for a spot size radius of 0.3 μm , and 0.59 GW for a spot size radius of 0.2 μm .

IV. DISCUSSION

The exact explanation as to why lower values of the quantum efficiency parameter χ_e correlate with greater final state polarization remains somewhat ambiguous. Evidently, repeated interaction with the laser pulse results in non-trivial effects that contradict expectations based on the behavior of χ_e when initial polarization equals zero. Perhaps the same mechanism responsible for polarization decline as illustrated in Fig. 3 when quantum efficiency values exceed 0.5 is at work. Likely, this mechanism relates to the envelope asymmetry of the ultra-short laser pulse, whereby polarization builds up in the first half cycle of the monochromatic wave before being partially negated, resulting in an incomplete cancellation. When initial polarization equals zero ($\Xi_y = 0$), the first two terms of Eq. (1) vanish; once incorporated for a nonzero initial polarization, the proportional relationship between the Airy functions and Ξ_y that constitutes these terms alters the behavior of the function in response to various χ_e values.

Assuming the validity of the correlation observed in Fig. 3, lower quantum efficiency values are preferable, as they are associated with weaker field strengths and higher asymptotic polarization values. Typically, the weaker a laser's field strength, the higher its potential repetition rate. Thus, a greater number of shots can be fired per second, increasing the frequency of interaction with the beam. In our case a laser with power on the order of a gigawatt should be able to match the EIC revolution frequency [12], and thus a higher laser repetition rate could be used to polarize longer bunches. For example, in the case of the EIC the expected RMS bunch length is on the order of 30 ps. In the example calculated, the laser envelope pulse length is on the order of 2 fs, which would require 15000 shots to cover the whole RMS length. In this case it would take 144 seconds or 2.4 minutes to polarize a single 30 ps bunch up to the 83% level using a laser operating at 83 kHz. This is within the bunch lifetime/replacement time for the proposed EIC electron storage ring (ESR), about 6 minutes [4]. However the EIC will store 290 bunches at 18 GeV, which would require a laser capable of achieving about 30 MHz, or else multiple lasers would need to be used.

Number of Shots vs. Transverse Polarization Ξ_y

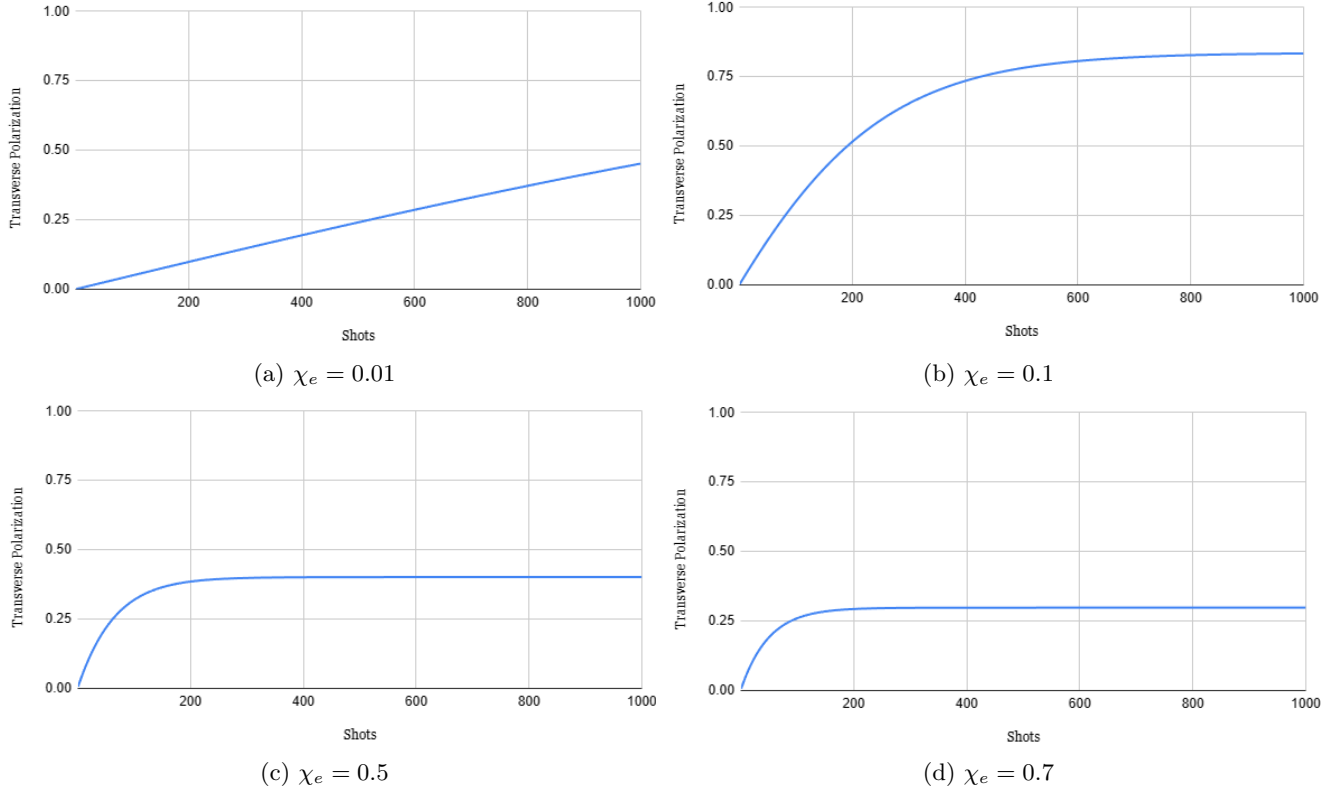


FIG. 3: Number of shots vs. transverse polarization for $\chi_e = 0.01$ (a), 0.1 (b), 0.5 (c), and 0.7 (d). Although polarization plateaus at greater values when χ_e is low, the number of shots (and by extension time) necessary to achieve maximal polarization is longer.

Laser power vs. quantum efficiency parameter χ_e

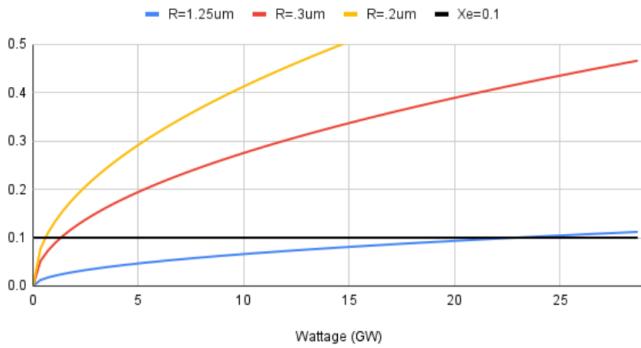


FIG. 4: Plot of laser power versus the quantum efficiency parameter χ_e , for beam spot size radii of $1.25\mu\text{m}$ (blue), $0.3\mu\text{m}$ (red), and $0.2\mu\text{m}$ (yellow).

V. CONCLUSIONS

The use of an intense ultrashort laser pulse to induce electron polarization has been previously proposed [7, 8].

The Python programming language is used to replicate the local constant crossed-field approximation with the aim of determining values for transverse polarization given a nonzero initial polarization. It has been shown that polarization for lower values of the quantum efficiency parameter, χ_e (i.e., weaker field strengths) yield higher final transverse polarization output, yet require a larger number of shots to achieve maximal polarization. The mechanisms responsible for this phenomenon are worth further investigation, particularly those relating to envelope asymmetry and the associated cancellations. While a greater number of shots is necessary to maximize polarization when χ_e is small, the repetition rate for weaker field strengths is typically greater, potentially allowing more electrons to be polarized.

Thus, assuming a spot size typical of a Ti:sapphire laser, a laser power corresponding to χ_e values falling between 0.01 and 0.1 is optimal. In the case of the planned EIC, the revolution frequency of 83kHz with a 0.6GW laser matching this pulse rate could polarize a 2fs slice of an electron bunch in 9.6ms or a 30ps bunch in 144seconds . This could provide a means of counteracting polarization loss due the ST effect for parallel polarized bunches and spin diffusion effects. Moreover, depo-

larization brought on by resonances and lattice imperfections in the machine can be avoided or corrected for by polarizing the beam just prior to collision, lessening reliance on the magnetic manipulation of bunch spins. Beyond the EIC, laser-induced polarization also has potential applications in CERN's Future Circular Collider

and in China's proposed CEPC machine.

ACKNOWLEDGMENTS

The authors would like to thank S. Snyder for useful discussions and assistance with calculating the numeric integrals. Work supported by URA., Inc., under contract DE-AC02-76CH03000 with the U.S. Dept. of Energy.

-
- [1] Z. Duan, T. Chen, J. Gao, D. Ji, X. Li, D. Wang, J. Wang, Y. Wang, and W. Xia, JACoW **eeFACT2022**, 97 (2023).
 - [2] A. Blondel and E. Gianfelice, Eur. Phys. J. Plus **136**, 1103 (2021).
 - [3] V. H. Ranjbar, M. Blaskiewicz, F. Méot, C. Montag, S. Tepikian, S. Brooks, H. Witte, I. Marneris, V. Ptitsyn, and F. J. Willeke, Phys. Rev. Accel. Beams **21**, 111003 (2018).
 - [4] J. Skaritka, E. Wang, F. Willeke, R. Lambiase, W. Lui, V. Ptitsyn, and O. Rahman, PoS **PSTP2017**, 015 (2018).
 - [5] A. A. Sokolov and I. M. Ternov, in *4th International Conference on High-Energy Accelerators* (1963) pp. 1271–1275.
 - [6] D. Del Sorbo, D. Seipt, T. G. Blackburn, A. G. R. Thomas, C. D. Murphy, J. G. Kirk, and C. P. Ridgers, Phys. Rev. A **96**, 043407 (2017), arXiv:1702.03203 [physics.plasm-ph].
 - [7] D. Seipt, in *Quantum Field Theory at the Limits: from Strong Fields to Heavy Quarks* (2017) pp. 24–43, arXiv:1701.03692 [physics.plasm-ph].
 - [8] D. Seipt, D. Del Sorbo, C. P. Ridgers, and A. G. R. Thomas, Phys. Rev. A **98**, 023417 (2018), arXiv:1805.02027 [hep-ph].
 - [9] E. Snyder, “EIC Laser Simulation,” (2023), <https://github.com/UnregisteredData/EIC-Laser>.
 - [10] V. N. Baier and V. M. Katkov, Soviet Physics JETP **25**, 1422 (1966).
 - [11] T. Heinzl, (2022), arXiv:2203.01245 [hep-ph].
 - [12] U. Keller, Nature **424**, 831 (2003).