

Galactic-Field Metal-Rich RR Lyrae Variables: Features of Kinematics and Abundances of Selected Chemical Elements

M. L. Gozha, V. A. Marsakov, V. V. Koval'
 Southern Federal University, Rostov-on-Don, Russia
 e-mail: gozha_marina@mail.ru, marsakov@sfnedu.ru, litlevera@rambler.ru

accepted 2024, Astrophysical Bulletin, Vol. 79, No. 3, pp. ??-???

Abstract

We present an analysis of the relative abundance features of a number of chemical elements in the atmospheres of metal-rich ($[\text{Fe}/\text{H}] > -1.0$) Galactic-field RR Lyrae variable stars and the kinematic characteristics of these stars. We have previously shown that the relative abundances of some α -elements: magnesium, silicon, calcium, and to a greater extent of titanium, as well as yttrium and scandium in such stars are lower than in most of other types of stars, bearing similar metallicity. It is found here that some of these metal-rich RR Lyrae stars also have very low relative abundances of sodium, aluminum and nickel. The orbital parameters of all the metal-rich RR Lyrae variables studied in this paper are typical of the Galactic thin or thick disk objects, however, unusual chemical composition let us to suggests a possible extragalactic origin for some of them.

Key words: stars: variables: RR Lyrae-stars: abundances.

1 INTRODUCTION

RR Lyrae variable stars are radially pulsating variables of spectral classes A – F at the helium burning core stage of evolution, residing on the horizontal branch in the Hertzsprung-Russell diagram. Stars at such an advanced stage of evolution are traditionally considered to be an exclusively old and metal-poor stellar population. However, among the RR Lyrae stars of the Galactic field there proved to be a small number of stars with an approximately solar metallicity. Such a high metallicity contradicts the modern model of stellar evolution, according to which only the low-metallicity low-mass stars get to the horizontal branch in the instability strip, moreover, they evolve to it for more than 10 billion years, i. e. longer than the lifetime of the Galactic thin disk subsystem, which is characterized by this high metallicities. Note that RR Lyrae variable stars are practically not observed in metal-rich globular clusters, since their horizontal branches lie entirely in the region of temperatures lower than those in the instability strip.

In this paper, we carry out new research of RR Lyrae stars of the Galactic field, initiated by Marsakov et al. (2018) and continued by Marsakov et al. (2019) and Gozha et al. (2020). In these studies, we used the authors' catalog containing the data on the positions, velocities, and metallicities for 415 field RR Lyrae stars. For a hundred of these stars, information on the relative abundances of several chemical elements obtained from high-resolution spectra was found in the literature. It was shown that most of the metal-rich ($[\text{Fe}/\text{H}] > -1.0$) RR Lyrae stars with lowered abundances

of magnesium, silicon, calcium, titanium, scandium, and yttrium have the kinematics characteristic of the youngest subsystem, namely, the Galactic thin disk. Interestingly, the $[\text{Mg}/\text{Fe}]$, $[\text{Si}/\text{Fe}]$, and $[\text{Ca}/\text{Fe}]$ ratios in the metal-rich RR Lyrae stars are lower than the average ratios for field stars, while the $[\text{Sc}/\text{Fe}]$, $[\text{Ti}/\text{Fe}]$, and $[\text{Y}/\text{Fe}]$ values are generally even lower than in all thin-disk stars. At the same time, no traces of such elements as europium, zirconium, and lanthanum, which are present in all thin-disk stars, were detected in these stars. According to our stratification, some metal-rich RR Lyrae stars belong to the thick disk according to their kinematics.

The analysis of the RR Lyrae star kinematics in our earlier papers was carried out using the values of the spatial velocity components calculated based on the data from the catalog by Dambis et al. (2013), which used ground-based measurements of the proper motions of stars. In this paper, we test our earlier conclusions using the new, more accurate astrometric and photometric satellite data.

Hasselquist et al. (2021) studied the chemical composition of stars in nearby dwarf galaxies and found a deficit of some chemical elements. Among them were the elements that we have not yet analyzed in the RR Lyrae stars. In this regard, we considered it necessary to continue studying the chemical and kinematic properties of RR Lyrae variables of the galactic field, and above all the metal-rich stars.

2 INITIAL DATA

The spectroscopic measurements of $[\text{Fe}/\text{H}]$ for 100 Galactic-field RR Lyrae variables, as well as the $[\text{Al}/\text{Fe}]$ ratios for 44 of them were taken from the authors' compiled catalog (Marsakov et al. (2018)). It consolidates the data on the abundances of chemical elements from 25 publications from 1995 to 2017. The relative abundances of chemical elements were calculated as weighted averages in cases of two or more measurements by different authors and brought to an unified solar abundance. The standard deviation of the calculated means: $\sigma_{[\text{Fe}/\text{H}]} = 0.12$, $\sigma_{[\text{Al}/\text{Fe}]} = 0.17$. Detailed information about the catalog is given in the paper by Marsakov et al. (2018)¹.

Hasselquist et al. (2021) found a deficit in the relative abundances of aluminum and nickel in the stars of the dwarf satellite galaxies. The data on the relative abundances of nickel $[\text{Ni}/\text{Fe}]$ obtained spectroscopically was found in the literature for 55 RR Lyrae stars from our catalog. The data were collected from 9 papers from 1995 to 2015. To determine the $[\text{Ni}/\text{Fe}]$ values, we performed procedures similar to those used to obtain the relative abundances of chemical elements when compiling the catalog of Marsakov et al. (2018). In particular, we brought the authors' $[\text{Ni}/\text{Fe}]$ values for each RR Lyrae star to an unified solar abundance from Asplund et al. (2009) and calculated their weighted averages. Since the $[\text{Ni}/\text{Fe}]$ abundances obtained by different authors for one and the same star are scarce, the standard deviation of the weighted average was not calculated. The average error calculated taking into account the uncertainties of the $[\text{Ni}/\text{Fe}]$ values adopted from the literature was 0.12 dex. However, it should be noted that this value is actually an underestimate, since only slightly more than a half of the $[\text{Ni}/\text{Fe}]$ values in the literature were given with uncertainties.

In addition, this paper analyzes the relative abundances of sodium, the synthesis of which is largely analogous to the process of aluminum formation. Homogeneous data on the sodium abundances $[\text{Na}/\text{Fe}]$ in the atmospheres of 18 RR Lyrae stars, determined from high-resolution spectra are adopted from the recent paper of Takeda (2022). The error declared by the author does not exceed 0.2 dex.

The catalogue of Prudil et al. (2020), based on the satellite measurements of distances and velocities, served as a source of orbital parameters for 314 RR Lyrae variables. Of these, the authors selected 22 RR Lyrae stars, which, in their opinion, belong to the disk subsystems of the Galaxy, based on two arbitrarily chosen strict orbital criteria, namely, small orbital eccentricities ($e < 0.2$) and rather

¹The catalog can be found at: <http://vizier.u-strasbg.fr/viz-bin/VizieR?-source=J/AZh/95/54>

small maximum height of the stellar orbit points from the Galactic plane ($Z_{max} < 0.9$ kpc). It was shown that the set of selected stars is characterized by small velocity dispersions ($\sigma_{V_{tot}} = 37$ km s $^{-1}$ and $\sigma_{V_z} = 16$ km s $^{-1}$ for the total velocity and its vertical component, respectively), high metallicity (the average value of $[Fe/H]_{aver} = -0.60$) and around solar abundances of α -elements (for nine stars with known calcium abundances, the average value of $[Ca/Fe]_{aver} = 0.02$), which, according to the authors of the paper, indicates that these stars may belong to the thin disk.

We used several samples of field stars with known metallicities and the relative abundances of aluminum, sodium, and nickel, obtained from the high-resolution spectra as comparison objects. From the APOGEE DR 16 catalogue (Jönsson et al., 2020), including over four hundred thousand stars of the Galaxy, we selected 13 828 stars with the chemical composition data available and with the atmospheric parameters identical to the characteristics of the atmospheres of RR Lyrae stars. The data on the metallicity and relative abundances of aluminum, sodium, and nickel in 1918 red giants were taken from the catalogue of Hawkins et al. (2016). The sources of data on $[Fe/H]$, $[Al/Fe]$, $[Na/Fe]$, and $[Ni/Fe]$ in the atmospheres of variable stars were: the paper by Luck(2018) for 435 Cepheids, and the paper by Kovtyukh et al. (2018) for 23 type II Cepheids (W Virgo and BL Hercules types).

3 ORBITAL PARAMETERS

Marsakov et al. (2018) showed that a significant fraction of metal-rich RR Lyrae stars move in the Galaxy similarly to thin-disk objects. To stratify the RR Lyrae stars by Galactic subsystems, we used the technique proposed by Bensby et al. (2003). It calculates the probability of field stars to belong to the thin, thick disk or the halo subsystems based on the components of their spatial velocities relative to the local centroid and the dispersion of these components in each subsystem.

To confirm that metal-rich RR Lyrae variables belong to the Galactic disk, let us discuss some of their orbital characteristics obtained from the satellite data. The catalog of Prudil et al. (2020) presents the kinematic and orbital parameters for 314 RR Lyrae variables. The $[Fe/H]$ values for 68 of them are contained in the catalog of Marsakov et al. (2018).

Figure 1a, b shows the distribution of the field RR Lyrae variables from the catalogue of Prudil et al. (2020) based on the orbital parameters. Figure 1a demonstrates the “eccentricity e — maximum distance of the star’s orbit points from the Galactic plane Z_{max} ” diagram. For convenience, we limited the vertical axis to 30 kpc; two stars out of the 314 RR Lyrae stars in the Prudil et al. (2020) were left outside the diagram area. Figure 1b shows the “apogalactic distance R_{apo} — maximum distance of the star’s orbit points from the Galactic plane Z_{max} ” diagram for stars in the Prudil et al. (2020) catalog. Three stars with the largest apogalactic distances were left outside the boundaries of Figure 1b.

Note that out of 22 RR Lyrae stars labeled in Prudil et al. (2020) as the disk subsystem stars, in our earlier paper (Marsakov et al. (2018)) 21 variables were assigned to the thin disk population using the spatial-kinematic probability criterion, while FH Vul was referred to the thick disk. For this variable, Z_{max} and e are close to the upper limit values taken up in Prudil et al. (2020) for disk stars. Hence, we observe a match of the stratification results for RR Lyrae variables in the two studies. At that, in the paper of Marsakov et al. (2018), the criteria were the components of spatial velocities and their dispersions, and Prudil et al. (2020) used the orbital parameters obtained from the satellite data.

We can see on the diagrams of Fig. 1a, b that all the stars of disk subsystems according to Prudil et al. (2020) with known spectroscopic metallicity measurements (there are nine such RR Lyrae stars) turned out to be metal-rich.

We decided to verify the results of stratification of metal-rich RR Lyrae stars into Galactic subsys-

tems, obtained earlier in Marsakov et al. (2018) using the up-to-date satellite data. For this purpose, we used the astrometric parameters of the Gaia DR3 catalog. The radial velocity data for the vast majority of studied stars are also present in this catalog. The radial velocity for one RR Lyrae star was found in the Gaia DR2 catalog, and for three more stars – in the SIMBAD database. The spatial velocity components were determined taking into account the position and velocity of the Sun used by Prudil et al. (2020). In this case, to identify the belonging of the RR Lyrae stars to different subsystems, we also applied the probabilistic method from the work of Bensby et al. (2003). Out of 25 metal-rich RR Lyrae stars, only TV Lib, assigned by Marsakov et al. (2018) to the thin disk population, turned out to be a thick disk star according to the new calculations. The conclusion of Marsakov et al. (2018) on the membership of the remaining metal-rich RR Lyrae stars in the galactic subsystems was confirmed.

Based on the updated stratification by subsystems, we find that out of 17 RR Lyrae variables with $[\text{Fe}/\text{H}] > -1$ of the thin disk, only 9 stars fell into this subsystem according to the strict orbital criterion of Prudil et al. (2020). Hence, the RR Lyrae stars SW And, RS Boo, DM Cyg, XZ Dra, TW Her, CN Lyr, V 445 Oph, AR Per and HH Pup with the spectroscopically determined metallicity of $[\text{Fe}/\text{H}] > -1$ can be recognized as the thin galactic disk objects based on their kinematic and orbital characteristics. For five other RR Lyrae stars that we have assigned to the thin disk according to the probabilistic criteria, only one of the two orbital parameters shows a slight excess of the limiting values, adopted in Prudil et al. (2020). Since the limiting values specified in the latter study are not well defined mathematically, the stars DX Del, RR Gem, KX Lyr, AV Peg and AN Ser can also be assigned to the thin disk. The orbital parameters for the three metal-rich stars assigned to the thin disk in this study have not been calculated.

Seven metal-rich RR Lyrae stars, identified in this paper as thick disk objects, have eccentricities of $e = 0.19-0.45$ and move away from the Galactic plane at the distances of up to $Z_{max} = 0.60-2.00$ kpc (according to the catalog by Prudil et al., 2020). Such orbital parameters are quite consistent with the characteristics of thick disk objects. Another one RR Lyrae star with $[\text{Fe}/\text{H}] > -1$ that we have classified as a halo star based on its kinematics, is missing in the catalog of Prudil et al. (2020).

4 CHEMICAL COMPOSITION

Various chemical elements are produced by stars of different masses, consequently they enter the interstellar medium on different time scales. The chemical composition of stellar atmospheres hence reflects the history of the chemical evolution of matter from which they have formed. Therefore, each galaxy has a unique history of metal enrichment depending on the mass of the galaxy, the rate of star formation, and the masses of supernovae exploding in it.

We are now aware of numerous events when stellar and gaseous matter of dwarf galaxies was captured by the tidal forces of our Galaxy at different times of its evolution (see, e.g., Kruijssen et al., 2020; Naidu et al., 2020). It hence seems intriguing to identify stars in our Galaxy with chemical composition features that would differ from those, typical of objects formed during the evolution of a single protogalactic cloud. Since the star formation rate in larger galaxies is higher than that in dwarf galaxies (see, e.g., Matteucci and Greggio, 1986), the abundances of some chemical elements in the stars born in massive galaxies may differ from the chemical composition of stars, captured from dwarf satellite galaxies.

RR Lyrae stars are traditionally considered to be an old population of the Galaxy; the vast majority of these stars have low metallicity. However, some RR Lyrae stars have metallicities, uncharacteristically high for old stars ($[\text{Fe}/\text{H}] > -1$). Early studies showed that the relative abundances of some chemical elements in such RR Lyrae stars differ from the abundances of the same elements in stars

with similar metallicity. In that way, previous studies of Marsakov et al. (2018), Gozha et al. (2020, 2021) drew attention to the lack of magnesium, silicon, calcium, and especially scandium, titanium, and yttrium in the atmospheres of metal-rich RR Lyrae stars, compared to field stars of similar metallicity (the comparison was also made with variable stars).

Hasselquist et al. (2021) studied the abundances of several chemical elements, determined from high-resolution spectra in the atmospheres of red giants in massive satellites of the Milky Way: in the Large and Small Magellanic Clouds, the Sagittarius and Fornax Dwarf Spheroidal Galaxies, and in the Gaia-Enceladus system, which is by now fully disrupted. These authors compared the abundances of chemical elements in the dwarf galaxies with the corresponding abundances in the stars of the disk and bulge of our Galaxy. The studied elements include the α -elements, as well as [Al/Fe] and [Ni/Fe]. In the [X/Fe] vs. metallicity diagrams (Fig. 5 in Hasselquist et al., 2021), the stars of each of the studied dwarf galaxy occupy the regions that practically do not overlap with the stars of the Milky Way. The “[Fe/H] – [Al/Fe]” and “[Fe/H] – [Ni/Fe]” diagrams are particularly prominent: the relative abundances of aluminum and nickel in the stars of dwarf satellite galaxies are lower than those in the stars of the Galaxy at any metallicity. The authors explain this fact by the differences in the histories of chemical evolution in a particular galaxy.

Feuillet et al. (2022) in their paper discuss the possible presence in the galactic disk of old high-metallicity stars, captured by our Galaxy during the mergers with satellite galaxies. The paper considers a sample of giant stars, where the authors identify stars with unusual chemical compositions and thin-disk kinematics. The authors classify such objects as accreted. They select stars with anomalously low aluminum abundances from the disk objects (i. e. with metallicity [Fe/H] > -0.8 and velocity around the galactic center $V > 110 \text{ km s}^{-1}$). This is reasoned by the fact that the relative aluminum abundances in the stars of dwarf galaxies, the satellites of the Milky Way, are actually lower. From nine metal-rich RR Lyrae variables with known [Al/Fe] and spatial velocities, Feuillet et al. (2022) selected the stars with thin-disk kinematics and equally low relative aluminum abundances ([Al/Fe] < -0.14) as in the accreted red giants of the disk. According to the authors, five RR Lyrae stars satisfy these criteria: CN Lyr, DM Cyg, DX Del, RS Boo, V 445 Oph. The authors propose to classify AA Aql with low [Al/Fe] but with the thick disk (or halo) kinematics and, possibly, SW And, for which the [Al/Fe] value is slightly higher than the arbitrary limiting value adopted in the paper, as accreted stars.

We also noted earlier the possible extragalactic origin of metal-rich field RR Lyrae variables in (Marsakov et al., 2018, 2020) based on the under-estimated abundances of α -elements in them.

4.1 Aluminum, Sodium, and Nickel Abundances

Let us consider the nature of metallicity dependences of the relative abundances of aluminum, sodium, and nickel in the atmospheres of the field RR Lyrae variables from our catalog. We will be primarily interested in the abundances of these elements in metal-rich RR Lyrae stars.

Aluminum and sodium are light elements with an odd number of protons. The main mechanism for producing these elements is the hydrostatic burning of carbon for sodium, and carbon and neon for aluminum in the cores of massive stars. Additional synthesis is possible in the neutron capture reactions occurring simultaneously with the CNO cycle: by magnesium atoms in the cores of intermediate-mass stars for aluminum, and by neon atoms in the cores of intermediate-mass stars and during the hydrogen burning in their layer sources for sodium. Sodium and aluminum, produced in stars via similar processes, show resembling trends in the “[Fe/H] – [Na/Fe]” and “[Fe/H] – [Al/Fe]” diagrams (see, for example, Figs. 18 and 19 in Kobayashi et al., 2020). In addition, models predict that the relative abundances of aluminum and sodium decrease with increasing metallicity at [Fe/H] > -1, which is associated with the onset of SNIa outbursts (Hawkins et al., 2016). Since

aluminum and sodium are formed in almost identical processes, it seems worthwhile to analyze not only the aluminum abundances but also those of sodium in metal-rich RR Lyrae stars.

Nickel is an iron-peak element. This element, like iron, is produced and dissipated into the interstellar medium in large quantities in type Ia supernovae (see, e.g., Iwamoto et al., 1999), and some nickel is produced in type II supernovae (see, e.g., Kobayashi et al., 2006).

Hasselquist et al. (2021) showed that at any metallicity, the $[\text{Al}/\text{Fe}]$ and $[\text{Ni}/\text{Fe}]$ ratios in the stars from the studied dwarf galaxies are lower than the abundances of these elements in the stars of the Galaxy. Feuillet et al. (2022) analyzed the aluminum abundances in metal-rich RR Lyrae stars of the field of our Galaxy in order to identify the accreted stars. To do this, they used the $[\text{Al}/\text{Fe}]$ values from Liu et al. (2013). In our catalog (Marsakov et al., 2018), the relative abundance of aluminum in RR Lyrae stars was determined using the information from a large number of sources, the data were averaged and brought to an unified solar abundance. This is why it will now be useful to compare the conclusions of Feuillet et al. (2022) with the results of analysis of the Marsakov et al. (2018) catalog data, and also to consider the nickel abundance vs. metallicity relationship in the RR Lyrae stars.

To study the behavior of the nickel abundance, we determined the $[\text{Ni}/\text{Fe}]$ ratios in the atmospheres of 55 RR Lyrae variables using the literature data. Table 1 presents the collected and averaged values of the relative nickel abundance, as well as $[\text{Fe}/\text{H}]$ from the Marsakov et al. catalog (2018) and references to data sources for $[\text{Ni}/\text{Fe}]$.

Table 2 contains metallicities and relative abundances of the elements we study for 14 metal-rich RR Lyrae variables. The $[\text{Fe}/\text{H}]$, $[\text{Al}/\text{Fe}]$, $[\text{Ti}/\text{Fe}]$, and $[\text{Y}/\text{Fe}]$ values are taken from Marsakov et al. (2018), $[\text{Na}/\text{Fe}]$ – from Takeda (2022), $[\text{Sc}/\text{Fe}]$ – from Gozha et al. (2020). The $[\text{Ni}/\text{Fe}]$ values are found in this paper.

4.2 $[\text{Al}/\text{Fe}]$, $[\text{Na}/\text{Fe}]$, $[\text{Ni}/\text{Fe}]$ vs. Metallicity Relationship in RR Lyrae Stars and Other Types of Stars

Figure 2 shows the “ $[\text{Fe}/\text{H}] - [\text{Al}/\text{Fe}]$ ” (panels a, b, c), “ $[\text{Fe}/\text{H}] - [\text{Na}/\text{Fe}]$ ” (panels d, e, f) and “ $[\text{Fe}/\text{H}] - [\text{Ni}/\text{Fe}]$ ” (panels g, h, i) diagrams for the RR Lyrae variables and comparison stars. All diagrams show the RR Lyrae variables with known relative abundances of the considered chemical elements. The following literature data were used: $[\text{Fe}/\text{H}]$, $[\text{Al}/\text{Fe}]$ values are taken from the Marsakov et al. catalog (2018); $[\text{Na}/\text{Fe}]$ data for 18 RR Lyrae stars are adopted from Takeda (2022), their list contains only a few metal-poor RR Lyrae stars (all their stars have $[\text{Fe}/\text{H}] > -1.5$). The $[\text{Ni}/\text{Fe}]$ ratios are determined in the present paper.

Along with the analysis of the behavior of $[\text{Al}/\text{Fe}]$, $[\text{Na}/\text{Fe}]$, and $[\text{Ni}/\text{Fe}]$ relative to the metallicity variations for the full sample of RR Lyrae stars, we compare the relative abundances of chemical elements studied in the atmospheres of metal-rich RR Lyrae variables and Galactic field stars. Let us compare with the abundances of aluminum, sodium, and nickel in the atmospheres of red giants, classical Cepheids, and type II Cepheids (W Virgo and BL Hercules). Comparison stars have been added to all the panels of Fig. 2 with diagrams showing the relationship between the relative abundances of aluminum, sodium, and nickel vs. metallicity. The choice of comparison objects was determined by the close luminosities and temperatures of these stars and RR Lyrae variables. At that, the objects with which the RR Lyrae stars were compared are both stationary (red giants) and variable (young classical Cepheids and old type II Cepheids) stars.

Trend lines, depicting the variations in the relative abundances of elements under study with increasing metallicity were drawn at the diagrams of Fig. 2 for the metal-rich RR Lyrae variables (here we did not take into account TV Lib and KP Cyg, which deviate from the general trend) and for the comparison stars. In all panels of Fig. 2 (except Fig. 2g), linear regressions were constructed using the least squares method. In the “ $[\text{Fe}/\text{H}] - [\text{Ni}/\text{Fe}]$ ” diagram (Fig. 2g), a second-order polynomial

approximation was used for the red giants.

Fig. 2a, b, c show the relationship between the relative abundance of aluminum and metallicity in the atmospheres of RR Lyrae variables. The abundance of aluminum in the metal-poor RR Lyrae stars varies over a wide range, while the metal-rich RR Lyrae stars (except for TV Lib and KP Cyg) show a small scatter of $[Al/Fe]$ values of 0.2 dex. The relative abundance of aluminum in the atmospheres of the metal-rich RR Lyrae stars is below the solar value. In the RR Lyrae stars with $[Fe/H] > -1$, $[Al/Fe]$ decreases with increasing $[Fe/H]$. In all the “[Fe/H] – [Al/Fe]” diagrams, we clearly see that the metal-rich RR Lyrae stars lie below the regions occupied by comparison stars of the same metallicity (except for the already mentioned TV Lib and KP Cyg).

The RR Lyrae variables in the “[Fe/H] – [Na/Fe]” diagrams (Fig. 2d,e,f) are predominantly metal-rich. Here, as in the case of aluminum, a tendency for $[Na/Fe]$ to decrease with increasing metallicity is observed in the range of metal-rich RR Lyrae stars. Nevertheless, five RR Lyrae stars with $[Fe/H] > -1$, including TV Lib, have sodium abundances exceeding the solar value. For another star with an aluminum excess, KP Cyg, the relative sodium abundance was not determined in Takeda (2022). However, the sodium abundance in the atmosphere of KP Cyg is listed in the catalog of Marsakov et al. (2018), and it is also high ($[Na/Fe] = 0.31$). Among the metal-rich RR Lyrae stars, the lowest sodium abundance ($[Na/Fe] = -0.23$) is observed in the atmosphere of CI And (however, for this star $[Ni/Fe] = 0.06$ is close to the average value for metal-rich RR Lyrae stars, but the aluminum abundance was not determined). The red giants demonstrate a trend, similar to the RR Lyrae stars, namely, a decreasing relative sodium abundance with increasing metallicity (Fig. 2d), while the metal-rich RR Lyrae stars prove to be almost in the middle of the giant sequence. That is, there are no differences in the relative sodium abundances between these objects. This fact can be explained assuming that accreted objects are abundant in the star sample of the Hawkins et al. catalog (2016). Unfortunately, there is no information about their belonging to galactic subsystems or about the spatial positions and velocities of the stars in the paper of Hawkins et al. (2016). Nevertheless, it can be seen that in the “[Fe/H] – [Na/Fe]” diagram (Fig. 2d), the most metal-rich RR Lyrae stars still lie slightly below the average line for red giants. Furthermore, in Fig. 2e, it is clearly visible that the sodium abundances in metal-rich RR Lyrae stars are significantly lower than in the classical Cepheids. A similar situation is observed for the sodium abundance when compared with Type II Cepheids, although with a smaller difference (Fig. 2f).

In the of Fig. 2g, h, i with the “[Fe/H] – [Ni/Fe]” diagrams, a significant scatter of relative nickel abundances is observed (similar to aluminum) at the metallicity $[Fe/H] < -1$. However, 14 metal-rich RR Lyrae stars with known $[Ni/Fe]$ ratios form a fairly compact group in the diagram with a decreasing nickel abundance at increasing metallicity. This trend to a greater extent applies to metal-rich stars with $[Ni/Fe] < 0$. Let us pay attention to TV Lib and KP Cyg, whose relative nickel abundances exceed those of the Sun (in the diagrams, KP Cyg is located far from the compact group of metal-rich RR Lyrae stars, while TV Lib has the highest $[Ni/Fe]$ value for the RR Lyrae stars with $[Fe/H] > -1$). The nickel abundances in metal-rich RR Lyrae variables and comparison stars do not show a significant difference, but here as well, about a half of the RR Lyrae stars with $[Fe/H] > -1$ in the “[Fe/H] – [Ni/Fe]” diagrams lie below the regression lines for the comparison stars. Hawkins et al. (2016) noted that red giants are on the average located on the “[Fe/H] – [Ni/Fe]” diagram along the horizontal line with a weak tendency for $[Ni/Fe]$ to increase with increasing metallicity at $[Fe/H] > 0$ (see our Fig. 2g). However, we do not observe this same tendency, noted in the work of Hawkins et al. (2016) for a large sample of red giants, for our metal-rich RR Lyrae stars in the “[Fe/H] – [Ni/Fe]” diagrams. In contrast, the metal-rich RR Lyrae variables (except for KP Cyg alone) clearly demonstrate a decrease in $[Ni/Fe]$ values with increasing metallicity. Note that in the case of nickel (as well as for sodium), the metal-rich RR Lyrae stars lie inside the red giant region.

Let us add a comparison of the behavior of metal-rich RR Lyrae stars relative to the stars from more representative samples. Fig. 3 shows the “[Fe/H] – [Al/Fe]” (a) and “[Fe/H] – [Ni/Fe]” (b) diagrams for RR Lyrae variables from the catalog of Marsakov et al. (2018) and stars from the extensive APOGEE DR16 catalog by Jönsson et al. (2020). We made a selection of data from the APOGEE DR16 catalog: from almost half a million stars of the Galaxy, we selected 13 828 stars with the chemical composition data, based on the $T_{eff} = (5900 - 7700)$ K and $\log g \leq 4.2$ criteria, so that these atmospheric parameters were close to the characteristics of the atmospheres of RR Lyrae variables. The overwhelming majority of the stars that we have selected for comparison turned out to have the same metallicity as metal-rich RR Lyrae variables. Fig. 3a,b clearly show metal-rich RR Lyrae stars, except for TV Lib and KP Cyg, are located below the regions of increased density of the Jönsson et al. catalog (2020) stars.

We see from Figs. 2 and 3 (and also from Table 2) that a significant fraction of metal-rich RR Lyrae variables have aluminum, sodium, and nickel abundances that do not exceed the solar values. The RR Lyrae stars with known abundances of all six chemical elements from Table 2 that satisfy the $[X/Fe] \leq 0.0$ criterion are SW And, RS Boo, DM Cyg and CN Lyr.

Therefore, the relative abundances of aluminum, sodium, and nickel in most metal-rich RR Lyrae variables are significantly lower than the average [Al/Fe], [Na/Fe], and [Ni/Fe] values in the comparison stars, with the most noticeable difference observed for aluminum. However, one should be cautious about the results of comparison of the metal-rich RR Lyrae stars with red giants for the abundances of sodium and nickel. It is not possible to explain the low values of [Al/Fe], [Na/Fe], and [Ni/Fe] in metal-rich RR Lyrae variables by the effects arising in the non-stationary atmosphere of these stars, since the comparison was made with both stationary and variable field stars.

We therefore observe anomalously low relative abundances of magnesium, silicon, calcium, scandium, titanium, yttrium (see our earlier works), aluminum, sodium, and nickel in the atmospheres of a significant number of metal-rich RR Lyrae variables compared to the field stars of the corresponding metallicity. And it is necessary to try to find an explanation for this.

5 DISCUSSION OF THE PROPERTIES OF METAL-RICH RR LYRAE STARS

Let us consider the properties of individual stars. In the atmospheres of DM Cyg and CN Lyr, the abundances of all nine chemical elements (magnesium, silicon, calcium, titanium, yttrium, scandium, aluminum, sodium, and nickel) studied in this and our previous papers are lower than in most of other metal-rich RR Lyrae stars and in the comparison stars of similar metallicity. These stars exhibit the thin-disk kinematics (this paper, Prudil et al., 2020). Only because of their low [Al/Fe] values, Feuillet et al. (2022) considered them to have been captured from the satellite galaxies. The RR Lyrae star V 445 Oph, identified by Feuillet et al. (2022) to be accreted, with low abundances of five chemical elements from Table 2 (except [Na/Fe]), has the thin-disk kinematics (this paper; Prudil et al., 2020). The star RS Boo, classified as disk star by its kinematics (this paper; Prudil et al., 2020) and accreted by its chemical composition (Feuillet et al., 2022), shows low abundances of four chemical elements (except for sodium and nickel abundances, close to solar values). Eight more RR Lyrae stars from Table 2 (except for KP Cyg and TV Lib) contain anomalously low abundances of some of the nine chemical elements considered. Hence, twelve of the fourteen studied metal-rich RR Lyrae variables exhibit low abundances of some chemical elements compared to stars of other types with the same metallicity.

Unlike the other metal-rich RR Lyrae stars, KP Cyg and TV Lib have quite high abundances of studied chemical elements in their atmospheres (although the abundance of α -elements in the former

star is low, like in thin disk stars). Marsakov et al. (2018) drew attention to the overestimated $[\alpha/\text{Fe}]$ ratio in TV Lib, which is not typical for metal-rich stars.

It would be interesting to conceive of the reason for the special chemical composition of the atmospheres of metal-rich RR Lyrae variables of the galactic field: both those, exhibiting anomalously low abundances and those that differ from other metal-rich RR Lyrae stars in their high chemical element abundances.

Note that according to the probabilistic kinematic criteria, only AA Aql, BR Aqr, TV Lib and V 413 Oph belong to the thick galactic disk, while all other metal-rich RR Lyrae stars from Table 2 belong to the thin disk population.

6 POSSIBLE EXPLANATIONS FOR THE ORIGIN AND PROPERTIES OF METAL-RICH RR LYRAE STARS

Therefore, in addition to the old metal-poor field RR Lyrae variables of the spherical subsystem (as we previously thought of all RR Lyrae stars), stars with kinematic and orbital parameters typical of the disk subsystems of the Galaxy and with low relative abundances of some elements in their atmospheres have been discovered. It is clear that the occurrence of such unusual properties was provoked either by the conditions of star birth, or by the external events that the star experienced during its lifetime. Below, referring to our own and other authors' studies of recent years, we will present several possible explanations for the origin and specific properties of metal-rich RR Lyrae variables. Note, however, that we cannot exclude the possible inconsistency in determination of relative abundances of chemical elements in RR Lyrae stars and stars of other types.

6.1 Increased Helium Abundance

Marsakov et al. (2019) suggested that a possible reason for the appearance of such young, heavy-element-rich RR Lyrae stars could be high initial helium abundances in their precursors. Indeed, in this case, the stars evolve faster and even with masses below solar, they manage to reach the stage of core helium burning during the existence of the Galactic thin disk, which is faster than over 10 billion years. The populations of red giants and RR Lyrae stars with high helium abundances have already been discovered in the bulge, and some of them may well have been moved to the solar vicinity by the disturbances caused by the inhomogeneities in the gravitational potential of the Galaxy. However, we cannot explain the anomalies in the chemical composition of such metal-rich RR Lyrae stars by their radial migration from the Galactic center.

Our assumption that the low relative abundances of α -elements in them most likely indicate their extragalactic origin (Marsakov et al., 2018, 2020) seemed more logical, since by that time hardly anybody doubted that giant spiral galaxies (like ours) are formed as a result of merger of several less massive ones at the early stages of the evolution of the Universe (see the standard Λ CDM cosmological model). In less massive satellite galaxies disrupted by the Milky Way, the chemical evolution of interstellar matter occurred differently. In addition, metal-rich stars in such dwarf galaxies could have appeared later than those in our Galaxy. We believe that the most significant argument against the extragalactic origin of such RR Lyrae stars is the appearance in our Galaxy of stars (born in dwarf satellite galaxies) with circular (not elongated) orbits.

In addition, there is no evidence of the presence of such RR Lyrae stars in the stellar streams, the remnants of the already known destroyed dwarf galaxies. Perhaps numerical modeling of the capture processes can help to solve this problem.

6.2 Binarity of Metal-Rich RR Lyrae Variables

Note one more possible reason for the appearance of metal-rich RR Lyrae stars. Bobrick et al. (2024), using numerical simulations, tested the possibility of formation of metal-rich RR Lyrae stars as a result of evolution of close binary systems. According to their hypothesis, at the red giant stage, a star fills its Roche lobe and its outer envelope outflows onto the companion star. As a result, the horizontal branch stars, deprived of their outer envelope, become bluer compared to similar single stars and, in this way, fall into the instability strip. Bobrick et al. (2024) suggest that all metal-rich RR Lyrae stars have a long-period companion.

Marsakov et al. (2019) discussed the probable reasons for the small masses of metal-rich RR Lyrae stars ($0.51 - 0.60M_{\odot}$), if they are to be considered thin disk objects. The following interpretation is possible. In order to reach the horizontal branch and become an RR Lyrae variable during the lifetime of the thin disk subsystem, the star has to lose a significant fraction of its initial mass. The binarity of the RR Lyrae stars could explain the mass loss at the stage of mass exchange between the components. But then all the metal-rich RR Lyrae stars of the thin disk should be part of close binary systems, and we do not observe this yet. Only two metal-rich RR Lyrae stars are known to be in binary systems so far.

Unfortunately, in such a scenario, it is difficult to explain the existence of a relation between the binarity and the anomalous chemical composition of stellar atmospheres discussed in this paper.

6.3 Incorrect Classification of Variables

Some of the metal-rich RR Lyrae stars may have been incorrectly classified. In this regard, two metal-rich stars are noteworthy, which demonstrate significantly higher $[\text{Na}/\text{Fe}]$, $[\text{Al}/\text{Fe}]$, $[\text{Sc}/\text{Fe}]$, $[\text{Ti}/\text{Fe}]$, $[\text{Ni}/\text{Fe}]$, and $[\text{Y}/\text{Fe}]$ ratios compared to other metal-rich RR Lyrae stars (see Table 2 and the corresponding diagrams). These are the stars KP Cyg and TV Lib.

KP Cyg, with a rather high period for an RR Lyrae star of $0.^d856$, can be classified as a type II Cepheid (a BL Hercules variable), rather than an RR Lyrae star (Andrievsky et al., 2010). Among the metal-rich RR Lyrae variables in our sample, KP Cyg has the highest metallicity ($[\text{Fe}/\text{H}] = 0.15$) and is also highly luminous compared to other metal-rich RR Lyrae stars (Marsakov et al., 2019).

TV Lib is known as a very peculiar star, especially due to its extremely short period ($0.^d270$) (Molnar et al., 2016). The short period and the light curve shape of TV Lib may indicate a need for its different classification, e.g. it may belong to δ Scuti variables (Kovacs and Karamioucham, 2021). In addition, the luminosity and period of TV Lib suggest a younger age than most of other field RR Lyrae stars (Bono et al., 1997).

Therefore, the properties of these two stars distinguish them from other metal-rich RR Lyrae variables. If KP Cyg and TVLib indeed belong to other types of variables, then it makes no sense to consider them when studying the properties of metal-rich RR Lyrae stars.

6.4 RR Lyrae Variables with Low Aluminum Abundances

Feuillet et al. (2022) suggested that low relative aluminum abundances indicate an extragalactic origin for several metal-rich RR Lyrae variables possessing the disk kinematics. This hypothesis was based on low aluminum abundances in the stars of dwarf satellite galaxies. The authors considered stars to have been accreted if their aluminum abundance is limited to a somewhat arbitrary value of $[\text{Al}/\text{Fe}] < -0.14$. The RR Lyrae stars classified as accreted in the cited paper are also investigated in the present work. Feuillet et al. (2022) were skeptical about the status of SW And with an aluminum abundance ($[\text{Al}/\text{Fe}] = -0.11$), slightly exceeding the limit they established. In our catalog (Marsakov et al., 2018), the $[\text{Al}/\text{Fe}]$ ratio for the SW And variable, obtained by averaging over two measurements,

turned out to be $[\text{Al}/\text{Fe}] = -0.07$, i. e. even higher. There are no other metal-rich stars with known aluminum abundances that would satisfy the condition $[\text{Al}/\text{Fe}] < -0.14$ in the sample we are considering.

As a result, we have not added any new stars to the list of accreted metal-rich aluminum-deficient RR Lyrae stars (Feuillet et al., 2022), but we may have removed the question of whether the SW And variable belongs to this category.

7 CONCLUSION

The paper considers the abundances of some chemical elements in RR Lyrae variable stars, as well as their orbital parameters. Particular attention is paid to the characteristics of RR Lyrae stars with $[\text{Fe}/\text{H}] > -1$. In contrast to the earlier concept of the RR Lyrae stars as old, metal-poor stars of the Galactic halo, it was found that these variables belong to different galactic subsystems based on the kinematic criteria. All the metal-rich RR Lyrae stars studied here demonstrate the orbital characteristics typical mainly of objects in the thin disk and, much less frequently, thick disk of the Galaxy.

An analysis of the relative abundances of several chemical elements in the atmospheres of RR Lyrae variables was carried out. The abundances of aluminum, sodium, and nickel in most metal-rich variables proved to be lower than the average $[\text{Al}/\text{Fe}]$, $[\text{Na}/\text{Fe}]$, and $[\text{Ni}/\text{Fe}]$ values in the field stars of the thin disk. Since the comparison was made with both stationary and variable field stars, it is unlikely that the low $[\text{Al}/\text{Fe}]$, $[\text{Na}/\text{Fe}]$, and $[\text{Ni}/\text{Fe}]$ are associated with non-stationary processes occurring in the atmospheres of these stars. The result on the anomalously low abundances of aluminum, sodium, and nickel in the metal-rich RR Lyrae stars, supplemented by the conclusions of our previous studies (Marsakov et al., 2018; Gozha et al., 2020) on the low $[\text{Mg}/\text{Fe}]$, $[\text{Si}/\text{Fe}]$, $[\text{Ca}/\text{Fe}]$, $[\text{Sc}/\text{Fe}]$, $[\text{Ti}/\text{Fe}]$, and $[\text{Y}/\text{Fe}]$ ratio values in metal-rich RR Lyrae variables compared to other types of stars of similar metallicity, points at the unusual nature of these objects. It turned out that twelve out of the fourteen metal-rich RR Lyrae variables studied in the paper reveal the $[\text{X}/\text{Fe}]$ ratios below the expected values for at least a few chemical elements. And in the atmospheres of the metal-rich RR Lyrae stars DM Cyg, CN Lyr, and V 445 Oph, we have discovered low abundances of all the chemical elements studied in them relative to the comparison stars of the same metallicity.

It can be assumed that the observed abundances of the elements under consideration in metal-rich RR Lyrae stars may be a consequence of their formation from matter, the chemical evolution history of which differs from the evolution history of the host interstellar matter of most comparison stars. These RR Lyrae stars may have been captured from the satellite galaxies of the Milky Way, which is confirmed by the identity of the chemical composition of metal-rich RR Lyrae stars and stars of some dwarf satellite galaxies (see Hasselquist et al., 2021). If we assume the extragalactic origin of some metal-rich RR Lyrae stars, then we can talk about the presence of this type of stars not only among the objects, genetically related to a single protogalactic cloud, but also about their presence in the subsystem of the accreted halo.

We could try to explain the unusual chemical composition and low masses of metal-rich RR Lyrae stars by the binarity of such stars. However, there are currently too few known RR Lyrae variables with high metallicity that are part of binary systems. Therefore, such an assumption cannot be considered valid and it requires further verification.

An excessive helium abundance in the progenitors of metal-rich RR Lyrae stars would lead to a faster evolution of such stars and their entry into the instability strip. Although there are observations indicating a certain number of such stars in the center of the Galaxy, the question of the deficit of individual chemical elements in their atmospheres still remains open.

Two stars from our list of RR Lyrae variables with $[Fe/H] > -1$, KP Cyg and TV Lib demonstrate chemical properties that distinguish them from other metal-rich RR Lyrae stars. One can suspect an incorrect classification of these stars by the variability type. Then the conclusions about the properties of the metal-rich RR Lyrae stars may be distorted by the presence of different type of variables in the studied sample.

The kinematic and orbital parameters indicating their belonging to the disk subsystems and the anomalous chemical composition of the metal-rich RR Lyrae variables indicate the unusual nature of these stars and encourage us to continue our research.

ACKNOWLEDGMENTS

The authors are grateful to the reviewer for useful comments that contributed to the improvement of the paper. The work used data from the Gaia mission of the European Space Agency (ESA, <https://www.cosmos.esa.int/gaia>), prepared by the Gaia Data Processing and Analysis Consortium (DPAC, <https://www.cosmos.esa.int/web/gaia/dpac/consortium>). The study also made use of the SIMBAD database (<https://simbad.cds.unistra.fr/simbad>).

FUNDING

The study was carried out at the Southern Federal University with the financial support of the Ministry of Science and Higher Education of the Russian Federation (government contract GZ0110/23-10-IF).

CONFLICT OF INTEREST

The authors declare no conflict of interest.

REFERENCES

- [1] S. M. Andrievsky, V. V. Kovtyukh, G. Wallerstein, et al., *Publ. Astron. Soc. Pacific* **122** (894), 877 (2010). DOI:10.1086/655444
- [2] M. Asplund, N. Grevesse, A. J. Sauval, and P. Scott, *Annual Rev. Astron. Astrophys.* **47** (1), 481 (2009). DOI:10.1146/annurev.astro.46.060407.145222
- [3] T. Bensby, S. Feltzing, and I. Lundström, *Astron. and Astrophys.* **410**, 527 (2003). DOI:10.1051/0004-6361:20031213
- [4] A. Bobrick, G. Iorio, V. Belokurov, et al., *Monthly Notices Royal Astron. Soc.* **527** (4), 12196 (2024). DOI:10.1093/mnras/stad3996
- [5] G. Bono, F. Caputo, S. Cassisi, et al., *Astrophys. J.* **483** (2), 811 (1997). DOI:10.1086/304284
- [6] G. Clementini, E. Carretta, R. Gratton, et al., *Astron. J.* **110**, 2319 (1995). DOI:10.1086/117692
- [7] A. K. Dambis, L. N. Berdnikov, A. Y. Kniazev, et al., *Monthly Notices Royal Astron. Soc.* **435** (4), 3206 (2013). DOI:10.1093/mnras/stt1514

- [8] D.K. Feuillet, S. Feltzing, C. Sahlholdt, and T. Bensby, *Astrophys. J.* **934** (1), id. 21 (2022). DOI:10.3847/1538-4357/ac76ba
- [9] B.-Q. For and C. Sneden, *Astron. J.* **140** (6), 1694 (2010). DOI:10.1088/0004-6256/140/6/1694
- [10] B.-Q. For, C. Sneden, and G.W. Preston, *Astrophys. J. Suppl.* **197** (2), article id. 29 (2011). DOI:10.1088/0067-0049/197/2/29
- [11] J. Govea, T. Gomez, G.M. Preston and C. Sneden, *Astrophys. J.* **782** (2), article id. 59 (2014). DOI:10.1088/0004-637X/782/2/59
- [12] M.L. Gozha, V.A. Marsakov, and V.V. Koval', *Astrophysical Bulletin* **75** (3), 311 (2020). DOI:10.1134/S1990341320030050
- [13] M.L. Gozha, V.A. Marsakov, and V.V. Koval', *Astronomical and Astrophysical Transactions* **32** (2), 147 (2021).
- [14] C.J. Hansen, B. Nordström, P. Bonifacio, et al., *Astron. and Astrophys.* **527**, id. A65 (2011). DOI:10.1051/0004-6361/201015076
- [15] S. Hasselquist, C.R. Hayes, J. Lian, et al., *Astrophys. J.* **923** (2), id. 172 (2021). DOI:10.3847/1538-4357/ac25f9
- [16] K. Hawkins, T. Masseron, P. Jofre' , et al., *Astron. and Astrophys.* **594**, id. A43 (2016). DOI:10.1051/0004-6361/201628812
- [17] K. Iwamoto, F. Brachwitz, K. Nomoto, et al., *Astrophys. J. Suppl.* **125** (2), 439 (1999). DOI:
- [18] H. Jönsson, J.A. Holtzman, C. Allende Prieto, et al., *Astron. J.* **160** (3), id. 120 (2020). DOI:10.3847/1538-3881/aba592
- [19] C. Kobayashi, H. Umeda, K. Nomoto, et al., *Astrophys. J.* **653** (2), 1145 (2006). DOI:10.1086/508914
- [20] C. Kobayashi, A.I. Karakas, and M. Lugaro, *Astrophys. J.*, **900** (2), id. 179 (2020). DOI:10.3847/1538-4357/abae65
- [21] K. Kolenberg, L. Fossati, D. Shulyak, et al., *Astron. and Astrophys.* **519**, id. A64 (2010). DOI:10.1051/0004-6361/201014471
- [22] G. Kovacs and B. Karamiqucham, *Astron. and Astrophys.* **654**, id. L4 (2021). DOI:10.1051/0004-6361/202142189
- [23] V. Kovtyukh, I. Yegorova, S. Andrievsky, et al., *Monthly Notices Royal Astron. Soc.* **477** (2), 2276 (2018). DOI:10.1093/mnras/sty671
- [24] J.M.D. Kruijssen, J.L. Pfeffer, M. Chevance, et al., *Monthly Notices Royal Astron. Soc.* **498** (2), 2472 (2020). DOI:10.1093/mnras/staa2452
- [25] S. Liu, G. Zhao, Y.-Q. Chen, et al., *Research in Astronomy and Astrophysics* **13** (11), article id. 1307 (2013). DOI:10.1088/1674-4527/13/11/003
- [26] R. E. Luck, *Astron. J.* **156** (4), article id. 171 (2018). DOI:10.3847/1538-3881/aadcac

- [27] V. A. Marsakov, M. L. Gozha, and V. V. Koval', *Astronomy Reports* **62** (1), 50 (2018). DOI:10.1134/S1063772918010055
- [28] V. A. Marsakov, M. L. Gozha, and V. V. Koval', *Astronomy Reports* **63** (3), 203 (2019). DOI:10.1134/S1063772919020069
- [29] V. A. Marsakov, V. V. Koval', and M. L. Gozha, *Astrophysical Bulletin* **75** (1), 21 (2020). DOI:10.1134/S1990341320010058
- [30] F. Matteucci and L. Greggio, *Astron. and Astrophys.* **154**, 279 (1986).
- [31] L. Molnar, A. L. Juhasz, E. Plachy, and R. Szabo, *Inform. Bull. Var. Stars* **6175**, 1 (2016).
- [32] R. P. Naidu, C. Conroy, A. Bonaca, et al., *Astrophys. J.* **901** (1) id. 48 (2020). DOI:10.3847/1538-4357/abaef4
- [33] E. Pancino, N. Britavskiy, D. Romano, et al., *Monthly Notices Royal Astron. Soc.* **447** (3), 2404 (2015). DOI:10.1093/mnras/stu2616
- [34] Z. Prudil, I. Dékány, E. K. Grebel, and A. Kunder, *Monthly Notices Royal Astron. Soc.* **492** (3), 3408 (2020). DOI:10.1093/mnras/staa046
- [35] Y. Takeda, *Monthly Notices Royal Astron. Soc.* **514** (2), 2450 (2022). DOI:10.1093/mnras/stac1431

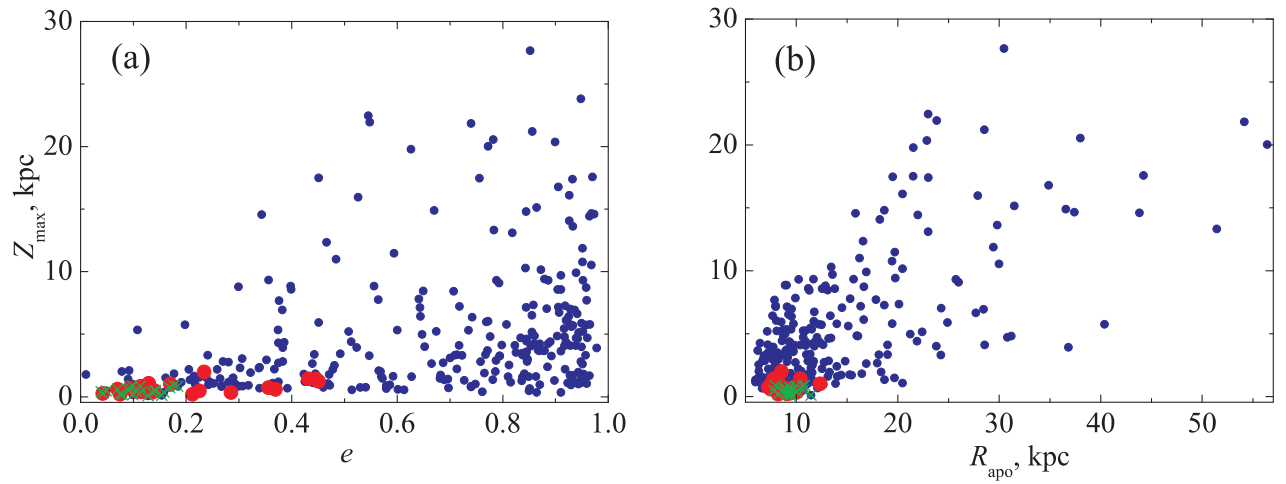


Figure 1: RR Lyrae variables from the catalog (Prudil et al., 2020) in the diagrams “ $e - Z_{\max}$ ” (a) and “ $R_{\text{apo}} - Z_{\max}$ ” (b). The blue circles denote all the stars from the catalog of Prudil et al. (2020), red—RR Lyrae stars with $[\text{Fe}/\text{H}] > -1$, selected from the catalog of Marsakov et al. (2018), while the green crosses are the RR Lyrae stars of the disk according to Prudil et al. (2020).

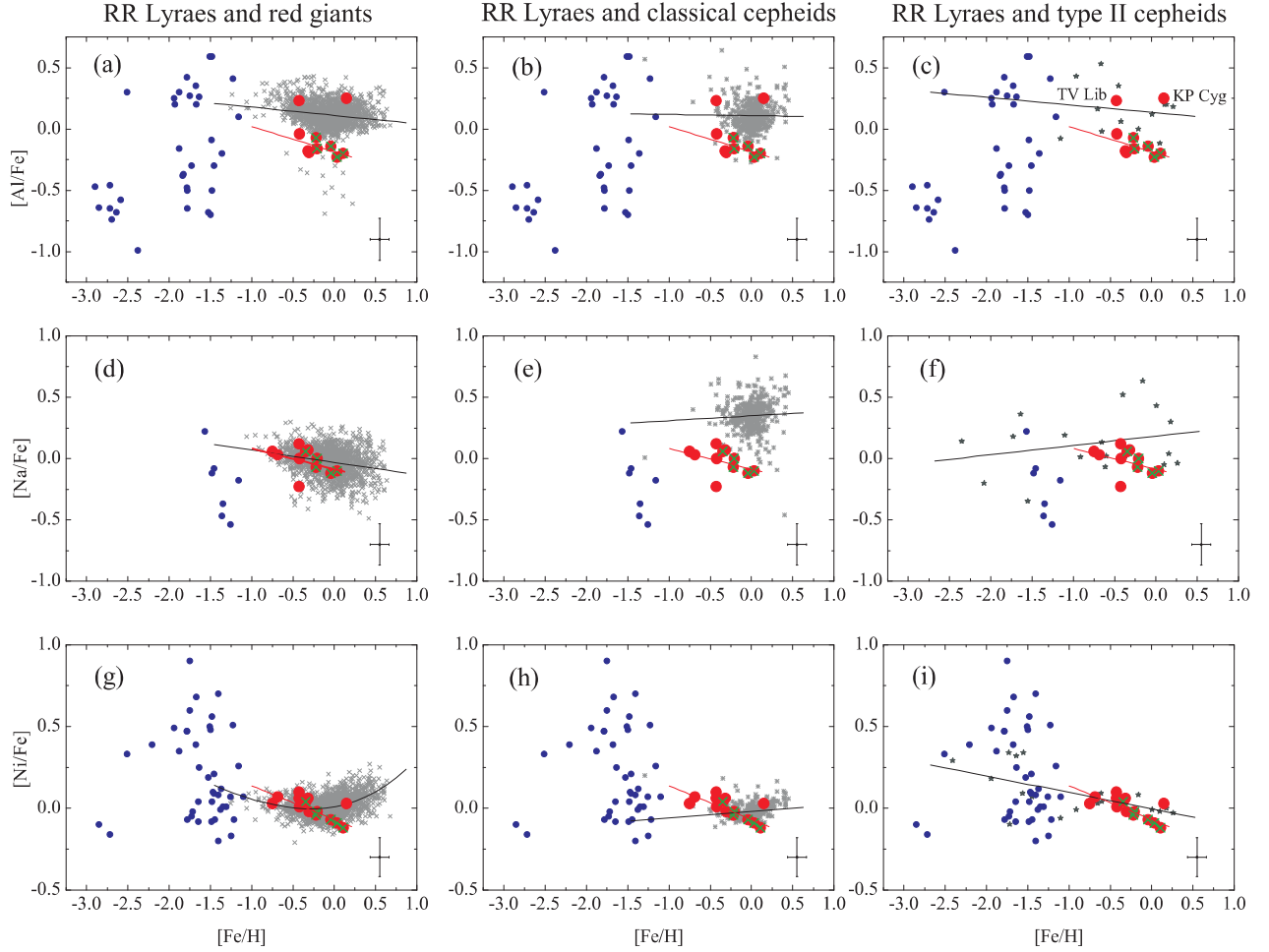


Figure 2: Relative abundances of aluminum, sodium, and nickel as a function of metallicity for the RR Lyrae variables from the Galactic field and the comparison stars. The RR Lyrae stars from the catalog by Marsakov et al. (2018) with $[\text{Fe}/\text{H}] < -1$ are denoted by the blue circles, and those with $[\text{Fe}/\text{H}] > -1$ — by the red circles. The green crosses denote the disk RR Lyrae stars from Prudil et al. (2020). The comparison stars: gray skew crosses (a), (d), (g) show 1918 red giants from Hawkins et al. (2016); gray snowflakes (b), (e), (h) are 435 Cepheids from Luck (2018); gray stars (c), (f), (i)—23 type II Cepheids (W Virgo and BL Hercules-type) from Kovtyukh et al. (2018). The red lines describe the trends in the relative abundance variation of a chemical element with increasing metallicity for the RR Lyrae stars with $[\text{Fe}/\text{H}] > -1$, the black lines—for the comparison stars. The $[\text{Fe}/\text{H}]$ and $[\text{X}/\text{Fe}]$ error bars for the RR Lyrae stars are shown.

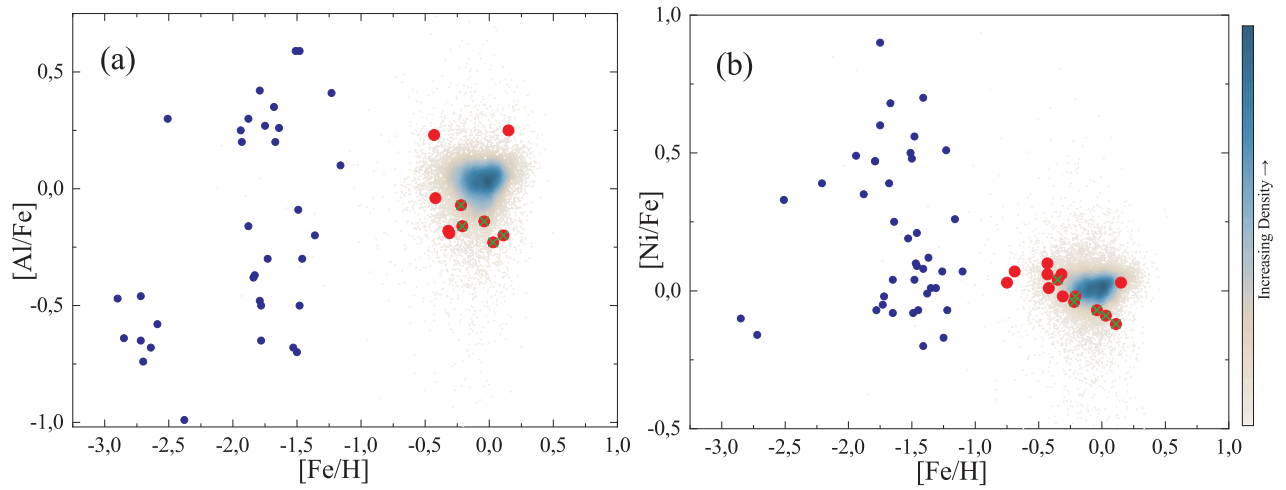


Figure 3: The “[Fe/H] – [Al/Fe]” (a) and “[Fe/H] – [Ni/Fe]” (b) diagrams for the RR Lyrae stars from the catalog by Marsakov et al. (2018) and the stars from the catalog by Jönsson et al. (2020). The markings for the RR Lyrae stars are the same as in Fig 1. The stars from the Jönsson et al. catalog (2020) are indicated by dots (the density of dots on the diagram is shown in color).

Table 1: Metallicity and relative nickel abundances in RR Lyrae variables of the Galactic field (1 – Andrievsky et al. (2010), 2 – Clementini et al. (1995), 3 – For and Sneden (2010), 4 – For et al. (2011), 5 – Govea et al. (2014),, 6 – Hansen et al. (2011), 7 – Kolenberg et al. (2010), 8 – Liu et al. (2013), 9 – Pancino et al. (2015))

Star	[Fe/H], dex	[Ni/Fe], dex	References [Ni/Fe]	Star	[Fe/H], dex	[Ni/Fe], dex	References [Ni/Fe]
SW And	-0.22	-0.04	[2, 8]	DH Hya	-1.53	0.19	[9]
CI And	-0.43	0.06	[8]	DT Hya	-1.23	0.51	[4]
DR And	-1.37	0.12	[9]	V Ind	-1.45	-0.07	[9]
WY Ant	-1.88	0.35	[4]	SS Leo	-1.75	0.90	[9]
XZ Aps	-1.79	0.47	[4]	TV Lib	-0.43	0.10	[8]
BS Aps	-1.48	0.56	[4]	RR Lyr	-1.49	-0.08	[2,7,8]
AA Aql	-0.32	0.06	[8]	CN Lyr	-0.04	-0.07	[8]
BR Aqr	-0.69	0.07	[8]	IO Lyr	-1.35	0.01	[8]
X Ari	-2.51	0.33	[9]	KX Lyr	-0.42	0.01	[8]
RS Boo	-0.21	-0.02	[8]	Z Mic	-1.51	0.50	[4]
ST Boo	-1.73	-0.05	[2]	RV Oct	-1.64	0.25	[4]
TW Boo	-1.47	0.10	[9]	UV Oct	-1.75	0.60	[4]
BPS CS 22881-039	-2.72	-0.16	[6]	V 413 Oph	-0.75	0.03	[8]
BPS CS 22940-070	-1.41	0.70	[3]	V 445 Oph	0.11	-0.12	[2,8]
BPS CS 30317-056	-2.85	-0.10	[6]	AO Peg	-1.26	0.07	[8]
UZ CVn	-2.21	0.39	[9]	DH Peg	-1.31	0.01	[8]
YZ Cap	-1.50	0.48	[5]	VW Scl	-1.22	-0.07	[9]
RR Cet	-1.48	0.04	[2, 8]	VY Ser	-1.78	-0.07	[2,8]
RX Cet	-1.38	-0.01	[9]	V 440 Sgr	-1.16	0.26	[2]
U Com	-1.41	0.08	[9]	V 1645 Sgr	-1.94	0.49	[4]
DM Cyg	0.03	-0.09	[8]	BK Tuc	-1.65	0.04	[9]
KP Cyg	0.15	0.03	[1]	TYC 4887-622-1	-1.79	0.47	[5]
DX Del	-0.31	-0.02	[8]	RV UMa	-1.25	-0.17	[9]
AE Dra	-1.46	0.21	[9]	TU UMa	-1.41	-0.20	[9]
BK Eri	-1.72	-0.02	[9]	CD Vel	-1.67	0.68	[4]
SZ Gem	-1.65	-0.08	[9]	UV Vir	-1.10	0.07	[9]
TW Her	-0.35	0.04	[8]	AS Vir	-1.68	0.39	[4]
VX Her	-1.46	0.09	[2,8,9]				

Table 2: Relative abundances of some elements in metal-rich ($[\text{Fe}/\text{H}] > -1$) RR Lyrae variables

Star	$[\text{Fe}/\text{H}]$	$[\text{Na}/\text{Fe}]$	$[\text{Al}/\text{Fe}]$	$[\text{Sc}/\text{Fe}]$	$[\text{Ti}/\text{Fe}]$	$[\text{Ni}/\text{Fe}]$	$[\text{Y}/\text{Fe}]$
SW And	-0.22	-0.07	-0.07	-0.40	-0.16	-0.04	-0.53
CI And	-0.43	-0.23	–	-0.28	-0.05	0.06	–
AA Aql	-0.32	0.07	-0.18	-0.22	0.06	0.06	-0.39
BR Aqr	-0.69	0.03	–	-0.45	0.14	0.07	-0.73
RS Boo	-0.21	0.00	-0.16	-0.37	-0.12	-0.02	-0.50
DM Cyg	0.03	-0.10	-0.23	-0.48	-0.24	-0.09	-0.53
KP Cyg	0.15	–	0.25	-0.02	-0.08	0.03	-0.02
DX Del	-0.31	–	-0.19	-0.35	-0.13	-0.02	-0.37
TW Her	-0.35	0.06	–	-0.35	-0.17	0.04	-0.73
TV Lib	-0.43	0.12	0.23	0.12	0.24	0.10	-0.13
CN Lyr	-0.04	-0.12	-0.14	-0.32	-0.14	-0.07	-0.36
KX Lyr	-0.42	0.00	-0.04	-0.36	-0.06	0.01	-0.47
V 413 Oph	-0.75	0.06	–	-0.27	0.15	0.03	-0.49
V 445 Oph	0.11	–	-0.20	-0.46	-0.30	-0.12	-0.42