

ONLINE MULTI-SOURCE DOMAIN ADAPTATION THROUGH GAUSSIAN MIXTURES AND DATASET DICTIONARY LEARNING

Eduardo Fernandes Montesuma¹, Stevan Le Stanc^{1,2}, Fred Ngolé Mboula¹

¹Université Paris-Saclay, CEA, List, F-91120 Palaiseau, France

²Ecole Centrale de Lyon, 69134 Ecully, France

ABSTRACT

This paper addresses the challenge of online multi-source domain adaptation (MSDA) in transfer learning, a scenario where one needs to adapt multiple, heterogeneous source domains towards a target domain that comes in a stream. We introduce a novel approach for the online fit of a Gaussian Mixture Model (GMM), based on the Wasserstein geometry of Gaussian measures. We build upon this method and recent developments in dataset dictionary learning for proposing a novel strategy in online MSDA. Experiments on the challenging Tennessee Eastman Process benchmark demonstrate that our approach is able to adapt *on the fly* to the stream of target domain data. Furthermore, our online GMM serves as a memory, representing the whole stream of data¹.

Index Terms— Online Learning, Optimal Transport, Gaussian Mixture Models, Domain Adaptation

1. INTRODUCTION

Modern machine learning systems rely on rich, large-scale datasets [1]. At the same time, these systems are often confronted with problem of *distributional shift* [2], a problem in which test data comes from a different, but related probability distribution. In a realistic scenario, target domain data is available in a stream, rather than in a stored and annotated fashion. This motivates the field of *online Domain Adaptation (DA)*. In parallel, *multi-source DA* considers that the source domain data actually come from multiple, heterogeneous domains.

An example of application of incremental DA is automatic fault diagnosis [3]. In this problem, one wants to determine, from sensor readings, whether a system is in its nominal state, or in some type of faulty state. Nonetheless, in order to reliably collect a large dataset of faults, the system needs to fail many times, which may pose security hazards and economic losses. A possible solution is to rely on historical data or simulations, but this leads to a distributional shift between the existing data, and the data that the system needs to predict on

the fly. Hence, incremental DA is a good candidate to enhance the performance of automatic fault diagnosis systems.

In the context of DA, a prominent framework is Optimal Transport (OT) [4, 5], which is a mathematical theory concerned with the displacement of mass at least effort. In this paper, we are particularly interested in the Dataset Dictionary Learning (DaDiL) framework proposed by [6], especially its Gaussian Mixture Model (GMM) formulation [7], which learns to interpolate probability measures in a Wasserstein space through dictionary learning. So far, these methods assume that all data is available during the training process. In this work we take a step forward, and consider the adaptation towards the target domain in an *online* fashion.

Our contributions are twofold. First, we propose a novel strategy for the online learning of GMMs, based on the Wasserstein geometry over the space of Gaussian measures. Second, we show that through our online GMM algorithm, we can reliably learn a dictionary of GMMs for online Multi-Source Domain Adaptation (MSDA). While previous works have considered the slightly related field of class incremental fault diagnosis [8, 9, 10], ours is the first to consider online cross-domain fault diagnosis, especially through MSDA.

This paper is organized as follows. Section 2 covers the background to our proposed methods, namely Gaussian mixtures, optimal transport and domain adaptation. Section 3 covers our proposed incremental GMM, and incremental dictionary learning methods. Section 4 covers our experiments on a toy dataset, and cross-domain fault diagnosis on the Tennessee Eastman Process (TEP) benchmark [11, 12]. Finally, section 5 concludes this paper.

2. BACKGROUND

2.1. Gaussian Mixture Models

GMMs are a type of probabilistic model that can handle data with sub-populations. Let $\mathcal{N}(\mu, \Sigma)$ denote a Gaussian measure over $\mathbb{P}(\mathbb{R}^d)$, a GMM with $K \in \mathbb{N}$ components is,

$$P_\theta(\mathbf{x}) = \sum_{k=1}^K \pi_k^{(P)} P_k, \text{ and } P_k = \mathcal{N}(\mu_k^{(P)}, \Sigma_k^{(P)}),$$

¹This is a pre-print. This paper was accepted at the IEEE International Workshop on Machine Learning for Signal Processing 2024

where $\theta = \{(\pi_k^{(P)}, \mu_k^{(P)}, \Sigma_k^{(P)})\}_{k=1}^K$. For a general measure $P \in \mathbb{P}(\mathbb{R}^d)$, a GMM can be fit to data $\{\mathbf{x}_i^{(P)}\}_{i=1}^n$ via maximum-likelihood estimation,

$$\theta^* = \operatorname{argmax}_{\theta} L(\theta) := \frac{1}{n} \sum_{i=1}^n \log P_{\theta}(\mathbf{x}_i^{(P)}). \quad (1)$$

While equation 1 has no closed-form solution, this problem can be solved via the celebrated Expectation-Maximization (EM) algorithm [13]. We denote by $\text{EM}(\mathbf{X}^{(P)}, K)$, the operation of fitting a K -component GMM via the EM algorithm on data $\mathbf{X}^{(P)} \in \mathbb{R}^{n \times d}$.

Model selection. An important hyperparameter in GMMs is the number of components K , which controls the complexity of the model. This parameter may be determined via the Bayesian Information Criterion (BIC) [14],

$$\text{BIC}(P_{\theta}) = |P_{\theta}| \log(n) - 2 \log(L(\theta)), \quad (2)$$

where $|P_{\theta}|$ denotes the number of parameters in the GMM, n denotes the number of data points and $L(\theta)$ denotes the likelihood of the learned GMM.

Labeled GMMs. As in [7], we consider labeled GMMs, i.e., to each P_k there is an associated label $\tilde{\mathbf{y}}_k^{(P)}$. These labels are defined by fitting a GMM on the conditional measure $P_y = P(X|Y = y)$. This is done by performing an EM on the data $\{\mathbf{x}_i^{(P)}\}_{i: y_i^{(P)} = y}$. Based on the GMM, we can classify samples using Maximum a Posteriori (MAP) estimation,

$$\hat{y} = \operatorname{argmax}_{j=1, \dots, n_c} \sum_{k=1}^K P_{\theta}(y = j|k) P_{\theta}(k|\mathbf{x}), \quad (3)$$

where $P_{\theta}(y = j|k) = \tilde{\mathbf{y}}_{kj}^{(P)}$.

2.2. Optimal Transport

In this section we give a brief introduction to OT. We refer readers to [4, 5] for recent and comprehensive introductions to the topic. OT is a mathematical theory concerned with the transportation of mass at least effort. In its modern formulation, it describes the transportation between probability measures. For a set \mathcal{X} (e.g., \mathbb{R}^d), let P and Q be measures in $\mathbb{P}(\mathcal{X})$. A transport plan is a measure $\gamma \in \mathbb{P}(\mathcal{X}^2)$ that preserves mass, i.e.,

$$\int_{\mathcal{X}} \gamma(x, B) dx = Q(B), \text{ and, } \int_{\mathcal{X}} \gamma(A, x) dx = P(A),$$

or $\gamma \in \Gamma(P, Q)$, in short. Let $c : \mathcal{X} \times \mathcal{X} \rightarrow \mathbb{R}$ be a ground-cost. The OT problem is given by,

$$\gamma^* = \operatorname{arginf}_{\gamma \in \Gamma(P, Q)} \int_{\mathcal{X}} \int_{\mathcal{X}} c(x_1, x_2) d\gamma(x_1, x_2), \quad (4)$$

which is a linear program with respect the transport plan γ . Let $\alpha \in [1, \infty)$, and (\mathcal{X}, d) be a metric space. When $c(x_1, x_2) = d(x_1, x_2)^{\alpha}$, one may define a distance associated with OT in equation (4),

$$\mathcal{W}_{\alpha}(P, Q)^{\alpha} = \int_{\mathcal{X}} \int_{\mathcal{X}} d(x_1, x_2)^{\alpha} d\gamma^*(x_1, x_2), \quad (5)$$

called *Wasserstein distance*. This distance lifts the metric d on \mathcal{X} to a metric \mathcal{W}_{α} on $\mathbb{P}(\mathcal{X})$. Henceforth we assume $\mathcal{X} = \mathbb{R}^d$, $\alpha = 2$ and $d(\mathbf{x}_1, \mathbf{x}_2) = \|\mathbf{x}_1 - \mathbf{x}_2\|_2$. Next, we describe two particular cases in which OT is tractable.

Gaussian OT. When P and Q are Gaussian measures, i.e., $P = \mathcal{N}(\mu^{(P)}, \Sigma^{(P)})$ and $Q = \mathcal{N}(\mu^{(Q)}, \Sigma^{(Q)})$, OT has a closed-form solution [15]. In this case the Wasserstein distance takes the form,

$$\mathcal{W}_2(P, Q)^2 = \|\mu^{(P)} - \mu^{(Q)}\|_2^2 + \mathcal{BU}(\Sigma^{(P)}, \Sigma^{(Q)}),$$

where $\mathcal{BU}(\mathbf{A}, \mathbf{B})$ denotes the Bures metric between covariance matrices [15]. If the P and Q are axis-aligned, i.e., $\Sigma^{(P)}$ and $\Sigma^{(Q)}$ are diagonal matrices with standar deviation vectors $\sigma^{(P)}, \sigma^{(Q)} \in \mathbb{R}_+^d$,

$$\mathcal{W}_2(P, Q)^2 = \|\mu^{(P)} - \mu^{(Q)}\|_2^2 + \|\sigma^{(P)} - \sigma^{(Q)}\|_2^2, \quad (6)$$

that is, with a Wasserstein metric, the space of Gaussian measures parametrized by (μ, σ) is isomorphic to \mathbb{R}^{2d} .

GMM-OT. As studied by [16], OT between two GMMs P and Q is tractable, when γ is further restricted to be a GMM. Let $\omega \in \mathbb{R}^{K_P \times K_Q}$ be an OT plan between *components*, then,

$$\omega^* = \operatorname{argmin}_{\omega \in \Gamma(\pi^{(P)}, \pi^{(Q)})} \sum_{k_1=1}^{K_P} \sum_{k_2=1}^{K_Q} \omega_{k_1, k_2} \mathcal{W}_2(P_{k_1}, Q_{k_2})^2, \quad (7)$$

where P_{k_1} with weight $\pi_{k_1}^{(P)}$ denote the k_1 -th component of the GMM P (resp. k_2 and Q). As shown in [16], there is an OT plan *between samples*, γ^* , associated with ω^* . This formulation is used to define a Wasserstein-like distance,

$$\mathcal{MW}_2(P, Q) = \sum_{k_1=1}^{K_P} \sum_{k_2=1}^{K_Q} \omega_{k_1, k_2}^* \mathcal{W}_2(P_{k_1}, Q_{k_2})^2, \quad (8)$$

which is an hierarchical OT distance, i.e., it depends on an inner transportation problem between Gaussian measures.

Barycenters. Given measures $\mathcal{P} = \{P_1, \dots, P_C\}$ in $\mathbb{P}(\mathbb{R}^d)$, we can define the mixture-Wasserstein barycenter as [17, 16],

$$\mathcal{B}(\lambda, \mathcal{P}) = \operatorname{argmin}_{B \in \mathbb{P}(\mathbb{R}^d)} \sum_{c=1}^C \lambda_c \mathcal{MW}_2(B, P_c)^2. \quad (9)$$

When the GMMs have labels, i.e., to each component P_{k_1} there is an associated label $\tilde{\mathbf{y}}_{k_1}^{(P)}$, we add a term, $\beta \|\mathbf{y}_{k_1}^{(P)} - \mathbf{y}_{k_2}^{(Q)}\|_2^2$, to the ground cost, for $\beta > 0$. This latter parameter controls the relevance of labels for the ground-cost. We denote the associated distance $\mathcal{SMW}_{2, \beta}$, for supervised mixture-Wasserstein distance [7, Sec. 3.2.].

2.3. Learning Theory and Domain Adaptation

In this paper, we consider the domain adaptation for classification, under the Empirical Risk Minimization (ERM) framework of [18]. For a probability measure P , a loss \mathcal{L} and a ground-truth labeling function h_0 , the risk of a classifier $h \in \mathcal{H}$ is given by,

$$\mathcal{R}_P(h) = \mathbb{E}_{\mathbf{x} \sim P} [\mathcal{L}(h(\mathbf{x}), h_0(\mathbf{x}))]. \quad (10)$$

The risk minimization strategy consists of finding $h^* \in \mathcal{H}$ that minimizes $\mathcal{R}_P(h)$. However, this requires knowing P and h_0 , which is not feasible in most cases. As a result, one may approximate equation (10) empirically,

$$\hat{\mathcal{R}}_P(h) = \frac{1}{n} \sum_{i=1}^n \mathcal{L}(h(\mathbf{x}_i^{(P)}), \mathbf{y}_i^{(P)}), \quad (11)$$

where $\mathbf{x}_i^{(P)} \stackrel{\text{i.i.d.}}{\sim} P$ and $\mathbf{y}_i^{(P)} = h_0(\mathbf{x}_i^{(P)})$. In the context of equation (11), ERM consists of minimizing $\hat{\mathcal{R}}_P$ with respect $h \in \mathcal{H}$.

Under the assumption that new data points are sampled from P , it is possible to bound the true risk \mathcal{R}_P with respect the empirical risk $\hat{\mathcal{R}}_P$, which poses the theoretical grounds for generalization. However, in many practical cases, we want to apply a classifier on data with slightly different properties. For instance in object recognition, one may collect images from the web to constitute a large labeled dataset of objects, which constitutes the source domain. For the target domain, consider photos taken by a phone, which have slightly different properties than the ones in the source domain (e.g., illumination, background), but still represent the same objects.

3. PROPOSED METHOD

Problem Statement. In this paper, we consider the problem of online MSDA. In classic MSDA, one has a set of N_S , labeled probability measures, i.e., $\mathcal{Q}_S = \{\hat{Q}_{S_\ell}\}_{\ell=1}^{N_S}$. The challenge is to learn a classifier on an unlabeled target measure \hat{Q}_T , using labeled samples from the measures in \mathcal{Q}_S , and unlabeled samples on \hat{Q}_T . In this paper, we seek to do so in an *on-line* fashion. In this setting, we assume that the source domain samples are available offline, but the samples from the target measure arrive in a stream, and are seen only once. We propose to tackle this problem by representing the target domain measure via a GMM. Next, we divide our discussion into the two components of our method: online GMM and online GMM-DaDiL.

3.1. Online Gaussian Mixture Modeling

We propose a novel method for the online learning of GMMs, based on [19]. Our work is different from theirs, as we use the Wasserstein geometry over the Gaussian family (described in section 2.2). Note that data comes in a stream.

In a nutshell, our strategy consists of progressively growing the mixture model. We start with K_{min} components, fit to the first batch of data. We then grow the GMM, by fitting a mixture model on the new batch of data (**get_best_gmm**), then appending the new components to the existing ones. Eventually, this process creates more components than the maximum allowed, i.e., $K \geq K_{max}$. We then *compress* the GMM (**compress_gmm**) by finding the most similar components, then merging them (**gauss_merge**). Our overall algorithm is shown in algorithm 1. We now discuss each component of our strategy.

Algorithm 1: Online GMM fit.

```

1 function
  online_gmm_fit (stream,  $K_{min}$ ,  $K_{max}$ ,  $\Delta K$ )
2    $P_0 \leftarrow$  get_best_gmm ( $\mathbf{X}_0^{(P)}$ ,  $K_{min}$ ,  $K_{min}$ );
3   for  $\mathbf{X}_t^{(P)}$  in stream do
4      $P \leftarrow$  get_best_gmm ( $\mathbf{X}_t^{(P)}$ , 1,  $\Delta K$ );
5      $P_t \leftarrow$  concat_components ( $P_{t-1}$ ,  $P$ );
6      $P_t \leftarrow$  compress_gmm ( $P_t$ );
7 return  $P_t$ 

```

Fitting GMM to each batch. For a new batch of data, we need to find a GMM to represent it. We show the strategy in Algorithm 2. This process is challenging because we need to fit a GMM with only a few data points. Besides assuming axis-aligned GMMs, we limit the number of components fit to the data to the set $\{k_1, \dots, k_2\}$. As shown in Algorithm 1, line 4, we use $k_1 := 1$ and $k_2 := \Delta K$, where ΔK is the maximum number of components fit to each batch. Note that we need $\Delta K < |\mathbf{X}_t^{(P)}|$. To determine the best possible fit to the batch, we use the BIC score in equation (2).

Algorithm 2: Fitting GMM to batch.

```

1 function get_best_gmm ( $\mathbf{X}^{(P)}$ ,  $k_1$ ,  $k_2$ )
2    $bic_{min} \leftarrow +\infty$ ;
3   for  $k = k_1, \dots, k_2$  do
4      $P_k \leftarrow$  EM( $\mathbf{X}^{(P)}$ ,  $k$ );
5     if BIC( $P$ ) <  $bic_{min}$  then
6        $P^* \leftarrow P_k$ ;
7 return  $P^*$ ;

```

Compressing the GMM. Through lines 4 and 5 in algorithm 1, it is possible that the GMM grows beyond K_{max} . As a result, we need to reduce the number of components within the GMM. The process of GMM compression consists of two components. First, we calculate the distances $W_{ij} = \mathcal{W}_2(P_i, P_j)$ between pairs of components, while setting $W_{ii} = +\infty$. We do so to avoid merging a component with itself. We then select the components i^* and j^* that are

the most similar and merge them using Algorithm 4. We repeat this process until the number of components $|P|$ reaches K_{max} . The compressing mechanism is shown in Fig. 1.

Algorithm 3: Compressing GMM.

```

1 function compress_gmm ( $P, K_{max}$ )
2   while  $|P| > K_{max}$  do
3     for  $i = 1, \dots, |P|$  do
4        $W_{ii} \leftarrow +\infty$ ;
5       for  $j = i + 1, \dots, |P|$  do
6          $W_{ij}, W_{ji} \leftarrow \mathcal{W}_2(P_i, P_j)$ ;
7        $i^*, j^* \leftarrow \operatorname{argmin}_{i,j} W_{ij}$ ;
8        $P_{i^*} \leftarrow \text{gauss\_merge}(P, i^*, j^*)$ ;
9       delete ( $P, j^*$ );
10  return  $P$ ;
```

Merging Gaussians. Given indices (i, j) , we need to combine components P_i and P_j with weights $\pi_i^{(P)}$ and $\pi_j^{(P)}$. To preserve the total mass of the GMM (i.e., $\sum \pi_i^{(P)} = 1$), we set the new weight $\pi = \pi_i^{(P)} + \pi_j^{(P)}$. Next, we need to combine the mean and standard deviation parameters. We do so through Wasserstein barycenters [17], i.e., $(\mu, \sigma) = \mathcal{B}(\lambda, \{P_i, P_j\})$. The barycentric coordinates vector $\lambda = (\lambda_1, \lambda_2)$ corresponds to the relative weights of components P_i and P_j , that is,

$$\lambda_1 = \frac{\pi_i^{(P)}}{\pi_i^{(P)} + \pi_j^{(P)}}, \text{ and } \lambda_2 = \frac{\pi_j^{(P)}}{\pi_i^{(P)} + \pi_j^{(P)}}.$$

Since OT is associated with an Euclidean geometry [4, 5] over the space $(\mu, \sigma) \in \mathbb{R}^{2d}$, the resulting parameters μ and σ correspond to a simple weighting with λ_1 and λ_2 , as shown in lines 4 and 5 of Algorithm 4.

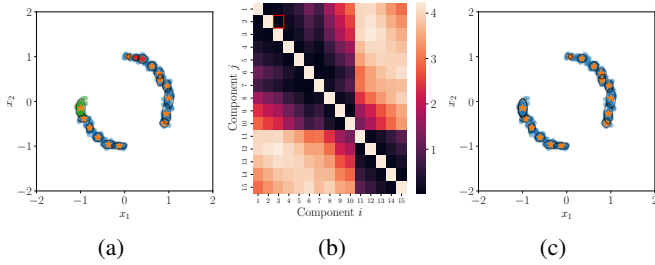


Fig. 1: Illustration of the proposed compression mechanism. In (a), a novel batch of data arrives, making $K > K_{max}$. As a result, we compute the pairwise Wasserstein distance between GMM components (b). We then take the two closest components (a, in red), and merge them. In (c), we show in red the resulting component of the merging process.

As a result, our method is quite different from the one proposed in [19]. First, our merging process (Algorithm 3)

Algorithm 4: Combining Gaussian components.

```

1 function gauss_merge ( $P, i, j$ )
2    $\lambda_1 \leftarrow \frac{\pi_i^{(P)}}{\pi_i^{(P)} + \pi_j^{(P)}}, \lambda_2 \leftarrow \frac{\pi_j^{(P)}}{\pi_i^{(P)} + \pi_j^{(P)}};$ 
3    $\pi \leftarrow \pi_i^{(P)} + \pi_j^{(P)};$ 
4    $\mu \leftarrow \lambda_1 \mu_i^{(P)} + \lambda_2 \mu_j^{(P)};$ 
5    $\sigma \leftarrow \lambda_1 \sigma_i^{(P)} + \lambda_2 \sigma_j^{(P)};$ 
6  return  $\pi, \mu, \sigma$ ;
```

considers all components in the GMM, whereas [19] only removes components from the new GMM. Second, we use the Wasserstein distance for comparing and merging components (algorithms 3 and 4), while [19] uses the Kullback-Leibler divergence. While the Wasserstein distance is associated with an Euclidean geometry over $(\mu, \sigma) \in \mathbb{R}^{2d}$, the Kullback-Leibler is associated with an hyperbolic geometry [4, Chapter Remark 8.2].

3.2. Online GMM-DaDiL

In this section we introduce our novel online MSDA strategy, which is based on our online GMM algorithm and the GMM-DaDiL framework of [7]. These authors introduced the notion of a dictionary (Λ, \mathcal{P}) of barycentric coordinate vectors $\Lambda = (\lambda_1, \dots, \lambda_{N_S}, \lambda_T)$, and atoms $\mathcal{P} = \{P_1, \dots, P_C\}$. The atoms are GMMs, i.e., $P_c = \sum_{k=1}^K \pi_k^{(P_c)} P_{c,k}$ with learnable parameters $\mu_k^{(P_c)}$ and $\sigma_k^{(P_c)}$. The goal of GMM-DaDiL is expressing each Q_ℓ as a mixture-Wasserstein barycenter of \mathcal{P} , weighted by the barycentric coordinates λ_ℓ [7, Algorithm 2].

Online GMM-DaDiL. Given the offline data from source domains, we learn a GMM on each source, denoted by Q_{S_ℓ} . We then use the GMM as a replay memory [1] during the online learning process. As we do not have access to the complete target domain data, we learn a GMM on this domain through our Online GMM (OGMM) strategy (Algorithm 1). At time step t , we denote this GMM as $Q_T^{(t)}$. After each update on this measure, we update the GMM using,

$$\mathcal{L}(\Lambda, \mathcal{P}) = \mathcal{M}\mathcal{W}_2(Q_T^{(t)}, \mathcal{B}(\lambda_T, \mathcal{P}))^2 + \sum_{\ell=1}^{N_S} \mathcal{S}\mathcal{M}\mathcal{W}_2(Q_{S_\ell}, \mathcal{B}(\lambda_\ell, \mathcal{P}))^2. \quad (12)$$

An interesting advantage of this strategy is that optimization can be carried out even after the data stream has ended, as the target GMM serves as a representation for the whole history of received batches.

4. EXPERIMENTS

4.1. Online Gaussian Mixture Modeling

In this section, we illustrate the advantage of our proposed online GMM strategy in comparison with the method of [19]. This toy example is shown in Fig. 2 (a), which is composed of 3 non-linear clusters, with 200 samples each, amounting to a total of $n = 600$ samples. We encode the order in which samples arrive using a colormap. In this example, we set $K_{min} = 5$, $\Delta K = 3$ and $K_{max} = 15$. We use a batch size of 32 samples, amounting to 19 iterations.

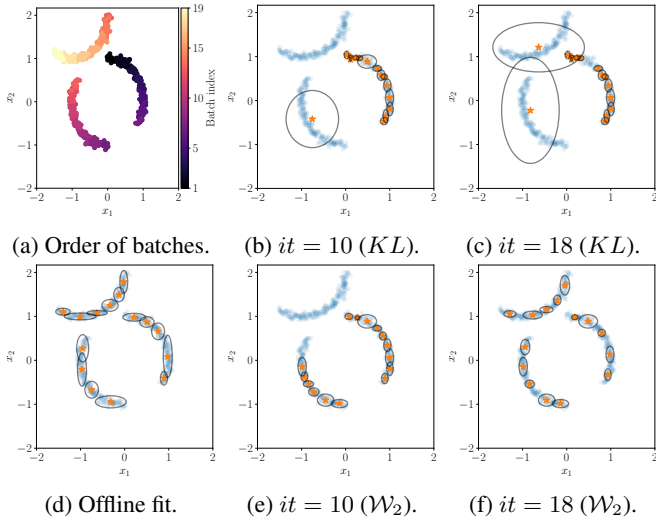


Fig. 2: Toy example illustrating the online learning of a GMM under the Kullback-Leibler divergence [19] (b, c), and the \mathcal{W}_2 distance (ours, e, f). Overall, using our strategy we achieve a fit an offline GMM (d).

We show the GMM generated by [19] as a function of the iteration it . As we show in Fig. 2 (b, e), The two algorithms, ours and [19], initialize the GMM in the same way. However, as we comment in section 3.1, the main difference is that our algorithm is capable of updating Gaussian components. As we show in Fig. 2 (c, f), this means that we can better accommodate components on new batches. As a result, as shown in Fig. 2 (c, f), this leads to a GMM that better resembles the offline fit, as can be seen Fig. 2 (d).

4.2. Online Multi-Source Domain Adaptation

In this section, we experiment with online, multi-source domain adaptation, as explained in the beginning of section 3. Our goal is to learn a classifier on target domain, with access to offline source domain data, and target domain data that arrives in a stream of batches of n_b samples. We experiment with the TEP benchmark [11], which consists of simulations of a complex, large scale chemical plant. In our experiments

we use the setting of [12], that is, we first learn a convolutional neural net with source domain data, and use its encoder to extract a 128 dimensional feature vector. We refer readers to [12] for further details.

The TEP benchmark includes 6 domains, corresponding to different modes of operation. The statistical characteristics of the sensor readings change with the different modes. Meanwhile, there are 29 classes, that is, 28 faults and a normal state. We want to determine, from these sensor readings, which fault, or its absence, has occurred. Due to space constraints, we focus on the adaptation towards mode 1. We divide target domain data in 5 independent partitions for performing 5-fold cross-validation.

We experiment with the online learning of a GMM dictionary. As follows, we track the \mathcal{MW}_2 between $Q_T^{(t)}$ and its reconstruction $\mathcal{B}(\lambda_T, \mathcal{P})$, shown in Fig. 3 (a). This quantity allows us to quantify how well we express the target GMM as a mixture-Wasserstein barycenter of atom measures. Especially, we compare it with the offline version of GMM-DaDiL. Note that, in the initial iterations, learning is noisy due the updates in the target GMM. We mark the end of the data stream with a colored star. Since we keep all GMMs in memory, after the end of the updates in $Q_T^{(t)}$, we can continue optimization, which converge towards a local minimum similar to the offline algorithm.

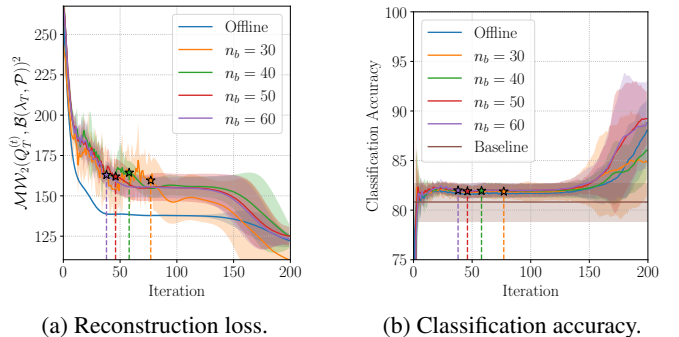


Fig. 3: Reconstruction loss and classification accuracy of Online GMM DaDiL (O-GMM-DaDiL) on mode 1 (target domain). Experiments are run independently on 5 folds of the target domain data. Solid lines represent the average, and the shaded regions represent $\pm 2\sigma$ around the mean.

We further compare GMM-DaDiL and our online version with the baseline, i.e., the performance of a classifier fit only with source domain data. In the case of GMM-DaDiL, we classify examples using the MAP procedure explained in equation (3). Our results are shown in Fig. 3 (b). With respect reconstruction loss, classification accuracy is more stable, with little fluctuation before the end of the data stream. As we see in the aforementioned figure, performance generally improves after the end of the data stream, showcasing the advantage of our online GMM modeling.

5. CONCLUSION

In this paper, we introduced novel methods towards online multi-source domain adaptation with a focus on cross-domain adaptation problems. In this case, we adapt heterogeneous historical datasets towards a stream of target domain data. Our main contributions are an online GMM learning algorithm, and an online GMM-DaDiL [7] algorithm. We experiment with the challenging TEP benchmark [11, 12], which contains simulations of a large-scale, complex chemical plant [11, 12]. Our experimental results show that, through our methods, we can successfully adapt *on the fly* to target domain data. Furthermore, our online GMM can serve as a memory representing the stream of target domain data, allowing dictionary learning to continue improving after the data stream ends. In future works, we consider performing class and task-incremental cross-domain fault diagnosis in a multi-source scenario.

6. REFERENCES

- [1] Da-Wei Zhou, Qi-Wei Wang, Zhi-Hong Qi, Han-Jia Ye, De-Chuan Zhan, and Ziwei Liu, “Deep class-incremental learning: A survey,” *arXiv preprint arXiv:2302.03648*, 2023.
- [2] Joaquin Quiñero-Candela, Masashi Sugiyama, Anton Schwaighofer, and Neil D Lawrence, *Dataset shift in machine learning*, Mit Press, 2008.
- [3] Eduardo Fernandes Montesuma, Michela Mulas, Francesco Corona, and Fred-Maurice Ngole Mboula, “Cross-domain fault diagnosis through optimal transport for a cstr process,” *IFAC-PapersOnLine*, vol. 55, no. 7, pp. 946–951, 2022.
- [4] Gabriel Peyré, Marco Cuturi, et al., “Computational optimal transport: With applications to data science,” *Foundations and Trends® in Machine Learning*, vol. 11, no. 5-6, pp. 355–607, 2019.
- [5] Eduardo Fernandes Montesuma, Fred Ngole Mboula, and Antoine Souloumiac, “Recent advances in optimal transport for machine learning,” *arXiv preprint arXiv:2306.16156*, 2023.
- [6] Eduardo Fernandes Montesuma, Fred Mboula, and Antoine Souloumiac, “Multi-source domain adaptation through dataset dictionary learning in wasserstein space,” in *European Conference on Artificial Intelligence*, 2023, pp. 1739–1745.
- [7] Eduardo Fernandes Montesuma, Fred Ngolè Mboula, and Antoine Souloumiac, “Lighter, better, faster multi-source domain adaptation with gaussian mixture models and optimal transport,” *arXiv:2404.10261*, 2024.
- [8] Xiang Xie and Hongbo Shi, “Dynamic multimode process modeling and monitoring using adaptive gaussian mixture models,” *Industrial & engineering chemistry research*, vol. 51, no. 15, pp. 5497–5505, 2012.
- [9] Liuen Guan, Fei Qiao, Xiaodong Zhai, and Dongyuan Wang, “Model evolution mechanism for incremental fault diagnosis,” *IEEE Transactions on Instrumentation and Measurement*, vol. 71, pp. 1–11, 2022.
- [10] Yang Fu, Hongrui Cao, Xuefeng Chen, and Jianming Ding, “Broad auto-encoder for machinery intelligent fault diagnosis with incremental fault samples and fault modes,” *Mechanical Systems and Signal Processing*, vol. 178, pp. 109353, 2022.
- [11] Christopher Reinartz, Murat Kulahci, and Ole Ravn, “An extended tennessee eastman simulation dataset for fault-detection and decision support systems,” *Computers & Chemical Engineering*, vol. 149, pp. 107281, 2021.
- [12] Eduardo Fernandes Montesuma, Michela Mulas, Fred Ngolè Mboula, Francesco Corona, and Antoine Souloumiac, “Multi-source domain adaptation for cross-domain fault diagnosis of chemical processes,” *arXiv preprint arXiv:2308.11247*, 2023.
- [13] Arthur P Dempster, Nan M Laird, and Donald B Rubin, “Maximum likelihood from incomplete data via the em algorithm,” *Journal of the royal statistical society: series B (methodological)*, vol. 39, no. 1, pp. 1–22, 1977.
- [14] Gideon Schwarz, “Estimating the dimension of a model,” *The annals of statistics*, pp. 461–464, 1978.
- [15] Asuka Takatsu, “Wasserstein geometry of Gaussian measures,” *Osaka Journal of Mathematics*, vol. 48, no. 4, pp. 1005 – 1026, 2011.
- [16] Julie Delon and Agnes Desolneux, “A wasserstein-type distance in the space of gaussian mixture models,” *SIAM Journal on Imaging Sciences*, vol. 13, no. 2, pp. 936–970, 2020.
- [17] Martial Agueh and Guillaume Carlier, “Barycenters in the wasserstein space,” *SIAM Journal on Mathematical Analysis*, vol. 43, no. 2, pp. 904–924, 2011.
- [18] Vladimir Vapnik, *The nature of statistical learning theory*, Springer science & business media, 2013.
- [19] Juan M Acevedo-Valle, Karla Trejo, and Cecilio Angulo, “Multivariate regression with incremental learning of gaussian mixture models,” in *CCIA*, 2017, pp. 196–205.