

---

# *Data Mixture Inference: What do BPE Tokenizers Reveal about their Training Data?*

---

\*Jonathan Hayase<sup>♡</sup> \*Alisa Liu<sup>♡</sup> Yejin Choi<sup>♡♣</sup> Sewoong Oh<sup>♡</sup> Noah A. Smith<sup>♡♣</sup>  
<sup>♡</sup>University of Washington <sup>♣</sup>Allen Institute for AI  
{jhayase, alisaliu}@cs.washington.edu

## Abstract

The pretraining data of today’s strongest language models is opaque; in particular, little is known about the proportions of various domains or languages represented. In this work, we tackle a task which we call *data mixture inference*, which aims to uncover the distributional make-up of training data. We introduce a novel attack based on a previously overlooked source of information — byte-pair encoding (BPE) tokenizers, used by the vast majority of modern language models. Our key insight is that the ordered list of merge rules learned by a BPE tokenizer naturally reveals information about the token frequencies in its training data: the first merge is the most common byte pair, the second is the most common pair after merging the first token, and so on. Given a tokenizer’s merge list along with data samples for each category of interest, we formulate a linear program that solves for the proportion of each category in the tokenizer’s training set. Importantly, to the extent to which tokenizer training data is representative of the pretraining data, we indirectly learn about pretraining data. In controlled experiments, we show that our attack recovers mixture ratios with high precision for tokenizers trained on known mixtures of natural languages, programming languages, and data sources. We then apply our approach to off-the-shelf tokenizers released with recent LMs. We confirm much publicly disclosed information about these models, and also make several new inferences: GPT-4o’s tokenizer is much more multilingual than its predecessors, training on 39% non-English data; LLAMA3 extends GPT-3.5’s tokenizer primarily for multilingual (48%) use; GPT-3.5’s and CLAUDE’s tokenizers are trained on predominantly code (~60%). We hope our work sheds light on current design practices for pretraining data, and inspires continued research into data mixture inference for LMs.

## 1 Introduction

Pretraining data is at the heart of language model development, yet it remains a trade secret for today’s strongest models. While it has become more common for model-producing organizations to open-source model parameters, they rarely share the pretraining data or many details about its collection. In particular, little is known about the proportion of different languages, code, or data sources present in the data; these design decisions require extensive experimentation that few organizations have the resources to perform, and have a significant impact on the resulting LM [3, 30, 27, 29, 41, 51].

While a long line of membership inference attacks [9, 43, 35, 44, 10, 16] aim to reveal information about the model’s pretraining data, they typically focus on testing whether particular instances, authors, or websites contributed to the data. In this work, we tackle a different task we call *data mixture inference*, which, given a set of disjoint categories that cover the pretraining data (e.g., the set of natural and programming languages), aims to uncover the proportion of each one.

---

\*Equal contribution, ordered alphabetically.

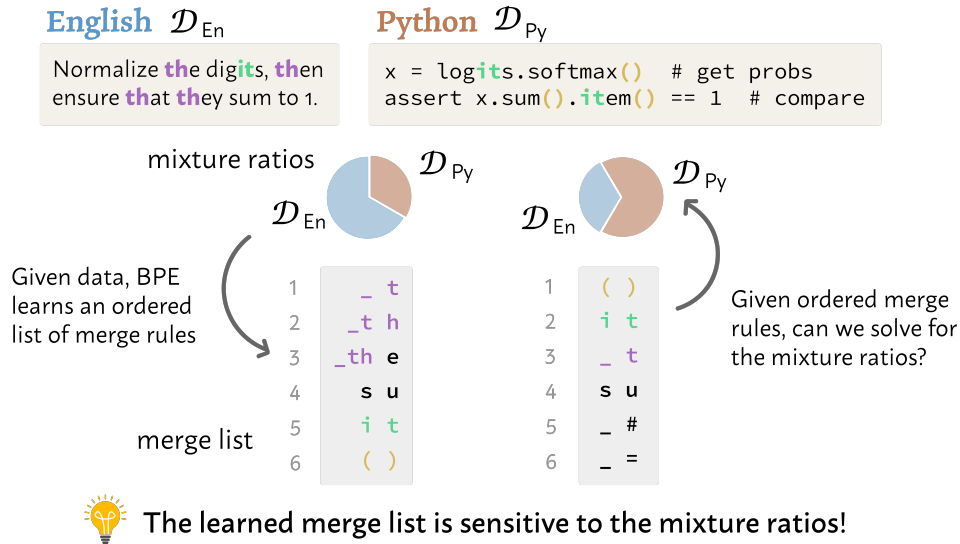


Figure 1: **Illustration of our problem statement** on a simple example where two tokenizers are trained on different mixtures of English and Python data. During training, the BPE algorithm iteratively finds the pair of tokens with the highest frequency in the training data, adds it to the merge list, then applies it to the dataset before finding the next highest-frequency pair. To encode text at inference time, the learned merge rules are applied in order. The resulting order of merge rules is extremely sensitive to the proportion of different data categories present. Our goal is to solve for these proportions, a task which we call *data mixture inference*.

To this end, we identify a previously overlooked source of information — trained byte-pair encoding tokenizers (BPE; [42]), which are the near-universal choice for modern language models. Our key insight is that the *ordered merge rules* learned by a BPE tokenizer *naturally reveal information about the frequency of tokens* in the tokenizer’s training data. During training, BPE tokenizers iteratively find the ordered pair of tokens with the highest frequency, add it to the merge list, and apply this merge to the dataset before finding the next highest-frequency pair. Therefore, if the pair (`;`, `\n`) was merged in the 51st step (as in the case of GPT-4O), then it must be the most frequent pair in the data after applying the 50 preceding merges; in this case, it is a signature of substantial code data. Our method builds a linear program where the constraints are derived from the true most-frequent merge at every step in the merge list, and solves for the proportions of each category.

Importantly, the tokenizer training data is ideally representative of the LM’s pretraining data [50]; disconnects lead to poor encoding of the pretraining text [2] and potential for “glitch tokens” that trigger degenerate model behavior [40, 24, 26]. Note that at inference-time, new text is tokenized by applying the learned merge rules in-order. Open-source models require open tokenizers; even for closed models, tokenizers are often open for the purpose of estimating query cost ahead of time.

We first demonstrate the effectiveness of our method in controlled experiments where we train tokenizers on known mixtures of data. We consider three kinds of data mixtures: natural languages, programming languages, and data sources. Our method is highly effective, achieving between three and six orders of magnitude better accuracy than random guessing.

Then, we apply our method to infer previously unknown distributional information about off-the-shelf, commercial tokenizers (the top of these merge lists are shown in §B.1 for qualitative inspection). We consider the tokenizers released with GPT-2, GPT-3.5, GPT-4O, LLAMA, LLAMA 3, GEMMA, and CLAUDE which we will refer to later using their associated model names. We corroborate reported information and public intuition about these tokenizers with exact numbers – GPT-2 is trained on predominantly English (99%), and GPT-3.5 is the first in the GPT family to be trained extensively on code (63%). We also make several new inferences: GPT-4O is much more multilingual than its predecessors, training on 39% non-English data (compared to 3% for GPT-3.5). LLAMA3 extends GPT-3.5’s tokenizer primarily for multilingual use, using 48% non-English data (and 30% code data). While LLAMA and GEMMA are also very multilingual, they are more skewed toward languages that

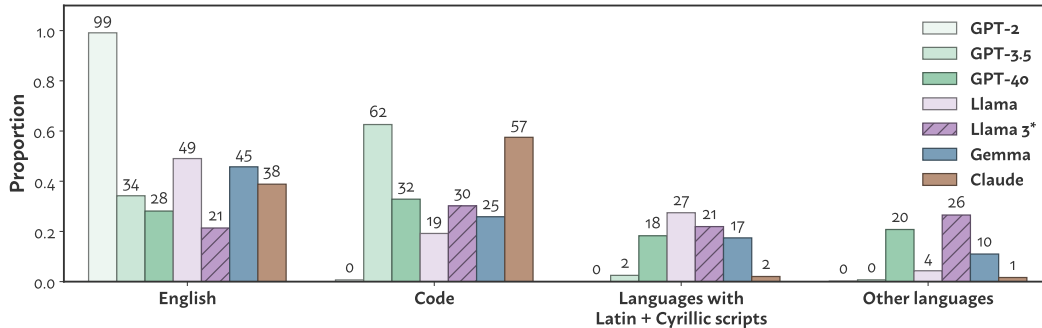


Figure 2: **Our inference for the training data mixture of several commercial tokenizers.** We confirm that GPT-2 was trained overwhelmingly on English (99%), while GPT-3.5 is the first model in the GPT series to train on substantial code data (63%). GPT-4o is much more multilingual than its predecessors, with 39% of its corpus being non-English data. LLAMA is also multilingual, but focuses on languages using Latin or Cyrillic scripts (note this category in the figure excludes English). LLAMA3\* results are only based on the last 27,744 merges (the first 100K are copied from GPT-3.5), which we observe was primarily for multilingual adaptation. See Appendix B for full predictions over 112 languages and 5 domains.

use a Latin or Cyrillic script. Finally, we surprisingly infer that all tokenizers we study are trained on 7%-23% book data.

Inferring pretraining data mixtures of LMs has several important implications. It leaks technical information about the model construction, which model producers may intend to keep proprietary. Identifying the exact data sources can potentially enable targeted data poisoning attempts if the LM is further trained on the same sources [13]. Finally, data mixture inference can enable external auditing of the pretraining data for biases, such as identifying under-represented languages or data sources.

## 2 Background: BPE tokenizers

Byte-pair encoding (BPE), introduced by Sennrich et al. [42] for NLP,<sup>1</sup> is a tokenization algorithm that learns subword-based encodings from training data. Broadly, the algorithm first separates the training corpus into individual bytes (which are used to initialize the vocabulary), and then iteratively merges frequently co-occurring pairs of tokens until the desired vocabulary size is reached.

More precisely, the training text is first *pretokenized*, that is, split into “word” units that give an upper bound on what tokens can look like. Merges cannot bridge these words, and the final learned tokens will be *parts* of these words. Pretokenization can be simple as splitting on whitespace, so that common sequences of words (e.g., “it is”) do not become a single token.

After pretokenization, all of the words are split into bytes, which form the starting vocabulary. Then, the BPE algorithm iteratively counts the frequency of each neighboring pair of tokens and picks the most frequent to be the next merge. This merge is added to the merge list and applied to the entire text, and the merged token is added to the vocabulary. For instance, if the merge is (th, e), then all instances of “th e” will be replaced with the, which is added to the vocabulary. BPE then updates the frequencies of all pairs, and identifies the next most frequent. This continues until the desired vocabulary size is reached. At the end of training, the algorithm has learned an ordered list of merge rules  $m^{(1)}, \dots, m^{(M)}$ .

To tokenize new text, the tokenizer splits the text into bytes and applies the learned merge rules, in order. As we will see, the merge list reflects rich distributional information about the training data.

## 3 Data mixture inference attack

Suppose we have a set of  $n$  data categories of interest, and data distributions  $\{\mathcal{D}_i\}_{i=1}^n$  for each one. Then suppose we receive a BPE tokenizer, which was obtained by training on a large sample of text

<sup>1</sup>Though, it originated in 1994 in the field of data compression [22].

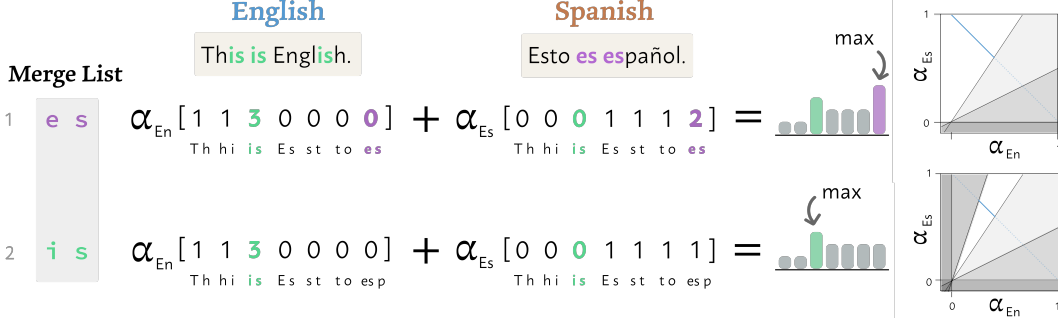


Figure 3: **Illustration of our method** on a simple example. We know that after applying in the first  $t - 1$  merges to the training data, the  $t^{\text{th}}$  merge be the most common pair. More explicitly, this means that  $\alpha_i$  should give a vector in which the value corresponding to the true next merge is the maximum. Our attack collects these inequalities at every time step to construct the linear program.<sup>3</sup>

from the mixture  $\sum_{i=1}^n \alpha_i^* \mathcal{D}_i$  where the non-negative weights  $\alpha^* \in \mathbb{R}^n$  satisfy  $\sum_{i=1}^n \alpha_i^* = 1$ . Given corpora  $\{\mathcal{D}_i\}_{i=1}^n$  sampled from each of the  $\mathcal{D}_i$  respectively, the goal of *data mixture inference* is to produce a good estimate  $\hat{\alpha}$  of  $\alpha^*$ .

Now we describe how to set up the set of constraints that make up a linear program whose solution is this estimate (§3.1), reduce the storage requirement (§3.2), and improve efficiency (§3.3, §3.4).

### 3.1 Data mixture inference via linear programming

We build a linear program (LP) with variables  $\alpha$  and constraints derived using information from the tokenizer and our sample corpora. The given tokenizer can be represented by an ordered list of merge rules  $m^{(1)}, \dots, m^{(M)}$ . For each time step  $t \in [M]$ , we apply all preceding merge rules  $m^{(1)}, \dots, m^{(t-1)}$  to our corpora  $\mathcal{D}_i$  and use  $c_{i,p}^{(t)}$  to denote how many times the token pair  $p$  occurred in the partially merged text. We know that when the tokenizer was trained, the pair  $m^{(t)}$  was more frequent at time  $t$  than any other pair. In other words,

$$\sum_{i=1}^n \alpha_i c_{i,m^{(t)}}^{(t)} \geq \sum_{i=1}^n \alpha_i c_{i,p}^{(t)} \quad \text{for all } p \neq m^{(t)}.$$

Collecting these constraints for all  $t$  and  $p$  defines a set of possible  $\alpha$ 's.

Of course, because we only have samples from the category distributions and not the exact data the tokenizer was trained on, the linear program we described above may not be feasible, as the counts will be noisy due to sampling. To address this, we relax the constraints by introducing new non-negative variables  $v^{(t)}$  for all  $t \in [M]$ , and  $v_p$  for all pairs  $p$ , which represent the degree of constraint violation for each merge and pair, respectively. We replace our constraints with new ones of the form

$$v^{(t)} + v_p + \sum_{i=1}^n \alpha_i c_{i,m^{(t)}}^{(t)} \geq \sum_{i=1}^n \alpha_i c_{i,p}^{(t)} \quad \text{for all } p \neq m^{(t)}.$$

In general, we expect  $v^{(t)}$  to be large when  $m^{(t)}$  is over-represented in the tokenizer training data and  $v_p$  to be large when  $p$  is over-represented in the mixture defined by  $\alpha$ . This new system of constraints is guaranteed to be feasible, as the  $v$ 's can be made arbitrarily large. To produce the best possible estimate, our objective is to minimize the total constraint violation  $\sum_{t=1}^M v^{(t)} + \sum_p v_p$ . We call the resulting linear program LP1. To estimate  $\alpha$ , we solve LP1 and report the optimal value of  $\alpha$  as our  $\hat{\alpha}$ .

As written, LP1 can be prohibitively large. If our vocabulary has size  $V$ , the total number of constraints scales like  $O(V^3)$  since there are  $O(V)$  time steps  $t$  to consider and  $O(V^2)$  competing byte pairs  $p \neq m^{(t)}$ . Additionally, there are  $O(V^2)$  variables  $v_p$ . The first step to reduce the size is to

<sup>3</sup>Technically, the elements of the vectors should be normalized by size of the language data, but in this case they are the same for the two languages so we show the unnormalized counts for readability.

limit  $t$  to the first  $T$  merges. We will call this truncated program  $\text{LP1}_T$ . However, even for modest choices of  $T$ ,  $\text{LP1}_T$  can still have millions of variables and tens of billions of constraints. In the following sections, we will describe how to efficiently solve  $\text{LP1}_T$  using simultaneous delayed row (constraint) and column (variable) generation [8, 18].

### 3.2 Efficient storage of pair counts

First, as a preprocessing step, we apply the target tokenizer to each language corpus  $D_i$ , recording the pair counts  $c_{i,p}^{(t)}$  after each merge is applied for later use. Naively, this would require a large amount of space, since the number of possible pairs  $p$  scales like  $O(V^2)$ . However, note that  $c_{i,p}^{(t)} \neq c_{i,p}^{(t+1)}$  only when  $p$  overlaps with  $m^{(t)}$ . In other words, bigrams with no overlap with the most recent merge will have their counts unaffected. Thus, there are only  $O(V)$  differences between  $c_{i,p}^{(t)}$  and  $c_{i,p}^{(t+1)}$ . In practice, the number of changes caused by a single merge is usually a few hundred at most. By saving only the incremental changes from each set of pair counts to the next, we can efficiently record the pair counts at every iteration of the tokenization process.

### 3.3 Efficient constraint violation detection

Our plan is to solve  $\text{LP1}_T$  using only a subset of its constraints, giving a potential solution  $(\alpha, v)$ . We can check whether  $(\alpha, v)$  violates any of the constraints of  $\text{LP1}_T$  and if it does, we can add them to the subset. This requires an efficient method to detect violated constraints, which we describe below.

For convenience, let  $s_p^{(t)} := \sum_{i=1}^n \alpha_i c_{i,p}^{(t)}$  and recall that, for a given time step  $t$ , we want to check whether  $v^{(t)} + s_{m^{(t)}}^{(t)} \geq \max_p (s_p^{(t)} - v_p)$ . Naively, we would do so by iterating over all possible  $p \neq m^{(t)}$  to see if the constraint is violated, which can be quite costly. Moreover, we must do this for all  $t \leq T$ . However, by taking advantage of the structure of the  $s_p^{(t)}$  as  $t$  varies, we can reduce our work substantially.

The first step is to take each initial pair  $p$  and add it to a priority queue with priority  $s_p^{(0)}$ . This can be done in aggregate in  $O(V^2)$  time using a fast heap building algorithm. Now, we can scan through the pairs in order of descending  $s_p^{(0)}$  using the queue’s `delete-min` operation. For each pair  $p$ , we can check whether  $v^{(t)} + s_{m^{(t)}}^{(t)} > s_p^{(t)} - v_{p^*}$  and if not, we mark the corresponding constraint as violated. Once we find  $p = m^{(t)}$ , we stop, since the remaining constraints must be satisfied. If there were  $k$  pairs before  $m^{(t)}$  in the queue, then the total time taken is  $O(k \log V)$ .

Crucially, we can quickly update the priority queue to reflect the state at  $t = 1$ . Since we precomputed all count changes from  $c_{i,p}^{(0)}$  to  $c_{i,p}^{(1)}$ , we know what queue entries need to be updated or inserted. If  $k_{\text{new}}$  new pairs were created and  $k_{\text{old}}$  pairs had their counts changed when pair  $m^{(0)}$  was merged, then we can update the priority queue using  $k_{\text{new}}$  `insert` operations and  $k_{\text{old}}$  `decrease-priority` operations, which can be done in  $O((k_{\text{new}} + k_{\text{old}}) \log V)$  time. Now that we have updated the priority queue, it is easy to check for any constraint violations for  $t = 1$ . By iterating this process, we can quickly check for violated constraints for all  $t \leq T$ .

### 3.4 Lazy constraint generation

Now we are ready to efficiently solve  $\text{LP1}_T$ . We begin by guessing uniform proportions for  $\alpha$ , and  $v^{(t)} = v_p = 0$  for all  $t, p$ . Then we use our constraint checker to identify violated constraints of  $\text{LP1}_T$  and construct a lazy version of  $\text{LP1}_T$ , denoted  $\text{LP2}_T$ , using only those constraints and the variables they contain. We then solve  $\text{LP2}_T$ , which gives us a new guess for  $\alpha$ . We iterate the above process, adding progressively more constraints to  $\text{LP2}_T$  until we find a solution that is also feasible for  $\text{LP1}_T$ . It follows that this solution is optimal for  $\text{LP1}_T$  since the two programs share the same objective. This is guaranteed to happen eventually because there are a finite number of constraints to add.

In practice, the constraint violation detection can typically check  $T = 30000$  merges in less than 10 seconds. On difficult instances, such as those for commercial tokenizers in §5, the full solve can take up to a day to complete. Easier instances like those in Table 1 can be solved in a few minutes.

Table 1: **Experimental results for controlled experiments.** The settings we consider are mixtures of natural languages, mixtures of programming languages, and mixtures of data sources.  $n$  denotes the number of categories in the mixture. In each cell, we report the mean and standard deviation of  $\log_{10}(\text{MSE})$  over 100 trials. Note that a decrease by 1 corresponds to a  $10\times$  improvement in the MSE. **Random** shows the random-guessing baseline. In total, we have 112 natural languages, 37 programming languages, and 5 data sources.

$n$	Random	Languages	Code	Data Sources
5	-1.39	-7.30 $\pm$ 1.31	-6.46 $\pm$ 0.79	-3.74 $\pm$ 0.94
10	-1.84	-7.66 $\pm$ 1.04	-6.30 $\pm$ 0.64	-
30	-2.70	-7.73 $\pm$ 1.12	-5.98 $\pm$ 1.11	-
112	-3.82	-7.69 $\pm$ 1.28	-	-

## 4 Experiments

In our initial experiments, we train tokenizers on known data mixtures and measure the accuracy of our attack’s prediction. We consider mixtures of natural languages, programming languages, and data sources (which we also refer to as domains).

### 4.1 Setup

Because BPE tokenizers operate on bytes, we measure the proportion of each language in terms of bytes. Each tokenizer is trained on a mixture of  $n$  categories, where  $n$  varies from 5 and 112. We randomly sample the  $n$  categories and their weights (using an algorithm from [45]) to train 100 tokenizers on 10 GB of data. The data for each category is sampled from the corresponding corpus; if there is not enough data for any category (e.g., we have many low-resource languages), we duplicate the data until the necessary amount is achieved, to preserve the desired mixture ratio. We train tokenizers using the HuggingFace tokenizers library with a maximum vocabulary size of 30,000, and apply a minimal set of common pretokenization operations: we encode strings into bytes using UTF-8, split on whitespace, and only allow digits to be merged with other contiguous digits.

After training the tokenizers, we apply our attack. We estimate merge frequencies for each category by sampling 1 GB of data per category, or less if there is not that much data. Note that the data used for training the tokenizer and estimating pair frequencies are sampled from the same distribution, but are not necessarily the same data. We use **mean squared error** to evaluate the estimated proportions,  $\text{MSE} := \frac{1}{n} \sum_{i=1}^n (\hat{\alpha}_i - \alpha_i^*)^2$ . In practice, we report  $\log_{10}(\text{MSE})$ . We empirically calculate the accuracy of random guessing as a baseline.

**Natural Language Mixtures** We use the Oscar v23.01 corpus [1], which is based on the Nov/Dec 2022 dump from Common Crawl. We consider the 112 languages with at least 1 MB of data.

**Programming Language Mixtures** We use the GitHub split of RedPajama [17]. To determine the programming language for each record, we map the file extension to its associated language (e.g., .py  $\rightarrow$  Python). This leads to a total of 37 programming languages.

**Domain Mixtures** We consider the following five English domains (adapted from [29]), instantiated by data from the RedPajama dataset: **Wikipedia**, containing English Wikipedia dumps from Jun-Aug 2022, **Web**, Common Crawl data that was de-duplicated and filtered for English, **Books** from the Gutenberg Project and Books3 of The Pile, **Code** from GitHub, and **Academic**, which contains LaTeX files of scientific papers on ArXiv.

For dataset details, such as the full list of categories and the corresponding amount of data, please see Appendix A.

### 4.2 Results

Shown in Table 1, our attack is highly effective. Across all mixture types and values of  $n$ , we achieve mean MSE 3 to 5 orders of magnitude better than random guessing. We observe that the setting

with the highest attack success is mixed languages, whereas the most challenging is mixed English domains. This is perhaps unsurprising when considering the source of signal for our attack, which is the different token pair frequencies in different categories of data. Intuitively, we would expect these to be very different for different natural languages, which have distinct vocabularies. In contrast, programming languages can share many syntactic features, such as using indents, semicolons, curly brackets {}, and control structures like `if`, `for`, and `while`. More so, different English domains should largely share the same vocabulary, but have more subtle differences in token frequencies. Nonetheless, even in this most challenging setting, we achieve accuracy  $1000\times$  better than random.

## 5 Attacking commercial tokenizers

After validating our attack in synthetic experiments (§4), we apply it to infer training data mixtures of off-the-shelf commercial tokenizers. We refer to tokenizers by the name of the model they were first released with, whose pretraining data they most likely reflect. We consider GPT-2 [39], GPT-3.5 [37], GPT-4O [38], LLAMA [48], LLAMA 3 [33], CLAUDE [4], and GEMMA [47]. While some of these are closed models, all tokenizers are publicly shared so that customers can estimate the cost of queries ahead of time. We note that LLAMA and GEMMA’s tokenizers use *characters* rather than bytes as the base vocabulary for the BPE algorithm; we apply our attack in the same way, and discuss this distinction further in Appendix C.

For these experiments, we aim to infer the proportion of natural languages and code (where code is a single category, not split into separate programming languages), as well as the proportion of English domains that make up the English data. We consider code as one category because some programming languages, like Markdown and Pod6, are almost entirely English, and we do not expect the distribution of programming languages in pretraining data to differ substantially from that of GitHub, which is the largest public code hosting platform. To infer the distribution of English domains, we replace the English category with the four English domains from §4 (web, books, Wikipedia, and academic). We expect these to approximately cover the English data.

Our predictions are shown in Figure 2, with specific numbers in §A.3. Below, we discuss our findings in comparison with publicly disclosed information about these models.

### 5.1 GPT models

The GPT tokenizers are open-source on `tiktoken`.<sup>4</sup> There are three such tokenizers, released with GPT-2, GPT-3.5, and the very recent GPT-4O.<sup>5</sup>

**GPT-2** GPT-2 was trained on WebText, consisting of text scraped from outbound links from Reddit, and filtered to be English-only. The GPT-2 tokenizer was reused for GPT-3. Indeed, we confirm the training data consists of 99.1% English. However, we surprisingly estimate that only 83.6% of the data was web, with another 15.4% being books — even though books were not explicitly included in WebText. In a data contamination analysis, the authors indeed report that they find books in WebText, but our estimate suggests the contamination is much deeper. We note that books were a popular source of pretraining data for early Transformer language models, with GPT-1 being trained entirely on BooksCorpus [55].

**GPT-3.5** The GPT-3.5 family of models is known to depart from its predecessors by training on large amounts of code: the first two models in this family were `code-davinci-002` (trained on text and code) and `text-davinci-002`, with the latter being instruction-tuned from the former. In fact, some evidence suggests that GPT-3.5’s large leap in reasoning abilities comes from this code data, which intuitively requires similar procedural skills [21]. The GPT-3.5 tokenizer is reused for GPT-4.

Indeed, we estimate that GPT-3.5 is trained on 62.6% code, compared to  $< 1\%$  for GPT-2. In the domain breakdown, we see that 27.3% is of the data is web, 6.8% books, and 0.2% academic articles.

<sup>4</sup><https://github.com/openai/tiktoken/blob/main/tiktoken/model.py>

<sup>5</sup>Technically GPT-3’s tokenizer has a distinct identifier from that of GPT-2, but it differs only in 24 extra tokens at the end of the vocabulary; these tokens are made up entirely of spaces. Indeed, the GPT-3 technical report states that it “*reus[ed] the tokenizer of GPT-2.*”

The substantial representation of books (though much lower than GPT-2) is consistent with findings that this model has memorized a wide collection of copyrighted books [15].

**GPT-4O** GPT-4O is a multimodal model announced as more multilingual than its predecessors; its tokenizer achieves a better compression rate on non-English languages, and the model has notably better non-English performance.

Our findings support this. GPT-4O is the most multilingual of tokenizers we study, being trained on 39.0% non-English data, compared to only 3.2% for GPT-3.5. The language distribution has a thick non-English tail, with 67 languages that make up at least 0.1% of the data: the most common are French (2.9%), Russian (2.8%), Spanish (2.8%), Portuguese (2.3%), Dutch (2.0%), German (1.8%), Arabic (1.6%), and Hindi (1.4%). Additionally, GPT-4O was trained on 7.4% books.

## 5.2 LLAMA MODELS

**LLAMA** The LLAMA tokenizer was introduced with LLAMA and re-used for LLAMA 2. The training data for LLAMA is known to be primarily English, though the Wikipedia split “*covers 20 languages which use either the Latin or Cyrillic scripts: bg, ca, cs, da, de, en, es, fr, hr, hu, it, nl, pl, pt, ro, ru, sl, sr, sv, uk*”. The training data is reportedly sourced from Common Crawl (67% of examples), C4 (15.0%), Github (4.5%), Wikipedia (4.5%), Books (4.5%), ArXiv (2.5%), and StackExchange (2.0%).

We corroborate that LLAMA is indeed primarily made up of the stated languages; when combined with code, this sums to 95.7% of the training corpus. Indeed, other generally high-resource languages, such as Chinese, Arabic, and Hindi, have 0.0% representation. However, we predict a very different domain distribution compared to what is reported in the paper for LLAMA’s pretraining data. We predict that the English data is made up of 47.1% books, 23.0% web, 13.7% Wikipedia, and 16.2% academic. The high representation of books is surprising – this potentially means that the tokenizer was trained on a different distribution than the LM, primarily focusing on books which uses a more standard vocabulary compared to web data.

**LLAMA3** We observe that LLAMA3 extends GPT-3.5’s merge list (of 100,000 merges) with an extra 27,744 merges. We apply our attack to these new merges to infer what data was used to *extending* the LLAMA3 tokenizer. It is reported that LLAMA3 is trained on more than 5% of “*high-quality non-English data that covers over 30 languages*.” We find that LLAMA3 is extended with primarily non-English data (48.5%) and code (30.2%), indicating that the goal of extending GPT-3.5’s tokenizer was primarily for multilingual use.

## 5.3 GEMMA

GEMMA is reported as training on “*primarily-English data from web documents, mathematics, and code*.” We predict that GEMMA is trained on 45.7% English, which is made up of 56.1% web, 25.9% code, 28.1% books, 9.3% academic, and 6.5% Wikipedia. It is trained on 28.4% non-English data, which explains its large multilingual vocabulary of 256,000 tokens. However, compared to GPT-4O, the multilingual representation is more skewed toward languages that use Latin or Cyrillic scripts.

## 5.4 CLAUDE

Finally, we consider the CLAUDE tokenizer. Very little is known about tokenizers from the CLAUDE family, but a remark in the Anthropic SDK suggests that CLAUDE 1 [4] and 2 [5] share the same tokenizer, which is open-source, while CLAUDE 3 [6] uses a different (closed) tokenizer. Nothing is shared about the pretraining data of these models. Our attack predicts that CLAUDE was trained on 57.5% code, 38.8% English, and 3.7% other languages. Moreover, half of its English data (17.4% overall) comes from books, with substantial contribution from Wikipedia (3.6%) and academic (5.1%) as well. The lack of multilingual training data likely explains why a new tokenizer was trained for CLAUDE 3, which boasts “*increased capabilities... conversing in non-English languages*” [6].



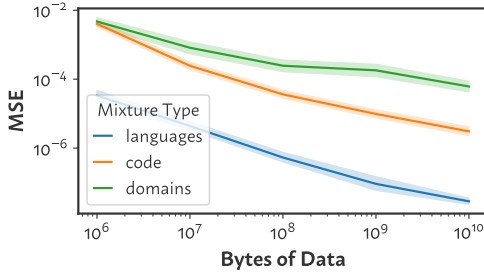


Figure 4: **Scaling the amount of data used for estimating pair frequencies** (§6.1), for mixtures of  $n = 5$  categories. Sampling more data per category produces more precise inferences.

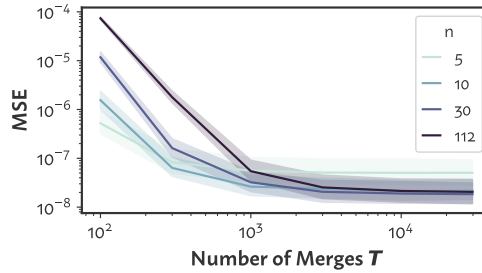


Figure 5: **Scaling the top  $T$  merges used in the merge list** (§6.2). For mixtures of more categories (larger  $n$ ), considering more merges (larger  $T$ ) becomes more useful.

## 6 Analysis

Using our setup for controlled experiments (§4), we analyze how our attack’s performance varies with the amount of data used (§6.1) and the number of merges we consider from the merge list (§6.2).

### 6.1 How many data samples should we use from each category?

We explore how the attack’s performance scales with the amount of data sampled from each distribution  $\mathcal{D}_i$  for calculating pair counts. For each type of mixture considered in §4, we train 100 new tokenizers considering only categories with at least 10 GB of data available. For our attack, we compare sampling 1 MB, 10 MB, 100 MB, 1 GB, and 10 GB of data for each language, and use  $T = 3000$  merges. Shown in Figure 4, more data consistently improves the accuracy of predictions.

### 6.2 How many merges should we consider?

Next, we investigate how performance scales with the number of merges  $T$  that we apply from the merge list. Using the same 100 tokenizers from §4, we solve for the data mixture using various choices of  $T \in [30, 30000]$ . Shown in Figure 5, we find that when there are more categories, it is useful to consider more merges. This makes sense because more constraints may be needed to bound the solutions in higher dimensions.

### 6.3 Is the attack robust to distribution shift?

We measure the impact of using out-of-distribution data instead of data from the tokenizer’s training distribution to count merge frequencies. This is designed to address the realistic setting of attacking off-the-shelf tokenizers. Note that in the main experiments, we show that the attack is effective at separating English domains, indicating that different domains do have different token distributions. Thus, performance degradation under distribution shift is expected.

To empirically measure this, we train tokenizers on mixtures of  $n = 10$  languages using web data from Oscar, and estimate pair frequencies using corresponding language splits of Wikipedia, a substantially different domain. Using the same settings as the main experiments (§4), we achieve log MSE of  $-3.53$ , compared to  $-7.66$  with no shift. Thus, the attack performance drops considerably under this extreme distribution shift, while remaining  $100\times$  better than random.

## 7 Discussion of possible defenses

We discuss some possible approaches for defenses to our attack, which we believe would all have limited effectiveness.

**Post-hoc changing the order of merge rules** Model producers may consider changing the order of merge rules, which is the source of signal for our attack, after the tokenizer is trained. However, naively re-ordering merge rules for a tokenizer would be damaging, as it can lead to unfamiliar

encodings of words as well as entirely unreachable tokens. The only functionally-equivalent re-ordering would be *within contiguous sections* of merge rules, where each token appears exclusively on the left or right side of all merges it appears in. In this case, we can easily adapt our method by working at the level of contiguous non-conflicting sections instead of individual merge rules, as we know that each section has higher frequencies than the next.

**Hiding pretokenization rules** Our method relies on a reasonable reconstruction of the pretokenization rules, which control what kinds of merge rules are considered. It is not necessary to share pretokenization rules as they are not strictly necessary for inference. However, we find that important pretokenization rules (like whether to pre-tokenize on spaces, digits, and punctuation) are easy to infer from manual inspection. Moreover, organizations are incentivized to release pretokenization rules as it greatly enhances the speed of encoding by enabling parallelism.

**Not using BPE tokenizers** Model producers may choose to forgo BPE tokenizers entirely in future models. Despite the current popularity of BPE, there is a lively area of research into alternative methods of tokenization or doing without tokenization entirely [49, 52, 28]. While we only explore BPE tokenizers in this paper, it is plausible that any tokenizer learning algorithm will leak information about its training data, as they are specifically developed to best encode the given data.

## 8 Related work

**Attacks on LMs** Membership inference, the task of inferring whether a particular example was part of the training data, has been studied in great depth for language models [9, 11, 31, 34, 19, 43]. Attacks commonly use model-assigned probabilities, potentially with another reference model, to make an inference. The problem remains extremely difficult, with a recent survey finding that many attacks perform near random when pretraining data is deduplicated, as in common practice [19].

Closely related to this, some memorization attacks aim to extract memorized examples from the pretraining data via prompting attacks [12, 36]. Recently, there has even been progress in recovering the parameters of black-box LMs through model stealing attacks [20, 14].

**Distribution inference** In contrast to membership inference, *distribution inference* is concerned with inferring global properties of a model’s training data, but has not previously been studied for LM pretraining data. In early works, these attacks were successful against machine learning classifiers [7, 23], CNNs [46], and GANs [54]. More recently, some works show that multi-party machine learning can leak property information such as which authors contributed to the data [32, 53]. All previous distribution inference attacks take a meta-classifier approach, where models are trained on datasets with different properties, then a meta-classifier is trained using those models.

## 9 Conclusion

In this work, we present a data mixture inference attack that solves for the distributional make-up of a tokenizer’s training data, which is commonly representative of the language model’s pretraining data. Beyond the properties we study, we believe there is still a wealth of information hidden in tokenizer merge lists. This can shed light on the secretive and often contentious design decisions surrounding pretraining data today, potentially enabling external auditing for safety, copyright issues, and distributional biases. We hope our work will inspire continued research into inferring more global properties of training data, for tokenizers and language models more generally.

## Acknowledgments

We would like to thank Luca Soldaini for identifying the cause of redundant merges in commercial LLM tokenizers (discussed in §B.2), and Jiacheng (Gary) Liu, Orevaoghene Ahia, Xiaochuang Han, Muru Zhang, Thao Nguyen, Scott Geng, Rulin Shao, and the greater UW NLP community for valuable feedback and conversations on this work. This work is supported by Microsoft Grant for Customer Experience Innovation, the National Science Foundation under grant No. 2019844, 2112471, and 2229876 and DMS-2134012. Both co-first authors (JH and AL) are supported by the NSF Graduate Research Fellowship Program.

## References

- [1] J. Abadji, P. Ortiz Suarez, L. Romary, and B. Sagot. Towards a cleaner document-oriented multilingual crawled corpus. In N. Calzolari, F. Béchet, P. Blache, K. Choukri, C. Cieri, T. Declerck, S. Goggi, H. Isahara, B. Maegaard, J. Mariani, H. Mazo, J. Odijk, and S. Piperidis, editors, *Proceedings of the Thirteenth Language Resources and Evaluation Conference*, pages 4344–4355, Marseille, France, June 2022. European Language Resources Association. URL <https://aclanthology.org/2022.lrec-1.463>.
- [2] O. Ahia, S. Kumar, H. Gonen, J. Kasai, D. Mortensen, N. Smith, and Y. Tsvetkov. Do all languages cost the same? tokenization in the era of commercial language models. In H. Bouamor, J. Pino, and K. Bali, editors, *Proceedings of the 2023 Conference on Empirical Methods in Natural Language Processing*, pages 9904–9923, Singapore, Dec. 2023. Association for Computational Linguistics. doi: 10.18653/v1/2023.emnlp-main.614. URL <https://aclanthology.org/2023.emnlp-main.614>.
- [3] A. Albalak, Y. Elazar, S. M. Xie, S. Longpre, N. Lambert, X. Wang, N. Muennighoff, B. Hou, L. Pan, H. Jeong, C. Raffel, S. Chang, T. Hashimoto, and W. Y. Wang. A survey on data selection for language models, 2024. URL <https://arxiv.org/abs/2402.16827>.
- [4] Anthropic. Introducing claude, 2023. URL <https://www.anthropic.com/news/introducing-claude>.
- [5] Anthropic. Claude 2, 2023. URL <https://www.anthropic.com/news/claude-2>.
- [6] Anthropic. Introducing the next generation of claude, 2024. URL <https://www.anthropic.com/news/claude-3-family>.
- [7] G. Ateniese, L. V. Mancini, A. Spognardi, A. Villani, D. Vitali, and G. Felici. Hacking smart machines with smarter ones: How to extract meaningful data from machine learning classifiers. *Int. J. Secur. Netw.*, 10(3):137–150, sep 2015. ISSN 1747-8405. doi: 10.1504/IJSN.2015.071829. URL <https://doi.org/10.1504/IJSN.2015.071829>.
- [8] J. Benders. Partitioning procedures for solving mixed-variables programming problems. *Numerische mathematik*, 4(1):238–252, 1962.
- [9] N. Carlini, F. Tramèr, E. Wallace, M. Jagielski, A. Herbert-Voss, K. Lee, A. Roberts, T. Brown, D. Song, Ú. Erlingsson, A. Oprea, and C. Raffel. Extracting training data from large language models. In *30th USENIX Security Symposium (USENIX Security 21)*, pages 2633–2650. USENIX Association, Aug. 2021. ISBN 978-1-939133-24-3. URL <https://www.usenix.org/conference/usenixsecurity21/presentation/carlini-extracting>.
- [10] N. Carlini, S. Chien, M. Nasr, S. Song, A. Terzis, and F. Tramèr. Membership inference attacks from first principles. In *2022 IEEE Symposium on Security and Privacy (SP)*, pages 1897–1914. IEEE, 2022.
- [11] N. Carlini, S. Chien, M. Nasr, S. Song, A. Terzis, and F. Tramèr. Membership inference attacks from first principles. In *2022 IEEE Symposium on Security and Privacy (SP)*, pages 1897–1914, 2022. doi: 10.1109/SP46214.2022.9833649.
- [12] N. Carlini, D. Ippolito, M. Jagielski, K. Lee, F. Tramèr, and C. Zhang. Quantifying memorization across neural language models. In *The Eleventh International Conference on Learning Representations*, 2023. URL [https://openreview.net/forum?id=TatRHT\\_1cK](https://openreview.net/forum?id=TatRHT_1cK).
- [13] N. Carlini, M. Jagielski, C. Choquette-Choo, D. Paleka, W. Pearce, H. Anderson, A. Terzis, K. Thomas, and F. Tramèr. Poisoning web-scale training datasets is practical. In *2024 IEEE Symposium on Security and Privacy (SP)*, pages 179–179, Los Alamitos, CA, USA, may 2024. IEEE Computer Society. doi: 10.1109/SP54263.2024.00179. URL <https://doi.ieeecomputersociety.org/10.1109/SP54263.2024.00179>.
- [14] N. Carlini, D. Paleka, K. D. Dvijotham, T. Steinke, J. Hayase, A. F. Cooper, K. Lee, M. Jagielski, M. Nasr, A. Conmy, E. Wallace, D. Rolnick, and F. Tramèr. Stealing part of a production language model, 2024.

- [15] K. Chang, M. Cramer, S. Soni, and D. Bamman. Speak, memory: An archaeology of books known to ChatGPT/GPT-4. In H. Bouamor, J. Pino, and K. Bali, editors, *Proceedings of the 2023 Conference on Empirical Methods in Natural Language Processing*, pages 7312–7327, Singapore, Dec. 2023. Association for Computational Linguistics. doi: 10.18653/v1/2023.emnlp-main.453. URL <https://aclanthology.org/2023.emnlp-main.453>.
- [16] C. A. Choquette-Choo, F. Tramer, N. Carlini, and N. Papernot. Label-only membership inference attacks. In *International conference on machine learning*, pages 1964–1974. PMLR, 2021.
- [17] T. Computer. Redpajama: An open source recipe to reproduce llama training dataset, 2023. URL <https://github.com/togethercomputer/RedPajama-Data>.
- [18] G. B. Dantzig and P. Wolfe. Decomposition principle for linear programs. *Operations Research*, 8(1):101–111, 1960. URL <https://www.jstor.org/stable/167547>.
- [19] M. Duan, A. Suri, N. Mireshghallah, S. Min, W. Shi, L. Zettlemoyer, Y. Tsvetkov, Y. Choi, D. Evans, and H. Hajishirzi. Do membership inference attacks work on large language models?, 2024. URL <https://arxiv.org/abs/2402.07841>.
- [20] M. Finlayson, X. Ren, and S. Swayamdipta. Logits of api-protected llms leak proprietary information, 2024.
- [21] H. Fu, Yao; Peng and T. Khot. How does gpt obtain its ability? tracing emergent abilities of language models to their sources. *Yao Fu’s Notion*, Dec 2022. URL <https://yaofu.notion.site/How-does-GPT-Obtain-its-Ability-Tracing-Emergent-Abilities-of-Language-Models-to-their-Sour>
- [22] P. Gage. A new algorithm for data compression. *The C Users Journal archive*, 12:23–38, 1994. URL <https://api.semanticscholar.org/CorpusID:59804030>.
- [23] K. Ganju, Q. Wang, W. Yang, C. A. Gunter, and N. Borisov. Property inference attacks on fully connected neural networks using permutation invariant representations. In *Proceedings of the 2018 ACM SIGSAC Conference on Computer and Communications Security, CCS ’18*, page 619–633, New York, NY, USA, 2018. Association for Computing Machinery. ISBN 9781450356930. doi: 10.1145/3243734.3243834. URL <https://doi.org/10.1145/3243734.3243834>.
- [24] J. Geiping, A. Stein, M. Shu, K. Saifullah, Y. Wen, and T. Goldstein. Coercing llms to do and reveal (almost) anything, 2024. URL <https://arxiv.org/abs/2402.14020>.
- [25] Gurobi Optimization, LLC. Gurobi Optimizer Reference Manual, 2023. URL <https://www.gurobi.com>.
- [26] S. Land and M. Bartolo. Fishing for magikarp: Automatically detecting under-trained tokens in large language models, 2024. URL <https://arxiv.org/abs/2405.05417>.
- [27] M. Li, S. Gururangan, T. Dettmers, M. Lewis, T. Althoff, N. A. Smith, and L. Zettlemoyer. Branch-train-merge: Embarrassingly parallel training of expert language models, 2022. URL <https://arxiv.org/abs/2208.03306>.
- [28] T. Limisiewicz, T. Blevins, H. Gonen, O. Ahia, and L. Zettlemoyer. Myte: Morphology-driven byte encoding for better and fairer multilingual language modeling, 2024. URL <https://arxiv.org/abs/2403.10691>.
- [29] S. Longpre, G. Yauney, E. Reif, K. Lee, A. Roberts, B. Zoph, D. Zhou, J. Wei, K. Robinson, D. Mimno, and D. Ippolito. A pretrainer’s guide to training data: Measuring the effects of data age, domain coverage, quality, & toxicity. 2023. URL <https://arxiv.org/abs/2305.13169>.
- [30] Y. MA, Y. Liu, Y. Yu, Y. Zhang, Y. Jiang, C. Wang, and S. Li. At which training stage does code data help LLMs reasoning? In *The Twelfth International Conference on Learning Representations*, 2024. URL <https://openreview.net/forum?id=KIPJKST4gw>.

- [31] J. Mattern, F. Mireshghallah, Z. Jin, B. Schoelkopf, M. Sachan, and T. Berg-Kirkpatrick. Membership inference attacks against language models via neighbourhood comparison. In A. Rogers, J. Boyd-Graber, and N. Okazaki, editors, *Findings of the Association for Computational Linguistics: ACL 2023*, pages 11330–11343, Toronto, Canada, July 2023. Association for Computational Linguistics. doi: 10.18653/v1/2023.findings-acl.719. URL <https://aclanthology.org/2023.findings-acl.719>.
- [32] L. Melis, C. Song, E. De Cristofaro, and V. Shmatikov. Exploiting unintended feature leakage in collaborative learning. In *2019 IEEE Symposium on Security and Privacy (SP)*, pages 691–706, 2019. doi: 10.1109/SP.2019.00029. URL <https://ieeexplore.ieee.org/document/8835269>.
- [33] Meta. Introducing meta llama 3: The most capable openly available llm to date, 2024. URL <https://ai.meta.com/blog/meta-llama-3/>.
- [34] F. Mireshghallah, K. Goyal, A. Uniyal, T. Berg-Kirkpatrick, and R. Shokri. Quantifying privacy risks of masked language models using membership inference attacks. In Y. Goldberg, Z. Kozareva, and Y. Zhang, editors, *Proceedings of the 2022 Conference on Empirical Methods in Natural Language Processing*, pages 8332–8347, Abu Dhabi, United Arab Emirates, Dec. 2022. Association for Computational Linguistics. doi: 10.18653/v1/2022.emnlp-main.570. URL <https://aclanthology.org/2022.emnlp-main.570>.
- [35] N. Mireshghallah, N. Vogler, J. He, O. Florez, A. El-Kishky, and T. Berg-Kirkpatrick. Simple temporal adaptation to changing label sets: Hashtag prediction via dense KNN. In H. Bouamor, J. Pino, and K. Bali, editors, *Proceedings of the 2023 Conference on Empirical Methods in Natural Language Processing*, pages 7302–7311, Singapore, Dec. 2023. Association for Computational Linguistics. doi: 10.18653/v1/2023.emnlp-main.452. URL <https://aclanthology.org/2023.emnlp-main.452>.
- [36] M. Nasr, N. Carlini, J. Hayase, M. Jagielski, A. F. Cooper, D. Ippolito, C. A. Choquette-Choo, E. Wallace, F. Tramèr, and K. Lee. Scalable extraction of training data from (production) language models, 2023. URL <https://arxiv.org/abs/2311.17035>.
- [37] OpenAI. Introducing ChatGPT, 2022. URL <https://openai.com/index/chatgpt/>.
- [38] OpenAI. Hello GPT-4o, 2024. URL <https://openai.com/index/hello-gpt-4o/>.
- [39] A. Radford, J. Wu, R. Child, D. Luan, D. Amodei, and I. Sutskever. Language models are unsupervised multitask learners. 2019. URL [https://cdn.openai.com/better-language-models/language\\_models\\_are\\_unsupervised\\_multitask\\_learners.pdf](https://cdn.openai.com/better-language-models/language_models_are_unsupervised_multitask_learners.pdf).
- [40] J. Rumbelow and M. Watkins. Solidgoldmagikarp (plus, prompt generation), 2023. URL <https://www.lesswrong.com/posts/aPeJE8bSo6rAFoLqg/solidgoldmagikarp-plus-prompt-generation>.
- [41] A. Schäfer, S. Ravfogel, T. Hofmann, T. Pimentel, and I. Schlag. Language imbalance can boost cross-lingual generalisation, 2024. URL <https://arxiv.org/abs/2404.07982>.
- [42] R. Sennrich, B. Haddow, and A. Birch. Neural machine translation of rare words with subword units. In K. Erk and N. A. Smith, editors, *Proceedings of the 54th Annual Meeting of the Association for Computational Linguistics (Volume 1: Long Papers)*, pages 1715–1725, Berlin, Germany, Aug. 2016. Association for Computational Linguistics. doi: 10.18653/v1/P16-1162. URL <https://aclanthology.org/P16-1162>.
- [43] W. Shi, A. Ajith, M. Xia, Y. Huang, D. Liu, T. Blevins, D. Chen, and L. Zettlemoyer. Detecting pretraining data from large language models. In *The Twelfth International Conference on Learning Representations*, 2024. URL <https://openreview.net/forum?id=zWqr3MQuNs>.
- [44] R. Shokri, M. Stronati, C. Song, and V. Shmatikov. Membership inference attacks against machine learning models. In *2017 IEEE symposium on security and privacy (SP)*, pages 3–18. IEEE, 2017.

- [45] N. A. Smith and R. Tromble. Sampling uniformly from the unit simplex. Technical report, 2004. URL <https://www.cs.cmu.edu/~nasmith/papers/smith+tromble.tr04.pdf>.
- [46] A. Suri and D. Evans. Formalizing and estimating distribution inference risks. In *Privacy Enhancing Technologies Symposium*, volume 2022, pages 528–551, 2022. URL <https://petsymposium.org/popets/2022/popets-2022-0121.php>.
- [47] G. Team. Gemma: Open models based on gemini research and technology, 2024.
- [48] H. Touvron, T. Lavril, G. Izacard, X. Martinet, M.-A. Lachaux, T. Lacroix, B. Rozière, N. Goyal, E. Hambro, F. Azhar, A. Rodriguez, A. Joulin, E. Grave, and G. Lample. Llama: Open and efficient foundation language models, 2023. URL <https://arxiv.org/abs/2302.13971>.
- [49] J. Wang, T. Gangavarapu, J. N. Yan, and A. M. Rush. Mambabyte: Token-free selective state space model, 2024. URL <https://arxiv.org/abs/2401.13660>.
- [50] B. Workshop. Bloom: A 176b-parameter open-access multilingual language model, 2023. URL <https://arxiv.org/abs/2211.05100>.
- [51] Y. Xie, A. Naik, D. Fried, and C. Rose. Data augmentation for code translation with comparable corpora and multiple references. In H. Bouamor, J. Pino, and K. Bali, editors, *Findings of the Association for Computational Linguistics: EMNLP 2023*, pages 13725–13739, Singapore, Dec. 2023. Association for Computational Linguistics. doi: 10.18653/v1/2023.findings-emnlp.917. URL <https://aclanthology.org/2023.findings-emnlp.917>.
- [52] J. Yang. Rethinking tokenization: Crafting better tokenizers for large language models, 2024. URL <https://arxiv.org/abs/2403.00417>.
- [53] W. Zhang, S. Tople, and O. Ohrimenko. Leakage of dataset properties in Multi-Party machine learning. In *30th USENIX Security Symposium (USENIX Security 21)*, pages 2687–2704. USENIX Association, Aug. 2021. ISBN 978-1-939133-24-3. URL <https://www.usenix.org/conference/usenixsecurity21/presentation/zhang-wanrong>.
- [54] J. Zhou, Y. Chen, C. Shen, and Y. Zhang. Property inference attacks against gans. In *29th Annual Network and Distributed System Security Symposium, NDSS 2022, San Diego, California, USA, April 24-28, 2022*. The Internet Society, 2022. URL <https://www.ndss-symposium.org/ndss-paper/auto-draft-240/>.
- [55] Y. Zhu, R. Kiros, R. Zemel, R. Salakhutdinov, R. Urtasun, A. Torralba, and S. Fidler. Aligning books and movies: Towards story-like visual explanations by watching movies and reading books. In *The IEEE International Conference on Computer Vision (ICCV)*, December 2015.

## A Experiment details & additional results

### A.1 Data details

The full set of categories that we use in §4 and the amount of data available for each category are shown in Table 4, Table 5, and Table 6.

**Language mixtures** We use OSCAR-23.01, which is the January 2023 version of the OSCAR Corpus based on the November/December 2022 dump of Common Crawl. We only keep languages with at least 1 MB of data.

**Code mixtures** We use the GitHub split of RedPajama-Data-1T, which is an open reproduction of LLAMA’s training data.

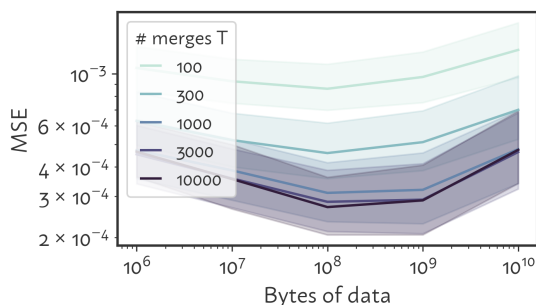


Figure 6: **Scaling the amount of data used for estimating pair frequencies** for distribution shift experiments from §6.3.

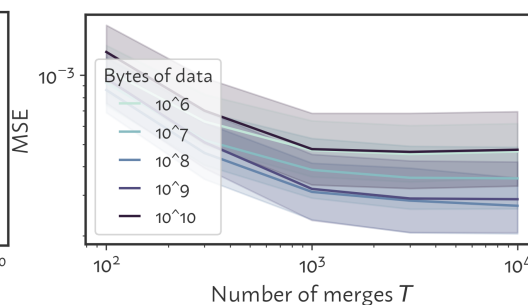


Figure 7: **Scaling the top  $T$  merges used in the merge list** for distribution shift experiments from §6.3.

**Domain mixtures** We use five splits of RedPajama, namely Wikipedia, Common Crawl, Books, Github, and ArXiv. To reduce disk usage, we download only 8% of the CC URLs.

Below, we enumerate the licenses for these datasets.

- Oscar: CC0 1.0 Universal
- RedPajama has different licenses for each subset
  - C4: ODC-BY
  - GitHub: MIT, BSD, or Apache
  - Books3: MIT
  - Project Gutenberg: Apache 2.0
  - ArXiv: CC0 1.0
  - Wikipedia: CC-BY-SA-3.0

## A.2 Compute details

We run all of our experiments on CPUs. For training tokenizers and calculating pair frequencies, we use 16–32 CPUs and a variable amount of memory (ranging from 4 GB to 64 GB) depending on the data. Training a tokenizer on 10 GB of data (as in our experiments) usually takes around 10 minutes, while calculating pair counts takes between 1 minute and 2 hours, again depending on the data. To solve our linear programs, we use Gurobi [25].

## A.3 Full results for commercial tokenizers

We report the full inferences from §5 in Table 3.

## A.4 Scaling analysis under distribution shift

We show additional scaling analysis for experiments in §6.3 in Figure 6 and Figure 7. Surprisingly, we find a U-shaped curve for how performance scales with the amount of data used for calculating pair frequencies, unlike our main experiments in §4.

# B Commercial tokenizers

Full predictions are shown in Table 3.

## B.1 Snapshot of commercial tokenizer merge lists

We show the first 50 merges of the commercial tokenizers we study in Table 2

## B.2 Handling redundant merges

We observe that the merge list of LLAMA, LLAMA 3, and GEMMA contain clusters of redundant merge rules. For instance, in the LLAMA 3 merge list, we see the sequence of merges `_ the`, `_t he`, and `_th e`, as well as `_ and`, `_a nd`, and `_an d`. Because the merge path for every token is unique,

it is impossible for more than one of these merges to ever be used, and we empirically verify this by applying the tokenizer to a large amount of text.

We find that this is an artifact of the conversion from `sentencepiece` to Huggingface tokenizers format. To construct the merge list, the conversion algorithm naively combines every pair of tokens in the vocabulary, and then sorts them by token ID, which represents order of creation. While this is functionally correct, because the redundant merges are not products of the BPE algorithm (i.e., they do not actually represent the most-likely next-merge), we need to remove them for our algorithm. To do this, we do some simple pre-processing: for every cluster of redundant merges, we record the path of merges that achieves each merge; the earliest path is the one that would be taken, so we keep that merge and remove the rest.

As an aside, note that this means the merge list can be completely reconstructed from the vocabulary list, if the order of token creation is provided. Namely, given only the resulting token at each time step, we can derive the merge that would have produced it.

### B.3 Manual merges in GEMMA

For GEMMA, we notice large contiguous blocks of merges consisting entirely of `\n`, `\t`, and the whitespace character `_`. They appear to be manually inserted and not organically learned by the BPE algorithm, as they do not correspond to increasing vocabulary IDs. Therefore, we remove these merges so that the remaining ordered merge rules align with monotonically increasing vocabulary ID.

### B.4 GPT tokenizers

While GPT tokenizers are open source on `tiktoken`, they are not released in a format compatible with HuggingFace tokenizers. We used the `tokenizers-compatible` files uploaded by a HuggingFace user named Xenova. For instance, the GPT-4O tokenizer can be found at <https://huggingface.co/Xenova/gpt-4o>.

## C sentencepiece tokenizers

The LLAMA and GEMMA tokenizers are trained with the `sentencepiece` library, which uses the same BPE algorithm, except the units of the base vocabulary are characters rather than bytes. In other words, the merge rules learned will apply to pairs of character sequences instead of byte sequences. While byte-level tokenizers always start with the same base vocabulary of 256 bytes, character-level tokenizers determine the base vocabulary using a *character coverage* hyperparameter (usually set to  $\sim 0.9995$ ), which determines what proportion of characters that appear in the training text will be in the base vocabulary. Byte fallback is used to represent the out-of-vocabulary characters using bytes.

To empirically test our attack on character-level BPE tokenizers, we train 100 `sentencepiece` tokenizers on mixtures of  $n = 10$  natural languages. We apply our attack using the top  $T = 3000$  merges, but otherwise use the same settings as §4.

With character-level tokenizers, we achieve an average log MSE of  $-4.09$  compared to  $-1.39$  for random guessing and  $-7.65$  for byte-level tokenizers. That is, character-level tokenizers are harder for our algorithm to reverse than byte-level tokenizers! We believe this is because different languages have widely varying numbers of characters in their writing systems. For languages with many characters, their merges will appear lower in the merge list due to their lower average frequency compared to languages with fewer characters. This leads to a bias in representation among the first  $T$  merges considered by our approach.

### C.1 Miscellaneous observation: how ties in pair count frequencies are broken

We observe that in `sentencepiece` tokenizers, after going deep in the merge list (about halfway), the merges begin forming groups, in which the length of the merge is ordered from shortest to longest. We trace this to how ties in pair counts are broken in `sentencepiece`, which is by length of the merge. In terms of reverse engineering, this points to a way to infer the size of the tokenizer training data, since exact ties in frequency become less likely as more training data is considered. We leave this direction to future work.



Table 2: **The first 50 merges of the commercial tokenizers we study.** For readability, we replace the space token  $\hat{G}$  with  $_$  and the newline  $\hat{C}$  with  $\backslash n$ . To a careful observer, there are many interpretable signatures of training sources. For instance, consecutive whitespace is common in code, as indents are equivalent to four spaces by most coding standards. Indeed,  $_ _$  is the first merge of all tokenizers except GPT-2, which is likely the only tokenizer not trained on code. The merges  $;$   $\backslash n$ ,  $_ =$ , and  $sel f$  are also common token pairs in code. The odd-looking symbols are encodings of bytes that make up *parts* of single characters in many languages. For instance,  $\grave{a}$   $\text{œ}$  encodes the prefix for the first half of the Devanagari Unicode block (used for writing Hindi, Nepali, Sanskrit, among others),  $\text{Ð}^\circ$  encodes the Cyrillic “a”, and  $\acute{a}$   $\hat{h}$  encodes the prefix for the second half of the Georgian Unicode block. The early presence of these in GPT-4O is a sign of its multilingual training data.

GPT-2	GPT-3.5	GPT-4O	LLAMA	GEMMA	CLAUDE
_ t	_ _	_ _	_ t	i n	_ _
_ a	_ _ _	_ _ _	e r	_ t	_ _ _
h e	i n	i n	i n	e r	i n
i n	_ t	e r	_ a	_ a	_ _ _
r e	_ _ _ _ _	_ t	e n	o n	_ t
o n	e r	_ a	o n	r e	e r
_t h e	_ _ _	e n	_t h	e n	_ _ _ _ _
e r	o n	o n	e s	h e	o n
_ s	_ a	r e	_ s	a n	_ a
a t	r e	_ s	_ d	a t	r e
_ w	a t	a t	a t	o r	a t
_ o	s t	o r	o r	e s	s e
e n	e n	e s	a n	_ s	h e
_ c	o r	_ _ _ _ _	_ c	a r	o r
i t	_t h	a n	i s	t i	s t
i s	\n \n	_ _ _	r e	t e	e n
a n	_ c	_ d	i t	t h	_ _ _ _ _
o r	l e	h e	_t h e	s t	a l
e s	_ s	_ c	a r	n d	_t h e
_ b	i t	_ p	l e	a l	i t
e d	a n	i s	_ w	_ o	_ c
_ f	a r	a r	_ p	l e	a n
i n g	a l	i t	o u	d e	l e
_ p	_t h e	\n \n	a l	_ i	_ =
o u	;	a l	_ f	s e	d e
_a n	_ p	\grave{a}\text{œ}	_ m	_ c	a r
a l	_ f	l e	e d	_ d	\n _ _ _ _ _
a r	o u	o u	_ o	i t	_ f
_t o	_ =	_ m	_ b	n t	_ p
_ m	i s	_ f	o m	i s	\n _ _ _ _ _
_o f	_ _ _ _ _	_ w	i o n	_ p	_ o
_ i n	i n g	_ b	i n g	m e	_ s
_ d	e s	a s	i c	r i	_ w
_ h	_ w	i n g	a s	r a	m e
_a n d	i o n	_t h e	e l	o u	\n _ _ _
i c	e d	i c	e n t	a s	r o
a s	i c	e t	_ i n	e d	i o n
l e	_ b	_ o	_ h	n e	i n g
_t h	_ d	i o n	n d	t o	i s
i o n	e t	e d	e t	n g	_ i n
o m	_ m	e l	_ l	_ w	_ b
l l	_ o	_ n	_ n	r o	i c
e n t	\hat{c}\hat{c}	r o	s t	l i	s e l
_ n	r o	e n t	_t o	t a	o u
_ l	a s	_ \text{Ð}^\circ	_ c h	_ f	s e l f
s t	e l	n d	_ I	_ b	e d
_ r e	c t	s t	r o	_ m	_ _
v e	n d	\acute{a}\hat{h}	i l	i c	n d
_ e	_ i n	\text{Ð}^\circ	_o f	e l	e s
r o	_ h	_ l	d e	l a	_ m

Table 3: **The (almost) full set of inferences** we make for commercial tokenizers. Note that instead of one English category, we split it into four English domains: web, books, academic, and Wikipedia. For the sake of space, only categories with at least cumulative 0.2% representation across the models are shown. The smallest 37 categories are excluded for space.

Category	GPT-2	GPT-3.5	GPT-4o	LLAMA	LLAMA 3*	GEMMA	CLAUDE
Web	83.6	27.3	20.7	11.3	12.7	25.7	12.7
Code	0.7	62.6	32.8	19.2	30.2	25.9	57.5
Books	15.4	6.8	7.4	23.1	8.5	12.8	17.4
Academic	0.1	0.2	0.0	8.0	0.1	4.3	5.1
Wiki	0.0	0.0	0.0	6.7	0.0	3.0	3.7
French	0.0	0.3	2.9	5.3	1.8	3.0	0.0
German	0.0	0.4	1.8	5.1	2.2	2.8	0.1
Japanese	0.1	0.0	0.4	0.3	4.1	1.6	0.0
Spanish	0.0	0.6	2.8	2.7	2.0	3.9	0.0
Russian	0.0	0.1	2.8	2.6	3.4	1.4	0.1
Turkish	0.0	0.0	0.6	0.0	3.2	0.6	0.0
Czech	0.0	0.0	0.3	0.6	2.7	0.3	0.0
Ukrainian	0.0	0.0	0.3	1.3	2.7	0.2	0.0
Italian	0.0	0.3	0.5	2.6	1.0	1.6	0.3
Korean	0.0	0.0	0.7	0.1	2.6	0.2	0.1
Portuguese	0.0	0.3	2.3	1.1	1.4	1.5	0.5
Persian	0.0	0.0	0.4	0.0	2.2	0.3	0.0
Dutch	0.0	0.1	2.0	1.2	0.9	0.6	0.1
Vietnamese	0.0	0.0	0.5	0.1	1.8	0.4	0.0
Greek	0.0	0.0	0.6	0.0	1.7	0.1	0.0
Thai	0.0	0.0	0.4	0.0	1.7	0.1	0.0
Hindi	0.0	0.0	1.4	0.0	1.7	0.1	0.0
Arabic	0.0	0.0	1.6	0.0	1.6	0.3	0.0
Polish	0.0	0.1	0.5	1.4	1.5	0.7	0.0
Catalan	0.0	0.0	0.3	1.1	0.3	0.4	0.3
Georgian	0.0	0.0	0.8	0.0	0.0	0.0	0.0
Indonesian	0.0	0.1	0.4	0.1	0.3	0.8	0.0
Chinese	0.0	0.0	0.8	0.0	0.3	0.1	0.1
Swedish	0.0	0.0	0.3	0.7	0.5	0.1	0.0
Estonian	0.0	0.1	0.5	0.1	0.5	0.6	0.2
Finnish	0.0	0.0	0.5	0.2	0.6	0.6	0.0
Low German	0.0	0.0	0.0	0.6	0.1	0.0	0.0
Gujarati	0.0	0.0	0.6	0.0	0.0	0.0	0.0
Malayalam	0.0	0.0	0.6	0.0	0.0	0.0	0.0
Bangla	0.0	0.0	0.5	0.0	0.0	0.0	0.0
Hebrew	0.0	0.0	0.5	0.0	0.0	0.1	0.0
Basque	0.0	0.0	0.1	0.0	0.3	0.5	0.1
Serbian	0.0	0.0	0.1	0.5	0.0	0.0	0.0
Romanian	0.0	0.0	0.3	0.4	0.5	0.3	0.1
Armenian	0.0	0.0	0.5	0.0	0.0	0.0	0.0
Filipino	0.0	0.0	0.3	0.1	0.2	0.5	0.1
Lithuanian	0.0	0.0	0.1	0.0	0.1	0.5	0.0
Danish	0.0	0.0	0.4	0.3	0.5	0.2	0.3
Kannada	0.0	0.0	0.4	0.0	0.0	0.0	0.0
Telugu	0.0	0.0	0.4	0.0	0.0	0.0	0.0
Welsh	0.0	0.0	0.1	0.1	0.2	0.4	0.0
Slovenian	0.0	0.1	0.3	0.2	0.3	0.1	0.2
Urdu	0.0	0.0	0.3	0.0	0.0	0.0	0.0
Malagasy	0.0	0.0	0.1	0.1	0.1	0.3	0.1
Tamil	0.0	0.0	0.3	0.0	0.0	0.0	0.0
Irish	0.0	0.0	0.3	0.1	0.1	0.2	0.0
Tajik	0.0	0.0	0.3	0.0	0.0	0.0	0.0
Nepali	0.0	0.0	0.3	0.0	0.0	0.0	0.0
Kazakh	0.0	0.0	0.3	0.0	0.0	0.0	0.0
Belarusian	0.0	0.0	0.3	0.1	0.1	0.0	0.0
Afrikaans	0.0	0.0	0.3	0.2	0.1	0.2	0.1
Tatar	0.0	0.0	0.3	0.0	0.0	0.0	0.0
Norwegian	0.0	0.0	0.2	0.0	0.3	0.1	0.0
Galician	0.0	0.0	0.2	0.3	0.1	0.0	0.2
Uzbek	0.0	0.0	0.1	0.1	0.1	0.2	0.1
Norwegian Nynorsk	0.0	0.1	0.1	0.2	0.0	0.1	0.0
Slovak	0.0	0.0	0.2	0.0	0.2	0.2	0.0
Lojban	0.1	0.0	0.2	0.0	0.2	0.0	0.0
Bulgarian	0.0	0.0	0.2	0.2	0.2	0.1	0.0
Icelandic	0.0	0.0	0.2	0.1	0.1	0.1	0.0
Esperanto	0.0	0.0	0.0	0.2	0.1	0.1	0.0
Kyrgyz	0.0	0.0	0.2	0.0	0.0	0.0	0.0
Pashto	0.0	0.0	0.2	0.0	0.1	0.0	0.0
Breton	0.0	0.0	0.1	0.1	0.1	0.2	0.0
Yiddish	0.0	0.0	0.2	0.0	0.0	0.0	0.0
Bashkir	0.0	0.0	0.2	0.0	0.0	0.0	0.0
Kurdish	0.0	0.0	0.1	0.0	0.2	0.1	0.0
Latvian	0.0	0.0	0.1	0.0	0.1	0.2	0.0
Albanian	0.0	0.0	0.1	0.0	0.1	0.1	0.0
Assamese	0.0	0.0	0.1	0.0	0.0	0.0	0.0
Hungarian	0.0	0.0	0.0	0.1	0.0	0.0	0.0
Luxembourgish	0.0	0.0	0.0	0.1	0.1	0.1	0.0
Cebuano	0.0	0.1	0.1	0.0	0.1	0.0	0.1
Azerbaijani	0.0	0.0	0.1	0.0	0.1	0.1	0.0

Table 4: The 112 natural languages considered in §4. The data is from Oscar v23.01, which performs language identification at the document level.

Language	Size (MB)	Language	Size (MB)	Language	Size (MB)	Language	Size (MB)
Chinese	776494.9	Bangla	19055.4	Icelandic	2194.7	Sanskrit	56.3
English	666955.4	Hebrew	17970.6	Slovenian	1398.1	Osetic	50.7
Russian	531902.4	Tamil	15776.8	Punjabi	1377.2	Chuvash	42.3
Spanish	424143.2	Catalan	15346.5	Basque	1195.9	Cebuano	41.1
French	371967.1	Danish	14843.6	Tajik	1028.4	Afrikaans	37.2
German	356683.7	Lithuanian	14518.6	Tatar	834.1	Breton	31.4
Italian	214768.2	Georgian	8388.2	Central Kurdish	773.1	South Azerbaijani	28.4
Japanese	181299.8	Estonian	8026.9	Filipino	719.4	Croatian	26.5
Hungarian	150134.4	Serbian	7666.2	Odia	543.2	Eastern Mari	22.9
Polish	146001.9	Latvian	7411.5	Tibetan	531.6	Luxembourgish	18.4
Vietnamese	139298.4	Malayalam	5815.1	Amharic	513.0	Uzbek	15.3
Dutch	135078.1	Mongolian	5777.3	Kyrgyz	489.5	Chechen	13.9
Arabic	110728.5	Gujarati	5593.9	Esperanto	475.1	Malagasy	11.2
Portuguese	105065.0	Nepali	4950.5	Lao	472.3	Low German	10.7
Greek	95750.9	Armenian	4884.7	Assamese	412.2	Mingrelian	6.1
Persian	93225.0	Macedonian	4745.4	Bashkir	363.9	Bishnupriya	5.4
Thai	91968.7	Marathi	4478.3	Welsh	333.1	Newari	4.0
Czech	76987.1	Telugu	3873.8	Pashto	261.7	Minangkabau	3.8
Turkish	72207.2	Urdu	3761.3	Galician	255.9	Egyptian Arabic	3.7
Swedish	50001.1	Kazakh	3325.4	Uyghur	219.8	Norwegian Nynorsk	3.7
Romanian	45590.6	Albanian	3224.9	Divehi	200.2	Turkmen	3.3
Ukrainian	44746.7	Khmer	3155.2	Kurdish	174.2	Piedmontese	3.1
Bulgarian	44118.5	Azerbaijani	3038.3	Yiddish	171.8	Malay	2.6
Finnish	41143.7	Burmese	3035.4	Sindhi	131.7	Goan Konkani	2.3
Korean	38158.4	Sinhala	2599.3	Western Panjabi	105.8	Latin	2.0
Hindi	32615.5	Norwegian	2583.2	Western Frisian	70.5	Lojban	1.5
Indonesian	23416.0	Kannada	2574.4	Sakha	68.8	Maltese	1.3
Slovak	21460.7	Belarusian	2339.5	Irish	63.2	Swahili	1.0

Table 5: The 37 programming languages considered in §4. Data is sourced from the Github split of RedPajama, and classified into a language based on the file extension.

Language	Size (in MB)	Language	Size (in MB)
Java	29493.0	Haskell	547.6
JavaScript	27910.4	TSQL	489.5
HTML	25864.1	Lua	393.4
XML	18804.0	Dockerfile	272.7
C++	15543.1	Makefile	265.7
Python	12970.1	TeX	256.9
Smalltalk	11580.5	XPixMap	248.7
Objective-C	10909.5	PowerShell	240.7
PHP	9837.4	CMake	118.5
Go	6287.2	Raku	106.9
Markdown	6137.3	Hack	79.1
C	6045.0	Julia	72.3
CSS	4084.9	Batchfile	60.9
Ruby	3381.4	Pod6	46.6
Scala	1376.8	FortranFreeForm	40.8
Smali	978.3	Fortran	31.2
reStructuredText	891.4	Motorola68KAssembly	22.7
VisualBasic.NET	563.0	Perl	2.0
Shell	551.6		

Table 6: The 5 domains considered in §4. Data is sourced from RedPajama.

Domain	Size (in MB)
Web	305139.9
Code	196506.0
Books	104975.0
Academic	89044.9
Wikipedia	20505.8