

Artist: Aesthetically Controllable Text-Driven Stylization without Training

Ruixiang Jiang, Changwen Chen
The Hong Kong Polytechnic University

ruixiang.jiang@connect.polyu.hk changwen.chen@polyu.edu.hk

Abstract

*Diffusion models entangle content and style generation during the denoising process, leading to undesired content modification when directly applied to stylization tasks. Existing methods struggle to effectively control the diffusion model to meet the aesthetic-level requirements for stylization. In this paper, we introduce **Artist**, a training-free approach that aesthetically controls the content and style generation of a pretrained diffusion model for text-driven stylization. Our key insight is to disentangle the denoising of content and style into separate diffusion processes while sharing information between them. We propose simple yet effective content and style control methods that suppress style-irrelevant content generation, resulting in harmonious stylization results. Extensive experiments demonstrate that our method excels at achieving aesthetic-level stylization requirements, preserving intricate details in the content image and aligning well with the style prompt. Furthermore, we showcase the highly controllability of the stylization strength from various perspectives. Project home page: <https://DiffusionArtist.github.io>*

1. Introduction

What distinguishes an outstanding artist in history is not their ability to accurately depict a scene but rather their unique perspective in understanding and representing the world through their distinctive style. The same content can be interpreted and portrayed differently depending on the artistic style employed. A Fauvist artist, for instance, perceives the world as a vibrant interplay of colors, while a Cubist artist constructs their artwork using geometric shapes. The essence of a style extends beyond mere color palette and painterly strokes; it is intrinsically linked to its specific rules for representing content at various levels of abstraction. Therefore, to effectively emulate a style, neural stylization models must control the degree of content abstraction to achieve harmony between the content and the style, just like an **Artist**.

Recently, text-to-image diffusion models [27, 28] have

been introduced to the image stylization task. Due to their strong generative capabilities, diffusion-based methods [11, 13, 39] have demonstrated an enhanced performance to generate content-aware styles, surpassing the mere texture transfer seen in previous methods [14, 19]. However, this improved stylization strength are often entangled with unconstrained content generation, resulting in modifications to the original content that are irrelevant to the intended style. For instance, while depicting a man using numerous polygons might be considered artistic, giving him six fingers is unacceptable. Consequently, controlling diffusion models to only curate style-related content generation while preserving the integrity of the original content is crucial for achieving harmonious stylization results.

ControlNet [37] is a representative method for controlling the scene layout in diffusion models. Despite its success in image translation tasks, it still faces challenges in meeting the aforementioned aesthetic-level requirements. Specifically, it uses rigid, pixel-level constraints estimated from the content image, which differ from the need for flexible, semantic-level constraints for stylization [29, 38]. As a result, using a strong condition (e.g., normal map) could undermine style-aware content generation, while a weak condition (e.g., canny edge) may lead to uncontrolled content generation in regions such as the background. Additionally, although ControlNet offers a parameter to adjust control strength, the content and style remain entangled in the diffusion process, resulting in discordant interpolation between different levels of content abstraction. Overall, achieving fine-grained and aesthetically plausible control of diffusion model remains a significant challenge.

In this paper, we aim to disentangle content and style generation in the diffusion process, enabling aesthetically fine-grained control for text-driven image stylization. We begin by conducting an intuitive yet practical analysis to characterize the generation of content and style during the diffusion process. Our analysis reveals an inherent challenge in controlling them within a single diffusion trajectory. Based on this insight, we propose to control content and style using auxiliary diffusion branches, which are disentangled and responsible for content preservation and style




Figure 1. **Qualitative results of text-driven stylization.** Our Artist method produces harmonious and visually pleasing stylization results across a wide variety of styles. It captures both the color palette and structural features of the prompted style, while preserving both intricate details and high-level semantics of the content in a harmonious way. Zoom in for a better view.

generation, respectively. To control the stylization process with these auxiliary branches, we apply feature-level soft constraints, drawing inspiration from recent works [11, 32]. At the core of our control mechanism lies our proposed disentangled content and style representation, which we demonstrate offers fine-grained control and enhanced harmony between content and style.

To aesthetically evaluate the performance of the proposed text-driven stylization method, we pioneer the use of Visual-Language Models (VLMs) as aesthetic-level metrics. Extensive experiments across diverse settings demonstrate the superior aesthetic-level controllability of our **Artist**, which generates high-quality stylized images that align well with the given prompts. We summarize our contributions as follows:

1. We provide an analysis on content and style entanglement during the diffusion process.
2. We propose to use additional content and style diffusion

3. We introduce a novel content and style factorization to enable aesthetically fine-grained control on the content generation of diffusion models.
4. We introduce VLMs for evaluating text-driven stylization results on aesthetic level.
5. Extensive experiments demonstrate that the proposed method outperforms previous methods both qualitatively and quantitatively.

2. Related Works

Content and Style Representation. Content and style are the core concepts in neural stylization, and their definitions can vary according to use case and user preferences. Generally, content refers to high-level visual features such as geometry and object layout, while style encompasses low-level details including strokes, textures, and patterns. To extract style from an image, previous methods utilize second-

order statistics [14, 17] of feature maps extracted from deep models, and the content constraint is typically achieved through perceptual losses [38]. However, these content and style representations are built in the image space, which is not directly applicable to the noisy image samples in diffusion models.

Various attempts have been made to extract content and style in the diffusion process, albeit individually. Inversion-based methods [6, 16, 24, 31] aim to estimate or optimize noisy latents, which reconstruct the original image after denoising. While these methods preserve the content, the style remains entangled, which is not directly applicable to stylization. To extract style information, Everaert et al. propose optimizing a style-specific noise distribution, effectively resulting in a style-specific text-to-image model. To avoid costly per-style optimization, recent methods [3, 9, 11] exploit U-Net features during the denoising process to extract the style information of a single image. In this paper, we aim to better characterize content and style in the diffusion process and control their generation through explicit disentanglement.

Text-Driven Image Manipulation. The advent of text-driven image manipulation is closely associated with the emergence of multimodal foundation models. Prior to the prevalence of diffusion models, manipulation was achieved by optimizing the image representation against some form of CLIP loss [7, 19, 22, 33]. Subsequently, it was discovered that diffusion models could also be adapted for a similar optimization scheme [10, 15, 25]. To avoid costly instance-wise optimization, Prompt2Prompt [9] pioneered the zero-shot editing ability of diffusion models. Various follow-up studies have been proposed to further improve editing fidelity [23, 32]. However, most of these studies focus on image editing, which has different requirements compared to stylization. In this work, we adopt a similar methodology to zero-shot manipulation but with a specific focus on text-driven stylization.

Controllable Diffusion Models. Controlling image sampling in diffusion models is a challenging task, and it can be roughly classified into input-based and adapter-based methods. classifier-free guidance (CFG) [12] provides an effective way for text-conditioned image generation, but such control is dependent on prompt engineering. Text-inversion methods [6, 24] optimize the noise to get better reconstruction. Nevertheless, the text-level guidance could be inflexible, and it is hard to specify the object position and pose accurately. For fine-grained control, ControlNet [37] augment pretrained diffusion models by allowing a wide variety of inputs to condition the diffusion model using adapters. There are also works that utilize bounding box to specify object layouts [36, 41]. However, those methods still focus on image generation, leading to entangled content and style denoising process and can not achieve the require-

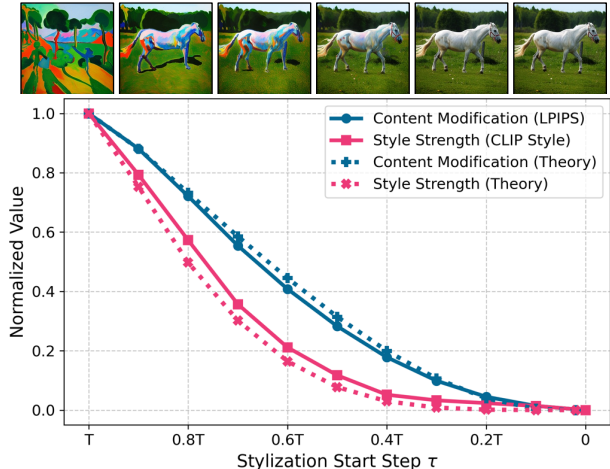


Figure 2. **Dilemma in content-preservation and style strength.** We show the theoretical and empirical trend of content and style for inversion-based stylization. Due to quadratic growth, highly noisy steps are required for strong style, which also lead to significant content modification. Top: example stylization results from different starting step.

ment for stylization. In this paper we explore a training-free method to control both the content and style during the denoising process.

3. Method

3.1. Preliminary

Text-to-Image Diffusion Models. There are two processes in training and generating images with diffusion models. In the *forward process*, different level of noise $\epsilon \sim \mathcal{N}(0, \mathbf{I})$ are applied to clear image \mathbf{x}_0 , according to a noise schedule $\alpha_{1:T}$ ¹. The result is a series of noisy samples $\{\mathbf{x}_t\}_{t=1}^T$, where t is the associated time-step, and T is the total number of steps.

In the *reverse process*, a denoising model, typically implemented as a U-Net, is employed to denoise noisy samples. It predicts the noise $\epsilon_\theta(\mathbf{x}_t, t; y)$ added in each steps, where y is an optional text condition. To sample an image, we start from $\mathbf{x}_T \sim \mathcal{N}(0, \mathbf{I})$ and iteratively call the diffusion model ϵ_θ to remove the noise and finally sample a clear image.

Inversion-based Image Manipulation. To manipulate a real image $\mathbf{x}_0 := I$ using diffusion models, we need to find its noisy version. This could be achieved by DDIM inversion [31], which takes \mathbf{x}_0 as input and outputs intermediate noisy samples $\mathbf{x}_{1:T}$. After it, various manipulation tasks, including stylization, could be performed by starting from an intermediate $\mathbf{x}_\tau, \tau \in [1, T)$ for deterministic DDIM sampling:

¹In this paper, the notation of α_t follows DDIM [31] convention

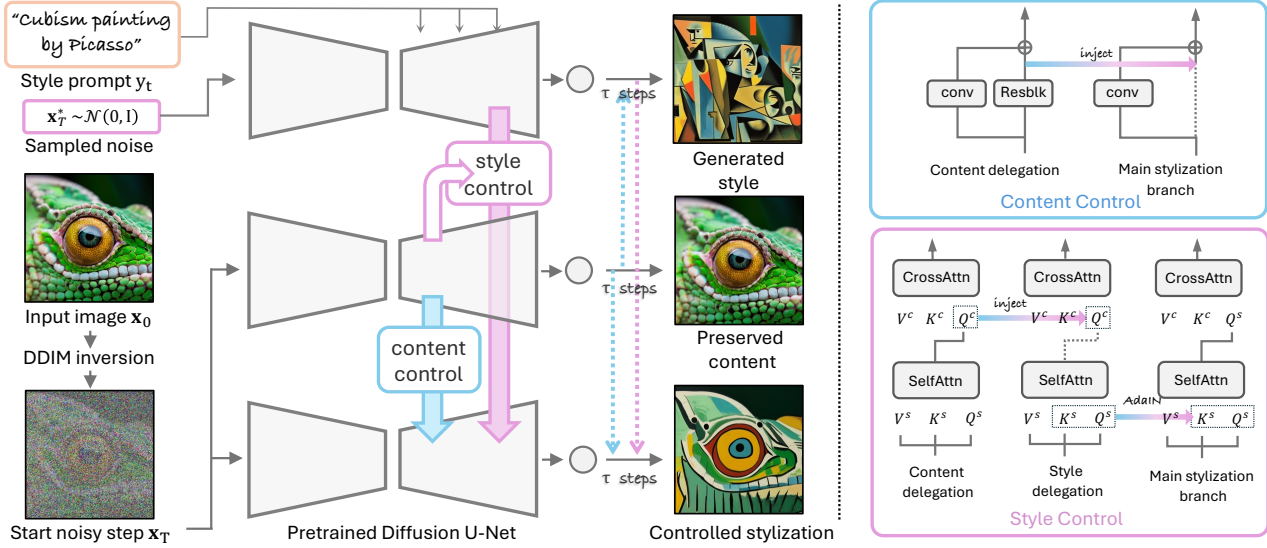


Figure 3. **Overview of the proposed pipeline** a) we use content and style delegations to control the denoising of main stylization branch. All branches start with the same noise inverted from content image for denoising of τ steps. b) The hidden feature of the Resnet block from content delegation is injected to the main branch for content control. For style control, we first inject cross-attention query from to style, and the style (key and value of self-attention) is injected to main branch via AdaIN.

$$\mathbf{x}_{t-1} = \sqrt{\alpha_{t-1}} \left(\frac{\mathbf{x}_t - \sqrt{1 - \alpha_t} \epsilon_\theta(\mathbf{x}_t, t; y_s)}{\sqrt{\alpha_t}} \right) + \sqrt{1 - \alpha_{t-1}} \epsilon_\theta(\mathbf{x}_t, t; y_s) \quad (1)$$

, where y_s is the prompt to describe the target manipulation.

3.2. Content and Style in Noise Space

Neural stylization methods seek a proper latent factorization of image \mathbf{x}_0 as certain content and style component [14, 18, 20, 29, 35, 40] $\mathbf{x}_0 = \mathcal{G}(\mathbf{z}_0^c, \mathbf{z}_0^s)$, where $\mathcal{G} = (\cdot, \cdot)$ is the mapping from latent space to image space. This is a “static” perspective. During image generation, both the content and style of an image is generated. Drawing inspiration from this, we impose a stronger assumption that the noisy samples is also composed of content and style:

$$\mathbf{x}_t = \mathcal{G}(\mathbf{z}_t^c, \mathbf{z}_t^s), t = \{1, 2, \dots, T-1\} \quad (2)$$

During reverse diffusion process, the predicted noise $\epsilon_\theta(\mathbf{x}_t, t; y)$ plays an important rule in modeling transition from \mathbf{x}_t to \mathbf{x}_{t-1} , implying similar factorization in ϵ -space:

$$\epsilon_\theta(\mathbf{x}_t, t; y) = g_t(\kappa_\theta(\mathbf{x}_t, t; y), \psi_\theta(\mathbf{x}_t, t; y)) \quad (3)$$

where κ_θ and ψ_θ denote the content-related and style-related latent noise prediction, respectively, and $g_t(\cdot, \cdot)$ is a composition function that entangles the two term. Just like conventional image-space methods, diffusion-based stylization involves adapting the denoiser ϵ_θ to factorize the two

components in Eqn. 3. In following section, we aim at characterizing and factorizing content and style in the diffusion process.

3.3. Content and Style in Denoising Trajectory

We consider the case of text-driven image stylization via DDIM inversion, but our analysis is also applicable to stylization via diffusion models in a general sense. Suppose we have inverted the content image into $\mathbf{x}_{1:T}$, and we start from $\mathbf{x}_\tau, \tau < T$ for DDIM denoising process. By rearranging Eqn. 1, we have:

$$\mathbf{x}_{t-1} = \mathcal{A}_t \mathbf{x}_t + \mathcal{B}_t \epsilon_\theta, \quad \mathcal{A}_t := \frac{\sqrt{\alpha_{t-1}}}{\sqrt{\alpha_t}} \quad (4)$$

$$\mathcal{B}_t := \sqrt{1 - \alpha_{t-1}} - \frac{\sqrt{\alpha_{t-1}(1 - \alpha_{t-1})}}{\sqrt{\alpha_t}}$$

Based on above formulation, the full stylization process could be expressed as:

$$\mathbf{x}_0 = \prod_{j=1}^T \mathcal{A}_j \cdot \mathbf{x}_T + \sum_{k=\tau+1}^T \left[\mathcal{B}_k \prod_{j=\tau+1}^{k-1} \mathcal{A}_j \right] \epsilon_\theta(\mathbf{x}_{k-1}, k; y_c) + \sum_{k=1}^{\tau} \left[\mathcal{B}_k \prod_{j=1}^{k-1} \mathcal{A}_j \right] \epsilon_\theta(\mathbf{x}_{k-1}, k; y_s) \quad (5)$$

where y_c is an optional prompt to describe the content image. In Eqn. 5, the denoising term from \mathbf{x}_T to \mathbf{x}_τ pre-

serves the original content, and the stylization trajectory from \mathbf{x}_τ to \mathbf{x}_t is responsible for style and uncontrolled content generation. Intuitively, larger τ leads to a shorter trajectory $\mathbf{x}_T \rightarrow \mathbf{x}_\tau$, resulting in a stronger style in \mathbf{x}_0 with less original content, while lower τ sacrifices stylization strength for content preservation.

By combining Eqn. 3 and Eqn. 5, we can quantitatively assess the degree of content preservation and stylization strength with varying τ , further assuming equal content/style denoising scale for all t . Overall, our findings indicate that while content modification appears linear in time $\mathcal{O}(\tau)$, stylization strength is quadratic $\mathcal{O}(\tau^2)$. An empirical study is carried out alongside, where we evaluate the content modification and stylization strength with different τ for over 10k diverse samples. As illustrated in Fig. 2, our theoretical analysis fits well with experiments, displaying different growth rates. Overall, the results suggest that content modification is deemed to be associated with strong stylization. This further characterizes the entanglement of content and style in the diffusion process.

3.4. Delegating Content and Style Generation

The difficulty in controlling content and style within a single denoising trajectory motivates us to control them in different processes. Specifically, we use two additional diffusion branches that are specialized for content and style generation. We call them *delegate branches* or *delegations* for short. Both delegations involve a **full** denoising process, allowing the strength of style and content generation (and hence preservation) to be maximally attained in either delegation process without trade-offs, as established in the Sec 3.3. To generate a stylized image, the features of these delegations during U-Net inference are used to control the denoising of the main stylization branch:

$$\epsilon_\theta(\mathbf{x}_t, t; y, \kappa^c, \psi^s) = g_t(\kappa_\theta^c \circ \kappa_\theta^m(\mathbf{x}_t, t; y), \psi_\theta^s \diamond \psi_\theta^m(\mathbf{x}_t, t; y)) \quad (6)$$

where the superscripts c , s , and m denote the factorization from the content delegation, style delegation, and main branch, respectively. \circ and \diamond are two non-commutative control operators between features.

3.5. Content and Style Representation in Denoiser

Recent research reveals that the ResBlock [32] and attention feature maps [9, 11] in the denoising U-Net ϵ_θ are semantically localizable with respect to the input noisy sample and \mathbf{x}_t . Based on these observations, various text-driven image manipulation and stylized image generation methods have been proposed. However, a major challenge is content leakage, which occurs when the appearance from the guidance leaks into the target branch [11, 32]. In this work, we aim to design a more fine-grained and harmonious control for both content and style in the denoising process.

We hypothesize that the content leakage is a result of a sub-optimal choice of κ_θ . To allow fine-grained control over content, we find that using the hidden features in ResBlock, instead of its output, better disentangles content from style. Specifically, the hidden features in different U-Net layers exhibit a better hierarchy of visual affinity to the content image, which enables more flexible control over content preservation. We implement the content control operator \circ as swapping (i.e., replacing the feature map). We demonstrate that using this improved content representation, even a simple swapping operation suffices for fine-grained and aesthetic-level control over content abstractness.

We decompose the role of style generation into content-aware and content-independent components, defined in a shared U-Net forward pass. The content-aware style generation is achieved by injecting the cross-attention query Q^c (projected from image features) from content to the style (C2S) delegation, enabling the style prompt to attend to the corresponding region of the content. The content-independent term simply refers to the layers that do not use the query from the content delegation. Controlling the number of C2S injection layers results in content-aware style generation focusing on different levels of detail. To inject the generated style from the delegation to the main stylization branch with \diamond , we draw inspiration from StyleAligned [11] and use AdaIN [14] to normalize the self-attention map A^s of the main branch using style delegation statistics. The content and main branch start from the inverted \mathbf{x}_T , while the style delegate denoises a randomly sampled noise $\mathbf{x}_T^* \sim \mathcal{N}(0, \mathbf{I})$. The entire control process is visualized in Fig. 3.

4. Experiments

4.1. Implementation Detail

We use the pretrained Stable-diffusion 2.1 base from HuggingFace as our diffusion model. For classifier-free guidance, we use a scale of 7.5. We perform DDIM sampling for $T = 50$ steps, and we default $\tau = T$ unless otherwise specified. We record the noise predictions during DDIM inversion, and use them as input to content delegation in every step to ensure content preservation through the whole reverse process. Treating the first layer in U-Net decoder as the 1st layer, we inject the [4, 5, 6, 7]-th resnet feature for content and [4, 5, 6, 7, 8, 9, 10, 11, 12]-th attention feature for style by default. The content-to-style injection use [4, 5] layer features. We conduct experiment on a single RTX3090. No training is needed, and stylizing a single image takes around 20 seconds.

4.2. Aesthetic-level Metrics

We follow previous works [13, 19] to use following metrics:




Figure 4. **Qualitative comparison with existing methods.** We compare our work with representative text-driven manipulation and stylization methods. Stylized image generated by our method appear the most harmonious and visually-pleasing.

Metric	Ours	DDIM	PureStyle	NTI-P2P	PnP	DiffStyler	InstructP2P	ControlNet-Canny	ControlNet-Depth	CLIPstyler
LPIPS ↓	0.62	0.74	0.84	0.67	0.67	0.72	0.47	0.72	0.78	0.51
CLIP Alignment ↑	28.33	28.38	29.75	25.87	26.40	26.82	23.59	26.40	27.05	26.14
CA-Style (VLM) ↑	3.88	2.76	2.01	2.06	3.15	1.74	3.32	3.18	3.26	2.52
SA-Content (VLM) ↑	3.42	2.10	1.44	3.24	3.16	1.72	3.12	2.88	3.32	3.76
Aesthetic score (VLM) ↑	3.46	3.54	3.62	3.02	3.02	1.61	3.69	3.12	3.11	3.12
Avg. (VLM) ↑	3.58	2.80	2.35	2.77	3.11	1.69	3.37	3.06	3.23	3.13

Table 1. **Quantitative comparison against baselines and existing methods.** Among all methods, our Artist demonstrates the best overall performance in content-preservation and stylization prompt alignment. The average is calculated on the three aesthetic-level metrics. For each metric, indicates the best score, indicates the second best score, and indicates the third best score.

LPIPS [38] measures the perceptual distance between content and stylized image. Lower value means more similar.

CLIP Alignment [26] measures the alignment between stylized image and input prompt. Higher score means better alignment, but not necessarily imply a stronger style.

CLIP Style Score: This metric more robustly evaluates how strongly the stylized image matches the desired style, akin to the deception rate in image-based style transfer metrics [29]. The CLIP Style Score represents the percentile at which the CLIP model correctly classifies the image into the target style among a predefined set of styles prompts (we use 10 prompts in our experiment). A higher score indicates a stronger style.

While the above metrics may evaluate content preservation and style alignment separately, we argue that they are misaligned with human aesthetic preferences. An aesthetically outstanding painting is not merely about being as similar as possible to the original photo, nor is it aiming to achieve the strongest style without considering the content. Therefore, to aesthetically evaluate content preservation and style strength, the metric must take into account both the original content (image) and the target style (text) to make a holistic evaluation [29]. Moreover, the metric also needs

to align with human aesthetic preferences [30, 34], while the LPIPS and CLIP metrics are prone to adversarial results [5, 8, 19, 33]. Nevertheless, it remains a challenge to achieve above requirements [30], especially considering the multi-modal nature of text-driven stylization.

To address this challenge, we propose adapting VLMs as aesthetic-level metrics. State-of-the-art VLMs, such as GPT-4o [1], are trained on a vast amount of visual-language data to align with human preferences, making them an ideal choice for evaluating artistic image quality. Specifically, we propose the following metrics:

Content-Aware Style Alignment (CA-Style): The original content, style prompt, and stylized image are used to prompt VLMs. The VLMs are asked to rate from 1 to 5 (with 5 being the highest) how well the original content is represented in the desired art style.

Style-Aware Content Alignment (SA-Content): The input is the same as CA-Style, but the VLMs are prompted to rate the level of content preservation.

Aesthetic Score: The VLM is prompted to rate the aesthetic quality of the stylized image from 1 to 5 (with 5 being the highest). The content and style prompt are also provided.

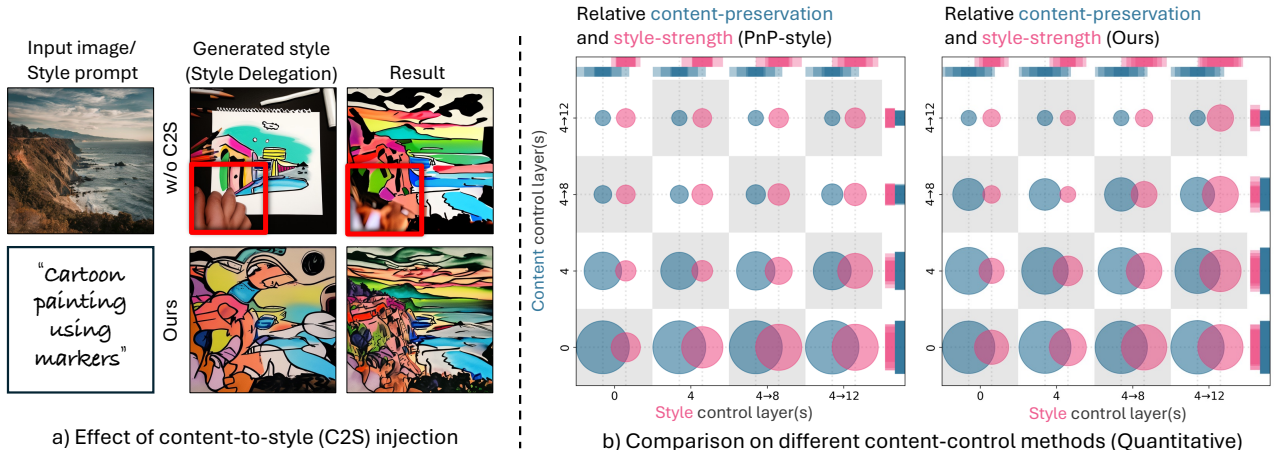


Figure 5. **Effect of proposed control methods.** a) our content-to-style injection suppress style-irrelevant content generation, and allow for better style alignment. b) We compare the control granularity of Plug-and-Play style control with our hidden feature control. The size of blue and pink bubble means degree of content modification and strength of style. Projected bar on top and right represent content/style could change can along that axis, and the size of semi-transparent area corresponds to rigidity of control. Our control is more fine-grained, disentangled and flexible, especially for [4-8] and [4-12] content control.

4.3. Compared Methods

We compare existing text-driven image stylization and manipulation methods, including training-based stylization methods such as CLIPStyler [19] and DiffStyler [13], and diffusion-based text-driven image manipulation methods. The diffusion-based methods can be further categorized into tuning-free methods like DDIM Inversion [31] and Plug-and-Play (PnP) [32], optimization-based methods such as null-text inversion with Prompt2Prompt editing (NTI-P2P) [9, 24], and adapter-based methods include ControlNet [37] and InstructPix2Pix (InstructP2P) [2]. To ensure a fair comparison, we only include style descriptions in the prompts, although CLIPStyler, DiffStyler, PnP, and NTI-P2P are designed to include content descriptions in the prompts as well.

In addition to the above methods, we consider a baseline named **PureStyle**, which uses the style prompt to sample images starting from pure random noise.

4.4. Main result: Text-Driven Stylization

Qualitative Results. Fig. 1 showcases a selection of stylization results. The proposed Artist method produces stylized images of high aesthetic quality across a wide variety of styles. It not only captures content-independent style features (e.g., shared color palettes for the same style with different content images) but also harmoniously integrates the original content with the style (e.g., cyberpunk horse and hand-shaped lamp; sketch and comic outlines around objects) to generate high-frequency style details. Moreover, the content integrity is well-preserved, and its abstractness adapts to different styles even with the same control config-

uration. For instance, intricate details are well-preserved in the “pencil sketch” example, while for the “Cubism” style, only high-level semantics are maintained. Overall, the stylized image generated by our method aligns well with style prompt and human aesthetic preference.

Qualitative Comparison. In Fig. 4, we provide a qualitative comparison against previous methods for text-driven stylization. The results show that our method is the best at following the style prompt while maintaining content integrity. Specifically, we observe that some methods introduce undesired content modification (e.g., DiffStyler, Plug-and-Play, ControlNet-Depth) due to uncontrolled or improper control of content generation. While other methods preserve the content well, they instead only produce insufficient style strength (NTI-P2P) or styles misaligned with the prompt (ControlNet(Canny), CLIP-Styler, Instruct-Pix2Pix). This is due to the non-aesthetic level content control in those methods, which also undermines style generation. By comparison, our generated stylization images preserve the intricate details of the original content (e.g., hair, horse fur) and, at the same time, produce detailed and strong styles (e.g., pencil strokes, pixelation, impressionist painterly effects).

Quantitative Comparison. For quantitative comparison, we evaluate metrics on a combination of 90 content images (20 sampled from MS COCO and 70 generated using another diffusion model) and 20 distinct style prompts. The results are provided in Tab. 1. Among all methods, our proposed method achieves the best balance between stylization strength and content preservation. Specifically, for conventional metrics, we obtain an LPIPS of 0.62, which is lower than the DDIM baseline and other methods ex-




Figure 6. **Comparison on different control methods.** Our content control is more flexible, allowing fine-grained and aesthetically high-quality stylization result in all control level. The prompt is “Abstract cubism painting.”

cept InstructP2P and CLIPStyler. We found the former usually produces very similar images after stylization, while the CLIPStyler uses LPIPS as its training loss. We also achieve a CLIP alignment score of 28.33, which is the highest among all compared methods except the uncontrolled DDIM and PureStyle baselines.

For aesthetic-level metrics, we achieve the highest CA-Style score of 3.88, indicating that our method is the most effective at aligning the content with the desired style prompt. While other methods may generate a stronger style (e.g., PureStyle) than our method, their generated styled images do not preserve the original content, resulting in a low CA-Style score. Similarly, our method also achieves the second-highest SA-Content score, demonstrating that the original content is well-preserved across different styles. In the overall aesthetic rating, we score 3.46, which is higher than most of the compared methods. Overall, we achieve an average score of 3.58, showcasing the superior ability of Artist in aesthetic-level text-driven stylization.

5. Analysis and Discussion

5.1. Comparison with Other Control Methods

We evaluate the effectiveness of the proposed content control method in achieving aesthetically fine-grained content control. Specifically, we compare our control method with the Plug-and-Play control and ControlNet approaches. The different control strengths are achieved by varying the number of injection layers for our method and the Plug-and-Play method. For ControlNet, we evenly sample control strength in the range $[0, 2]$ using the same seed. As illustrated in Fig. 6, our method provides a smooth and consistent transition with increasing control strength. It not only stylizes appearance at different levels of detail but also produces style-related content modifications (e.g., geometric shapes

in “Cubism”), fulfilling the requirement of aesthetic-level control. In contrast, the control of the compared methods is rigid and does not allow for style-related content changes that match the prompt style. The Plug-and-Play content control entangles appearance, leading to reconstruction-like results at high control strengths. Meanwhile, the pixel-level constraints in ControlNet omit the fine-grained semantic information in the content image, resulting in a loss of original appearance on objects and background.

5.2. Effect of Content and Style Delegations

The proposed content and style delegations provide explicitly disentangled control over the entire diffusion process, allowing strong style strength and content preservation simultaneously. In this section, we study the effect of our delegations through ablation. Specifically, we ablate each delegation and calculate the perceptual distances, prompt alignment, and style strength of the stylization result x_0 , which are measured as LPIPS, CLIP Alignment and CLIP Style Score, respectively. The results are summarized in Tab. 2. Adding the content delegation reduces the perceptual distance while not compromising stylization strength. This is achieved by only suppressing the generation of style-irrelevant content throughout the entire denoising process. Similarly, the style delegation injects style guidance into the main branch with minimal influence on content integrity. Overall, the results suggest that the control via the proposed delegations is disentangled and effective.

Method ($\tau = T$)	LPIPS ↓	CLIP Alignment ↑	CLIP Score ↑
w/o content delegation	0.74	28.38	0.52
w/o style delegation	0.44	21.17	0.10
Full	0.62	28.33	0.52

Table 2. **Ablation on delegation branches.** Content delegation reduces the perceptual distance while not affecting style strength. Adding the style delegation boost stylization strength.

5.3. Effect of Proposed Content and Style Control

We visualize the effectiveness of the proposed content and style control method. Specifically, the C2S query injection allows the style delegation to be aware of the content during cross-attention. We find that this operation greatly suppresses the generation of style-irrelevant content during the denoising of the style delegation, which also affects the corresponding region of the main branch. Additionally, it also makes the style stronger and more evenly distributed over the image. We hypothesize that this is caused by better spatial alignment of content and style. For example, in Fig. 5-(a), without C2S, the style delegation may generate irrelevant content, resulting in artifacts in the corresponding region of the stylized image. Adding C2S leads to a more artifact-free and more evenly distributed stylization

strength.

We also compare the proposed hidden feature injection with Plug-and-Play-style injection [32] by ablating different content control designs and measuring how content and style could change under different numbers of control layers. As visualized in Fig. 5-b, the proposed control is more flexible and fine-grained, while the Plug-and-Play control is less flexible. Specifically, the content control in Plug-and-Play is already strong with a single control layer 4; adding even more layers makes the stylized image very similar to the content image. This is reflected horizontally, where adding more stylization control still leads to poor stylization strength. By comparison, our method is more flexible, allowing the content control to change smoothly (reflected as vertically shrinking size of the blue bubble from bottom to top). It also allows a smooth control of stylization strength (reflected as horizontally expanding size of the pink bubble from left to right).

5.4. Analysis on the Content-to-Style injection

As discussed in the previous sections, we view style generation as a composition of content-related and content-unrelated components. To achieve content-aware style generation, we apply C2S injection to the early layers of the U-Net decoder for all diffusion steps, which correspond to the low-frequency details of the content image. This design is crucial for achieving harmonious text-driven stylization, and we study its effect in this section.




Figure 7. **Comparison on different content-aware style generation method.** The propose C2S injection generate strong style while preserving content integrity. The prompt is “Detailed B&W pencil sketch, hatching style ”

The essence of C2S injection is to inject the content semantics into the cross-attention layer, which is responsible for style generation. An alternative approach is to preserve the content information by selecting an intermediate step from DDIM inversion $\mathbf{x}_\tau, \tau < T$, instead of starting from $\mathbf{x}_T^* \sim \mathcal{N}(0, \mathbf{I})$ as our full method does. In this case, the style cross-attention in the delegation could produce localized guidance to the main branch, since it shares the same starting point as the main branch. However, we argue that this scheme is sub-optimal in two aspects. First, intuitively, the content information is only recorded from T to τ , whereas the remaining trajectory from τ to 0 remains

uncontrolled, potentially leading to misalignment with the original content. Second, as discussed in Sec. 3.3, starting from an intermediate τ would unavoidably sacrifice stylization strength. As exemplified in Fig. 7, starting with intermediate DDIM inversion causes the appearance of the content image to leak into the stylization result. In the provided example, the brown color appears in both $\tau = 5$ and $\tau = 10$, and the strokes are blurry. By comparison, the full method with C2S injection successfully follows the prompt to generate clear pencil sketches in B&W color.



Figure 8. **Ablation on CFG weight.** Higher weight leads to stronger style both in terms of appearance and geometry. The prompt is “Expressionist painting by Edvard Munch, abstract.”

5.5. Effect of text-guidance

The proposed method uses a style delegation branch to inject text guidance, which is based on classifier-free guidance. In Fig. 8, we show that the stylization strength, both in terms of appearance and geometry, can be manipulated with different CFG weights.

Aligning deep models with human aesthetic preferences remains a challenging task. Despite the improved alignment we observed in large VLMs compared to CLIP, there are still instances where the GPT assigns high scores to images that do not appear visually pleasing to humans. We believe that incorporating human preference signals into the training loop [21] could be a promising direction for achieving better aesthetic alignment.

6. Conclusion

In this paper, we have investigated the entanglement of content and style in the diffusion process and characterized the inherent dilemma in controlling them. To address this issue, we propose separating the content and style generation via delegation branches, whose features are used to control the main stylization branch without any training or adapters. We have also proposed using VLMs to evaluate the aesthetic-level quality of stylized images. Extensive experiments have demonstrated that our method excels in aligning images with the prompt guidance and preserving content integrity accordingly. Furthermore, we have shown that the proposed method is highly controllable for different levels of control strength. We believe **Artist** could serve as a strong baseline for text-driven stylization and inspire diffusion-based stylization methods in a general sense.

References

- [1] Josh Achiam, Steven Adler, Sandhini Agarwal, Lama Ahmad, Ilge Akkaya, Florencia Leoni Aleman, Diogo Almeida, Janko Altenschmidt, Sam Altman, Shyamal Anadkat, et al. Gpt-4 technical report. *arXiv preprint arXiv:2303.08774*, 2023. 6
- [2] Tim Brooks, Aleksander Holynski, and Alexei A Efros. Instructpix2pix: Learning to follow image editing instructions. In *Proceedings of the IEEE/CVF Conference on Computer Vision and Pattern Recognition*, pages 18392–18402, 2023. 7
- [3] Jiwoo Chung, Sangeek Hyun, and Jae-Pil Heo. Style injection in diffusion: A training-free approach for adapting large-scale diffusion models for style transfer. In *Proceedings of the IEEE/CVF Conference on Computer Vision and Pattern Recognition*, pages 8795–8805, 2024. 3
- [4] Martin Nicolas Everaert, Marco Bocchio, Sami Arpa, Sabine Süsstrunk, and Radhakrishna Achanta. Diffusion in style. In *Proceedings of the IEEE/CVF International Conference on Computer Vision*, pages 2251–2261, 2023. 3
- [5] Stanislav Fort. Pixels still beat text: Attacking the openai clip model with text patches and adversarial pixel perturbations, 2021. 6
- [6] Rinon Gal, Yuval Alaluf, Yuval Atzmon, Or Patashnik, Amit H Bermano, Gal Chechik, and Daniel Cohen-Or. An image is worth one word: Personalizing text-to-image generation using textual inversion. *arXiv preprint arXiv:2208.01618*, 2022. 3
- [7] Rinon Gal, Or Patashnik, Haggai Maron, Amit H Bermano, Gal Chechik, and Daniel Cohen-Or. Stylegan-nada: Clip-guided domain adaptation of image generators. *ACM Transactions on Graphics (TOG)*, 41(4):1–13, 2022. 3
- [8] Sara Ghazanfari, Siddharth Garg, Prashanth Krishnamurthy, Farshad Khorrami, and Alexandre Araujo. R-lpips: An adversarially robust perceptual similarity metric. *arXiv preprint arXiv:2307.15157*, 2023. 6
- [9] Amir Hertz, Ron Mokady, Jay Tenenbaum, Kfir Aberman, Yael Pritch, and Daniel Cohen-Or. Prompt-to-prompt image editing with cross attention control. *arXiv preprint arXiv:2208.01626*, 2022. 3, 5, 7
- [10] Amir Hertz, Kfir Aberman, and Daniel Cohen-Or. Delta denoising score. In *Proceedings of the IEEE/CVF International Conference on Computer Vision*, pages 2328–2337, 2023. 3
- [11] Amir Hertz, Andrey Voynov, Shlomi Fruchter, and Daniel Cohen-Or. Style aligned image generation via shared attention. In *Proceedings of the IEEE/CVF Conference on Computer Vision and Pattern Recognition*, pages 4775–4785, 2024. 1, 2, 3, 5
- [12] Jonathan Ho and Tim Salimans. Classifier-free diffusion guidance. *arXiv preprint arXiv:2207.12598*, 2022. 3
- [13] Nisha Huang, Yuxin Zhang, Fan Tang, Chongyang Ma, Haibin Huang, Weiming Dong, and Changsheng Xu. Diffstyler: Controllable dual diffusion for text-driven image stylization. *IEEE Transactions on Neural Networks and Learning Systems*, 2024. 1, 5, 7
- [14] Xun Huang and Serge Belongie. Arbitrary style transfer in real-time with adaptive instance normalization. In *Proceedings of the IEEE international conference on computer vision*, pages 1501–1510, 2017. 1, 3, 4, 5
- [15] Ruixiang Jiang, Can Wang, Jingbo Zhang, Menglei Chai, Mingming He, Dongdong Chen, and Jing Liao. Avatarcraft: Transforming text into neural human avatars with parameterized shape and pose control. In *Proceedings of the IEEE/CVF International Conference on Computer Vision*, pages 14371–14382, 2023. 3
- [16] Xuan Ju, Ailing Zeng, Yuxuan Bian, Shaoteng Liu, and Qiang Xu. Direct inversion: Boosting diffusion-based editing with 3 lines of code. *arXiv preprint arXiv:2310.01506*, 2023. 3
- [17] Nicholas Kolkin, Jason Salavon, and Gregory Shakhnarovich. Style transfer by relaxed optimal transport and self-similarity. In *Proceedings of the IEEE/CVF conference on computer vision and pattern recognition*, pages 10051–10060, 2019. 3
- [18] Dmytro Kotovenko, Artsiom Sanakoyeu, Sabine Lang, and Bjorn Ommer. Content and style disentanglement for artistic style transfer. In *Proceedings of the IEEE/CVF international conference on computer vision*, pages 4422–4431, 2019. 4
- [19] Gihyun Kwon and Jong Chul Ye. Clipstyler: Image style transfer with a single text condition. In *Proceedings of the IEEE/CVF Conference on Computer Vision and Pattern Recognition*, pages 18062–18071, 2022. 1, 3, 5, 6, 7
- [20] Yanghao Li, Naiyan Wang, Jiaying Liu, and Xiaodi Hou. Demystifying neural style transfer. *arXiv preprint arXiv:1701.01036*, 2017. 4
- [21] Youwei Liang, Junfeng He, Gang Li, Peizhao Li, Arseniy Klimovskiy, Nicholas Carolan, Jiao Sun, Jordi Pont-Tuset, Sarah Young, Feng Yang, et al. Rich human feedback for text-to-image generation. In *Proceedings of the IEEE/CVF Conference on Computer Vision and Pattern Recognition*, pages 19401–19411, 2024. 9
- [22] Oscar Michel, Roi Bar-On, Richard Liu, Sagie Benaim, and Rana Hanocka. Text2mesh: Text-driven neural stylization for meshes. In *Proceedings of the IEEE/CVF Conference on Computer Vision and Pattern Recognition*, pages 13492–13502, 2022. 3
- [23] Sicheng Mo, Fangzhou Mu, Kuan Heng Lin, Yanli Liu, Bochen Guan, Yin Li, and Bolei Zhou. Freecontrol: Training-free spatial control of any text-to-image diffusion model with any condition. In *Proceedings of the IEEE/CVF Conference on Computer Vision and Pattern Recognition*, pages 7465–7475, 2024. 3
- [24] Ron Mokady, Amir Hertz, Kfir Aberman, Yael Pritch, and Daniel Cohen-Or. Null-text inversion for editing real images using guided diffusion models. In *Proceedings of the IEEE/CVF Conference on Computer Vision and Pattern Recognition*, pages 6038–6047, 2023. 3, 7
- [25] Ben Poole, Ajay Jain, Jonathan T Barron, and Ben Mildenhall. Dreamfusion: Text-to-3d using 2d diffusion. *arXiv preprint arXiv:2209.14988*, 2022. 3
- [26] Alec Radford, Jong Wook Kim, Chris Hallacy, Aditya Ramesh, Gabriel Goh, Sandhini Agarwal, Girish Sastry, Amanda Askell, Pamela Mishkin, Jack Clark, et al. Learning transferable visual models from natural language supervi-

- sion. In *International conference on machine learning*, pages 8748–8763. PMLR, 2021. 6
- [27] Aditya Ramesh, Prafulla Dhariwal, Alex Nichol, Casey Chu, and Mark Chen. Hierarchical text-conditional image generation with clip latents. *arXiv preprint arXiv:2204.06125*, 1(2):3, 2022. 1
- [28] Robin Rombach, Andreas Blattmann, Dominik Lorenz, Patrick Esser, and Björn Ommer. High-resolution image synthesis with latent diffusion models. In *Proceedings of the IEEE/CVF conference on computer vision and pattern recognition*, pages 10684–10695, 2022. 1
- [29] Artsiom Sanakoyeu, Dmytro Kotovenko, Sabine Lang, and Bjorn Ommer. A style-aware content loss for real-time hd style transfer. In *proceedings of the European conference on computer vision (ECCV)*, pages 698–714, 2018. 1, 4, 6
- [30] Chaehan So. Measuring aesthetic preferences of neural style transfer: More precision with the two-alternative-forced-choice task. *International Journal of Human–Computer Interaction*, 39(4):755–775, 2023. 6
- [31] Jiaming Song, Chenlin Meng, and Stefano Ermon. Denoising diffusion implicit models. *arXiv preprint arXiv:2010.02502*, 2020. 3, 7
- [32] Narek Tumanyan, Michal Geyer, Shai Bagon, and Tali Dekel. Plug-and-play diffusion features for text-driven image-to-image translation. In *Proceedings of the IEEE/CVF Conference on Computer Vision and Pattern Recognition*, pages 1921–1930, 2023. 2, 3, 5, 7, 9
- [33] Can Wang, Ruixiang Jiang, Menglei Chai, Mingming He, Dongdong Chen, and Jing Liao. Nerf-art: Text-driven neural radiance fields stylization. *IEEE Transactions on Visualization and Computer Graphics*, 2023. 3, 6
- [34] Zhizhong Wang, Zhanjie Zhang, Lei Zhao, Zhiwen Zuo, Ailin Li, Wei Xing, and Dongming Lu. Aesust: towards aesthetic-enhanced universal style transfer. In *Proceedings of the 30th ACM International Conference on Multimedia*, pages 1095–1106, 2022. 6
- [35] Zhizhong Wang, Lei Zhao, and Wei Xing. Stylediffusion: Controllable disentangled style transfer via diffusion models. In *Proceedings of the IEEE/CVF International Conference on Computer Vision*, pages 7677–7689, 2023. 4
- [36] Jinheng Xie, Yuexiang Li, Yawen Huang, Haozhe Liu, Wentian Zhang, Yefeng Zheng, and Mike Zheng Shou. Boxdiff: Text-to-image synthesis with training-free box-constrained diffusion. In *Proceedings of the IEEE/CVF International Conference on Computer Vision*, pages 7452–7461, 2023. 3
- [37] Lvmin Zhang, Anyi Rao, and Maneesh Agrawala. Adding conditional control to text-to-image diffusion models. In *Proceedings of the IEEE/CVF International Conference on Computer Vision*, pages 3836–3847, 2023. 1, 3, 7
- [38] Richard Zhang, Phillip Isola, Alexei A Efros, Eli Shechtman, and Oliver Wang. The unreasonable effectiveness of deep features as a perceptual metric. In *Proceedings of the IEEE conference on computer vision and pattern recognition*, pages 586–595, 2018. 1, 3, 6
- [39] Yuxin Zhang, Nisha Huang, Fan Tang, Haibin Huang, Chongyang Ma, Weiming Dong, and Changsheng Xu. Inversion-based style transfer with diffusion models. In *Proceedings of the IEEE/CVF conference on computer vision and pattern recognition*, pages 10146–10156, 2023. 1
- [40] Yuxin Zhang, Fan Tang, Weiming Dong, Haibin Huang, Chongyang Ma, Tong-Yee Lee, and Changsheng Xu. A unified arbitrary style transfer framework via adaptive contrastive learning. *ACM Transactions on Graphics*, 42(5):1–16, 2023. 4
- [41] Guangcong Zheng, Xianpan Zhou, Xuwei Li, Zhongang Qi, Ying Shan, and Xi Li. Layoutdiffusion: Controllable diffusion model for layout-to-image generation. In *Proceedings of the IEEE/CVF Conference on Computer Vision and Pattern Recognition*, pages 22490–22499, 2023. 3