

# Dots and Boxes on Certain Families of Graphs

Vedant Aryan\*, Alana Palmer†, Alexander Skula‡, Matthew Woolbert§,  
Joshua Zelinsky¶

## Abstract

We investigate the Dots and Boxes game, also known as “Strings and Coins,” for certain specific families of graphs. These include complete graphs, wheel graphs, and friendship graphs.

## Introduction

The traditional Dots and Boxes game involves two players taking turns drawing line segments between adjacent dots on a fixed grid. The objective is to complete the boundaries of boxes to claim them. Whenever a player completes a box, they earn a point and must draw another line segment.

This game can be represented as a graph by replacing each box with a vertex and each line segment with an edge connecting the corresponding vertices. A line on the boundary corresponds to a self-loop.

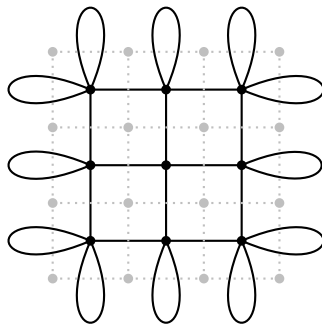


Figure 1: Example of Reimplementation of Dots and Boxes

In the graph version of the game, players take turns removing edges. Whenever all the edges connected to a given vertex are removed, the player earns a point and must take another edge.

This variant of Dots and Boxes has been studied since the early 2000s, with the most notable work being the book “The Dots and Boxes Game” by Elwyn Berlekamp [1]. This graph version of the game is sometimes called “Strings and Coins,” where each vertex is imagined as a coin and each edge as a string that needs to be cut.

When playing the game on a graph, one does not need to restrict to a graph that correspond to actual grids, although it is assumed that in the starting configuration, every vertex has a non-zero degree. Prior work has studied the computational complexity of this game with an arbitrary starting graph. In particular, Demaine and Diomidova [2] proved that determining the winner of this game is strongly PSPACE-complete.

The main tactic of their argument is to examine a closely related game where the player who makes the last move loses. This game, called Nimstring, can be embedded into the Dots and Boxes game. Given a graph  $G$ , one can create a new graph  $H$  by taking the disjoint union of  $G$  a very large cycle

\*va0200@princeton.edu

†alanapalmer13@gmail.com

‡askula25@students.hopkins.edu

§matthew.k.woolbert@gmail.com

¶jzelinsky@hopkins.edu

graph  $C$  with more vertices than the rest of  $G$ . Whoever cuts the very large cycle first will lose. Thus, the player who moves last on  $G$  is forced to cut  $C$ , ensuring that the other player wins the overall game.

A similar but distinct proof that the game is PSPACE-complete was also given by Buchin, Hagedoorn, Kostitsyna, and van Mulken [3].

The approach of this paper is to examine various families of graphs and determine the winner within those families, rather than considering the general game. In this context, it bears some similarity to a prior paper by Jobson, Sledd, White, and Wildstrom [4] who determined the winner for various subgraphs of the standard Dots and Boxes game. Among other results, they proved a conjecture by Nowakowski and Ottaway (see pg. 470 of [5]) showing that the related game of Dots and Triangles, played on a triangular grid with two rows and  $n + 1$  columns of vertices, is a first player win. They also proved that in Dots and Boxes with two rows of dots and  $n + 1$  columns, the first player can at least force a tie.

Unlike their work, this paper examines graph families that generally do not arise from a standard grid. The families investigated here include loopy stars, loopy trees, complete graphs, complete bipartite graphs, friendship graphs, wheel graphs, and hypercubes. For some of these families, we provide complete proofs of their general behavior. For others, we offer conjectures based on data from many cases. We have complete descriptions with proofs of the winners for loopy stars, loopy trees, and friendship graphs. We have conjectured behavior for complete graphs, wheel graphs, and hypercubes. In the case of wheel graphs, we also outline what we hope might be developed into a proof of the conjectured behavior by connecting them to certain other graph families.

We will refer to a graph as a “first player win” graph if the first player wins the corresponding game, a “second player win” graph if the second player wins the corresponding game, and a “tie” graph if the game ends in a tie.

Certain graph families are essentially trivial. If  $G$  is a tree, then it is a first player win, as the first player can take all vertices. If  $G$  is a cycle, then it is a second player win, since after the first player takes an edge, the remaining graph is a tree, leaving the first player with no advantageous moves. This observation about cycles is noted in Berlekamp’s work.

The relationship between the winner on similar graphs can be subtle. For example, one might conjecture that if  $G$  is a graph, adding a single loop to an existing vertex will always swap the winner. However, this is not necessarily the case. A counterexample is a  $C_5$  with a single loop attached to one vertex. This graph is a first player win. If a loop is added to one of the two vertices adjacent to the vertex with the existing loop, the first player can still win by taking the edge between the two vertices with loops. However, if a graph  $G$  is a second player win, then adding a single loop to an existing vertex in  $G$  always makes it a first player win, because the first player can take the loop and then play as the second player on the reduced graph.

## 1 Preliminaries

Berlekamp discussed that the winner on a cycle  $C_n$  is always Player 2. After Player 1 makes the first move, the cycle becomes a path, allowing Player 2 to take all the remaining vertices. Player 2 also wins on disconnected unions of cycles where each cycle has a length of at least 8. After Player 1 transforms one of the cycles into a path with the first move, Player 2 continues to take edges and vertices until only a  $P_3$  (a path with three vertices) remains. Player 2 then takes the middle edge, leaving Player 1 to remove the two remaining edges and take four vertices. At this point, each player has taken four vertices. Player 1 must then break another large cycle, and Player 2 can repeat this strategy until Player 1 breaks the final cycle, at which point Player 2 can take all the remaining vertices and win.

The winner on any tree is always Player 1. Every tree has at least two leaves, so Player 1 can always remove a leaf and take the vertex it exposes. Player 1 can continue this strategy on the remaining tree until all vertices are taken. Similarly, in forests Player 1 can employ the same leaf-removal strategy on each tree, ultimately taking all the vertices.

## 2 Computations

We developed an algorithm that, given a graph, determines the winner and calculates the best score they can achieve. The algorithm was implemented in Python using the NetworkX library, which is designed for graph theory applications.

The program uses canonical representations of graph families such as complete graphs, wheel graphs, friendship graphs, and hypercubes. It is also capable of handling custom graph types by dynamically generating these structures based on input edges.

The software operates by taking a graph structure as input and recursively evaluating each possible move. It employs memoization to check for previously calculated outcomes of graph configurations, thereby reducing redundant computations. This approach allows for a more efficient exploration of outcomes across various graph configurations compared to a naive, brute-force method.

The software is available on our GitHub page [6].

We will discuss empirical results for each graph family in their corresponding sections.

## 3 Friendship Graphs

Friendship graphs, denoted as  $F_n$ , are formed by  $n$  copies of  $K_3$  all sharing a single vertex.

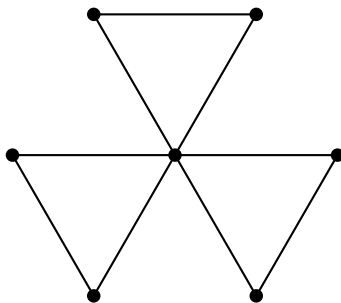


Figure 2: An example of a Friendship Graph  $F_3$  consisting of three  $K_3$ s sharing a common center vertex.

**Theorem 1.** *In a game played on a friendship graph  $F_n$ , the winner alternates between Player 1 and Player 2, with Player 1 winning by one point for even  $n$ , and Player 2 winning by three points for odd  $n$ .*

*Proof.* The friendship graph  $F_1$  is a single  $K_3$ , so Player 2 wins with a final score of (0, 3). For  $F_2$ , Player 1 wins with a final score of (3, 2) by taking one of the edges that are not connected to the center vertex. This forces Player 2 to take two vertices and then play on a  $F_1$ , leaving the remaining three for Player 1. At the start of the game on a friendship graph, Player 1 has to break one of the  $K_3$ s. If Player 1 won on the previous graph, Player 2 can take the two points from the broken  $K_3$  and then become Player 1 on the remaining graph, but with an additional 2 points. Conversely, if Player 2 won the previous graph, Player 1 can force Player 2 to take the two points and then become Player 1 on the remaining graph by taking the edge not connected to the center vertex. Since Player 1 wins  $F_2$  by one point, Player 2 will win  $F_3$  by three points, Player 1 will win  $F_4$  by one point, and this pattern continues.  $\square$

# of Triangles	Winner	Score
1	P2	(0 - 3)
2	P1	(3 - 2)
3	P2	(2 - 5)
4	P1	(5 - 4)
5	P2	(4 - 7)
6	P1	(7 - 6)
7	P2	(6 - 9)
8	P1	(9 - 8)

Table 1: Computed outcomes for Friendship Graphs based on the number of triangles.

## 4 Pinwheel Graphs

A Pinwheel Graph  $PW_n$  is formed by joining  $n$  copies of  $C_4$  to a single shared vertex.

**Theorem 2.** *In the Pinwheel graph game, Player 2 wins for all  $PW_n$  where  $n \geq 2$ , alternating between winning by one point for even  $n$  and winning by two points for odd  $n$ .*

*Proof.* We will prove this theorem by examining the winning strategies for Player 2 in various cases of  $PW_n$ .

**Case 1:**  $PW_1$  is isomorphic to  $C_4$ , which is known to be a Player 2 win with a score of (0, 4).

**Case 2:**  $PW_2$  is a Player 2 win with a score of (2, 5), as illustrated in Figure 3.

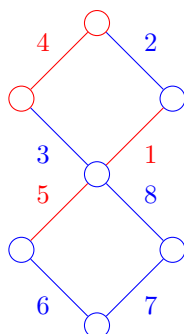


Figure 3: Winning strategy for Player 2 in  $PW_2$

**Case 3:**  $PW_3$  is a Player 2 win by two points. Player 2 can use the same “take one vertex, give up two” strategy that they used at the beginning of  $PW_2$ , leading to Player 2 winning by one less than they won by on  $PW_2$ .

**Case 4:**  $PW_4$  is a Player 2 win by one point. Player 2 has two winning strategies:

1. Repeat the “take one, lose two” strategy from  $PW_3$ .
2. Take all of the first cycle, becoming Player 1 on the previous graph ( $PW_3$ ) with three additional points. Since Player 1 lost  $PW_3$  by two points, Player 2 would win  $PW_4$  by one point.

**Induction Step:** For  $n \geq 5$ , Player 2 will alternate between winning by one point and winning by two points. Player 2 can always take all of the first cycle, becoming Player 1 on the previous graph ( $PW_{n-1}$ ) with three more points. Since Player 2 won  $PW_4$  by one point, they would win  $PW_5$  by two points using this strategy. For  $PW_6$ , Player 2 could either use the same strategy to win by one point, or they could use the “take one, lose two” strategy from  $PW_3$  and win by one point.

**Generalization:** For any  $PW_n$  where  $n$  is even and  $\geq 4$ , Player 2 will win by one point, and for  $PW_n$  where  $n$  is odd, Player 2 will win by two points. This is because Player 2 can always adopt the strategy of taking all vertices of the first cycle, thereby transforming the game into the  $PW_{n-1}$  scenario with an advantageous lead. This strategy guarantees a win for Player 2 by leveraging the outcomes of the previous games and ensuring a consistent advantage.

Therefore, Player 2 can win on all Pinwheel graphs.  $\square$

# of Squares	Winner	Score
1	P2	(0 - 4)
2	P2	(2 - 5)
3	P2	(4 - 6)
4	P2	(6 - 7)
5	P2	(7 - 9)
6	P2	(9 - 10)
7	P2	(10 - 12)
8	P2	(12 - 13)

Table 2: Computed outcomes for Pinwheel Graphs based on the number of squares.

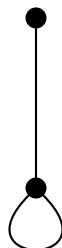
## 5 Loopy Stars

Loopy stars are a class of graphs characterized by a central vertex from which multiple branches emanate, each terminating in a loop. They are called loopy stars because they are star graphs with loops attached to each branch.

**Theorem 3.** *In loopy stars, the winner alternates based on the parity of the total number of vertices. Specifically, Player 1 wins by two points in loopy stars with an even number of vertices, while Player 2 wins by three points in loopy stars with an odd number of vertices.*

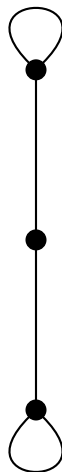
*Proof.* We break this situation into four cases, where the loopy star has 2 vertices (one loop), 3 vertices (two loops), four vertices (three loops), or  $n$  vertices (with  $n - 1$  loops).

**Case 1:** Consider a loopy star with 2 vertices, where the top vertex is connected to a single branch terminating in a loop.



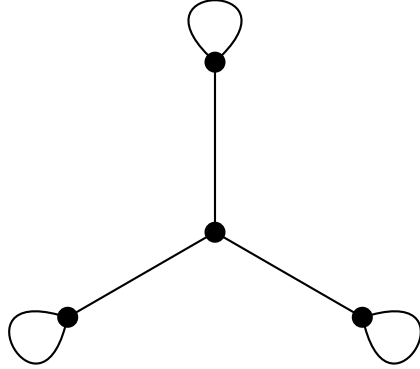
In this configuration, Player 1 can win by taking the edge and then the loop, resulting in a score of (2,0).

**Case 2:** A loopy star with 3 vertices, where two branches each terminate in a loop.



Player 2 wins this game with a score of  $(0, 3)$  since no matter what Player 1 does, it makes all of the vertices available for Player 2 to take.

**Case 3:** A loopy star with 4 vertices, with three branches each terminating in a loop.



Player 1 wins with a score of  $(3, 1)$  since Player 1's first move will leave a vertex vulnerable. Player 2 can then either take that vertex and become Player 1 on the previous loopy star, which was a Player 1 loss  $(0,3)$ , or leave the vertex and lose with a final score of  $(4,0)$ .

**Generalization:** Let  $L_{n-1}$  denote a loopy star graph with  $n - 1$  loops,  $n - 1$  edges, and  $n$  vertices, and let the score of the game on  $L_{n-1}$  be  $(x, y)$ . We will show that as we add more vertices to the loopy star, the winner alternates, and a pattern in the scores emerges.

Consider the game on  $L_n$ , the loopy star with  $n$  vertices. The first move of Player 1 can only be to remove a loop or an edge. Removing a loop leaves a free vertex, which Player 2 will capture, making the score  $(0, 1)$ . After this move, the graph essentially reduces to  $L_{n-1}$ , but with Player 2 now making the first move in this subgraph.

The key insight is that the score for  $L_n$  is derived from the score for  $L_{n-1}$ , but with the roles of the players switched and an additional point for Player 2. Therefore, the score for  $L_n$  becomes  $(y, x + 1)$ .

Starting with  $L_1$ , which has a score of  $(2, 0)$  in favor of Player 1, we can follow the pattern  $(2, 0) \rightarrow (0, 2 + 1) \rightarrow (3, 0 + 1) \rightarrow (1, 3 + 1) \rightarrow (4, 1 + 1)$  to see the alternation in winners and the incremental changes in the score. This pattern demonstrates that Player 1 wins  $L_{n-1}$  by 2 points, and Player 2 wins  $L_n$  by 3 points when  $n$  is odd. Conversely, when  $n$  is even, Player 1 wins by 2 points.

By induction, this establishes the cycle of Player 1 always winning by 2 points for even  $n$ , and Player 2 always winning by 3 points for odd  $n$ , thus proving the theorem.  $\square$

# of Vertices	Winner	Score
2	P1	$(2 - 0)$
3	P2	$(0 - 3)$
4	P1	$(3 - 1)$
5	P2	$(1 - 4)$
6	P1	$(4 - 2)$
7	P2	$(2 - 5)$
8	P1	$(5 - 3)$
9	P2	$(3 - 6)$
10	P1	$(6 - 4)$
11	P2	$(4 - 7)$
12	P1	$(7 - 5)$
13	P2	$(5 - 8)$

Table 3: Computed outcomes for Loopy Stars based on the number of vertices.


## 6 Double Loopy Stars

Double loopy stars are a variation of loopy stars where each branch terminates in two loops instead of one. We introduce the notation of a generalized loopy star  $L(x, y)$ , where  $x$  represents the number of outer vertices and  $y$  represents the number of loops at each outer vertex. Thus, the graph  $L(n, 1)$  is equivalent to  $L_n$ . In this section, we specifically classify  $L(n, 2)$ .

**Theorem 4.** *In double loopy star graph games, Player 2 wins all games except for the smallest graph,  $L(1, 2)$ , which results in a tie. Specifically, aside from  $L(1, 2)$  and  $L(2, 2)$ , where Player 2 wins by one point, Player 2 wins by two points when  $n$  is odd and by three points when  $n$  is even.*

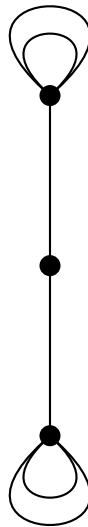
*Proof.* We analyze the outcomes of games played on small double loopy stars to discern a pattern that can be generalized.

**Case 1:** Consider the smallest double loopy star,  $L(1, 2)$ , which consists of a central vertex with a single branch terminating in two loops.



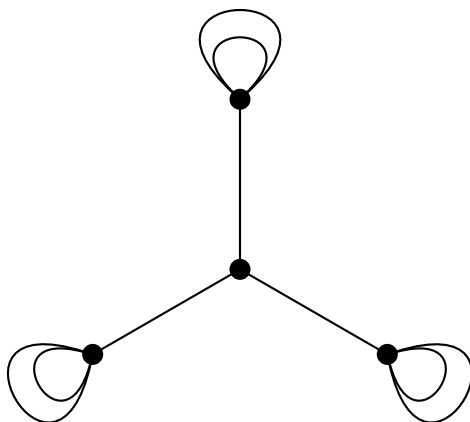
This configuration results in a tie with a score of  $(1, 1)$ , as Player 1 takes the first vertex, but then has to take one loop from the other vertex, allowing Player 2 to take it.

**Case 2:**  $L(2, 2)$ , the next largest graph, has two branches each terminating in two loops.



In  $L(2, 2)$ , Player 2 wins with a score of  $(1, 2)$ . Player 1's optimal move is to take one of the edges. Player 2 then takes the vertex and is forced to take a loop from one of the two remaining vertices. Player 1 then takes the vertex and a loop from the other vertex, giving Player 2 the final point.

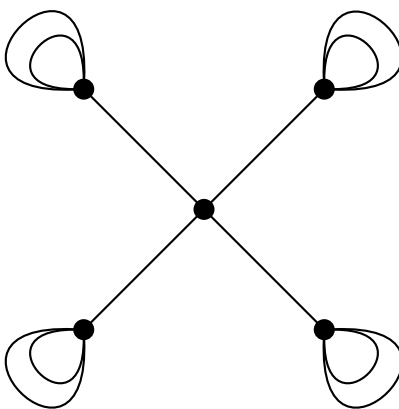
**Case 3:**  $L(3, 2)$ , with three branches each terminating in two loops.



In  $L(3, 2)$ , Player 2 wins with a score of  $(1, 3)$ . If Player 1 takes a loop, Player 2 takes an edge from a different vertex. Conversely, if Player 1 takes an edge, Player 2 takes a loop. Player 1 can then either take a loop from the untouched outer vertex, take an inner edge, or take the loop from the vertex that is already missing a loop.

If Player 1 takes the loop from the untouched vertex, Player 2 takes a loop from the vertex that is missing its edge. This allows Player 1 to take a point but then give up three points by playing on the remaining graph. If Player 1 takes any of the other moves mentioned, Player 2 takes two points and then begins playing on two disconnected vertices, each with two loops. This also results in a score of  $(1, 3)$ .

If Player 1 had instead taken from the disconnected vertex, Player 2 would have gained a point, taken the loop from the untouched vertex, and then Player 1 would have had to give up all remaining vertices, resulting in a score of  $(0, 4)$ .



$L(4, 2)$  is where Player 2 can begin implementing their winning strategy. Player 1 can either take a loop or an edge for their first move. Whatever move Player 1 takes, Player 2 will do the opposite on a different vertex. Neither player will play on a vertex more than once during these initial moves, as doing so would give the other player a vertex. Additionally, Player 1 giving up a vertex will not result in them becoming Player 2 on a smaller version of the graph; instead, it would result in them losing by one more point than they lost in the previous graph.



After each player has taken two moves,  $L(4, 2)$  will have two vertices missing one edge and two vertices missing one loop. At this point, neither player will take from the vertices that have one loop and one edge, as doing so would mean giving up both of those vertices as well as the central vertex. Instead, the players will alternate back and forth, taking vertices until one of them is forced to give up the three remaining vertices. Before this alternation, four moves will have been taken, meaning that Player 1 will move first and Player 2 will be the first to take a vertex. Player 1 then takes the next vertex and is forced to give up the three remaining vertices.

**Generalization:** This strategy works for the general case  $L(n, 2)$ . If Player 2 continues to take a loop when Player 1 takes an edge and takes an edge when Player 1 takes a loop, it will take  $n$  moves to reach a graph where each outer vertex has been played on once. There are then  $n - 2$  outer vertices that will be taken before someone has to give up the three vertices. Since the players alternate turns taking vertices, there are  $n + (n - 2)$  switches before someone has to give up the final three vertices. Since  $2n - 2$  is always even, Player 1 will always be the one who gives up the final three vertices.  $\square$

# of Vertices	Winner	Score
1	Tie	(1 - 1)
2	P2	(1 - 2)
3	P2	(1 - 3)
4	P2	(1 - 4)
5	P2	(2 - 4)
6	P2	(2 - 5)
7	P2	(3 - 5)
8	P2	(3 - 6)
9	P2	(4 - 6)
10	P2	(4 - 7)
11	P2	(5 - 7)
12	P2	(5 - 8)

Table 4: Computed outcomes for Double Loopy Stars based on the number of vertices.

## 7 Loopy Starlike Trees

Loopy starlike trees are an extension of loopy stars where the branches have more than one edge. These generalized loopy trees have a single central vertex, and if the branches are sufficiently long (with 4 or more vertices in a branch, excluding the center vertex), Player 2 always wins. This is because once Player 1 cuts an edge along a branch, Player 2 can capture the majority of the branch, leaving one edge for Player 1 and subsequently forcing them to move onto another branch, where the strategy repeats.

**Observation 5.** *For every loopy starlike tree  $L(n, 1, k)$ , with  $k$  being the length of each branch and  $k \geq 5$ , Player 2 wins for any  $n \geq 2$ .*

*Proof.* Given that each branch has a length of at least 5, when Player 1 cuts any edge on a branch, Player 2 can capture at least two vertices by strategically cutting edges and leaving one edge intact. Player 1, upon capturing this edge, gains two vertices and is forced to move onto a new branch, creating an opportunity for Player 2 to employ the same strategy. This process repeats until two branches remain. When Player 1 cuts an edge on one of these final branches, Player 2 captures all remaining vertices and secures the win.  $\square$

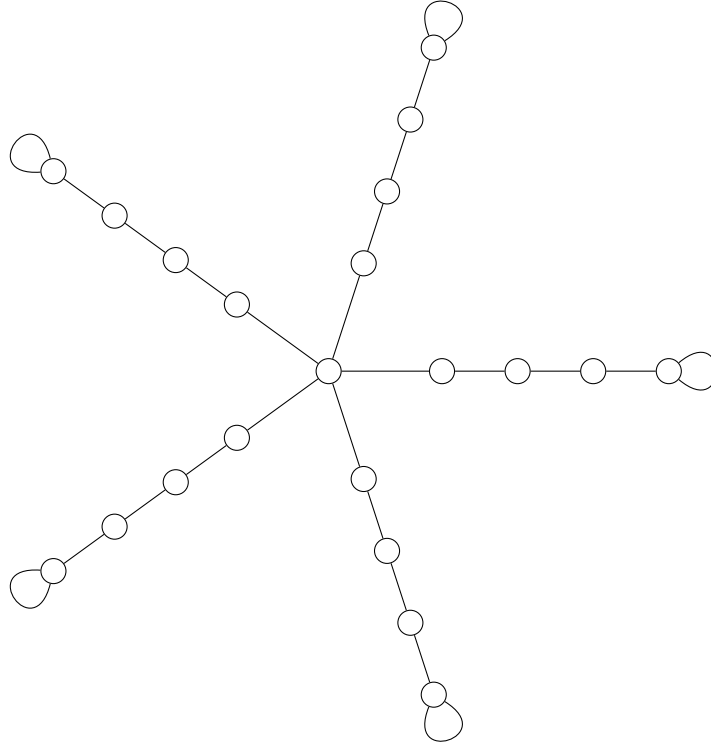


Figure 4: An example of a loopy starlike tree  $L(5, 1, 5)$ .

**Observation 6.** For  $L(n, 2, k)$ , with  $k \geq 5$ , the winner alternates between Player 1 and Player 2. Player 1 wins if  $n$  is odd, and Player 2 wins if  $n$  is even.

*Proof.* When a player cuts an edge on an untouched branch, the opponent can capture all edges in that branch, leaving behind a vertex with a loop, thus forcing the first player to move onto another branch. As a result, players will initially avoid cutting edges and instead remove loops from each branch. If the number of branches is odd, Player 1 can ensure that Player 2 is the first to move on an  $L(n, 1, k)$  configuration, which leads to a loss for Player 2. Conversely, if the number of branches is even, Player 2 can force a win.  $\square$

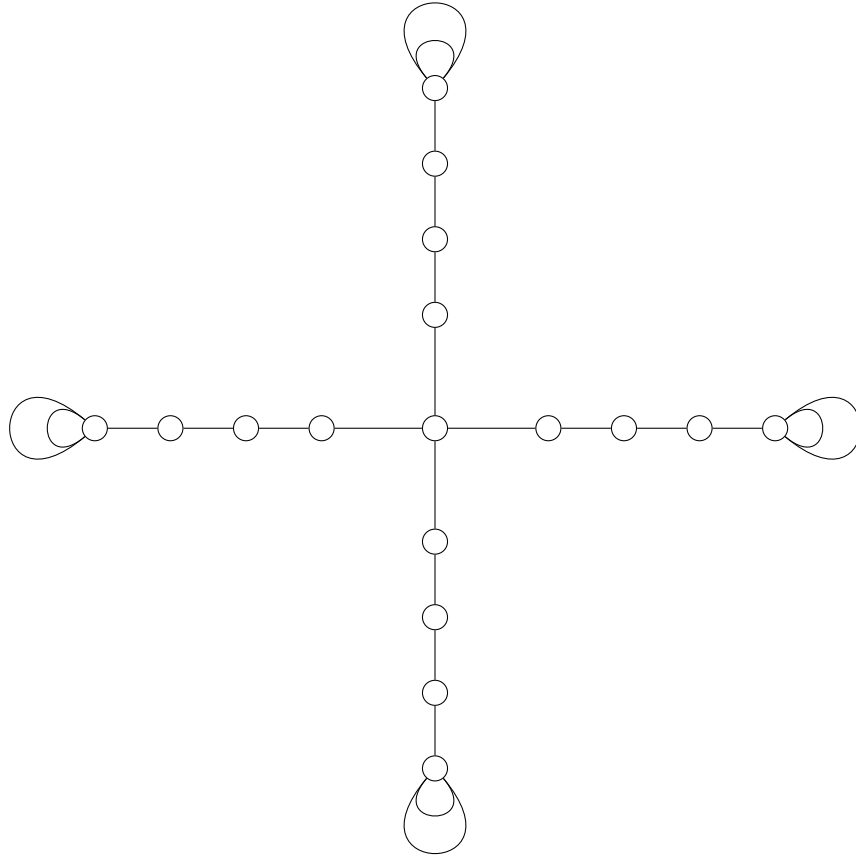


Figure 5: An example of a loopy starlike tree  $L(4, 2, 5)$ .

**Observation 7.** For  $L(n, 3, k)$  with  $k \geq 5$ , Player 2 wins for any  $n$ .

*Proof.* Cutting an edge on a branch allows the opponent to capture all vertices in that branch, leaving behind a vertex with two loops. Therefore, Player 1's optimal initial move is to remove a loop. However, Player 2 will respond by taking the second loop on the same branch. This pattern continues on all branches until the graph is reduced to  $L(n, 1, k)$ , which results in a win for Player 2 for any number of branches  $n$ .  $\square$

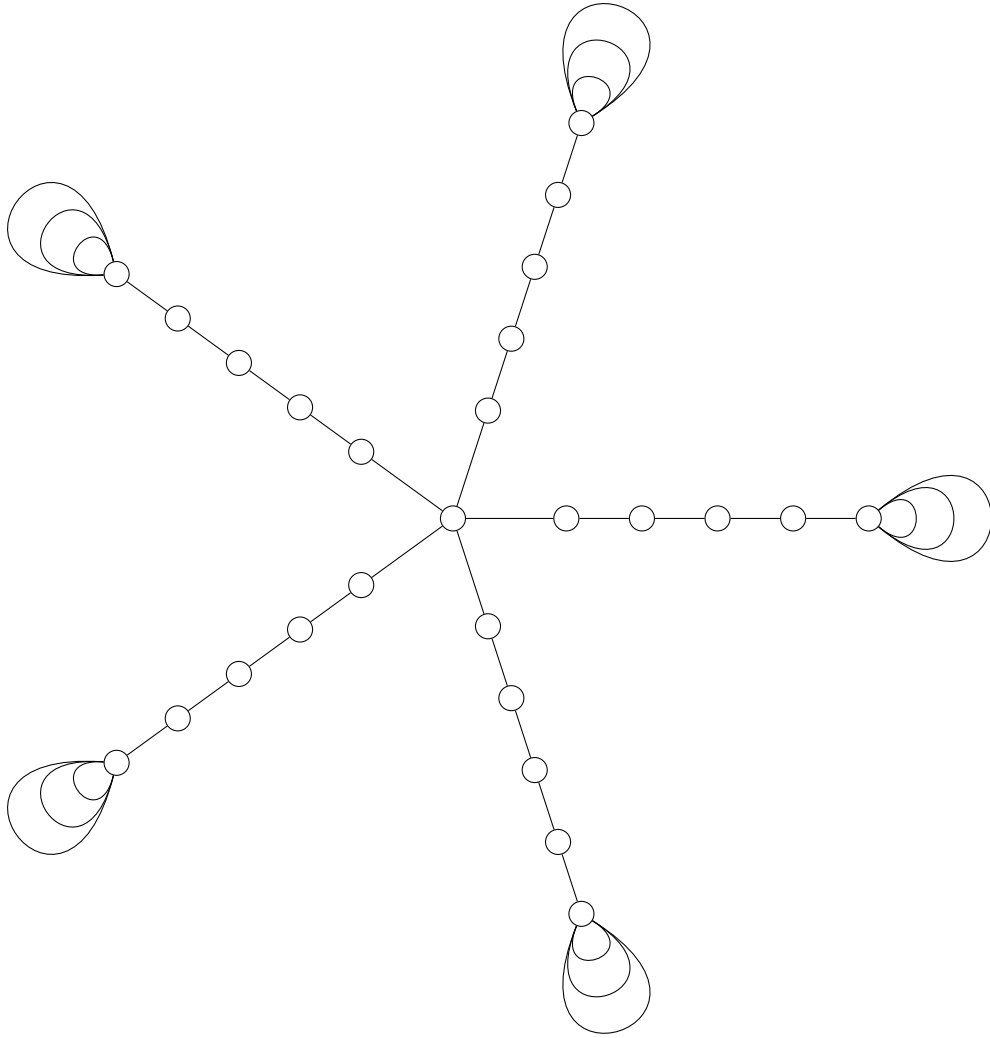


Figure 6: An example of a loopy starlike tree  $L(5, 3, 6)$ .

## 8 Complete Bipartite Graphs

Complete bipartite graphs, denoted by  $K(a, b)$ , are graphs whose vertices can be divided into two disjoint sets such that every vertex in one set is connected to every vertex in the other set, and there are no edges within a set. The study of competitive graph games on complete bipartite graphs reveals interesting patterns based on the sizes of the partite sets.

**Theorem 8.** *For all complete bipartite graphs  $K(a, b)$  where  $a = 1$  or  $b = 1$ , Player 1 wins.*

*Proof.* Any complete bipartite graph with a partite set containing only one vertex is isomorphic to a star graph. In such a graph, Player 1 can always win by taking all the edges connected to the center vertex, therefore isolating all vertices.  $\square$

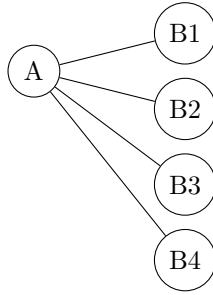


Figure 7: An example of a complete bipartite graph  $K(1,4)$ .

**Theorem 9.** *For complete bipartite graphs  $K(a,b)$  where  $a = 2$  or  $b = 2$ , the winner alternates between Player 1 and Player 2. Player 1 wins when the other partite set contains an odd number of vertices, and Player 2 wins when it contains an even number of vertices.*

*Proof.* Consider a complete bipartite graph  $K(a,b)$  where one partite set has size two. Initially, all vertices in the other set have degree two. When Player 1 makes the first move, it leaves one vertex with degree one. Player 2 can then capture this vertex and effectively reduce the game to a smaller bipartite graph.

This pattern continues with Player 1 and Player 2 trading points until the graph is reduced to  $K(2,2)$ , which is isomorphic to a cycle graph  $C_4$ . The player who makes the last move in  $C_4$  captures all four remaining vertices. If Player 2 is the last to play, they win by capturing the final four vertices. If Player 1 is the last to play, they win by capturing three vertices since Player 2 takes the first vertex.

Thus, the outcome of the game alternates based on the parity of the number of vertices in the partite set that is not of size two. When there is an odd number of vertices, Player 1 wins; when there is an even number, Player 2 wins.  $\square$

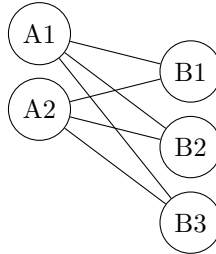


Figure 8: An example of a complete bipartite graph  $K(2,3)$ .

## 9 Other Graph Families

In this section, we present results about graph families where we do not have a complete description of their behavior.

### 9.1 Loopy Cycles

Loopy cycles, denoted as  $C_{(n,k)}$ , represent a graph where a large cycle  $C_n$  has  $k$  loops added to it. These loops are attached to consecutive vertices on the cycle. Our observations indicate a pattern where the winner alternates between Player 1 and Player 2 depending on the parity of  $k$ , the number of loops.

For  $C_{(n,1)}$ , Player 1 wins by taking the loop, thereby forcing Player 2 to break the cycle. This pattern of victory for Player 1 continues for  $C_{(n,2)}$ , where Player 1 can secure a win by taking the vertex connecting the two vertices with loops attached. However, the scenario shifts with  $C_{(n,3)}$ ,

favoring Player 2. This alternating pattern of victory based on the number of loops added provides a strategic layer to consider when approaching loopy cycles in gameplay.

Here is an example of a loopy cycle  $C_{(5,3)}$ :

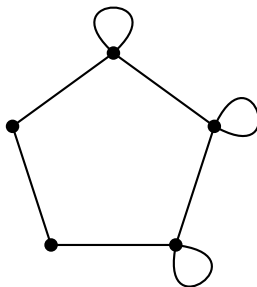


Figure 9: An example of a loopy cycle  $C_{(5,3)}$  with three loops added to consecutive vertices.

## 9.2 Wheel Graphs and $C_{n,a}$

The concept of wheel graphs closely relates to the structure of  $C_{(n,a)}$  graphs, where  $a$  loops are attached to a base cycle graph  $C_n$ . This family of graphs presents a unique challenge, as understanding the dynamics of  $C_{(n,a)}$  graphs can shed light on strategies for wheel graphs, particularly for  $C_{(n,n)}$ .

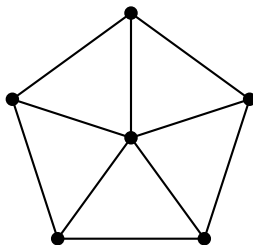


Figure 10: An example of a wheel graph with a cycle of 5 vertices and a central vertex connected to each vertex on the cycle.

Since  $C_{n,0}$  is just a cycle graph, it is a win for Player 2. However, as loops are added, the winning player alternates under certain conditions. Specifically,  $C_{n,1}$  and  $C_{n,2}$  favor Player 1, while  $C_{n,3}$  swings back to Player 2. This pattern suggests interplay between the number of loops and the winning prospects, with implications for finding the pattern for wheel graphs.

The table below summarizes the outcomes for wheel graphs with varying numbers of “spokes,” as calculated by the software.

# of Spokes	Winner	Score
3	P2	(0 - 4)
4	P1	(4 - 1)
5	P2	(2 - 4)
6	P1	(5 - 2)
7	P2	(2 - 6)
8	P1	(5 - 4)
9	P2	(4 - 6)
10	P1	(6 - 5)
11	P2	(5 - 7)
12	P1	(7 - 6)

Table 5: Computed outcomes for wheel graphs based on the number of spokes

### 9.3 Ferris Wheel Graphs

Ferris Wheel graphs share a close relationship with Wheel graphs since they can be created by taking away the center vertex from a Wheel and then turning the edges that were connected to the center vertex into loops on each of the outer vertices.

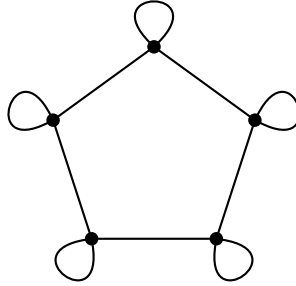


Figure 11: An illustration of a Ferris Wheel graph, showing a cycle with a central vertex connected to each vertex on the cycle and an additional edge to form a loop.

This similarity can also be seen in the scores of the Ferris Wheels and the Wheels. The Ferris Wheel scores are the same as Wheel scores, but with one additional point given to the winner of each graph, which is likely the center vertex. Additionally, the pattern of Ferris Wheels changes at  $FW_8$  in the same way that the Wheel pattern changes at  $W_8$ . Therefore, Ferris Wheels could be used to find the pattern for Wheel graphs.

# of Vertices	Winner	Score
3	P2	(0 - 3)
4	P1	(3 - 1)
5	P2	(2 - 3)
6	P1	(4 - 2)
7	P2	(2 - 5)
8	Tie	(4 - 4)
9	P2	(4 - 5)
10	Tie	(5 - 5)
11	P2	(5 - 6)

Table 6: Computed outcomes for Ferris Wheel graphs based on the number of vertices.

### 9.4 Balloon Paths

Balloon Paths, another intriguing graph family, extend the concept of path graphs by incorporating loops at vertices. They are similar to Ferris Wheels, but with one less edge connecting the two end vertices. This similarity is shown through the scores of Balloon Paths and Ferris Wheels starting with  $BP_7$  and  $FW_7$ . The Balloon Path score is the same as the Ferris Wheel score, but with the players swapped. This suggests that Balloon Paths can be used to find the Ferris Wheel pattern, which can then be applied to Wheels.




Figure 12: An illustration of a Balloon Path graph, showing a path with a loop at each vertex.

While a comprehensive proof is pending, our preliminary analysis based on induction and game simulations suggests a pattern tied to the parity of the number of vertices in the Balloon Path.

For even-numbered Balloon Paths, it appears that the game results in a tie, with players effectively canceling out each other's advantages by splitting the graph into subgraphs where they each have a winning strategy. For odd-numbered Balloon Paths, the winning margin alternates, offering Player 1 a potential win by a margin of one or three. However, this is still conjectural. We can at least prove the following.

**Proposition 10.** *When  $n$  is even, Player 1 may force a tie on  $BP_n$ .*

*Proof.* Player 1 is able to force a tie on an even balloon path by taking the center edge, creating two identical smaller balloon paths. Player 1 then mirrors Player 2's moves, where for each move Player 2 makes, Player 1 makes the same move on the other copy of that balloon path, with the exception is that if Player 2 offers a vertex for Player 1 to take, Player 1 should take that vertex and then make the same offer. Due to the symmetry player 2 cannot win.  $\square$

Note that the proof of Proposition 10 is only very weakly using that the graph is a balloon path. We have the more general following proposition using the same argument.

**Proposition 11.** *Let  $G$  be a graph where every vertex has degree at least 2, and let  $H$  be a graph made from taking two copies of  $G$  and connecting them by a single edge (not necessarily copied at the corresponding vertex). Then Player 1 may force a tie on  $H$ .*

*Proof.* The proof is essentially the same argument as with Proposition 10. Player 1 takes the connecting edge, and then mirrors each move Player 2 makes with the exception of when offered a vertex, they take it and then make the symmetric offer. Note that we are using that every vertex is of degree 2 to make sure that Player 2 cannot take any vertices on their first move.  $\square$

# of Vertices	Winner	Score
3	P1	(3 - 0)
4	Tie	(2 - 2)
5	P1	(3 - 2)
6	Tie	(3 - 3)
7	P1	(5 - 2)
8	Tie	(4 - 4)
9	P1	(5 - 4)
10	Tie	(5 - 5)
11	P1	(6 - 5)
12	Tie	(6 - 6)
13	P1	(7 - 6)

Table 7: Computed outcomes for Balloon Path graphs based on the number of vertices.

## 9.5 Complete Graphs

Complete graphs, denoted as  $K_n$ , are characterized by each vertex being connected to every other vertex. One might hope that the analysis of complete graphs would be relatively straightforward due to their high level of symmetry. While there does seem to be an empirically simple pattern, proving this pattern has proven to be difficult.

Table 8 shows the data for  $K_n$ . From the data, it appears that  $K_n$  is a Player 1 win when  $n \equiv 1$  or  $2 \pmod{4}$ , and a Player 2 win when  $n \equiv 0$  or  $3 \pmod{4}$ .



# of Vertices	Winner	Score
1	P1	(2 - 0)
2	P1	(2 - 0)
3	P2	(0 - 3)
4	P2	(0 - 4)
5	P1	(4 - 1)
6	P1	(5 - 1)
7	P2	(2 - 5)
8	P2	(2 - 6)
9	P1	(7 - 2)
10	P1	(7 - 3)

Table 8: Computed outcomes for complete graphs based on the number of vertices and their congruence modulo 4.

More time and computing power would be needed to verify that this pattern persists beyond 10 vertices, as  $K_{11}$  is estimated to take 220 days to calculate with the current algorithm.

We can at least provide a plausibility argument that  $K_{4n}$  should be a Player 2 win. We split the vertices of  $K_{4n}$  into four sets,  $A$ ,  $B$ ,  $C$ , and  $D$ , each with the same number of vertices, and with each vertex associated with exactly one other vertex in the other three subsets.

We visualize the four sets as splitting up  $K_{4n}$  into quadrants, so we have the following picture.

$$\begin{array}{c|c} A & B \\ \hline C & D \end{array}$$

Player 2 then mirrors Player 1 in the following way: If Player 1 makes a move with both vertices in a set, Player 2 makes the mirror image move in the corresponding diagonal set (so sets  $A$  and  $D$  are associated, and sets  $B$  and  $C$  are associated). If Player 1 makes a move with vertices in different sets, Player 2 makes the same move in the pair of other sets.

The exception is that if Player 1 makes an offer, Player 2 accepts the offer and then makes the corresponding offer. Unless there is a forest at the end, in which case Player 2 takes everything. This strategy seems to force a Player 2 win, as the game will remain tied until there is a forest, where Player 2 will win.

The problem with this argument is what happens if, when Player 2 accepts an offer and then makes an offer, Player 1 does not accept the offer? In this case, there will be a break in symmetry, and the mirroring strategy no longer works. However, this means that for Player 1 to break the mirroring, they will need to have given up at least one vertex, which should put them at a disadvantage.

## 9.6 Petersen Graph

On the Petersen Graph, player 1 wins with a score of (9 - 1).

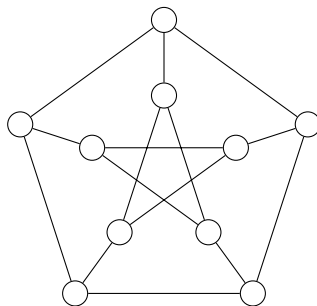


Figure 13: The Petersen Graph, illustrating the configuration used in the Dots and Boxes game where player 1 wins with a score of (9 - 1).

## 9.7 Hypercubes

Hypercubes, also known as  $n$ -dimensional cubes or  $n$ -cubes, are a family of graphs that generalize the notion of a cube to higher dimensions.

Here is an illustration of a 3-dimensional hypercube,  $Q_3$ :

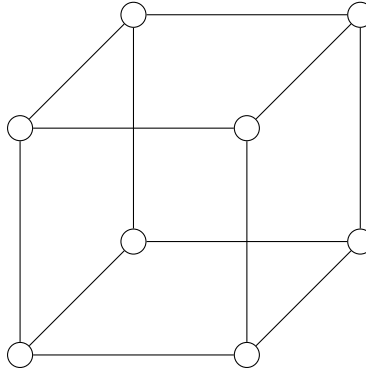


Figure 14: An illustration of a 3-dimensional hypercube,  $Q_3$ .

The table below summarizes the outcomes of games played on hypercubes with different dimensions.

# of Dimensions	Winner	Score
1	P1	(2 - 0)
2	P2	(0 - 4)
3	P2	(2 - 6)
4	P2	(6 - 10)

Table 9: Computed outcomes for Hypercubes based on the number of dimensions.

## 9.8 Prism graphs

Prism graphs are a class of graphs formed by connecting two  $n$ -gons (regular polygons with  $n$  sides) at corresponding vertices. Each vertex in one  $n$ -gon is connected to the corresponding vertex in the other  $n$ -gon, creating a 3-dimensional structure that can be visualized as a prism. Equivalently, the  $n$ th prism graph is obtained by taking the Cartesian product of the  $n$ th cycle graph with  $P_2$ . We denote the  $n$ th prism graph, made by connecting two  $n$ -gons, as  $PG_n$ .

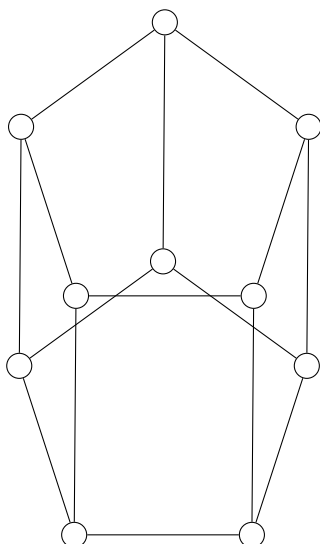


Figure 15: An illustration of a prism graph, showing two 5-gons connected at corresponding vertices.

Table 10 presents the outcomes for prism graphs for various  $n$ .

Size of $n$ -gon	Winner	Score
3	P1	(5 - 1)
4	P2	(2 - 6)
5	P1	(8 - 2)
6	P2	(4 - 8)
7	P1	(8 - 6)
8	P2	(7 - 9)
9	Tie	(9 - 9)
10	P2	(9 - 11)

Table 10: Computed outcomes for prism graphs based on  $n$ .

There is an apparent pattern where the winner alternates based on whether  $n$  is even or odd, but the pattern breaks down for  $n = 9$  which is a tie.

**Acknowledgement.** This paper was written as part of the Hopkins School Mathematics Seminar 2023-2024.

## References

- [1] E. R. Berlekamp. *The Dots-and-Boxes Game: Sophisticated Child's Play*. A K Peters/CRC Press, 2000.
- [2] E. D. Demaine and Y. Diomidov. Strings-and-coins and nimstring are pspace-complete. *Integers*, 21B(A7), 2021. (The John Conway, Richard Guy, and Elwyn Berlekamp Memorial Volume).
- [3] Kevin Buchin, Mart Hagedoorn, Irina Kostitsyna, and Max van Mulken. Dots & boxes is pspace-complete. *CoRR*, abs/2105.02837, 2021.
- [4] A. S. Jobson, L. Sledd, S. C. White, and D. J. Wildstrom. Variations on narrow dots-and-boxes and dots-and-triangles. *Integers*, 17(G2), 2017.
- [5] R. Nowakowski, editor. *More Games of No Chance*, volume 42 of *Math. Sci. Res. Inst. Publ.* Cambridge Univ. Press, Cambridge, 2002.

[6] Modified dots and boxes. <https://github.com/0xCUB3/Modified-Dots-and-Boxes>.