

Three-State Information Hiding: Provably Secure Asymmetric Steganography

Minhao Bai¹, Jinshuai Yang¹, Kaiyi Pang¹, Xin Xu¹, Yongfeng Huang^{1,2}

¹Tsinghua University, ²Zhongguancun Laboratory
bmh22@mails.tsinghua.edu.cn

Abstract

The rise of language models has provided a fertile ground for the application of steganography. Due to their qualified output, steganographic texts become similar to human and have attracted most of the steganography researchers' attention. However, running a language model requires a strong computation platform. It limits the applicable scenario of steganography, since those electronic devices controlled by the decoder may not even be equipped with a GPU. Traditional provably secure steganography methods cannot be applied to this low-resource scenario. Therefore, we aim to design a novel steganography framework that is practical in a low-resource scheme. We start from the rigorous probability analysis with the help of hypothesis testing techniques to construct a theoretical framework. Then we prove the security and robustness of our framework and point out its optimization goal. We test our theoretical framework in some famous LLMs and the results have proved its usability. There are still some practical problems and this gives the direction of future work. We hope that this work will expand the practical scope of steganography and create a new branch of steganography.

1 Introduction

With the flood of Large Language Models (LLMs) running through the world, the application of steganography on LLMs has caused most of the researchers' attention. LLMs are used by steganography methods to generate looking-innocent texts while protecting peoples' private data via hiding it into these generated texts. Since the LLMs predict high-quality probability distribution on tokens when generating texts, most of the steganography methods aim to design a mimetic sampler to output a token from that distribution under the control of the secret bits, while keeping the stegos (texts generated by them) hardly indistinguishable from the real texts. When stegos exactly can not

be distinguished from the real texts, a steganography method can be regarded as a secure linguistic steganography method.

Provably secure linguistic steganography nowadays can be crudely realized, under the help of a shared pseudo-random generator (PRG). Then, as the pioneer of provably secure linguistic steganography in current age, METEOR (Kaptchuk et al., 2021) was proposed to solve the low-entropy problem in texts. However, METEOR sacrificed the hiding capacity to compensate for the security, which is not necessary. ShiMer (Bai et al., 2024) addressed this problem and improved the hiding capacity to near theoretical bound – the entropy of texts. DISCOP (Ding et al., 2023) took a different approach on Huffman Coding (HC). This method successfully decomposed the multi-variate distribution into multiple bi-variate distributions, but at the cost of hiding capacity.

The above is all the provably secure linguistic steganography methods that can be practically implemented. All of them are symmetric methods, which require the sender and receiver share the same probability distribution, which indicates that the receiver should separately run a language model to compute that distribution. However, most of the computing devices are not capable of running a qualified language model. The demand of computational resources has restricted the application scheme of steganography.

To make secure linguistic steganography feasible in a wider range of scenarios, we aim at developing a novel framework for practical secure linguistic steganography. We focus on a lower-resource scheme: the sender has the access to LLMs to generate qualified texts, while the receiver can only read the texts and do some floating-point computation.

However, the difficulty of designing a practical steganography method under such a scheme is tremendous. In our scheme, the information that the decoder can get is extremely restricted. For decades,

none of the steganography methods has ever considered any asymmetric scheme. Most of the researchers have become accustomed to the excellent properties of symmetrical conditions and there is no previous work for reference.

In this paper, we successfully build a steganography framework for the asymmetric scheme based on the concept of hypothesis testing. We design a special probabilistic function, which has a different probabilistic output when embedding different bits. Then we accumulate the output of this function across several loops, in order to obtain a high confidence on one of the hypothesis. During the decoding process, the decoder just need to compute the output of the probabilistic function according to the symbol received.

The contribution of this paper can be concluded into 3 points:

- We propose a framework of provably secure steganography for the asymmetric scheme.
- We give an optimization problem to find the best function.
- We prove the robustness of our framework against truncation.

2 Methods

2.1 Preliminaries

2.1.1 Steganography

A traditional steganographic system consists of three probabilistic functions: **KeyGen**, **Encode**, and **Decode**.

- **KeyGen**(1^λ) generates a key k that is shared between the encoder and decoder.
- **Encode**(k, M, h, B) employs the model M and the history h to predict the distribution of the next symbol. The key k and secret bits B are used to determine the transmission of symbol a .
- **Decode**(k, M, h, a) employs the model M and the history h to predict the distribution of the received symbol. The key k is utilized to extract the secret information from symbol a .

In most situations, we discuss the system in a channel C with an alphabet A . The channel could represent images, videos, texts, etc., whereas the

alphabet is the set of symbols that could potentially appear. In this paper, we focus on text-based channels, where the channel distribution is predicted by a LLM, and the tokens (vocabulary) of the LLM can be conceptualized as the alphabet.

In our framework, the decoder cannot access to the model and the history, therefore it should be written as **Decode**(k, a).

2.1.2 Security

There are two definitions of security in steganography.

Theorem 1 (Information Theoretic Security)

(Cachin, 1998) Security is characterized by the Kullback-Leibler Divergence (KL-Divergence) between the stegotext and covertext approaching zero:

$$D_{KL}(P_S||P_C) = \sum_x P_S(x) \log \frac{P_S(x)}{P_C(x)} < \epsilon, \quad (1)$$

where $D_{KL}(P_S||P_C) = 0$ denotes perfect security.

Theorem 2 (Complexity Theoretic Security)

Security is based on the chosen hiddentext attack. A steganography system is considered secure against such an attack if, for all probabilistic polynomial-time adversaries \mathcal{A} with $k \leftarrow \text{KeyGen}(1^\lambda)$, the advantage of \mathcal{A} in distinguishing between stegotext and covertext is negligible:

$$|Pr[\mathcal{A}^{\mathcal{O}_{\text{Encode}}(k, M, h, B)} = 1] - Pr[\mathcal{A}^{\mathcal{O}_R(M, h)} = 1]| < \text{negl}(\lambda), \quad (2)$$

where \mathcal{O}_R denotes random sampling, $\mathcal{O}_{\text{Encode}}$ represents the encoding algorithm with arbitrary bits B , and $\text{negl}(\lambda)$ is the negligible function.

A function $\text{negl}(\lambda)$ is considered negligible if, for any constant $c > 0$, there exists a large integer N such that for all $\lambda > N$, $\text{negl}(\lambda) < \frac{1}{\lambda^c}$. In other words, a negligible function decays faster than the inverse of any polynomial function.

2.2 Intuition

We observed that a distribution has multiple permutations. We just consider 2 trivial permutation: normal permutation and its reverse, as Fig. 1 shown. We have 2 symbols a and b , with probability of $p(a)$ and $p(b)$, respectively. In the normal permutation, we say that symbol a occupies the interval $[1 - p(a), 1]$ and the symbol b occupies the interval $[0, p(b)]$, and we use “ a, b ” to denote this permutation. While in the reverse permutation, we say

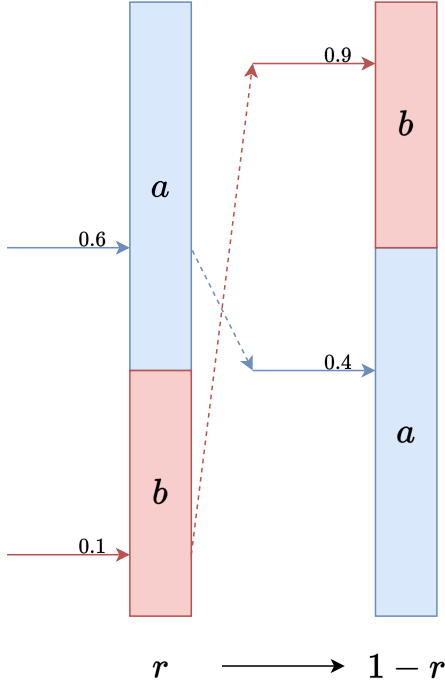


Figure 1: 2 trivial permutations of the distribution of symbol a and b .

that symbol a occupies the interval $[0, p(a)]$ and the symbol b occupies the interval $[1 - p(b), 1]$, and we use “ b, a ” to denote this permutation.

During the sampling procedure, a random number will be drawn from PRG. If the random number r falls into the interval that symbol a occupies, we will get a symbol a from the sampling. We mention that the length of the interval that symbol a occupies is just the probability that symbol a has. Therefore, this sampling procedure dose not change the original distribution since the probability of output a is $\mathbb{P}\{r < p(a)\} = p(a)$ and the probability of output b is $\mathbb{P}\{r \geq p(a)\} = p(b)$, recall that the r obeys a uniform distribution on $[0, 1]$.

We mention that sampling from any permutation of the distribution is equivalent, since the probability of each symbol is the same. As for the 2 trivial permutation, we can formally claim that there exist a function $c(x)$ that convert the normal order to the reverse order. This function $c(x)$ maps a number $x \in [0, 1]$ to $1 - x \in [0, 1]$. It can also maps an interval $[x, y] \subseteq [0, 1]$ to $[1 - y, 1 - x] \subseteq [0, 1]$.

If we use the permutation that shown in the left of the Fig. 1, when the symbol b is sampled we can know that the random number $r \in [0, 0.4]$. If we use the permutation that shown in the right of the Fig. 1, when the symbol b is sampled we can know that the random number $r \in [0.6, 1]$. If we cannot get access to the distribution, still we can guess

that which permutation is used. Since the PRG is shared, if the symbol b is sampled and random number r is large, we will assume that the symbol b occupies the top. if the symbol b is sampled and random number r is small, we will assume that the symbol b occupies the bottom.

Therefore, we have a probability to correctly guess the permutation of the distribution. We can let any of the permutation represent a bit 0 or 1, then we can do some steganography with these permutations and the decoder does not need to know the distribution.

2.3 Asymmetric Steganography

2.3.1 Theoretical Framework

We begin with the simplest bi-variate distribution as the Fig. 1 shown. We denote the probability of symbol a and b as $p(a)$ and $p(b)$. As we mentioned above, the random number and the sampled symbol leak some information about the permutation. We can use a function $s(a/b, r)$ that relates to the random number r and the sampled symbol a or b to compute the difference between 2 permutations.

We define the function $s(a/b, r)$ as follows.

$$s = \begin{cases} f(r) & \text{if } a \text{ is sampled} \\ f(1 - r) & \text{if } b \text{ is sampled} \end{cases} \quad (3)$$

The accurate form of f is not decided yet. We will figure the f out during the following derivations.

Now we need to compute the difference between 2 permutations. If we use the permutation in the left of Fig. 1, we can compute the expectation of s as

$$\mathbb{E}_{a,b}[s] = \int_0^{p(b)} f(1 - r)dr + \int_{p(b)}^1 f(r)dr. \quad (4)$$

If we use the permutation in the right of Fig. 1, we can compute the expectation of $s(a/b, r)$ as

$$\mathbb{E}_{b,a}[s] = \int_0^{p(a)} f(r)dr + \int_{p(a)}^1 f(1 - r)dr. \quad (5)$$

We observed that there exists a possible gap between these expectations since

$$\mathbb{E}_{a,b}[s] - \mathbb{E}_{b,a}[s] = 2 \int_0^{p(a)} f(r) - f(1 - r)dr. \quad (6)$$

From the aspect of hypothesis testing, the following proposition is obvious.

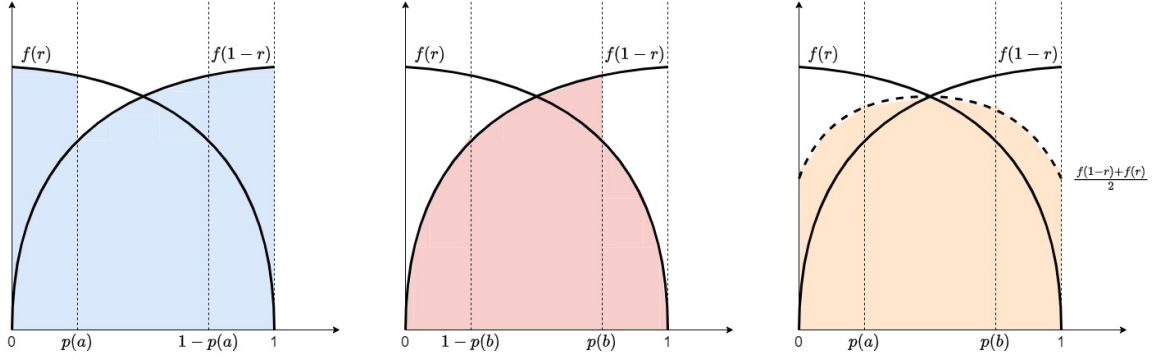


Figure 2: Computing the integral under $f(r)$ and $f(1-r)$. The left and middle figures show the expectation of $s(a/b, r)$ under different permutations. The right figure show the expectation of $s(a/b, r)$ when r is independent with sampling.

Proposition 1 *If $|\mathbb{E}_{a,b}[s] - \mathbb{E}_{b,a}[s]| = 2 \left| \int_0^{p(a)} f(r) - f(1-r) dr \right| > 0$, there exists a method to successfully distinguish whether the current used permutation is a, b or b, a with a noticeable probability.*

Therefore, we can choose a reasonable function f to maximize the gap $\mathbb{E}_{a,b}[s] - \mathbb{E}_{b,a}[s]$.

Since the above discussion is focused on the expectation, which is hard to use if the variance is really large. However, since $\mathbb{E}_{a,b}[s]$ and $\mathbb{E}_{b,a}[s]$ is related to the exact probability $p(a)$, directly computing the variance of $s(a/b, r)$ may not be useful. In order to wipe out the influence of $p(a)$, we turn to consider the case that the random number r is not correlated with the sampling procedure. In this case, the expectation of $s(a/b, r)$ is

$$\mathbb{E}[s] = \frac{1}{2} \left(\int_0^1 f(r) + f(1-r) dr \right) \quad (7)$$

and

$$\mathbb{E}[s] = \frac{1}{2} (\mathbb{E}_{a,b}[s] + \mathbb{E}_{b,a}[s]). \quad (8)$$

The variance of $s(a/b, r)$ when r is not correlated with sampling is

$$\mathbb{D}[s] = \int_0^1 f^2(r) dr - \left(\int_0^1 f(r) dr \right)^2. \quad (9)$$

Therefore, all of our decision should be based on the the case that the random number r is not correlated with the sampling procedure. If we observe that the $\mathbb{E}_{a,b}[s]$ or $\mathbb{E}_{b,a}[s]$ has a significant gap from the $\mathbb{E}[s]$, we can conclude that there must be some embedded bits. Since the gap $\mathbb{E}_{a,b}[s] - \mathbb{E}_{b,a}[s]$ is

not 0, there must be one term larger than $\mathbb{E}[s]$ and the other one smaller.

According to the concepts of hypothesis testing, if there exists a gap between the expectations of 2 random variables, there must exist a method to distinguish them. The next problem is to find a reasonable threshold to make decision. In order to figure out the decision boundary, we need the help of central inequalities. To simplify the discussion, we assume that f is a bounded function. Therefore, all of the integrals are computable and we can use those conclusions on bounded random variables, such as Hoeffding Inequality. We consider the independent and identical random variables X_1, X_2, \dots, X_n , and each X_i is bounded by $[a, b]$.

Lemma 1 *X_1, X_2, \dots, X_n are independent and identical random variables, and each X_i is bounded by $[a, b]$. Let $X = \frac{1}{n} \sum_{i=1}^n X_i$, $\mu = \mathbb{E}(X_i)$, and $\sigma^2 = \mathbb{E}[(X_i - \mu)^2]$, the probability that the sample mean X deviates from the theoretical mean $\mathbb{E}(X)$ up to t is*

$$\mathbb{P}(|X - \mu| \geq t) \leq 2 \exp\left(-\frac{nt^2}{2(b-a)^2}\right). \quad (10)$$

Therefore, we can press the probability bound $\exp\left(-\frac{nt^2}{2(b-a)^2}\right)$ to a small value like 10^{-5} . In the left of this paper, we call this bound as ‘‘error probability’’, denoted as P_e . During the decoding procedure, we need to accumulate $s(a/b, r)$ and compute its expectation $\mathbb{E}_{\cdot, \cdot}[s]$. If we observed that the probability bound $\exp\left(-\frac{nt^2}{2(b-a)^2}\right)$ is less than P_e , we can decide that there exist some embedded bits. Then we decide the permutation is a, b or b, a according to the $\mathbb{E}_{\cdot, \cdot}[s] \leq \mathbb{E}[s]$ or $\mathbb{E}_{\cdot, \cdot}[s] \geq \mathbb{E}[s]$.

We conclude the situations into 3 hypothesis:

\mathcal{H}_0 : There exists an embedded bit 0.

\mathcal{H}_1 : There exists an embedded bit 1.

\mathcal{H}_\emptyset : There is no embedded bit.

And we set the following conditions of judgement:

If $\mathbb{E}_{\cdot}[s] < \mathbb{E}[s]$ and $P_e < 10^{-5}$, accept \mathcal{H}_0 .

If $\mathbb{E}_{\cdot}[s] > \mathbb{E}[s]$ and $P_e < 10^{-5}$, accept \mathcal{H}_1 .

If $P_e \geq 10^{-5}$, accept \mathcal{H}_\emptyset .

We construct the whole steganography framework according to the above 3 hypothesis. Now there still exists one problem: what is the function f ?

2.3.2 Optimization of Function f

As we mentioned above, the function f is the main body of $s(a/b, r)$. In an informal aspect, if we need to distinguish 2 random variables, we may expect that the gap between their expectations is huge and their own variances is small. Many of the central inequalities support this intuition. As we observe the form of Chernoff Bound, Hoeffding Inequality, and Bernstein Inequality, the probability bound P_e always decreases when the gap becomes larger and the variance becomes smaller. If the P_e decreases, we can use less n steps to decide to accept which hypothesis, which means that the embedding capacity increases. Therefore, we claim the final optimization goal is

$$\min_f \frac{\int_0^1 f^2(r) dr}{\mathbb{E}_{p(a)} \left[\left(\int_0^{p(a)} f(r) - f(1-r) \right)^2 \right]}, \quad (11)$$

where f is bounded in $[0, 1]$. Although the form of this optimization goal is elegant, to work out this problem is not trivial. We tend to use numerical solution to figure out the function f . We expand the function f into power series and compute the sum of first N terms

$$f(x) = \sum_{i=1}^N f_i x^i + o(x^N). \quad (12)$$

Since $x \in [0, 1]$, the remainder $o(x^N)$ is likely to

be negligible if N is large. The original optimization target f is turned to a series of coefficients f_i .

Now its suitable to use numerical solution to optimize these coefficients. We have tried some traditional methods like gradient descent and expectation-maximization algorithm. The final output is similar to the trigonometric function $\cos(\pi x)$. Since iteratively computing 10,000 terms with complex power operation is not efficient, we choose to use the simple function $\cos(\pi x)$ with some cost of embedding capacity.

We mentioned that the probability $p(a)$ has a significant influence on the optimization problem. Since the decoder could not get the exact distribution of $p(a)$, we can only trivially assume that $p(a)$ obeys the uniform distribution on $[0, 1]$. The closed form solution of this optimization problem is still a question that needs further exploration.

2.3.3 Reduce the n -variate to 2-variate

Since the above discussion is based on the bi-variate distributions, we have to find a way to decompose the multi-variate distributions of LLM into multiple bi-variate distributions. Different from DISCOP (Ding et al., 2023), the decoder cannot access to the distribution.

Theoretically speaking, we need to construct a grouping method. Using this grouping method we can recursively separate the tokens into 2 groups, and after several loops we can get a single token. We can convert the ID of tokens to the binary series. For example, in LLAMA2's tokenizer, the ID of "Hello" is 10,543, and it can be converted to 010100100101111. The length is set to be 15 bits since the vocabulary size of LLAMA2's tokenizer is 32,000, which is subtly smaller than 2^{15} . Therefore, we can separate the tokens whose bit form begins with 0 into one group and those with 1 into another group. In the group 0 we can further separate it into group 00 and group 01. We will continue to separate 15 loops to get a single token. That is to say, we convert a 32,000-variate distribution to 15×2 -variate distributions.

If the decoder cannot even get access to the LLM's tokenizer, we suggest to convert the generated texts into ASCII or UTF-8. They can also be completely separated by the above grouping method.

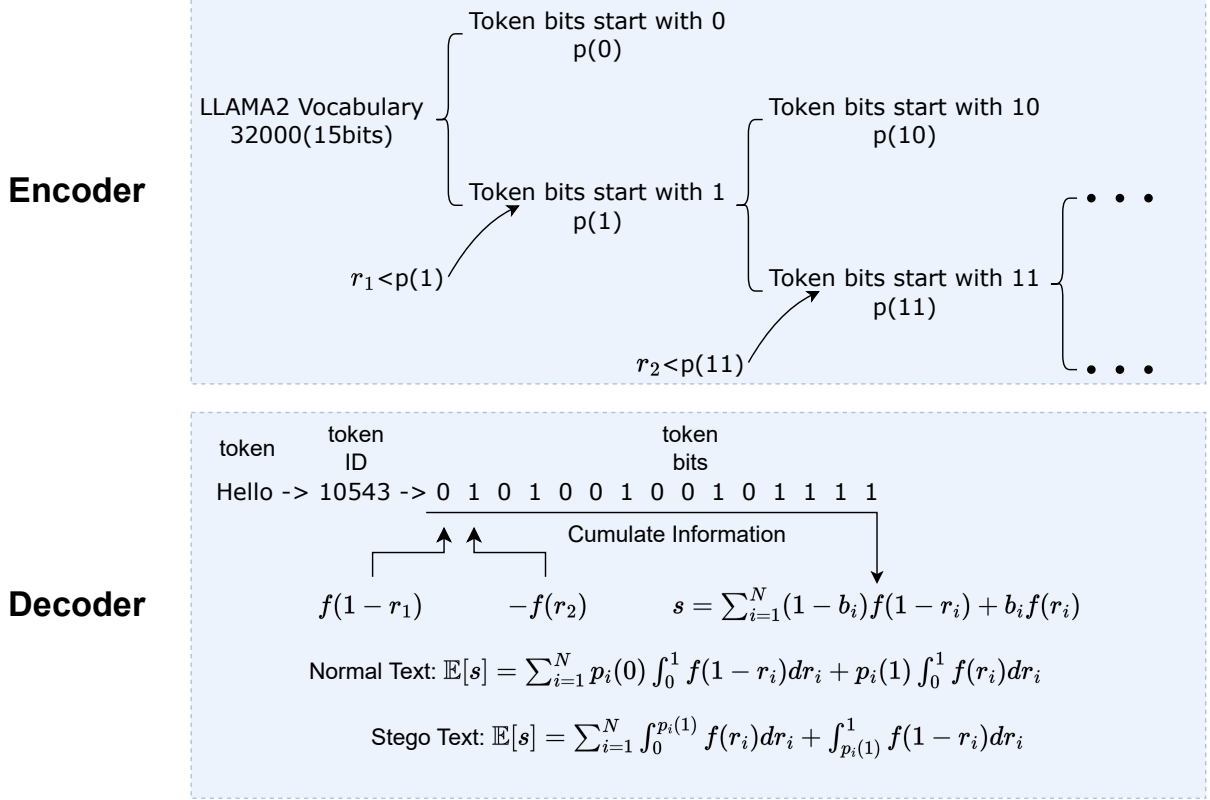


Figure 3: Encoding & decoding procedure.

2.3.4 Encoding & Decoding

Since there exists 2 permutations of a bi-variate distribution, we just named one of them Perm0 and another Perm1. If we are going to embed bit 0, we will choose Perm0 as the distribution we use. During the encoding process, the encoder will stick to the chosen permutation and accumulate $s(a/b, r_i)$, where r_i is the random number that used in each loop and a/b denotes the 2 groups of tokens. Since we divide the tokens by the prefix of their bit forms, we write the accumulate function as $s(g(0)/g(1), r_i)$, where $g(0)/g(1)$ represents the tokens that starts with 0/1.

As the accumulated $s(g(0)/g(1), r_i)$ is correlated with the error probability P_e , once the accumulated value reaches the bound, we can decide to accept hypothesis \mathcal{H}_0 or \mathcal{H}_1 based on the sign of $s(g(0)/g(1), r_i)$.

Details are shown in Alg. 1. We use $P(0)$ to denote the sum of probabilities of tokens whose bit form starts with 0. $Dec(\cdot)$ represents a function that converts binary number to decimal number.

Decoding process has been included by the encoding process, the decoder just need to accumu-

late the $s(g(0)/g(1), r_i)$ and determine to accept which hypothesis in each step. This process only needs the token list and the pseudo-random generator. Even if the LLM's tokenizer is banned, we can still convert the string data into binary form. Therefore, the decoding is completely free from models.

2.3.5 Security

The security of our framework is based on the pseudo-random generator. As we discussed above, if the random number is not correlated to the sampling process, there will be a probability of less than P_e to decode a single bit. In fact, any normal texts also have a probability of less than P_e to decode a single bit, which means that an adversary could not distinguish the texts by trying to decode something from the texts.

From the perspective of cryptography, we consider the *chosen hidden text attack*. The adversary is given a series of texts with the same embedded secret messages, and a series of innocent texts. It needs to distinguish which one is embedded with bits. However, if the random number that the ad-

Algorithm 1 Main loop of asymmetric steganography encoding

Input: Language model M , history h , pseudo-random generator G_k , secret bit B .

Output: token list T .

```
1:  $P \leftarrow M(h)$ 
2:  $T_B \leftarrow \emptyset$ 
3:  $s \leftarrow 0$ 
4:  $n \leftarrow 0$ 
5:  $N_B \leftarrow \emptyset$ 
6: while  $\exp(-\frac{s^2}{8n}) \geq 10^{-5}$  do
7:    $P(T_B||0) \leftarrow P$ 
8:    $P(T_B||1) \leftarrow P$ 
9:    $r \leftarrow G_k(\cdot)$ 
10:  if  $r < (1 - B) \cdot \frac{P(T_B||0)}{P(T_B||0)+P(T_B||1)} + B \cdot \frac{P(T_B||1)}{P(T_B||0)+P(T_B||1)}$  then
11:     $N_B \leftarrow B$ 
12:  else
13:     $N_B \leftarrow 1 - B$ 
14:  end if
15:   $s \leftarrow s + (1 - N_B) \sin(2\pi r) + N_B \sin(2\pi(1 - r))$ 
16:   $T_B \leftarrow T_B || N_B$ 
17:   $n \leftarrow n + 1$ 
18:  if  $n \bmod 15 = 0$  then
19:     $t \leftarrow Dec(T_B)$ 
20:     $T_B \leftarrow \emptyset$ 
21:     $T \leftarrow T || t$ 
22:     $h \leftarrow h || t$ 
23:     $P \leftarrow M(h)$ 
24:  end if
25: end while
26: return  $T$ 
```

versary uses is not related to the sampling, it will never find any clue because all of the texts have a probability of less than P_e to decode a single bit. As a principle of steganography, all of the steganography systems use non-repeating random numbers. So even if the embedded messages are the same, the generated texts will be totally different. Therefore, the adversary will fall into the computational blackhole - to guess the private key that the steganography systems use, which is not realistic if the length of key is larger than 256 bits.

From the perspective of information-theory, our framework dose not change the distribution itself. Our sampling method maintains each token's probability and has no bias. Therefore, the KL divergence $D_{KL}(P_S||P_C) = 0$. The steganographic

texts is indistinguishable from the model-generated innocent texts.

2.3.6 Robustness against Truncation

Current provably secure steganography methods (Ding et al., 2023; Kaptchuk et al., 2021) are sensitive to the prompt and history. Since the model needs history to produce accurate predictions, the encoder and decoder should share the history before communication. However, in some complex channels like social networks, the history and prompt can be easily modified or deleted. Any perturbation on the history and prompt will make them undecodable, since the distribution is changed.

Previous prefix-sensitive methods are not practical in this condition, while our method is still robust. Our decoder dose not need the distribution and has nothing to do with the model. It can decode the embedded messages basing on the output texts themselves. Even if some prefix of the output texts is deleted, we can still try several keys and run our decoding algorithm with different start position of the left texts. Since the error probability P_e can be really low, if the random number is wrong we are not likely to decode any bit. Therefore, most of the remaining secret message has a large probability to be correctly decoded.

2.3.7 Useful Error Mechanism

If we are not lucky, we may find that there exist a part of the texts is not correctly encoded. For example, if the current embedding bit is 1 but we find that the accumulated value is less than the expectation of innocent texts and, more unfortunately, satisfies the demand of error probability P_e , it must be an error for the decoder. Though we cannot accurately compute the probability of this type of error, because it is correlated with the exact distribution, we can still conclude that its probability is less than P_e .

For the decoder, when this type of error occurs, it will decode a wrong bit. After that, its random number will be out of sync with the encoding process. Now it's hard for decoder to decode the next bit since the error probability P_e is very small. So the generated texts has a probability of at least P_e^2 to decode 2 error bits. Therefore, we can simply wipe out the last extracted bit, to significantly reduce the bit error rate of the steganography system with a slight sacrifice on the embedding capacity. In all of our experiments we have embedded at least 1,000,000,000 bits but we cannot find any

Model	Temperature	Embedding capacity (bit/10 ³ token)	Encoding rate (bit/s)	Decoding rate (bit/s)	Perplexity	Entropy (bit/token)
LLAMA2	1.0	1.7142	0.0058	4.1333	1.7130	0.4524
	1.1	10.5622	0.0142	28.0067	1.9704	0.5519
	1.2	262.9987	0.2649	878.9181	3.7717	1.2639
MISTRAL	1.0	5.2442	0.0057	16.2289	2.2324	0.4956
	1.1	31.8341	0.0316	112.3457	3.7943	0.8239
	1.2	277.0184	0.3008	988.8754	6.1966	1.9712

Table 1: Main results of our framework, testing with LLAMA2-7B and MISTRAL-7B.

Model	Temperature	PPL	Entropy (bit/token)
LLAMA2	1.0	1.6958	0.4669
	1.1	1.9912	0.5623
	1.2	3.6848	1.2514
MISTRAL	1.0	2.2125	0.5147
	1.1	3.8417	0.8196
	1.2	6.1874	1.9528

Table 2: The linguistic quality of innocent texts generated by the LLAMA2 and MISTRAL with the same configuration.

2-bit error sample.

3 Experiment & Result

3.1 Settings

As a covert communication system, we measure the embedding capacity and encoding/decoding rate. Since our framework generates innocent-looking texts, we measure the perplexity (PPL) and entropy of the texts. The perplexity represents the fluency of generated texts and the entropy estimates the diversity of the texts.

We utilize LLAMA2-7B (Touvron et al., 2023) and MISTRAL-7B (Jiang et al., 2023) as our steganography generator. We test our framework under 3 different temperature parameters (1.0 ~ 1.2) in order to figure out the relationship of entropy and embedding capacity. The prompt we used is *Write 100 totally different tweet-like long comments*. This prompt is loaded into the function `apply_chat_template` and then becomes the input of LLMs.

Each data point represents the mean value of more than 10,000 samples. All of the experiments

run in a server with $4 \times$ NVIDIA A5000 GPUs (32GB RAM) and $24 \times$ Intel Xeon w5-3423 CPUs.

3.2 Main Results

On the capacity & entropy. Results are shown in Tab.1. We observed a significant gain in embedding capacity when increasing the temperature parameter. The increased temperature brings higher entropy and makes the distributions more flat. During the theoretical procedure, we assume that the group probability $p(a)$ is uniformly distributed. However, these results show that this assumption is not suitable for the current LLMs. In most of the cases, the predicted distribution concentrates on 1 ~ 2 tokens, which leads to low entropy. If the the predicted distribution is concentrated, the group probability may be near 1 or 0 in most steps and the 2 permutations becomes similar. Due to the probabilistic sampling, there is likely no choice for us to select one group. Therefore, the embedding loop becomes useless at most of steps.

However, the problem of low entropy may come from the inefficiency of the tokenizer. If the entropy is extremely low, there must be some strong relationships between the last token and the current token, which means that they should have been merged into a single token. Meanwhile, as we find that the entropy of human twitter texts is 2.9514 bits (measured by LLAMA2), we find that it is much higher than the LLMs’ output. It seems that the LLMs are usually outputting some uninformative sentences, which is totally different from human’s behaviour.

On the encoding & decoding rate. The encoding rate is partially limited by the LLMs’ generation speed and the embedding capacity. It always has to loop through the encoding algorithm multiple times until confirming one bit has been embedded. During encoding and decoding, the speed

of processing tokens is stable, leading to the encoding and decoding rate directly correlated with the embedding capacity. Since the decoding procedure gets rid of LLMs' complex computation, the decoding rate is much higher than the encoding rate.

On the linguistic quality of stegotexts. From the Tab.2 we find that the linguistic quality of stegotexts is similar to the innocent coverttexts directly generated by the LLMs. This phenomenon supports our proof of information theoretic security, which indicates that the KL divergence between the stegotexts and the coverttexts is 0.

4 Conclusion

In this paper, we design a linguistic steganography framework for the resource-limited scenarios. Specifically, we let the encoder have the access to the model to generate qualified stegotexts, while the decoder cannot access to the model. We construct the steganography framework based on the solid theoretical probability analysis and the concepts of hypothesis testing. The security and robustness of our framework are proved and the error mechanism of our framework is also useful for the future extensions. We have tested our framework with some popular LLMs and find its drawbacks in practical scenario, which points out the direction of our future works. This paper expands the practical scheme of steganography and we hope it to be the foundation of a new branch of steganography.

5 Limitations

As we presented in the results, our framework is difficult to operate in a low entropy condition. Given the prompt "1+1=", there is no redundancy to embed bits because the answer is just "2". However, with plenty of tokens we still have some probabilities to embed one bit, which may be more suitable for a watermark scheme.

6 Ethics Statement

We propose a steganography framework equipped with LLMs. Due to the convenience of accessing LLMs, this method may have an impact on the security of LLMs generated texts. The provider of LLMs may output steganographic texts to those who have access to the model, which may be useful in military cases. Therefore, the security of LLMs needs to be reviewed because there may be some hidden offensive messages in its generated

texts. Moreover, our framework is provably secure against passive warden, which means that its steganographic texts cannot be distinguished from the model-generated texts.

References

- Minhao Bai, Jinshuai Yang, Yue Gao, Kaiyi Pang, and Yongfeng Huang. 2024. [Shifting-merging: Secure, high-capacity and efficient steganography via large language models](#). *reviewing in NeurIPS2024*.
- Christian Cachin. 1998. An information-theoretic model for steganography. In *Information Hiding*, pages 306–318, Berlin, Heidelberg. Springer Berlin Heidelberg.
- Jinyang Ding, Kejiang Chen, Yaofei Wang, Na Zhao, Weiming Zhang, and Nenghai Yu. 2023. [Discop: Provably secure steganography in practice based on "distribution copies"](#). In *2023 IEEE Symposium on Security and Privacy (SP)*, pages 2238–2255.
- Albert Q. Jiang, Alexandre Sablayrolles, Chris Bamford Arthur Mensch, Devendra Singh Chaplot, Diego de las Casas, Florian Bressand, Gianna Lengyel, Guillaume Lample, Lucile Saulnier, L elio Renard Lavaud, Marie-Anne Lachaux, Pierre Stock, Teven Le Scao, Thibaut Lavril, Thomas Wang, Timoth ee Lacroix, and William El Sayed. 2023. Mistral 7b. *arXiv preprint arXiv:2310.06825*.
- Gabriel Kaptchuk, Tushar M. Jois, Matthew Green, and Aviel D. Rubin. 2021. [Meteor: Cryptographically secure steganography for realistic distributions](#). In *Proceedings of the 2021 ACM SIGSAC Conference on Computer and Communications Security, CCS '21*, page 1529–1548, New York, NY, USA. Association for Computing Machinery.
- Hugo Touvron, Louis Martin, Kevin Stone, Peter Albert, Amjad Almahairi, Yasmine Babaei, Nikolay Bashlykov, Soumya Batra, Prajjwal Bhargava, Shruti Bhosale, et al. 2023. Llama 2: Open foundation and fine-tuned chat models. *arXiv preprint arXiv:2307.09288*.