

RoDE: Linear Rectified Mixture of Diverse Experts for Food Large Multi-Modal Models

Pengkun Jiao¹, Xinlan Wu¹,
Bin Zhu², Jingjing Chen¹, Chong-Wah Ngo², Yugang Jiang¹

¹Fudan University

²Singapore Management University

Abstract

Large Multi-modal Models (LMMs) have significantly advanced a variety of vision-language tasks. The scalability and availability of high-quality training data play a pivotal role in the success of LMMs. In the realm of food, while comprehensive food datasets such as Recipe1M offer an abundance of ingredient and recipe information, they often fall short of providing ample data for nutritional analysis. The Recipe1M+ dataset, despite offering a subset for nutritional evaluation, is limited in the scale and accuracy of nutrition information. To bridge this gap, we introduce Uni-Food, a unified food dataset that comprises over 100,000 images with various food labels, including categories, ingredients, recipes, and ingredient-level nutritional information. To mitigate the conflicts arising from multi-task supervision during fine-tuning of LMMs, we introduce a novel Linear Rectification Mixture of Diverse Experts (RoDE) approach. RoDE utilizes a diverse array of experts to address tasks of varying complexity, thereby facilitating the coordination of trainable parameters, *i.e.*, it allocates more parameters for more complex tasks and, conversely, fewer parameters for simpler tasks. RoDE implements linear rectification union to refine the router's functionality, thereby enhancing the efficiency of sparse task allocation. These design choices endow RoDE with features that ensure GPU memory efficiency and ease of optimization. Our experimental results validate the effectiveness of our proposed approach in addressing the inherent challenges of food-related multitasking.

Introduction

Food occupies a central position in our daily lives, leading to the emergence of various food-related tasks, *e.g.*, ingredient recognition, recipe generation, and nutritional estimation. These tasks have attracted considerable research interests over the years (Chen and Ngo 2016a; Zhu et al. 2019; Pan et al. 2020; Chen et al. 2020; Min et al. 2023; Luo et al. 2023). Building on the success of Large Language Models (LLMs) (Radford et al. 2018; Touvron et al. 2023), Large Multi-modal Models (Liu et al. 2023a; Luo et al. 2023) have begun to make a significant impact in many specialized areas, including the food domain (Yin et al. 2023).

The success of LLMs and LMMs can be largely attributed to the availability of large-scale training data. In the food domain, while Recipe1M (Salvador et al. 2017) provides over

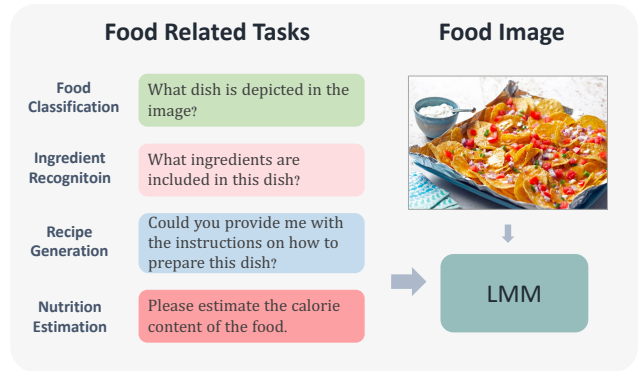


Figure 1: RoDE’s Emphasis on Food-Related VQA Tasks. RoDE primarily targets multi-task learning specific to food, *i.e.*, food classification, ingredient recognition, and nutrition estimation.

a million web-crawled recipes and thousands of food images, it lacks comprehensive nutritional information. While Recipe1M+ (Marin et al. 2019) includes a subset containing nutritional information, it suffers from limitations in data scale and annotation quality. Similarly, nutrition-focused datasets such as Nutrition5k (Thames et al. 2021) are also limited in scale and may suffer from domain shift issues, as the labeled data primarily consists of lightly processed ingredients rather than fully cooked meals. Moreover, previous studies (Zhou et al. 2022; Chen, Jie, and Ma 2024) have indicated that integrating diverse sources of data for training can lead to data conflicts. The performance of an LMM on a specific task also depends heavily on the representation of that task’s data within the overall training dataset (Chen, Jie, and Ma 2024). These challenges highlight the need for a unified dataset covering all food-related tasks from the same source, aiming at mitigating data conflicts and ensuring balanced representation across tasks.

In order to overcome these obstacles, we introduce Uni-Food, a unified dataset that encapsulates various food-related information, *i.e.*, food category, ingredients, recipes, and valuable ingredient-level nutritional information for each food image. Specifically, we curate 100,000 samples from Recipe1M (Salvador et al. 2017) and employ

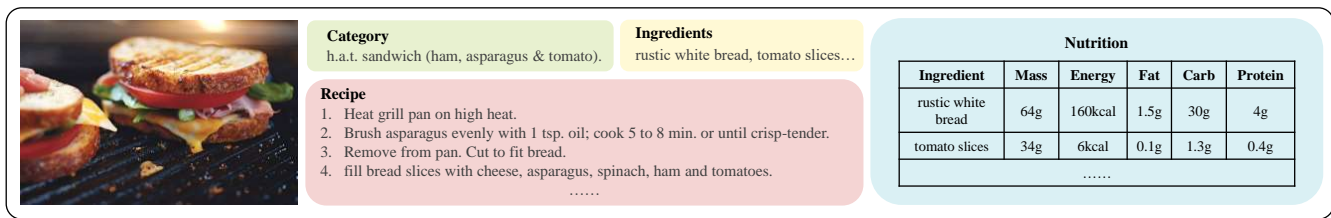


Figure 2: **Label Constitution.** The annotation consists of category, ingredient list, recipe instructions, and nutrition information.

ChatGPT-4 (Achiam et al. 2023) to generate nutritional information for each ingredient list. This information is then aggregated to derive the nutritional data for the entire dish. Furthermore, in order to ensure a high-quality gold standard set for testing, we utilize human curation to isolate a superior subset specifically designated for testing purposes.

Our proposed dataset facilitates large-scale training of LMMs for various food-related tasks within the same dataset. Nevertheless, this endeavor also presents new challenges associated with multi-task learning when fine-tuning large models. Mixture of Experts (MoE) (Huang et al. 2023; Dou et al. 2023; Liu et al. 2023b; Ponti et al. 2023) has been a common strategy in the field of Natural Language Processing (NLP) to handle multi-task fine-tuning. This method involves the utilization of multiple *expert* models, each specialized in different task or segment of the data distribution. Recently, there has been a surge in the application of MoE to LMMs. MoE-LLaVA (Lin et al. 2024), for instance, integrates MoE into its Feed-Forward Network (FFN) layers to enhance the model’s adaptability across tasks. On the other hand, LLaVA-MoLE (Chen, Jie, and Ma 2024) incorporates the MoE paradigm into the Low-Rank Adaptation (LoRA) (Hu et al. 2021) module, selecting the top-1 experts for each specific task to guarantee the sparse activation of experts. However, as MoE-LLaVA incorporates experts throughout the FFN layer, the resulting increase in training parameters can be prohibitive. Conversely, although LLaVA-MoLE utilizes LoRA experts, which are more parameter-efficient, its strategy of selecting only the top expert may constrain the model’s flexibility on skill leverage. This is because certain tasks might share foundational skills. For example, in the food domain, both ingredients recognition and recipe generation are sensitive to the composition of ingredients in a dish.

To address the aforementioned issues, we propose Linear Rectified Mixture of Diverse Experts (RoDE). Following LLaVA-MoLE (Chen, Jie, and Ma 2024), we design experts from the LoRA perspective to ensure efficient use of trainable parameters. Unlike LLaVA-MoLE, which dedicates each expert to a particular task, LLaVA-RoDE conceptualizes experts as granular skill modules, allowing multiple experts to participate in a single task. This design inspires us to develop experts with diverse capabilities—that is, we allocate varying amounts of trainable parameters to each expert in an effort to conserve GPU memory. To integrate the experts, we then introduce a linear rectified router to assign tasks to the appropriate LoRA experts. The router employs a

Rectified Linear Unit (ReLU) to refine its output, which confers two significant benefits: 1) it enables sparse task-skill matching, which has been proved to surpass dense activation methods in effectiveness (Zhou et al. 2022; Chen, Jie, and Ma 2024); 2) the simplicity of the ReLU function makes it inherently easy to optimize. Consequently, this leads to a sparing activation of the diverse expert set. RoDE is engineered to optimize the allocation and usage of the model’s resources, significantly bolstering the capabilities of large-scale models in multi-task learning scenarios. Our empirical findings underscore the superior performance of RoDE in the realm of food multi-task learning challenges, validating the strength of our proposed methodology.

Our contributions can be summarized as follows:

- We introduce Uni-Food, a novel dataset encompassing a variety of food vision tasks. Building upon the substantial ingredient and recipe dataset, we further incorporate valuable ingredient-level nutritional information to facilitate relevant dietary research.
- We propose Linear Rectified Mixture of Diverse Experts (RoDE) approach designed to effectively tackle food multi-tasks learning. RoDE approach leverages a combination of LoRA experts with varying ranks to model tasks of different complexities and employs linear rectified router to sparsely allocate these experts to appropriate tasks.
- Experimental results demonstrate the effectiveness of our proposed approach on food multi-task learning. And ablation studies highlight the GPU memory efficiency and the sparse allocation of experts intrinsic to our RoDE model.

Related Work

Large Multimodal Models (LMMs). In recent years, Large Language Models (LLMs) have showcased remarkable prowess in Natural Language Processing (NLP), paving the way for breakthroughs in multimodal learning. LMMs typically integrate a pre-trained vision encoder with a LLM architecture. Subsequently, visual features undergo adaptation via a projection module, facilitating their integration into the hidden space of LLMs for joint processing with textual inputs. Through multimodal training, LMMs acquire the capability to generate responses based on both visual and textual inputs. LLaVA (Liu et al. 2023a), for instance, introduces a vision encoder to LLMs and demonstrates significant enhancements across various vision-language tasks. Building

| Dataset | category | ingredient | recipe | nutrition |
|----------------|------------|------------|---------|-----------|
| Food-101 | 101k | 0 | 0 | 0 |
| Food2K | 1,036,564 | 0 | 0 | 0 |
| Vireo Food-251 | 169,673 | 169,673 | 0 | 0 |
| Nutrition5k | 0 | 20k | 0 | 20k |
| Recipe1M | 887,706 | 887,706 | 887,706 | 0 |
| Recipe1M+ | 13,735,679 | 13,735,679 | 887,536 | 42,713 |
| Uni-Food | 100k | 100k | 100k | 100k |

Table 1: Annotation Diversity in Food Datasets. The volume and variety of annotations differ significantly across various food datasets. Uni-Food offers a large-scale training dataset, accommodating a broad spectrum of food-related tasks.

upon LLaVA’s advancements, LISA (Lai et al. 2023) further enriches multimodal models by incorporating a segmentation module. This addition augments the model’s capacity to discern fine-grained details within visual inputs, resulting in more nuanced and contextually richer representations. GPT-4v (Achiam et al. 2023) stands out as one of the most powerful LMMs, capable of providing instructional data across numerous research domains. Its potency extends beyond NLP, contributing to advancements in various interdisciplinary fields.

Food Multi-task Learning. With food playing a significant part in human life, there has been a lot of work carried out doing research in this domain. In the early stage, food classification (Bossard, Guillaumin, and Van Gool 2014; Qiu et al. 2022) happened to be the most popular task related, bringing up a surge in the number of relevant datasets, like Food-101 (Bossard, Guillaumin, and Van Gool 2014), UEC Food 256 (Kawano and Yanai 2014) and Food2K (Min et al. 2023). As the tasks in the food domain developed into greater diversity, from ingredient recognition (Wang et al. 2022; Gao et al. 2023; Luo et al. 2023), recipe generation (Salvador et al. 2019; Chhikara et al. 2024) to nutrition estimation (Ando et al. 2019; Thames et al. 2021), food datasets have also grown to be more diverse and large-scale. Vireo Food-172 (Chen and Ngo 2016b) and 251 (Chen et al. 2021) are datasets containing not only category information but also ingredient labels, Recipe1M (Salvador et al. 2017) and Recipe1M+ (Marin et al. 2019) are datasets involving a wealth of recipe data, and Nutrition5K (Thames et al. 2021) is a dataset specialized in high accuracy nutritional content annotation. While all of the above methods have demonstrated their performance on food, they were all limited to address one or a few tasks, rather than integrating all tasks into a single multimodal model. To accomplish this, Yin et al. came up with FoodLMM (Yin et al. 2023), a versatile food assistant based on LMMs that could handle a variety of tasks in the food domain. However, their method might lead to task conflict when several tasks were fine-tuned at the same time, lacking the capability to efficiently implement multi-task learning.

Mixture of Experts (MoE) dynamically combines the decisions of multiple experts on the same input to improve overall performance. In LLMs, which typically adopt transformer architecture, MoE is often implemented within MLP

layers. LoRAHub (Huang et al. 2023) initially trains a series of LoRA weights on upstream tasks. To adapt these to a downstream task, it employs a gradient-free method to search for the coefficients that will combine the pre-trained LoRA set. MOELoRA (Liu et al. 2023b), on the other hand, utilizes a router conditioned on a task identifier to dynamically merge multiple LoRA outputs. In contrast, MoCLE (Gou et al. 2023) designs a router that is conditioned on the clustering information of each individual input sample. LoRAMoE (Dou et al. 2023) partitions the LoRA experts into two groups and purposefully cultivates different capabilities within each group. All these mixture-of-LoRA methods have pre-set hyperparameters that require meticulous selection, and the LoRA experts are densely combined. (Zhou et al. 2022) conducted a comparison between the dense and sparse mixtures of LoRA experts for large language models, concluding that a dense mixture yields superior performance. Some studies have migrated MoE designs into LMMs. MoE-LLaVA (Lin et al. 2024) introduces multiple FFNs in stead of a single one and integrates a router mechanism to sample predictions. LLaVA-MoLE (Chen, Jie, and Ma 2024) applies multiple LoRAs and activates one specifically for a task. However, these methods fall short in effectively handling the nuances of rational, fine-grained task-skill allocation. Our paper aims to address this gap.

Dataset Construction

In this paper, we construct a large-scale dataset called Uni-Food. Different from other publicly available food datasets (Bossard, Guillaumin, and Van Gool 2014; Marin et al. 2019; Chen and Ngo 2016a; Thames et al. 2021), Uni-Food contains various attributes used in food-related tasks, including food category, ingredients, recipe and nutrition for each food image. To the best of our knowledge, this is the largest dataset that provides all the attributes in one dataset. Table 1 summarizes the tasks and sample sizes of existing primary datasets and our Uni-Food dataset.

Attribution

Our objective is to construct a unified and comprehensive dataset containing rich information relevant to food, encompassing the following key attribution for each image.

Category: Classifying each food item into specific categories to facilitate organization and categorization within the dataset. **Ingredients Information:** Providing a thorough breakdown of the ingredients used in each dish, including their names and quantities. **Cooking Instructions:** Offering step-by-step instructions on how to prepare each dish, ensuring clarity and completeness for easy reproduction. **Nutrition Information:** Incorporating detailed nutritional data for each dish, such as macronutrient content (e.g., carbohydrates, proteins, fats), micronutrients, and total calories. An intuitive sample demonstration of these attributions is shown in Figure 2. The distribution across various categories is visualized in Figure 3

Nutrition Labeling

As the ingredient and recipe information can be easily collected from Recipe1M+ (Marin et al. 2019), we proceed to

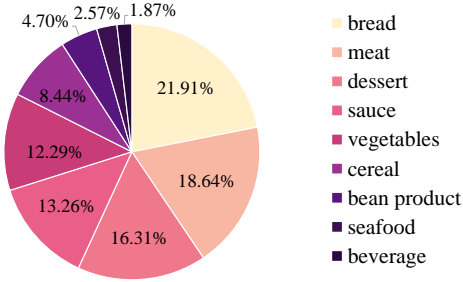


Figure 3: Dataset Statistics. The category distribution of the dataset.

annotate the nutrition content. To acquire precise nutritional information, we feed both the food image and the ingredients with their respective amounts into ChatGPT4-vision¹. The output text is meticulously processed to extract the nutritional values. Leveraging the capabilities of ChatGPT4-vision, we collect detailed nutrition information at the ingredient level, encompassing metrics such as mass, fat content, protein content, carbohydrate content, and energy content. Importantly, the ingredient list in recipes contains the quantity for each ingredient, along with the food image, ChatGPT4-vision is capable of generating high-quality ingredient-level nutrition information according to our manual check based on USDA². The ingredient-level nutrition information is then aggregated to derive the comprehensive nutrition profile of the entire dish. Through this process, we obtain a holistic understanding of the nutritional composition of the dish, enabling precise estimation and analysis of its nutritional value.

Golden set selection

To ensure accurate evaluation, we construct a precise gold standard as the test set. To accomplish this goal, we manually filter out inaccurate samples by cross-referencing their nutritional information with the USDA database. Additionally, we eliminate certain overrepresented categories to achieve a balanced distribution of sample categories.

Method

In this section, we first provide a preliminary overview of the problem formulation for multi-task tuning of LMMs, as well as the commonly used techniques, *i.e.*, Low-Rank Adaptation (LoRA) (Hu et al. 2021) and Mixture of Experts (MoE) (Dou et al. 2023) for addressing this problem. Subsequently, we introduce our Linear Rectified Mixture of Diverse Experts approach in detail.

Preliminary

Problem Formulation. A Large Multi-modal Model (LMM) can be constituted by a vision encoder and a Large

¹We intentionally omit recipe information to enhance processing efficiency, as we have observed that including recipes increases query time without considerably improving precision.

²<https://fdc.nal.usda.gov/>

Language Model (LLM), as shown in Figure 4. Normally, LMM is initially pre-trained with tremendous amounts of data, and then fine-tuned to adapt to downstream tasks. The utilization of multi-modal documents for Supervised Fine-Tuning (SFT) (Radford et al. 2018) is a common practice in the fine-tuning of LMMs.

Let us denote the set of multimodal documents as D , where $D = \{(I_i, T_i)\}_{i=1}^M$, where I_i signifies the image, and T_i represents the associated set of tasks with that image. M stands for the total number of documents. Each task set T_i encompasses sequence-specific tasks $\{(q_i^j, a_i^j)\}_{j=1}^{\mathcal{T}}$, where q_i^j, a_i^j is the question and answer for task j , and \mathcal{T} is the number of task types. The primary objective of SFT is to using D to fine-tune the LMM so that it can provide corresponding answers to given questions based on an image. More specifically, for an image I_i and a question q_i^j , the training objective is to maximize the probability $p(a_i^j | I_i, q_i^j, \theta)$, where θ represents the trainable parameters of the large model.

Low-Rank Adaptation (LoRA). Fully tuning large models can be resource-intensive. Parameter-Efficient Fine-Tuning (PEFT) (Ding et al. 2023) introduces additional adapters to effectively customize large models for downstream tasks with minimal resource overhead. Let W represent the weight of a linear layer L in the large-scale model, which is initially set as W_0 after pre-training. In PEFT, W_0 remains frozen in order to preserve the acquired world knowledge. To facilitate adaptation to downstream tasks, a learnable branch linear adapter, denoted as ΔW , is introduced to modify the initial frozen linear weights W_0 . Consequently, the output of the adapted linear layer L can be expressed as $W = W_0 + \Delta W$. LoRA (Hu et al. 2021) further decomposes ΔW into two matrices, A and B , where the connection rank is considerably smaller than that of W_0 . LoRA allows the model to adapt to downstream tasks while reducing the number of training parameters.

Mixture of Experts (MoE). The Mixture of Experts (MoE) (Dou et al. 2023) paradigm of LoRA is proposed to adapt large models to multiple downstream tasks by employing multiple LoRAs in the MLP layers. Each LoRA module can be considered as an *expert*, wherein all experts receive the same input and combine their outputs to improve overall performance. Let $R = \{A_i, B_i\}_{i=0}^N$ denote a series of LoRA modules, where N signifies the number of LoRAs. We use $h(\cdot)$ to denote the linear router, which takes the dimension of the input feature x and outputs the allocation vector of R . The output of layer L incorporating the MoE module can be represented as:

$$x' = W_0 x + \sum_{i=0}^N \frac{\alpha}{r} \sigma(h_i) B_i^r A_i^r x. \quad (1)$$

Here, σ stands for the softmax operation, α is a hyperparameter, and x' is the output feature.

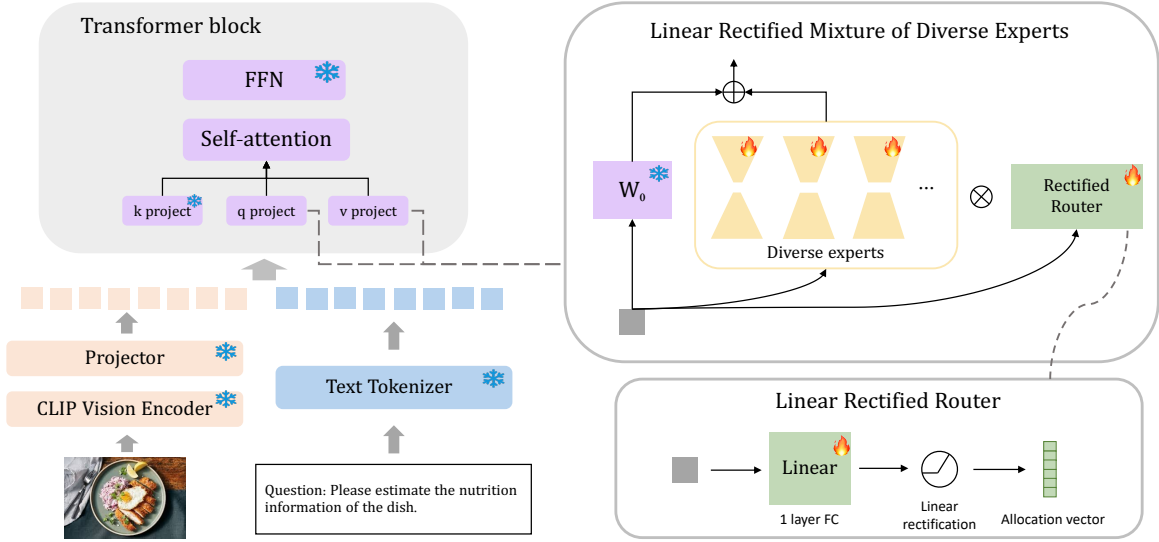


Figure 4: The illustration of our proposed Linear Rectified Mixture of Diverse Experts (RoDE) approach. We use LLaVA (Liu et al. 2023a) as the foundational LMM. RoDE module is incorporated into both the query projection layer and the value projection layer of each transformer block.

Linear Rectified Mixture of Diverse Experts

Our proposed RoDE framework incorporates a variety of experts, each with distinct capabilities, and a linear rectification router to integrate the contributions of these experts. The overall structure of the framework is depicted in Figure 4. A comprehensive illustration of the framework is provided in the subsequent sections.

Diverse Capability Experts Typically, within the Mixture of Experts (MoE) framework, all experts share the same architecture. In the case of LoRA, for example, each expert is assigned the same rank. However, this uniformity assumes equal capabilities across all experts. This implies that for more complex tasks, each expert might need to possess a large number of parameters to adapt effectively. However, this could be prohibitively demanding in terms of GPU memory requirements.

To mitigate the issue of GPU memory constraints, we conceptualize the experts as fine-grained skill modules. The key idea is that a task may activate a combination of these modules, and these modules can be shared across various tasks. This modular design intuitively leads us to develop LoRA experts with different capabilities tailored to tasks of varying complexity. Drawing inspiration from Low-Rank Adaptation (Hu et al. 2021), which suggests that a low-rank adapter may be sufficient for certain tasks, we create LoRAs with varying ranks. Consequently, the resulting skill space comprises both high-rank and low-rank LoRA experts, providing greater flexibility and efficiency in addressing a diverse set of tasks.

To construct such skill space, we configure a heterogeneous set of experts, represented as $R = \{A_i^{r_i}, B_i^{r_i}\}_{i=0}^N$, where the rank r_i of i -th LoRA module may vary from the others. Therefore, we can establish a skill space composed

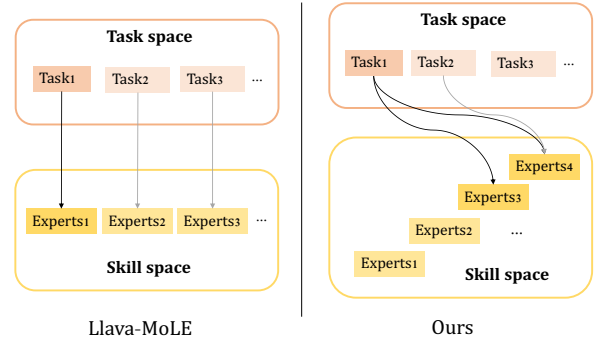


Figure 5: Comparison between LLaVA-MoLE (Chen, Jie, and Ma 2024) and our proposed RoDE. In our RoDE framework, experts are utilized across all tasks. For individual tasks, expert activations are optimized to achieve sparsity.

of various LoRAs, each tailored to accommodate tasks of different complexity levels.

Linear Rectified Router The router consolidates the contributions of each expert based on the demands of the specific task. Previous research (Zhou et al. 2022) has shown that the use of sparse mixtures of LoRA experts outperforms dense experts in the context of large language models. LLaVA-MoLE (Chen, Jie, and Ma 2024) presents a top-1 selection strategy, which ensures the sparsity of expert selection in LMM. While some methodologies in the Natural Language Processing (NLP) field adopt a ‘soft’ approach to combine expert outputs—for instance, (Dou et al. 2023) utilizes softmax and (Ponti et al. 2023) employs Gumbel softmax—these techniques are not as sparse and can be chal-

lenging to optimize.

In contrast, our methodology adopts a novel approach by utilizing the Rectified Linear Unit (ReLU) (Nair and Hinton 2010) to rectify the output of the routers, thereby encouraging the sparse learning of LoRA expert activations. A visual illustration of our routing strategy is shown in Figure 5. Leveraging the intrinsic properties of the Rectified Linear Unit (ReLU), our approach benefits from a simplified optimization landscape and fosters sparsity within the network, which enables our model to boost both efficiency and efficacy.

Let γ represent the linear rectification operation, $\gamma(x) = \max(x, 0)$. We utilize ReLU to rectify the linear router, resulting in an adjusted linear output that can be expressed as follows:

$$x' = W_0x + \sum_{i=0}^N \frac{\alpha}{r_i} \gamma(h_i) B_i^{r_i} A_i^{r_i} x, \quad (2)$$

where $(A_i^{r_i}, B_i^{r_i})$ represents the operation performed by the i -th LoRA expert. The summed output from the RoDE module is then added to the frozen linear output and forwarded to the next module.

This linear rectification mechanism, enhances the sparsity of skill selection, facilitating efficient utilization of expertise across a broad spectrum of tasks. Overall, diverse LoRA experts and linear rectified arrangement yield a fine-grained task-skill arrangement space, contributing to the optimized allocation and utilization of resources within the model.

Optimization Objects and Inference

Following previous LMM-based methods (Liu et al. 2023a), the input images are transformed into image tokens and concatenated with text tokens to send to LLM. The training process adheres to the autoregressive model, predicting the next token based on the input tokens. We employ the standard cross-entropy loss as the optimization objective to train our model.

During inference, for each task, we input the image along with the corresponding question into the model. The model’s output tokens are then converted into words to formulate the answer.

Experiment

In this section, we first present our experimental setup. Then we elaborate experimental results of multiple food tasks based on multi-task learning. Following this, we perform an ablation study to evaluate the impact and effectiveness of our main components.

Experiment Setup

Our approach commenced by utilizing the pre-trained weights of the LLaVA-Lightning-7B-v1-1 (Liu et al. 2023a) model, subsequently applying SFT on the Uni-Food and Nutrition5k datasets (Thames et al. 2021). In our RoDE model, we employ a heterogeneous array of experts with LoRA ranks of [2, 4, 8, 16]. Our primary baseline is **FoodLMM** (Yin et al. 2023), which to our knowledge is the only versatile LMM specialized in food-related tasks. Additionally,

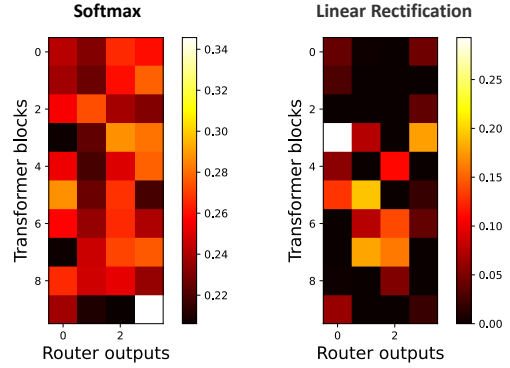


Figure 6: Sparsity Heatmap Comparison. This heatmap visualizes the disparity in task allocation sparsity between routers using the softmax strategy and those employing our proposed linear rectification method. The y-axis denotes the middle transformer blocks, while the x-axis represents the output of the routers.

we compare with **FoodLMM+MoE**, which substitutes the plain LoRA module with a Mixture of Experts (MoE) module. Each MoE module consists of four LoRAs with a rank of 8. The routing mechanism for the MoE module is a linear layer followed by a softmax operation, as detailed in Section . Importantly, for simplicity, we omit the specialized token tags and additional heads used by FoodLMM specifically for nutrition estimation, and instead directly convert the output tokens from the LMM into text to generate nutritional predictions. For the standardization of the ingredient vocabulary, we adopt the same clustering protocol used for ingredients in InverseCooking (Salvador et al. 2019).

Tasks and Evaluation Metrics. The tasks and corresponding metrics in our experiments are as follows. **Ingredient Recognition:** The objective here is to identify and list the ingredients present in a dish shown in an image. We assess performance using Intersection over Union (IoU) as the metric. **Recipe Generation:** The goal of this task is to generate cooking instructions for the dish captured in an image. We measure performance using the commonly used text generation metrics in NLP, SacreBLEU (Post 2018) and Rouge-L (Lin 2004). **Nutrition Estimation:** This task involves estimating a range of nutritional parameters from a dish’s image, including the total food mass, total energy, total fat, total carbohydrates, and total protein content. Energy is measured in kilocalories, while the remaining parameters are quantified in grams. We employ the mean absolute error as a percent of the respective mean for that field (pMAE) (Thames et al. 2021) for the metric of nutrition estimation.

Implementation Details. In this study, we utilize LLaVA-7B (Liu et al. 2023a) as the base LMM, wherein a CLIP ViT-L model serves as the vision encoder, and Llama 7B (Touvron et al. 2023) serves as the Language Model. For the CLIP ViT-L encoder, the input image resolution is set at 336x336, which is then divided into 14 patches. Subsequently, a two-layer MLP is used to transform these image patches into 576 tokens. For efficiency, the LoRA module is

| Method | Ingredient recognition | | | Recipe generation | | | Nutrition estimation (pMAE) | | | |
|---------------------------|------------------------|--------------------------|------------------------|-----------------------|-------------------------|----------------------|-----------------------------|-----------------------|-----------------------|--|
| | IoU (\uparrow) | SacreBLEU (\uparrow) | Rouge-L (\uparrow) | Mass (\downarrow) | Energy (\downarrow) | Fat (\downarrow) | Proteins (\downarrow) | Carb (\downarrow) | Avg. (\downarrow) | |
| FoodLMM (Yin et al. 2023) | 22.59 | 7.59 | 36.44 | 48.49 | 47.72 | 61.49 | 56.61 | 51.25 | 53.11 | |
| FoodLMM+MoE | 24.54 | 8.7 | 38.5 | 49.23 | 48.24 | 60.59 | 58.37 | 51.87 | 53.66 | |
| RoDE (ours) | 26.86 | 9.66 | 40.11 | 48.18 | 46.96 | 60.96 | 58.16 | 48.65 | 52.58 | |

Table 2: Comparative results for ingredient recognition, recipe generation and nutrition estimation on the Uni-Food Dataset. The FoodLMM+MoE is derived by integrating a Mixture of Experts (MoE) paradigm into the FoodLMM model.

| Nutrition5k | Mass (\downarrow) | Cal (\downarrow) | Fat (\downarrow) | Proteins (\downarrow) | Carb (\downarrow) | Avg. (\downarrow) |
|--------------------------|-----------------------|----------------------|----------------------|---------------------------|-----------------------|-----------------------|
| FoodLMM(Yin et al. 2023) | 38.96 | 54.04 | 69.84 | 54.88 | 51.3 | 53.8 |
| FoodLMM+MoE | 39.31 | 53.6 | 67.14 | 52.99 | 49.59 | 52.53 |
| RoDE (ours) | 38.45 | 52.47 | 67.1 | 53.92 | 47.84 | 51.96 |

Table 3: Nutrition estimation results on Nutrion5k dataset. The evaluation metric employed is the percentage Mean Absolute Error (pMAE).

added to the query and key projection layer. Unless specifically stated, the rank of LoRA is set to 8. Hyperparameter α is set to 16, and the LoRA dropout rate is set to 0.05.

During the training process of all our experiments, the weights of vision encoder and Llama are kept constant, with only the added LoRA modules being trainable. We employ the AdamW optimizer (Loshchilov and Hutter 2017) and use the WarmupDecayLR learning rate scheduler. The initial learning rate is set to 0.0003, weight decay is set to 0, and we perform 100 warm-up iterations. In the training stage, we use a batch size of 4, and gradient updates are computed every 10 batches. The training process is distributed across 4 RTX4090 GPUs. The training epoch is set to 1.

Performance Comparison

We perform a comparative analysis between our model and two versions of FoodLMM: a base version equipped with plane LoRA, and an enhanced version, FoodLMM+MoE, equipped with four 8-rank LoRA and a linear router with softmax. These methods are evaluated across three tasks: ingredient recognition, recipe generation, and nutrition estimation. The results are summarized in Table 2. The table clearly shows that the MoE design enhances the performance of FoodLMM. By adopting the traditional MoE paradigm, *i.e.*, FoodLMM+MoE, there is an 8.6% improvement in IoU for ingredients recognition, for recipe generation, there is a 14.6% increase in SacreBLEU and a 1.1% gain in Rouge-L scores. However, there is a slight reduction of 1% in nutritional performance. Overall, the comparison demonstrates the advantages of incorporating MoE.

Furthermore, our model, RoDE, significantly outperforms the traditional MoE design, achieving the highest scores across all evaluated metrics. In the ingredient recognition task, RoDE surpasses FoodLMM+MoE by a notable margin of 9.5%. For recipe generation, RoDE shows an 11% higher SacreBLEU score and a 4.2% improvement in Rouge-L score compared to FoodLMM+MoE. In the area of nutrition estimation, RoDE nearly tops the charts for all nutrient elements and secures the leading position in terms of average performance. These experimental results conclusively affirm the superiority of our proposed RoDE approach in

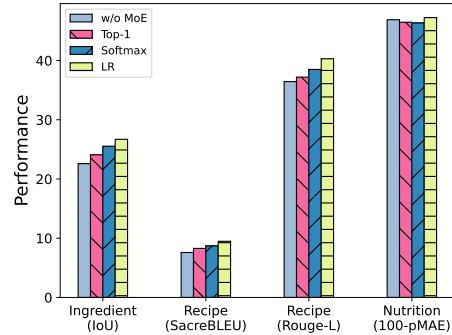


Figure 7: Performance Comparison of Routing Strategies: “Top-1” selects the top-1 expert according to router’s score. “Softmax” applies a softmax operation to process the router’s output, while “LR” uses linear rectified router. All the three strategies utilize a consistent LoRA rank setting of [8,8,8,8].

food multi-task learning.

Additionally, we conduct further experiments on Nutrition5k (Thames et al. 2021) dataset, adhering to the methodology established by FoodLMM, where only image information was utilized for training (without depth information). The outcomes, as presented in Table 3, unequivocally demonstrate that our methods consistently surpass both FoodLMM and traditional MoE variations in performance.

Ablation study

In this section, we perform an ablation study to evaluate the contribution and efficacy of the core components within our framework. For simplicity, we omit the task names and tag only the metrics.

MoE vs. Larger LoRA rank As illustrated in Table 4, we first compare the standard LoRA (Var1) with its MoE variant (Var3). The results indicate a superior performance of the MoE design. To ascertain whether this performance improvement can be attributed to an increase in the number of trainable LoRA parameters, we augment the LoRA rank of *Var1* to 32 to obtain *Var2*. A comparison between *Var2* and *Var4* reveals the superiority of the MoE design, even though these two variants have an equivalent number of trainable LoRA parameters. This finding suggests that the successful integration of MoE is not simply a result of expanding the number of trainable parameters.

| Settings | LoRA rank | Routing strategy | MoE | SacreBLEU (\uparrow) | Rouge-L (\uparrow) | Ingredient IoU (\uparrow) | pMAE (\downarrow) |
|----------|------------|------------------|--------------|--------------------------|------------------------|-------------------------------|-----------------------|
| Var1 | 8 | - | \times | 7.59 | 36.44 | 22.59 | 53.11 |
| Var2 | 32 | - | \times | 8.39 | 36.68 | 22.7 | 54.14 |
| Var3 | 8, 8, 8, 8 | Top-1 | \checkmark | 8.28 | 37.2 | 24.08 | 53.53 |
| Var4 | 8, 8, 8, 8 | Softmax | \checkmark | 8.7 | 38.5 | 24.54 | 53.66 |

Table 4: Ablation Study on MoE. The integration of MoE can enhance the LMM, not solely due to the introduction of additional LoRA parameters

| Settings | LoRA rank | Routing strategy | SacreBLEU (\uparrow) | Rouge-L (\uparrow) | Ingredient IoU (\uparrow) | pMAE (\downarrow) |
|----------|------------|------------------|--------------------------|------------------------|-------------------------------|-----------------------|
| Var1 | 8, 8, 8, 8 | Top-1 | 8.28 | 37.2 | 24.08 | 53.53 |
| Var2 | 8, 8, 8, 8 | Softmax | 8.7 | 38.5 | 24.54 | 53.66 |
| Var3 | 8, 8, 8, 8 | LR | 9.48 | 40.03 | 26.7 | 52.75 |
| Var4 | 2, 4, 6, 8 | Softmax | 8.66 | 38.15 | 24.54 | 53.22 |
| Var5 | 2, 4, 6, 8 | LR | 9.4 | 39.67 | 26.76 | 52.63 |

Table 5: Comparison of Three Routing Strategies. Our proposed Linear Rectified Router demonstrates superior performance on both homogeneous and heterogeneous combinations of experts.

Routing Strategy Then we examine the effects of the routing strategy. Our experiment includes three routing strategies: 1) similar to (Chen, Jie, and Ma 2024), the top-1 expert is selected, referred to as **Top-1**; 2) following the approach in (Dou et al. 2023), we employ a softmax function to normalize the router outputs, which is denoted as **Softmax**; 3) we introduce our novel linear rectified router, which we denote with the abbreviation **LR**. The results are summarized in Table 5 and visualized in Figure 7. As observed, while the Top-1 allocation MoE outperforms the standard LoRA (*Var1*), it is surpassed by the "soft" allocation strategies (*i.e.*, *Var2* and *Var3*). This indicates the efficiency of employing an ensemble of experts to address a single task. Moreover, the comparison between the LR and Softmax routers (*i.e.*, *Var2* and *Var3*, *Var4* and *Var5*) suggests that the LR routing strategy is superior. These results further underscore the effectiveness of our linear rectification routing strategy.

In addition, we visualize the heatmaps of router outputs for both the Softmax and LR routing strategies across several middle transformer blocks. Figure 6 illustrates this comparative analysis, clearly indicating that our proposed Linear Rectified Router achieves a higher degree of sparsity in task allocation.

Rank configuration of LoRA We conduct an ablation study to evaluate the impact of different LoRA rank configurations. The results, as presented in Table 6, span multiple expert configurations, including: 1) *Var1* - Four LoRAs, each with a uniform rank of 5. 2) *Var2* - Four LoRAs, each with a uniform rank of 8. 3) *Var3* - A heterogeneous set of four LoRAs with ranks of [2, 4, 6, 7]. 4) *Var4* - Another diverse set of four LoRAs with a distinct rank composition from *Var3*, specifically [2, 4, 8, 16]. The analysis of *Var1* and *Var2* suggests that configurations with higher-ranked LoRA experts are more effective. However, despite having the same number of trainable parameters as *Var1*, *Var3* demonstrates superior performance, indicating that a mix of higher and lower-ranked LoRA experts can also be effective. Moreover, *Var3* shows comparable performance to *Var2*, with only a slight

reduction in SacreBLEU score (by 0.08) and Rouge-L score (by 0.36), while having 32.5% fewer trainable parameters. This finding supports the notion that not all LoRA experts require high capacity to contribute effectively.

By adjusting the ranks in *Var3* to create *Var4*, we observe improved performance which exceeds that of *Var2*, despite *Var4* having 6.25% fewer trainable parameters. This outcome implies that a strategic combination of LoRA expert sizes can effectively support the inclusion of some larger LoRAs, potentially enhancing their capability to handle complex tasks more efficiently.

Training Parameter Efficiency

We evaluate various rank settings by visualizing the correlation between the number of trainable LoRA parameters and their corresponding task performance on the Uni-Food dataset. Figure 8 illustrates this relationship, with the y-axis indicating task performance and the x-axis representing the trainable LoRA parameter count. It is apparent that the MoE architecture incorporates more trainable LoRA parameters, which substantially boosts performance across a range of metrics, *i.e.*, recipe SacreBLEU, recipe Rouge-L, and ingredient IoU. When comparing sets of homogeneous experts to those of heterogeneous experts (*i.e.*, comparing rank sets [5,5,5,5] to [2,4,6,8]), the introduction of high rank LoRA can enhance model performance despite when the number of trainable LoRA parameters is the same. These results suggest that not every expert requires an extensive parameter set; heterogeneous experts can effectively coordinate trainable parameters, resulting in better performance on multi-task learning.

Conclusion

In this paper, we delve into the broader scope of tasks within the realm of food studies. We introduce Uni-Food, a comprehensive dataset comprising classification, ingredient recognition, recipe generation, and nutrition estimation. Uni-Food serves as a foundational resource empowering a wide spectrum of food-related research endeavors. The expansion of

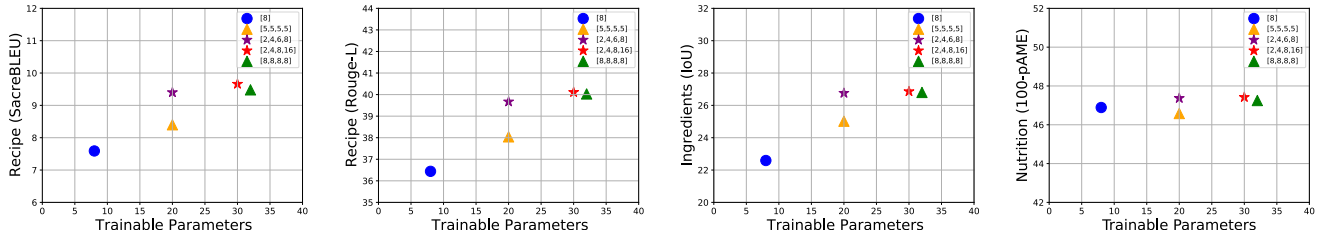


Figure 8: Correlation between the Quantity of Trainable LoRA Parameters and Task Performance Across Five LoRA Settings. For simplicity, the total LoRA ranks in a single layer are quantified as the trainable parameters.

| Settings | LoRA rank | Routing strategy | SacreBLEU (\uparrow) | Rouge-L (\uparrow) | Ingredient IoU (\uparrow) | pMAE (\downarrow) |
|----------|-------------|------------------|--------------------------|------------------------|-------------------------------|-----------------------|
| Var1 | 5, 5, 5, 5 | LR | 8.4 | 38.04 | 25.02 | 53.42 |
| Var2 | 8, 8, 8, 8 | LR | 9.48 | 40.03 | 26.7 | 52.75 |
| Var3 | 2, 4, 6, 8 | LR | 9.4 | 39.67 | 26.76 | 52.63 |
| Var4 | 2, 4, 8, 16 | LR | 9.66 | 40.11 | 26.86 | 52.58 |

Table 6: Ablation Study on the Rank Settings of Experts within MoE. The heterogeneous combination of experts yields superior performance while utilizing a reduced parameter count.

training tasks brings about a challenge of task conflict. To mitigate these task conflicts during SFT on Large LMMs, we introduce the Linear Rectified Mixture of Diverse Experts (RoDE). RoDE constructs a skill space that experts are sharable, and arranges a variety of trainable parameters to establish heterogeneous experts capable of adapting to tasks of different complexities. It employs linear rectified units to refine linear routers, encouraging the routers to learn sparse allocation. RoDE is not only GPU memory-efficient but it also simplifies the optimization process. Our experimental results clearly demonstrate the effectiveness of our proposed method, highlighting its efficiency and efficacy in overcoming the multifaceted challenges associated with the food domain.

References

- Achiam, J.; Adler, S.; Agarwal, S.; Ahmad, L.; Akkaya, I.; Aleman, F. L.; Almeida, D.; Altenschmidt, J.; Altman, S.; Anadkat, S.; et al. 2023. Gpt-4 technical report. *arXiv preprint arXiv:2303.08774*.
- Ando, Y.; Ege, T.; Cho, J.; and Yanai, K. 2019. DepthCalorieCam: A Mobile Application for Volume-Based Food-Calorie Estimation using Depth Cameras. In *Proceedings of the 5th International Workshop on Multimedia Assisted Dietary Management, MADiMa '19*, 76–81. New York, NY, USA: Association for Computing Machinery. ISBN 9781450369169.
- Bossard, L.; Guillaumin, M.; and Van Gool, L. 2014. In *Computer Vision – ECCV 2014*, 446–461. Cham: Springer International Publishing.
- Chen, J.; and Ngo, C.-W. 2016a. Deep-based ingredient recognition for cooking recipe retrieval. In *Proceedings of the 24th ACM international conference on Multimedia*, 32–41.
- Chen, J.; and Ngo, C.-w. 2016b. Deep-based Ingredient Recognition for Cooking Recipe Retrieval. In *Proceedings of the 24th ACM International Conference on Multimedia, MM '16*, 32–41. New York, NY, USA: Association for Computing Machinery. ISBN 9781450336031.
- Chen, J.; Zhu, B.; Ngo, C.-W.; Chua, T.-S.; and Jiang, Y.-G. 2020. A study of multi-task and region-wise deep learning for food ingredient recognition. *IEEE Transactions on Image Processing*, 30: 1514–1526.
- Chen, J.; Zhu, B.; Ngo, C.-W.; Chua, T.-S.; and Jiang, Y.-G. 2021. A Study of Multi-Task and Region-Wise Deep Learning for Food Ingredient Recognition. *IEEE Transactions on Image Processing*, 30: 1514–1526.
- Chen, S.; Jie, Z.; and Ma, L. 2024. Llava-mole: Sparse mixture of lora experts for mitigating data conflicts in instruction finetuning mllms. *arXiv preprint arXiv:2401.16160*.
- Chhikara, P.; Chaurasia, D.; Jiang, Y.; Masur, O.; and Ilievski, F. 2024. FIRE: Food Image to REcipe Generation. In *Proceedings of the IEEE/CVF Winter Conference on Applications of Computer Vision (WACV)*, 8184–8194.
- Ding, N.; Qin, Y.; Yang, G.; Wei, F.; Yang, Z.; Su, Y.; Hu, S.; Chen, Y.; Chan, C.-M.; Chen, W.; et al. 2023. Parameter-efficient fine-tuning of large-scale pre-trained language models. *Nature Machine Intelligence*, 5(3): 220–235.
- Dou, S.; Zhou, E.; Liu, Y.; Gao, S.; Zhao, J.; Shen, W.; Zhou, Y.; Xi, Z.; Wang, X.; Fan, X.; et al. 2023. Loramoe: Revolutionizing mixture of experts for maintaining world knowledge in language model alignment. *arXiv preprint arXiv:2312.09979*.
- Gao, J.; Chen, J.; Fu, H.; and Jiang, Y.-G. 2023. Dynamic Mixup for Multi-Label Long-Tailed Food Ingredient Recognition. *IEEE Transactions on Multimedia*, 25: 4764–4773.
- Gou, Y.; Liu, Z.; Chen, K.; Hong, L.; Xu, H.; Li, A.; Yeung, D.-Y.; Kwok, J. T.; and Zhang, Y. 2023. Mixture of cluster-conditional lora experts for vision-language instruction tuning. *arXiv preprint arXiv:2312.12379*.

- Hu, E. J.; Shen, Y.; Wallis, P.; Allen-Zhu, Z.; Li, Y.; Wang, S.; Wang, L.; and Chen, W. 2021. Lora: Low-rank adaptation of large language models. *arXiv preprint arXiv:2106.09685*.
- Huang, C.; Liu, Q.; Lin, B. Y.; Pang, T.; Du, C.; and Lin, M. 2023. LoraHub: Efficient cross-task generalization via dynamic lora composition. *arXiv preprint arXiv:2307.13269*.
- Kawano, Y.; and Yanai, K. 2014. Automatic Expansion of a Food Image Dataset Leveraging Existing Categories with Domain Adaptation. In *Proc. of ECCV Workshop on Transferring and Adapting Source Knowledge in Computer Vision (TASK-CV)*.
- Lai, X.; Tian, Z.; Chen, Y.; Li, Y.; Yuan, Y.; Liu, S.; and Jia, J. 2023. Lisa: Reasoning segmentation via large language model. *arXiv preprint arXiv:2308.00692*.
- Lin, B.; Tang, Z.; Ye, Y.; Cui, J.; Zhu, B.; Jin, P.; Zhang, J.; Ning, M.; and Yuan, L. 2024. Moe-llava: Mixture of experts for large vision-language models. *arXiv preprint arXiv:2401.15947*.
- Lin, C.-Y. 2004. Rouge: A package for automatic evaluation of summaries. In *Text summarization branches out*, 74–81.
- Liu, H.; Li, C.; Wu, Q.; and Lee, Y. J. 2023a. Visual Instruction Tuning.
- Liu, Q.; Wu, X.; Zhao, X.; Zhu, Y.; Xu, D.; Tian, F.; and Zheng, Y. 2023b. Moelora: An moe-based parameter efficient fine-tuning method for multi-task medical applications. *arXiv preprint arXiv:2310.18339*.
- Loshchilov, I.; and Hutter, F. 2017. Decoupled weight decay regularization. *arXiv preprint arXiv:1711.05101*.
- Luo, M.; Min, W.; Wang, Z.; Song, J.; and Jiang, S. 2023. Ingredient prediction via context learning network with class-adaptive asymmetric loss. *IEEE Transactions on Image Processing*.
- Marin, J.; Biswas, A.; Ofli, F.; Hynes, N.; Salvador, A.; Aytar, Y.; Weber, I.; and Torralba, A. 2019. Recipe1M+: A Dataset for Learning Cross-Modal Embeddings for Cooking Recipes and Food Images. *IEEE Trans. Pattern Anal. Mach. Intell.*
- Min, W.; Wang, Z.; Liu, Y.; Luo, M.; Kang, L.; Wei, X.; Wei, X.; and Jiang, S. 2023. Large scale visual food recognition. *IEEE Transactions on Pattern Analysis and Machine Intelligence*.
- Nair, V.; and Hinton, G. E. 2010. Rectified linear units improve restricted boltzmann machines. In *Proceedings of the 27th international conference on machine learning (ICML-10)*, 807–814.
- Pan, L.-M.; Chen, J.; Wu, J.; Liu, S.; Ngo, C.-W.; Kan, M.-Y.; Jiang, Y.; and Chua, T.-S. 2020. Multi-modal cooking workflow construction for food recipes. In *Proceedings of the 28th ACM International Conference on Multimedia*, 1132–1141.
- Ponti, E. M.; Sordani, A.; Bengio, Y.; and Reddy, S. 2023. Combining parameter-efficient modules for task-level generalisation. In *Proceedings of the 17th Conference of the European Chapter of the Association for Computational Linguistics*, 687–702.
- Post, M. 2018. A call for clarity in reporting BLEU scores.
- Qiu, J.; Lo, F. P. W.; Sun, Y.; Wang, S.; and Lo, B. 2022. Mining Discriminative Food Regions for Accurate Food Recognition. *arXiv:2207.03692*.
- Radford, A.; Narasimhan, K.; Salimans, T.; Sutskever, I.; et al. 2018. Improving language understanding by generative pre-training.
- Salvador, A.; Drozdal, M.; Giró-i Nieto, X.; and Romero, A. 2019. Inverse cooking: Recipe generation from food images. In *Proceedings of the IEEE/CVF Conference on Computer Vision and Pattern Recognition*, 10453–10462.
- Salvador, A.; Hynes, N.; Aytar, Y.; Marin, J.; Ofli, F.; Weber, I.; and Torralba, A. 2017. Learning cross-modal embeddings for cooking recipes and food images. In *Proceedings of the IEEE conference on computer vision and pattern recognition*, 3020–3028.
- Thames, Q.; Karpur, A.; Norris, W.; Xia, F.; Panait, L.; Weyand, T.; and Sim, J. 2021. Nutrition5k: Towards automatic nutritional understanding of generic food. In *Proceedings of the IEEE/CVF conference on computer vision and pattern recognition*, 8903–8911.
- Touvron, H.; Martin, L.; Stone, K.; Albert, P.; Almahairi, A.; Babaei, Y.; Bashlykov, N.; Batra, S.; Bhargava, P.; Bhosale, S.; et al. 2023. Llama 2: Open foundation and fine-tuned chat models. *arXiv preprint arXiv:2307.09288*.
- Wang, Z.; Min, W.; Li, Z.; Kang, L.; Wei, X.; Wei, X.; and Jiang, S. 2022. Ingredient-Guided Region Discovery and Relationship Modeling for Food Category-Ingredient Prediction. *IEEE Transactions on Image Processing*, 31: 5214–5226.
- Yin, Y.; Qi, H.; Zhu, B.; Chen, J.; Jiang, Y.-G.; and Ngo, C.-W. 2023. FoodLMM: A Versatile Food Assistant using Large Multi-modal Model. *arXiv preprint arXiv:2312.14991*.
- Zhou, Y.; Lei, T.; Liu, H.; Du, N.; Huang, Y.; Zhao, V.; Dai, A. M.; Le, Q. V.; Laudon, J.; et al. 2022. Mixture-of-experts with expert choice routing. *Advances in Neural Information Processing Systems*, 35: 7103–7114.
- Zhu, B.; Ngo, C.-W.; Chen, J.; and Hao, Y. 2019. R2gan: Cross-modal recipe retrieval with generative adversarial network. In *Proceedings of the IEEE/CVF Conference on Computer Vision and Pattern Recognition*, 11477–11486.