

# Impact of evolving dark energy on the search for primordial gravitational waves

Hao Wang<sup>1,2\*</sup>, Gen Ye<sup>3†</sup>, and Yun-Song Piao<sup>1,2,4,5 ‡</sup>

<sup>1</sup> *School of Fundamental Physics and Mathematical Sciences,  
Hangzhou Institute for Advanced Study, UCAS, Hangzhou 310024, China*

<sup>2</sup> *School of Physics Sciences, University of Chinese  
Academy of Sciences, Beijing 100049, China*

<sup>3</sup> *Leiden University, Instituut-Lorentz for Theoretical Physics, 2333CA, Leiden, Netherlands*

<sup>4</sup> *International Center for Theoretical Physics Asia-Pacific, Beijing/Hangzhou, China and*

<sup>5</sup> *Institute of Theoretical Physics, Chinese Academy of Sciences,  
P.O. Box 2735, Beijing 100190, China*

## Abstract

Recent data seem to suggest a *preference* for the evolving dark energy (DE). However, if the case is actually so, and not caused by unknown systematics in data, it might impact our understanding about our Universe in an anomalous way due to the shifts of some primary parameters. As an example, we present the search for the primordial gravitational waves, based on the evolving DE. The joint analysis of recent BICEP/Keck cosmic microwave background (CMB) B-mode polarization data with Planck18 CMB, DESI baryon acoustic oscillations and PantheonPlus data shows that the bestfit tensor-to-scalar ratio is  $r_{0.05} \sim 0.01$ , and the lower bound of  $r_{0.05}$  is  $\sim 2\sigma$  non-zero.

PACS numbers:

---

\* [wanghao187@mailsucas.ac.cn](mailto:wanghao187@mailsucas.ac.cn)  
† [ye@lorentz.leidenuniv.nl](mailto:ye@lorentz.leidenuniv.nl)  
‡ [yspiao@ucas.ac.cn](mailto:yspiao@ucas.ac.cn)

## I. INTRODUCTION

It is well-known that inflation is the current paradigm of early universe [1–4], which predicts nearly scale-invariant scalar perturbation consistent with the cosmic microwave background (CMB) observations, as well as the primordial gravitational waves (GWs).

The ultra-low-frequency primordial GWs at  $f \sim 10^{-18} - 10^{-16}$ Hz, thought as the “smoking gun” of inflation, can source the B-mode polarization in the CMB [5–7], and search for it is currently the most promising way to detect the primordial GWs. Based on the standard  $\Lambda$ CDM model, using Planck18 CMB, baryon acoustic oscillations (BAO) and BICEP/Keck18 CMB B-mode dataset the BICEP/Keck collaboration has reported the upper bound on the tensor-to-scalar ratio,  $r < 0.036$  (95% C.L.) [8], see also [9]. The models with larger Hubble constant will have tighter upper bound, up to  $r < 0.028$  (95% C.L.) [10, 11]. Recently, a joint analysis of NANOGrav 15-year (at  $f \sim 10^{-10} - 10^{-8}$ Hz) [12] and BICEP/Keck18 dataset has showed  $r < 0.039$  (95% C.L.) [13], see also [14–16].

The standard  $\Lambda$ CDM model is thought to be the most successful model explaining most of cosmological observations, in which  $\Lambda$  is a positive cosmological constant and also call the dark energy (DE) responsible for the accelerated expansion of our current Universe. In the past decades, identifying the nature of DE has been still an important challenge. Recently, using their first year data the DESI collaboration [17–19] has found a  $\gtrsim 3\sigma$  evidence for an evolving DE. The relevant issues are being intensively investigated [20–44]

The result of DESI collaboration about an evolving DE has astonished the scientific community, It has been also observed that this anomalous result is caused primarily by the LRG samples at low redshift [23, 45, 46]. However, if the dataset actually preferred the evolving DE, it might affect our understanding about our Universe in an unexpected way, thus it is significant to explore the underlying impact of evolving DE on the physics of very early Universe. As a step towards this issue, we present the search for primordial GWs, and find

$$r_{0.05} = 0.0153^{+0.0051+0.0188}_{-0.0133-0.0155} \quad (68\% \text{ and } 95\% \text{ CL.}) \quad (1)$$

The upper bound is consistent with that reported by the BICEP/Keck collaboration [8], but the lower bound is  $\sim 1.9\sigma$  non-zero. The bestfit  $r$  is  $r_{0.05} \sim 0.01$ , see also Fig.1.

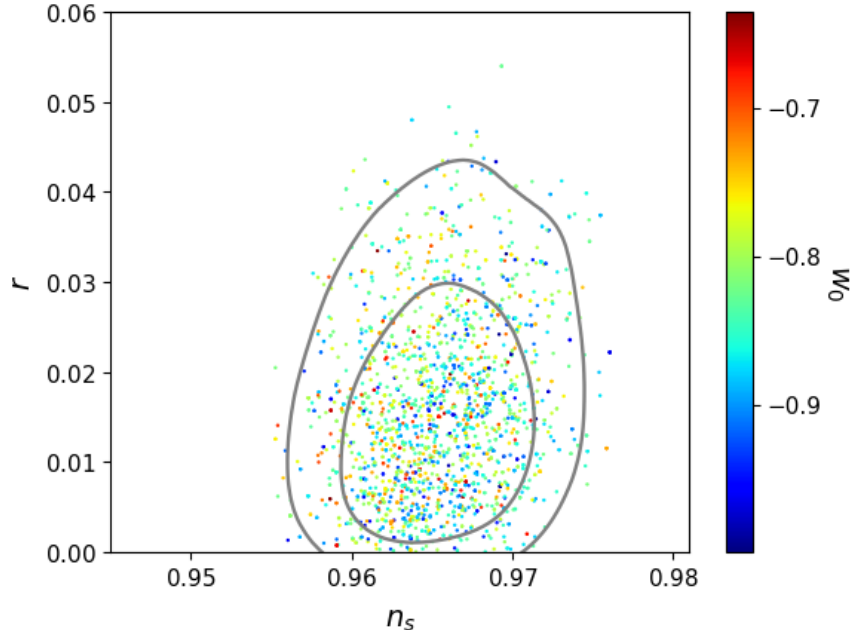


FIG. 1: The  $r-n_s$  contours for the  $w_0w_a$ CDM model, fitting to Planck18+BK18+DESI+Pantheon Plus datasets, where  $n_s$  is the spectral index of primordial scalar perturbation.

## II. DATA AND METHODOLOGY

Recent DESI data is based on samples of bright galaxies, LRGs, ELGs, quasars and Ly $\alpha$  Forest at the redshift region  $0.1 < z < 4.2$  [17–19]. Here, we will use their measurements for the comoving distances  $D_M(z)/r_d$  and  $D_H(z)/r_d$ , where

$$D_M(z) \equiv \int_0^z \frac{cdz'}{H(z')}, \quad D_H(z) \equiv \frac{c}{H(z)}, \quad (2)$$

and  $r_d = \int_{z_d}^{\infty} \frac{c_s(z)}{H(z)}$  is the sound horizon with  $z_d \simeq 1060$  at the baryon drag epoch and  $c_s$  the speed of sound, as well as the angle-averaged quantity  $D_V/r_d$ , where  $D_V(z) \equiv (zD_M(z)^2D_H(z))^{1/3}$ .

In addition, we also use **Planck 2018 CMB** dataset (low- $l$  and high- $l$  TT, TE, EE spectra, and reconstructed CMB lensing spectrum [47–49]), **Pantheon+** data (consisting of 1701 light curves of 1550 spectroscopically confirmed Type Ia SN coming from 18 different surveys [50]), and the CMB B-mode polarization data **BK18** [8]. Throughout this paper, we work with **Planck18+BK18+DESI+Pantheon Plus** datasets.

We modified the MontePython-3.6 sampler [52, 53] and CLASS codes [54, 55] to perform our MCMC analysis. Here, to observe the impact of evolving DE on  $r$  in light of DESI and

tracer	$z_{eff}$	$D_M/r_d$	$D_H/r_d$	$D_V/r_d$
BGS	0.30	-	-	$7.93 \pm 0.15$
LRG	0.51	$13.62 \pm 0.25$	$20.98 \pm 0.61$	-
LRG	0.71	$16.85 \pm 0.32$	$20.08 \pm 0.60$	-
LRG+ELG	0.93	$21.71 \pm 0.28$	$17.88 \pm 0.35$	-
ELG	1.32	$27.79 \pm 0.69$	$13.82 \pm 0.42$	-
QSO	1.49	-	-	$26.07 \pm 0.67$
Lya QSO	2.33	$39.71 \pm 0.94$	$8.52 \pm 0.17$	-

TABLE I: Statistics for the DESI samples of the DESI DR1 BAO measurements used in this paper.

BK18, we consider the  $w_0w_a$ CDM model with the equation of state of DE  $w_{DE} = w_0 + w_a \frac{z}{1+z}$  [77, 78]. The pivot scale  $k_{pivot}$  of  $r$  is set to  $0.05(\text{Mpc})^{-1}$ . In Table.II we list the flat priors used for our MCMC *parameters*  $\{\omega_b, \omega_{cdm}, H_0, \ln 10^{10} A_s, n_s, \tau_{reio}, w_0, w_a, r\}$ . We adopt a Gelman-Rubin convergence criterion with a threshold  $R - 1 < 0.01$ .

In order to see to what extent the results on  $r$  are model-dependent, we also consider the  $w_0w_a$ CDM model with a negative cosmological constant (nCC), which is hinted by DESI according to recent Refs.[40, 41], see [56–61] for earlier works <sup>1</sup>. We adapt a flat prior for the density parameter of nCC  $\Omega_L \in [-2, 0.6]$  additionally. The density parameter  $\Omega_x$  of evolving  $w_0w_a$  DE satisfies  $\Omega_{DE} = \Omega_x + \Omega_L \simeq 0.7$ .

<sup>1</sup> The negative CC, which corresponds to the anti-de Sitter (AdS) vacuum, might contribute to settle the Hubble tension, see e.g. AdS-EDE [62–66] and the switch-sign CC [67–74].

Parameters	Prior
$100\omega_b$	[None, None]
$\omega_{cdm}$	[None, None]
$H_0$	[65, 80]
$\ln 10^{10} A_s$	[None, None]
$n_s$	[None, None]
$\tau_{reio}$	[0.004, None]
$w_0$	[-2, 0.34]
$w_a$	[-3, 2]
$r$	[0, 0.5]

TABLE II: The priors of primary parameters we adopt in MCMC analysis.

### III. RESULTS AND DISCUSSION

In Table.III, we present our MCMC results. The  $1\sigma$  and  $2\sigma$  marginalized posterior distributions of the corresponding parameters are showed in Fig.2. As expected, an evolving DE is preferred with  $w_0 = -0.832 \pm 0.070$  and  $w_a = -0.667 \pm 0.333$ , consistent with those of DESI collaboration [17]. The result of tensor-to-scalar ratio  $r$  is  $r = 0.0153_{-0.0133}^{+0.0051}$  at the  $1\sigma(68\%)$  CL. and  $r = 0.0152_{-0.0155}^{+0.0188}$  at the  $2\sigma(95\%)$  CL., its lower bound is  $\sim 1.9\sigma$  non-zero. The response of total BK18  $\chi^2$  to the variation in  $r$  is showed in Fig.3. We can clearly see that the bestfit value is  $r = 0.009$ .

The  $w_0 w_a$ CDM+nCC model shows similar but slightly smaller result,  $r = 0.007$ . And the bestfit CC is  $\Omega_L \sim -0.75 < 0$ . It is noteworthy that the inclusion of a negative CC makes  $w_0$  and  $w_a$  closer to  $w_0 = -1$  and  $w_a = 0$ , in particular,  $w_0 + w_a \geq -1$  can be  $\sim 1\sigma$  consistent, see also [40]. In corresponding scalar field model our result suggest that the AdS vacuum might exist and at low redshift the scalar field will roll towards it.

As pointed out in Ref.[10], the constraint on  $r$  is related to the amplitude of the scalar perturbation  $A_s$ . A larger  $A_s$  contributes to larger  $C_{l,\text{lensing}}^{BB}$ , and smaller  $C_{l,\text{tensor}}^{BB}$  since  $C_{l,\text{total}}^{BB} = C_{l,\text{lensing}}^{BB} + C_{l,\text{tensor}}^{BB}$  is set by BK18 dataset, and thus a smaller  $r$ . This negative relation between the bestfit values of  $A_s$  and  $r$  can be seen in Table.III. However, the dataset preferring the evolving DE does not simply shift the posteriors of  $A_s$ . Both  $w_0 w_a$ CDM

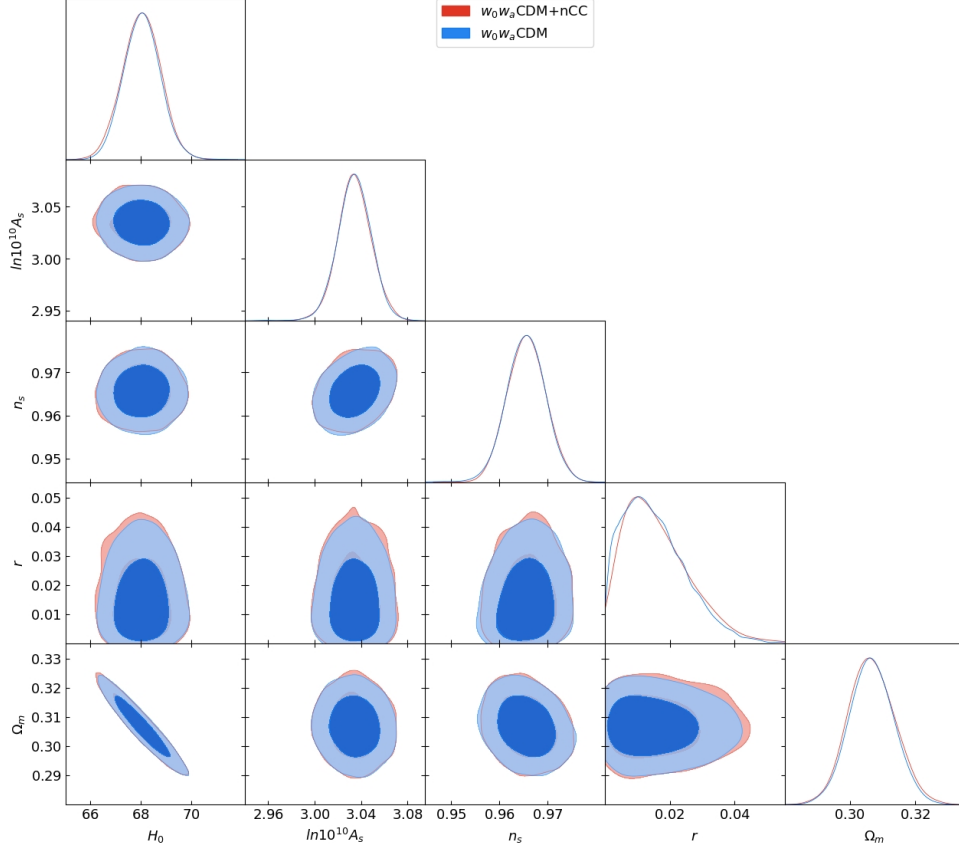


FIG. 2: 2D contours of the primary parameters at 68% and 95% CL for the evolving DE, fitting to Planck18+BK18+DESI+Pantheon Plus datasets.

and  $w_0w_a$ CDM+nCC models also accommodate larger  $H_0$  and smaller  $\Omega_m$ , compared with  $\Lambda$ CDM with pre-DESI data (e.g.[10]), and thus the posterior of  $A_s$ , also  $r$ , is enlarged to both larger and smaller sides. This also explains why the posteriors of  $r$  in both models are similar but their bestfit values slightly differ.

It is also interesting to compare our result with that of the  $\Lambda$ CDM model. In Appendix, we also confront the  $\Lambda$ CDM model with the Planck18+BK18+DESI+Pantheon Plus datasets, though it is not the bestfit model of this dataset (its  $\chi^2$  is larger,  $\chi^2_{\Lambda\text{CDM}} - \chi^2_{w_0w_a\text{CDM}} = 7.47$ ). The evolving DE has a significant impact on the cosmological evolution at low redshift  $z \lesssim 0.5$ , which affects the perturbation spectrum  $P(k, z)$ , and thus needs to adjust the original parameters to maintain consistency with observations. As plotted in Fig.4,  $C_{l,\text{lensing}}^{BB}$  of  $w_0w_a$ CDM is slightly larger than that of  $\Lambda$ CDM, since  $\delta \ln 10^{10} A_s \sim +0.005$ , and thus  $C_{l,\text{tensor}}^{BB}$  is smaller,  $r = 0.009$ , to keep  $C_{l,\text{total}}^{BB}$  nearly unchanged.

Parameters	$w_0w_a$ CDM	$w_0w_a$ CDM+nCC
$100\omega_b$	$2.231(2.238)\pm 0.015$	$2.233(2.232)\pm 0.014$
$\omega_{cdm}$	$0.120(0.120)\pm 0.001$	$0.120(0.120)\pm 0.001$
$H_0$	$68.07(68.48)\pm 0.83$	$68.03(67.95)\pm 0.75$
$\ln 10^{10}A_s$	$3.034(3.041)\pm 0.015$	$3.034(3.046)\pm 0.015$
$n_s$	$0.965(0.966)\pm 0.004$	$0.966(0.967)\pm 0.004$
$\tau_{reio}$	$0.052(0.054)\pm 0.008$	$0.052(0.058)\pm 0.008$
$w_0$	$-0.832(-0.857)\pm 0.070$	$-0.902(-0.956)\pm 0.064$
$w_a$	$-0.667(-0.599)\pm 0.333$	$-0.544(-0.237)\pm 0.707$
$\Omega_L$	-	$-1.08(-0.749)\pm 0.65$
$r$	$0.0153(0.0091)_{-0.0133}^{+0.0051}$	$0.0160(0.0072)_{-0.0127}^{+0.0066}$
$\Omega_m$	$0.307(0.303)\pm 0.008$	$0.307(0.308)\pm 0.007$
$S_8$	$0.833(0.834)\pm 0.012$	$0.833(0.842)\pm 0.012$
$\chi_{\text{CMB}}^2$	2771.07	2771.09
$\chi_{\text{DESI}}^2$	14.01	13.78
$\chi_{\text{BK18}}^2$	537.52	537.31
$\chi_{\text{Pantheon+}}^2$	1409.14	1409.03
$\chi_{\text{tot}}^2$	4731.22	4730.71

TABLE III: Mean (bestfit) values and  $1\sigma$  regions of the parameters of models, fitting to Planck18+BK18+DESI+Pantheon Plus datasets.

In certain sense, we are testing the potential impact of evolving DE on the search for the primordial GWs. In the light of our work, if recent datasets actually preferred the evolving DE (which is not due to some unknown systematics in data), our approach to  $r$  and its extension might be worth further investigating, which would bring the unexpected insights into our primordial Universe, in particular the inflation models.

### Acknowledgments

YSP is supported by National Key Research and Development Program of China (Grant No. 2021YFC2203004), NSFC (Grant No.12075246), and the Fundamental Research Funds

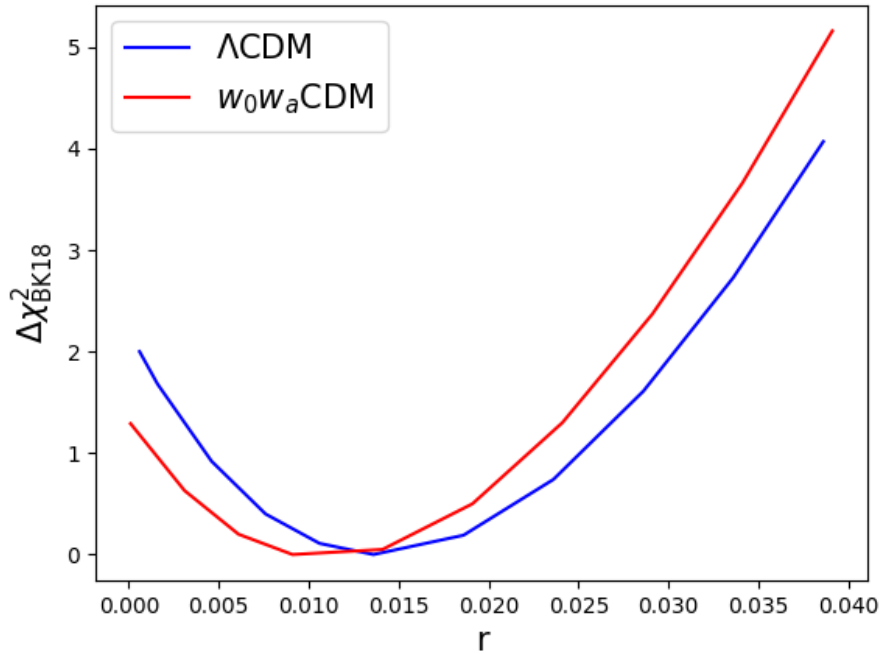


FIG. 3: Response of total BK18  $\chi^2$  to the variation in  $r$ .  $\chi^2$  at each point is calculated by varying  $r$  with all other parameters fixed to their bestfit values. The y-axis plots  $\Delta\chi^2 = \chi^2 - \chi_{\text{bestfit}}^2$  for the BK18 datasets (here the range of  $\Delta\chi^2 = 1$  is smaller than the actual  $1\sigma$ ). As a comparison, we also plot that for the  $\Lambda$ CDM model, see Appendix.

for the Central Universities. GY is supported by NWO and the Dutch Ministry of Education, Culture and Science (OCW) (Grant VI.Vidi.192.069).

### Appendix A: MCMC results of $\Lambda$ CDM

Here, we confront the  $\Lambda$ CDM model with the Planck18+BK18+DESI+Pantheon Plus datasets. The results are presented in Table.IV, see also recent results using Planck+BK18+DESI dataset [29].

---

[1] A. H. Guth, Phys. Rev. D **23** (1981), 347-356 doi:10.1103/PhysRevD.23.347

[2] A. D. Linde, Phys. Lett. B **108** (1982), 389-393 doi:10.1016/0370-2693(82)91219-9



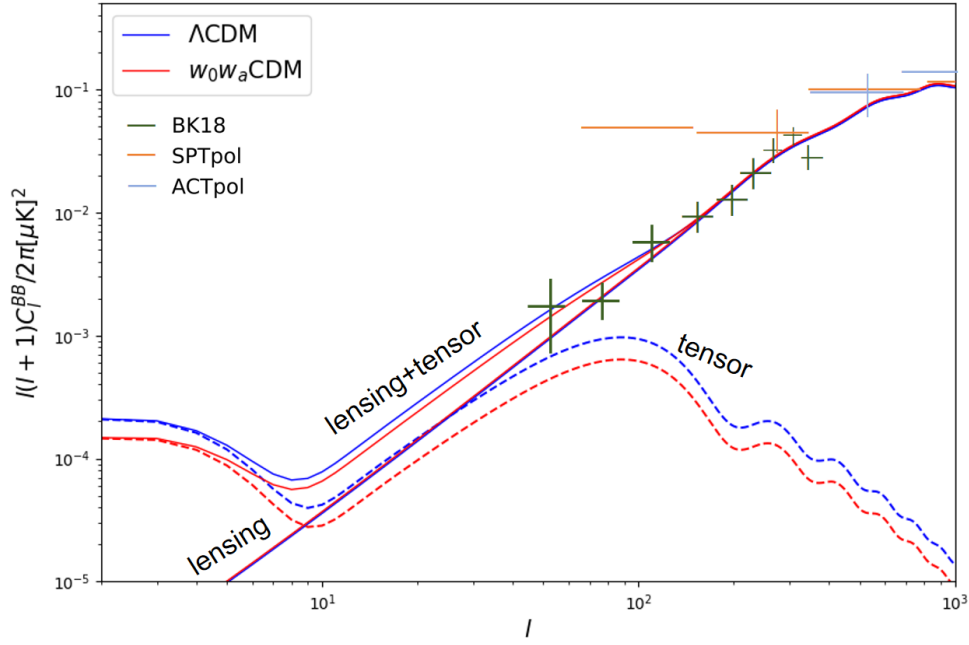


FIG. 4:  $C_{l,\text{total}}^{BB}$ ,  $C_{l,\text{lensing}}^{BB}$ ,  $C_{l,\text{tensor}}^{BB}$  for the bestfit values of the  $w_0 w_a$ CDM and  $\Lambda$ CDM models. Points with error bars are binned BK18 [8], SPT [75] and ACT [76] data points.

- [3] A. Albrecht and P. J. Steinhardt, Phys. Rev. Lett. **48** (1982), 1220-1223 doi:10.1103/PhysRevLett.48.1220
- [4] A. A. Starobinsky, Phys. Lett. B **91** (1980), 99-102 doi:10.1016/0370-2693(80)90670-X
- [5] U. Seljak, Astrophys. J. **482** (1997), 6 doi:10.1086/304123 [arXiv:astro-ph/9608131 [astro-ph]].
- [6] M. Kamionkowski, A. Kosowsky and A. Stebbins, Phys. Rev. Lett. **78** (1997), 2058-2061 doi:10.1103/PhysRevLett.78.2058 [arXiv:astro-ph/9609132 [astro-ph]].
- [7] U. Seljak and M. Zaldarriaga, Phys. Rev. Lett. **78** (1997), 2054-2057 doi:10.1103/PhysRevLett.78.2054 [arXiv:astro-ph/9609169 [astro-ph]].
- [8] P. A. R. Ade *et al.* [BICEP and Keck], Phys. Rev. Lett. **127** (2021) no.15, 151301 doi:10.1103/PhysRevLett.127.151301 [arXiv:2110.00483 [astro-ph.CO]].
- [9] M. Tristram, A. J. Banday, K. M. Górski, R. Keskitalo, C. R. Lawrence, K. J. Andersen, R. B. Barreiro, J. Borrill, L. P. L. Colombo and H. K. Eriksen, *et al.* Phys. Rev. D **105** (2022) no.8, 083524 doi:10.1103/PhysRevD.105.083524 [arXiv:2112.07961 [astro-ph.CO]].
- [10] G. Ye and Y. S. Piao, Phys. Rev. D **106** (2022) no.4, 043536 doi:10.1103/PhysRevD.106.043536 [arXiv:2202.10055 [astro-ph.CO]].

Parameters	$\Lambda$ CDM
$100\omega_b$	$2.235(2.238)\pm 0.014$
$\omega_{cdm}$	$0.119(0.119)\pm 0.001$
$H_0$	$68.17(68.43)\pm 0.41$
$\ln 10^{10} A_s$	$3.041(3.035)\pm 0.014$
$n_s$	$0.967(0.966)\pm 0.004$
$\tau_{reio}$	$0.055(0.051)\pm 0.007$
$r$	$0.0152(0.0136)^{+0.0052+0.0184}_{-0.0130-0.0152}$
$\Omega_m$	$0.305(0.301)\pm 0.005$
$S_8$	$0.827(0.818)\pm 0.010$
$\chi^2_{\text{CMB}}$	2772.47
$\chi^2_{\text{DESI}}$	16.35
$\chi^2_{\text{BK18}}$	536.54
$\chi^2_{\text{Pantheon+}}$	1413.83
$\chi^2_{\text{tot}}$	4739.19

TABLE IV: Mean (bestfit) values and  $1\sigma$  regions of the parameters of the  $\Lambda$ CDM model, fitting to Planck18+BK18+DESI+Pantheon Plus datasets.

- [11] J. Q. Jiang, G. Ye and Y. S. Piao, Phys. Lett. B **851** (2024), 138588 doi:10.1016/j.physletb.2024.138588 [arXiv:2303.12345 [astro-ph.CO]].
- [12] G. Agazie *et al.* [NANOGrav], Astrophys. J. Lett. **951** (2023) no.1, L8 doi:10.3847/2041-8213/acdac6 [arXiv:2306.16213 [astro-ph.HE]].
- [13] J. Q. Jiang, Y. Cai, G. Ye and Y. S. Piao, JCAP **05** (2024), 004 doi:10.1088/1475-7516/2024/05/004 [arXiv:2307.15547 [astro-ph.CO]].
- [14] A. Afzal *et al.* [NANOGrav], Astrophys. J. Lett. **951** (2023) no.1, L11 doi:10.3847/2041-8213/acdc91 [arXiv:2306.16219 [astro-ph.HE]].
- [15] S. Vagnozzi, Mon. Not. Roy. Astron. Soc. **502** (2021) no.1, L11-L15 doi:10.1093/mnrasl/slaa203 [arXiv:2009.13432 [astro-ph.CO]].
- [16] S. Vagnozzi, JHEAp **39** (2023), 81-98 doi:10.1016/j.jheap.2023.07.001 [arXiv:2306.16912 [astro-ph.CO]].
- [17] A. G. Adame *et al.* [DESI], [arXiv:2404.03002 [astro-ph.CO]].

- [18] A. G. Adame *et al.* [DESI], [arXiv:2404.03000 [astro-ph.CO]].
- [19] A. G. Adame *et al.* [DESI], [arXiv:2404.03001 [astro-ph.CO]].
- [20] R. Calderon *et al.* [DESI], [arXiv:2405.04216 [astro-ph.CO]].
- [21] K. Lodha *et al.* [DESI], [arXiv:2405.13588 [astro-ph.CO]].
- [22] H. Wang and Y. S. Piao, [arXiv:2404.18579 [astro-ph.CO]].
- [23] Z. Wang, S. Lin, Z. Ding and B. Hu, [arXiv:2405.02168 [astro-ph.CO]].
- [24] Y. Yang, X. Ren, Q. Wang, Z. Lu, D. Zhang, Y. F. Cai and E. N. Saridakis, [arXiv:2404.19437 [astro-ph.CO]].
- [25] W. Yin, [arXiv:2404.06444 [hep-ph]].
- [26] O. Luongo and M. Muccino, [arXiv:2404.07070 [astro-ph.CO]].
- [27] M. Cortês and A. R. Liddle, [arXiv:2404.08056 [astro-ph.CO]].
- [28] Y. Carloni, O. Luongo and M. Muccino, [arXiv:2404.12068 [astro-ph.CO]].
- [29] D. Wang, [arXiv:2404.06796 [astro-ph.CO]].
- [30] D. Wang, [arXiv:2404.13833 [astro-ph.CO]].
- [31] E. Ó. Colgáin, M. G. Dainotti, S. Capozziello, S. Pourojaghi, M. M. Sheikh-Jabbari and D. Stojkovic, [arXiv:2404.08633 [astro-ph.CO]].
- [32] W. Giarè, M. A. Sabogal, R. C. Nunes and E. Di Valentino, [arXiv:2404.15232 [astro-ph.CO]].
- [33] C. Escamilla-Rivera and R. Sandoval-Orozco, *JHEAp* **42** (2024), 217-221 doi:10.1016/j.jheap.2024.05.005 [arXiv:2405.00608 [astro-ph.CO]].
- [34] C. G. Park, J. de Cruz Perez and B. Ratra, [arXiv:2405.00502 [astro-ph.CO]].
- [35] D. Shlivko and P. Steinhardt, [arXiv:2405.03933 [astro-ph.CO]].
- [36] B. R. Dinda, [arXiv:2405.06618 [astro-ph.CO]].
- [37] O. Seto and Y. Toda, [arXiv:2405.11869 [astro-ph.CO]].
- [38] S. Bhattacharya, G. Borghetto, A. Malhotra, S. Parameswaran, G. Tasinato and I. Zavala, [arXiv:2405.17396 [astro-ph.CO]].
- [39] N. Roy, [arXiv:2406.00634 [astro-ph.CO]].
- [40] H. Wang, Z. Y. Peng and Y. S. Piao, [arXiv:2406.03395 [astro-ph.CO]].
- [41] A. Notari, M. Redi and A. Tesi, [arXiv:2406.08459 [astro-ph.CO]].
- [42] J. J. Heckman, O. F. Ramadan and J. Sakstein, [arXiv:2406.04408 [astro-ph.CO]].
- [43] I. D. Gialamas, G. Hütsi, K. Kannike, A. Racioppi, M. Raidal, M. Vasar and H. Veermäe, [arXiv:2406.07533 [astro-ph.CO]].

- [44] L. Orchard and V. H. Cárdenas, [arXiv:2407.05579 [astro-ph.CO]].
- [45] A. Chudaykin and M. Kunz, [arXiv:2407.02558 [astro-ph.CO]].
- [46] G. Liu, Y. Wang and W. Zhao, [arXiv:2407.04385 [astro-ph.CO]].
- [47] N. Aghanim *et al.* [Planck], *Astron. Astrophys.* **641** (2020), A5 doi:10.1051/0004-6361/201936386 [arXiv:1907.12875 [astro-ph.CO]].
- [48] N. Aghanim *et al.* [Planck], *Astron. Astrophys.* **641** (2020), A8 doi:10.1051/0004-6361/201833886 [arXiv:1807.06210 [astro-ph.CO]].
- [49] N. Aghanim *et al.* [Planck], *Astron. Astrophys.* **641**, A6 (2020) [erratum: *Astron. Astrophys.* **652**, C4 (2021)] doi:10.1051/0004-6361/201833910 [arXiv:1807.06209 [astro-ph.CO]].
- [50] D. Scolnic, D. Brout, A. Carr, A. G. Riess, T. M. Davis, A. Dwomoh, D. O. Jones, N. Ali, P. Charvu and R. Chen, *et al.* *Astrophys. J.* **938** (2022) no.2, 113 doi:10.3847/1538-4357/ac8b7a [arXiv:2112.03863 [astro-ph.CO]].
- [51] A. G. Riess, W. Yuan, L. M. Macri, D. Scolnic, D. Brout, S. Casertano, D. O. Jones, Y. Murakami, L. Breuval and T. G. Brink, *et al.* *Astrophys. J. Lett.* **934**, no.1, L7 (2022) doi:10.3847/2041-8213/ac5c5b [arXiv:2112.04510 [astro-ph.CO]].
- [52] B. Audren, J. Lesgourgues, K. Benabed and S. Prunet, *JCAP* **02** (2013), 001 doi:10.1088/1475-7516/2013/02/001 [arXiv:1210.7183 [astro-ph.CO]].
- [53] T. Brinckmann and J. Lesgourgues, *Phys. Dark Univ.* **24** (2019), 100260 doi:10.1016/j.dark.2018.100260 [arXiv:1804.07261 [astro-ph.CO]].
- [54] J. Lesgourgues, [arXiv:1104.2932 [astro-ph.IM]].
- [55] D. Blas, J. Lesgourgues and T. Tram, *JCAP* **07** (2011), 034 doi:10.1088/1475-7516/2011/07/034 [arXiv:1104.2933 [astro-ph.CO]].
- [56] K. Dutta, Ruchika, A. Roy, A. A. Sen and M. M. Sheikh-Jabbari, *Gen. Rel. Grav.* **52**, no.2, 15 (2020) doi:10.1007/s10714-020-2665-4 [arXiv:1808.06623 [astro-ph.CO]].
- [57] L. Visinelli, S. Vagnozzi and U. Danielsson, *Symmetry* **11**, no.8, 1035 (2019) doi:10.3390/sym11081035 [arXiv:1907.07953 [astro-ph.CO]].
- [58] Ruchika, S. A. Adil, K. Dutta, A. Mukherjee and A. A. Sen, *Phys. Dark Univ.* **40**, 101199 (2023) doi:10.1016/j.dark.2023.101199 [arXiv:2005.08813 [astro-ph.CO]].
- [59] R. Calderón, R. Gannouji, B. L’Huillier and D. Polarski, *Phys. Rev. D* **103**, no.2, 023526 (2021) doi:10.1103/PhysRevD.103.023526 [arXiv:2008.10237 [astro-ph.CO]].
- [60] A. A. Sen, S. A. Adil and S. Sen, *Mon. Not. Roy. Astron. Soc.* **518**, no.1, 1098-1105 (2022)

- doi:10.1093/mnras/stac2796 [arXiv:2112.10641 [astro-ph.CO]].
- [61] M. Malekjani, R. M. Conville, E. Ó. Colgáin, S. Pourojaghi and M. M. Sheikh-Jabbari, *Eur. Phys. J. C* **84**, no.3, 317 (2024) doi:10.1140/epjc/s10052-024-12667-z [arXiv:2301.12725 [astro-ph.CO]].
- [62] G. Ye and Y. S. Piao, *Phys. Rev. D* **101** (2020) no.8, 083507 doi:10.1103/PhysRevD.101.083507 [arXiv:2001.02451 [astro-ph.CO]].
- [63] G. Ye and Y. S. Piao, *Phys. Rev. D* **102** (2020) no.8, 083523 doi:10.1103/PhysRevD.102.083523 [arXiv:2008.10832 [astro-ph.CO]].
- [64] J. Q. Jiang and Y. S. Piao, *Phys. Rev. D* **104** (2021) no.10, 103524 doi:10.1103/PhysRevD.104.103524 [arXiv:2107.07128 [astro-ph.CO]].
- [65] G. Ye, J. Zhang and Y. S. Piao, *Phys. Lett. B* **839** (2023), 137770 doi:10.1016/j.physletb.2023.137770 [arXiv:2107.13391 [astro-ph.CO]].
- [66] H. Wang and Y. S. Piao, *Phys. Lett. B* **832** (2022), 137244 doi:10.1016/j.physletb.2022.137244 [arXiv:2201.07079 [astro-ph.CO]].
- [67] Ö. Akarsu, J. D. Barrow, L. A. Escamilla and J. A. Vazquez, *Phys. Rev. D* **101** (2020) no.6, 063528 doi:10.1103/PhysRevD.101.063528 [arXiv:1912.08751 [astro-ph.CO]].
- [68] Ö. Akarsu, S. Kumar, E. Özülker and J. A. Vazquez, *Phys. Rev. D* **104** (2021) no.12, 123512 doi:10.1103/PhysRevD.104.123512 [arXiv:2108.09239 [astro-ph.CO]].
- [69] O. Akarsu, S. Kumar, E. Özülker, J. A. Vazquez and A. Yadav, *Phys. Rev. D* **108** (2023) no.2, 023513 doi:10.1103/PhysRevD.108.023513 [arXiv:2211.05742 [astro-ph.CO]].
- [70] O. Akarsu, E. Di Valentino, S. Kumar, R. C. Nunes, J. A. Vazquez and A. Yadav, [arXiv:2307.10899 [astro-ph.CO]].
- [71] E. A. Paraskevas, A. Cam, L. Perivolaropoulos and O. Akarsu, *Phys. Rev. D* **109** (2024) no.10, 103522 doi:10.1103/PhysRevD.109.103522 [arXiv:2402.05908 [astro-ph.CO]].
- [72] L. A. Anchordoqui, I. Antoniadis and D. Lust, [arXiv:2312.12352 [hep-th]].
- [73] Y. Toda, W. Giarè, E. Özülker, E. Di Valentino and S. Vagnozzi, [arXiv:2407.01173 [astro-ph.CO]].
- [74] A. Yadav, S. Kumar, C. Kibris and O. Akarsu, [arXiv:2406.18496 [astro-ph.CO]].
- [75] J. T. Sayre *et al.* [SPT], *Phys. Rev. D* **101**, no.12, 122003 (2020) doi:10.1103/PhysRevD.101.122003 [arXiv:1910.05748 [astro-ph.CO]].
- [76] S. K. Choi *et al.* [ACT], *JCAP* **12**, 045 (2020) doi:10.1088/1475-7516/2020/12/045

[arXiv:2007.07289 [astro-ph.CO]].

[77] M. Chevallier and D. Polarski, *Int. J. Mod. Phys. D* **10** (2001), 213-224  
doi:10.1142/S0218271801000822 [arXiv:gr-qc/0009008 [gr-qc]].

[78] E. V. Linder, *Phys. Rev. Lett.* **90** (2003), 091301 doi:10.1103/PhysRevLett.90.091301  
[arXiv:astro-ph/0208512 [astro-ph]].