

# Rigorous Probabilistic Guarantees for Robust Counterfactual Explanations

Luca Marzari<sup>a,1</sup>, Francesco Leofante<sup>b,1</sup>, Ferdinando Cicalese<sup>a</sup> and Alessandro Farinelli<sup>a</sup>

<sup>a</sup>Department of Computer Science, University of Verona, Italy

<sup>b</sup>Department of Computing, Imperial College London, United Kingdom

**Abstract.** We study the problem of assessing the robustness of counterfactual explanations for deep learning models. We focus on *plausible model shifts* altering model parameters and propose a novel framework to reason about the robustness property in this setting. To motivate our solution, we begin by showing for the first time that computing the robustness of counterfactuals with respect to plausible model shifts is NP-complete. As this (practically) rules out the existence of scalable algorithms for exactly computing robustness, we propose a novel probabilistic approach which is able to provide tight estimates of robustness with strong guarantees while preserving scalability. Remarkably, and differently from existing solutions targeting plausible model shifts, our approach does not impose requirements on the network to be analyzed, thus enabling robustness analysis on a wider range of architectures. Experiments on four binary classification datasets indicate that our method improves the state of the art in generating robust explanations, outperforming existing methods on a range of metrics.

## 1 Introduction

Understanding and interpreting the decisions of black-box deep learning models has become a dominant goal of Explainable AI (XAI). Several strategies have been proposed to this end. In this paper, we focus on counterfactual explanations (CFX) (see [30, 15] for recent surveys on the topic), which aim to demystify the decision-making of a Deep Neural Network (DNN) by showing how an input needs to be changed to yield a different, typically more desirable, decision. Consider the widely used example of a loan application, where a mortgage applicant represented by an input  $x$  with features *unemployed* status, 25 years of age, and *low* credit rating applies for a loan and is rejected by the bank's AI. A CFX for this decision could be a slightly modified input, where increasing credit rating to *medium* would result in the loan being granted.

As CFXs have the potential to influence decisions with strong societal implications, their reliability has become the subject of intensive study (see [13] for a survey). In particular, recent work has highlighted issues related to the robustness of CFXs against *Plausible Model Shifts* (PMS) [32, 12], showing that the validity of CFXs is likely to be compromised when bounded perturbations

are applied to the parameters of a DNN, e.g., as a result of fine-tuning [32, 1, 22, 12, 10]. Consider the loan example: if retraining occurs while the applicant is working toward improving their credit rating, without robustness, their modified case may still result in a rejected application, leaving the bank liable due to their conflicting statements.

In this paper, we focus on this troubling phenomenon and advance the state of the art in CFX robustness research in several directions. More specifically, in § 4, we study the computational complexity of exactly determining whether a CFX is robust to PMS, formally showing for the first time that answering this question is NP-complete. As our result rules out the existence of practical algorithms to exactly compute the CFX robustness, we shift our attention toward methods for obtaining probabilistic guarantees on the robustness of CFX under model shifts. We, therefore, consider the work by Hamman et al. [10], where they propose a probabilistic approach to compute the robustness of CFX under *Naturally-Occurring Model Shifts* (NOMS). Even though both PMS and NOMS notions are commonly used in the literature, very little is known about their potential interplay, and the question of whether robustness to NOMS subsumes robustness to PMS is still unresolved. We settle this question in § 5, where we show that these two notions capture profoundly different scenarios, proving that robustness guarantees given for NOMS do not directly extend to PMS. Having settled this, in § 6 we present  $\text{AP}\Delta\text{S}$ , a novel sampling-based certification algorithm which allows to determine a provable probabilistic bound on the maximum shift a CFX can tolerate under PMS. Unlike existing solutions for robustness under PMS, our approach comes with significantly reduced computational requirements and does not make any assumption on the underlying DNN, thus making it applicable to a wider range of architectures. Finally, to assess the effectiveness of our proposed solution, in § 7, we study the general performance of our certification algorithm and provide a comprehensive comparison of the proposed approach against several state-of-the-art methodologies for CFX robustness certification. Crucially, we show that our approach can also be used to generate robust CFXs, outperforming existing methods on a number of metrics from the CFX literature.

## 2 Related Work

Various methods for generating CFXs for DNNs have been proposed. The seminal work of [36] framed the task of generating CFXs as a gradient-based optimization problem and proposed a loss that promotes CFX *validity* (i.e., the CFX successfully changes the classi-

<sup>1</sup> Equal contribution.

Contact authors: luca.marzari@univr.it, f.leofante@imperial.ac.uk

Code: <https://github.com/lmarza/APAS>

This is the full version of the paper by the same title appearing at ECAI 2024.

This version includes proofs and additional experimental details.

fication outcome of the network) and *proximity* (i.e., the CFX is as close as possible to the original input for some distance metric). In addition to these metrics, other important properties have been highlighted as crucial for the practical applicability of CFXs. Prominent examples include *plausibility* (i.e., the CFX must lie on the data manifold) [26, 23] and *actionability* (i.e., the changes suggested by the CFX must be achievable by the user in practice) [33]. Differently from these works, here we focus on the robustness property of CFXs.

Several forms of CFX robustness have been studied in the literature [13]. Robustness to input changes is the focus of, e.g. [28, 3, 38, 18], where solutions are devised to ensure that explanation algorithms return similar CFXs for similar inputs. In another line of work, [9, 35, 17, 24] considered the problem of generating adversarially robust CFXs that preserve validity under imperfect (or noisy) execution. Robustness to model multiplicity is instead considered in, e.g. [23, 19, 14], where CFXs that preserve validity across sets of models are sought. However, the study of these forms of robustness is outside the scope of this paper as our focus is on model shifts. Robustness to model shift has been studied in, e.g. [32, 1, 22, 12, 10]. Of these, the approaches of [32] and [12] are the most closely related to our work. The former presents an approach to generate robust CFXs under PMS using techniques from continuous optimization, which is able to guarantee robustness in the average-case scenario. The latter instead solves the same problem using abstraction techniques and discrete optimization tools, obtaining robustness guarantees that hold under worst-case conditions. Given their relevance, both approaches will be considered for an extensive experimental comparison in § 7.

### 3 Background

**(Neural) Classification model.** Let  $\mathcal{X} \subseteq \mathbb{R}^d$  denote the input space of a classifier  $\mathcal{M}_\theta : \mathcal{X} \rightarrow [0, 1]$  mapping an input  $x \in \mathcal{X}$  to an output probability between 0 and 1. We consider classifiers implemented by feed-forward DNNs parameterized by a (parameter) vector  $\theta \in \Theta \subseteq \mathbb{R}^k$ . Given two parameter vectors  $\theta, \theta' \in \Theta$ , we refer to the corresponding classifiers  $\mathcal{M}_\theta$  and  $\mathcal{M}_{\theta'}$  as *instantiations* of the same parametric classifier  $\mathcal{M}_\Theta$ . We assume concrete valuations of  $\theta$  are learned from a set of labeled inputs as customary in supervised learning settings [7]. Once  $\theta$  has been learned, the classifier can be used for inference. Without any loss of generality, we focus on binary classification tasks, i.e., the classification decision produced by  $\mathcal{M}_\theta$  for an unlabeled input  $x$  is 1 if  $\mathcal{M}_\theta(x) \geq 0.5$ , and 0 otherwise.

**Counterfactual explanations.** Existing methods in the literature define CFXs as follows.

**Definition 1.** Consider an input  $x \in \mathcal{X}$  and a classifier  $\mathcal{M}_\theta$  s.t.  $\mathcal{M}_\theta(x) < 0.5$ . Given a distance metric  $d : \mathcal{X} \times \mathcal{X} \rightarrow \mathbb{R}^+$ , a (valid) counterfactual explanation is any  $x'$  such that:

$$\begin{aligned} & \arg \min_{x' \in \mathcal{X}} d(x, x') \\ & \text{subject to } \mathcal{M}_\theta(x') \geq 0.5 \end{aligned}$$

Intuitively, given an input  $x$  for which the classifier produces a negative outcome, a counterfactual explanation is a new input  $x'$  which is similar to  $x$ , e.g., in terms of some specified distance between features values, and for which the classifier predicts a different outcome. Common choices for  $d$  include the  $\ell_1$  and  $\ell_\infty$  norms [36], which will also be used in this work.

**Robustness to model shifts** Among several notions of robustness, recent work has placed emphasis on generating CFXs that remain

valid under (slight) shifts in the classifier they were generated for. While existing approaches rely on a diverse range of techniques to solve this problem, they all share a common understanding of what constitutes a model shift, which we present next.

**Definition 2** (Jiang et al. [12]). Let  $\mathcal{M}_\theta$  and  $\mathcal{M}_{\theta'}$  be two instantiations of a parametric classifier  $\mathcal{M}_\Theta$ . For  $0 \leq p \leq \infty$ , the  $p$ -distance between  $\mathcal{M}_\theta$  and  $\mathcal{M}_{\theta'}$  is defined as  $d_p(\mathcal{M}_\theta, \mathcal{M}_{\theta'}) = \|\theta - \theta'\|_p$ .

**Definition 3** (Jiang et al. [12]). A model shift (w.r.t. a fixed  $p$ -distance) is a function  $S$  mapping a classifier  $\mathcal{M}_\theta$  into another classifier  $\mathcal{M}_{\theta'} = S(\mathcal{M}_\theta)$  such that:

- $\mathcal{M}_\theta$  and  $\mathcal{M}_{\theta'}$  are instantiations of the same  $\mathcal{M}_\Theta$ ;
- $d_p(\mathcal{M}_\theta, \mathcal{M}_{\theta'}) > 0$ .

Informally, a model shift captures changes in the parameters of a DNN, but does not affect its architecture. Based on this definition, we can formalize the robustness property for a CFX as follows.

**Definition 4.** Consider an input  $x \in \mathcal{X}$  and a classifier  $\mathcal{M}_\theta$  s.t.  $\mathcal{M}_\theta(x) < 0.5$ . Let  $x'$  be a counterfactual explanation computed for  $x$  s.t.  $\mathcal{M}_\theta(x') \geq 0.5$ . Given a set of model shifts  $\Delta$ , we say that the counterfactual  $x'$  is  $\Delta$ -robust if  $S(\mathcal{M}_\theta)(x') \geq 0.5$  for all  $S \in \Delta$ .

The definition of a model shift can be specialized to better characterize how  $\theta$  is allowed to change under  $S$ . In the following, we report two most commonly studied notions of model shifts: *Naturally-Occurring Model Shifts* and *Plausible Model Shifts*.

**Definition 5** (Hamman et al. [10] (NOMS)). Consider a classifier  $\mathcal{M}_\theta$ . A set of model shifts  $\Delta$  is said to be naturally occurring if for a (randomly) chosen model shift  $S$  from  $\Delta$  and  $\mathcal{M}_{\theta'} = S(\mathcal{M}_\theta)$  being the new classifier obtained after applying  $S$  to  $\mathcal{M}_\theta$  the following hold:

- $\mathbb{E}[\mathcal{M}_{\theta'}(x)] = \mathcal{M}_\theta(x)$ ; where the expectation is over the randomness of  $\mathcal{M}_{\theta'}$  given a fixed value of  $x$ ;
- $\text{Var}[\mathcal{M}_{\theta'}(x)] = \nu_x$ , where  $\nu_x$  represents the maximum variance of the prediction of  $\mathcal{M}_{\theta'}(x)$ , and whenever  $x$  lies on the data manifold  $\mathcal{X}$ ,  $\nu_x$  is upper bounded by a small constant  $\nu$ ;
- If  $\mathcal{M}_\theta$  is Lipschitz continuous for some  $\gamma_1$ , then  $\mathcal{M}_{\theta'}(x)$  is also Lipschitz continuous for some  $\gamma_2$ .

Broadly speaking, a naturally-occurring model shift allows the application of arbitrary changes to  $\theta$  as long as the overall behavior of the classifier is not affected. This is in contrast with the notion of plausible model shift [32, 12], which requires changes to be bounded.

**Definition 6** (Jiang et al. [12] (PMS)). Consider a classifier  $\mathcal{M}_\theta$  and a new classifier  $\mathcal{M}_{\theta'} = S(\mathcal{M}_\theta)$  obtained after applying a model shift  $S$  to  $\mathcal{M}_\theta$ . Given some  $\delta \in \mathbb{R}_{>0}$  and  $0 \leq p \leq \infty$ ,  $S$  is said to be plausible (w.r.t. the choice of parameters  $\delta$  and  $p$ ) if  $d_p(\mathcal{M}_\theta, S(\mathcal{M}_\theta)) \leq \delta$ .

Given an upper bound  $\delta$ , a set of PMS  $\Delta$  can then be obtained by considering all shifts  $S$  that satisfy Definition 6, i.e.  $\Delta = \{S \mid d_p(\mathcal{M}_\theta, S(\mathcal{M}_\theta)) \leq \delta\}$ . In the rest of this paper, we will sometimes use  $\Delta_\delta$  to make the upper bound  $\delta$  explicit. Given a set  $\Delta$ , a realization of  $\Delta$  can be defined as follows.

**Definition 7.** Given a classifier  $\mathcal{M}_\theta$ , and a set of plausible model shifts  $\Delta$ , we say that a realization of  $\Delta$  is a classifier  $\mathcal{M}_{\theta'}$  such that  $\theta' \in [\theta - \delta, \theta + \delta]$

Jiang et al. [12] proposed to reason about robustness under PMS using an Interval Neural Network (INN) [27] as an intermediate representation. The interval weights of an INN allow to represent an over-approximation of all the possible models obtainable under a set of PMS  $\Delta$ , thus providing a compact representation of the problem. In this work, instead, we address the robustness of CFXs by reasoning directly in terms of the set  $\Delta$ . This results in several computational improvements as we will discuss in section 6.

## 4 Checking Robustness is Hard

In this section, we study the computational complexity of deciding whether a given counterfactual explanation is robust in the presence of model shifts. Our aim here is to better understand the computational challenges arising from this problem and to use these results to guide the development of novel, more efficient certification procedures. Without loss of generality, we consider PMS to encode the problem. Deciding whether a given CFX  $x'$  is robust to a set of PMS  $\Delta$  requires to check whether  $\Delta$  contains at least one realization which yields a classification outcome that is different from the intended CFX outcome. For instance, in the case of the loan example, this would correspond to a model rejecting the loan ( $\mathcal{M}_\theta(x') < 0.5$ ) as opposed to accepting it as intended. This problem can be formulated as follows.

DISTINCT-REALIZATIONS PROBLEM (DRP)

**Input:** a classifier  $\mathcal{M}_\theta$ , a set  $\Delta$  of PMS, an input  $x$ , and a threshold  $\tau$ .

**Output:** yes  $\iff \exists \mathcal{M}_{\theta_1}, \mathcal{M}_{\theta_2} \subseteq \Delta$  s.t.  
 $\mathcal{M}_{\theta_1}(x) < \tau \leq \mathcal{M}_{\theta_2}(x)$ .

**Theorem 1.** *Deciding DRP is NP-complete.*

*Proof sketch.* The inclusion of DRP in NP requires two forward propagations of  $x$  through two concretizations (i.e., the certificates) checking if  $\tau$  is between the two computed outputs. This is clearly polynomial in the size of the classifier. Regarding the hardness, we can show that 3-SAT reduces to DRP. Given a formula  $\phi$  we can produce a DNN classifier  $\mathcal{M}_\theta$ , an input  $x$  and a  $\delta$  (maximum shift on the edge weights), defining a  $\Delta$  such that  $\phi$  is satisfiable if and only if there exists another  $\mathcal{M}_{\theta'}$  which is also a realization of  $\Delta$  such that  $0.5 \leq \mathcal{M}_{\theta'}(x)$  and  $\mathcal{M}_\theta(x) < 0.5$ .

We build on the reduction of [16], which, given a formula  $\phi$  produces a neural network such that satisfying assignments for  $\phi$  are encoded into inputs to the network producing a desired output.

A first observation is that if we start with the neural network  $\mathcal{M}_\theta$  produced by the reduction of [16], and replace any weight equal to 1 with the interval  $[1 - 2\delta, 1]$  and any weight -1 with the interval  $[-1 - 2\delta, -1]$ , we obtain  $\Delta$  such that for any  $\mathcal{M}'_\theta$  being a realization of  $\Delta$  and any input  $x$ ,  $\mathcal{M}'_\theta(x) \in [(1 - p_1(\delta))\mathcal{M}_\theta(x), (1 + p_2(\delta))\mathcal{M}_\theta(x)]$ , where  $p_1, p_2$  are some fixed polynomials defined by the number of layers in  $\mathcal{M}_\theta$ . Therefore, we can extend the hardness of [16] to the case of plausible model shift, where instead of checking for the output to be  $t$ , we could use an additional layer to check whether the output is in the interval  $[(1 - p_1(\delta))t, (1 + p_2(\delta))t]$ .

However, with respect to the hardness proof of [16], there is a substantial difference in our problem since, besides starting from a DNN with each weight in  $[\theta_i - \delta, \theta_i + \delta]$ , we want to map satisfying assignments to realizations of the  $\Delta$ , rather than inputs of the network. In fact, encoding assignments to choices of the weights turns out to require significantly more.

Our reduction is designed so that the assignments to the variables of the CNF are encoded to the choices of some specific weights of the DNN, henceforth referred to as the *network edge main inputs*. These are the weights that determine the outputs of a gadget that we call the generating gadget. A generating gadget has a fixed input (representing the CFX), uses only intervals of width  $2 \cdot \delta$ , and produces a value in  $[0, 1]$  where the Boolean *false* is represented by a value close to 0 and the Boolean *true* is represented by a value close to 1.

The output of the generating gadget (one per each variable of the formula  $\phi$ ) is sent both to the network simulating the CNF formula (as in [16]) and to a further gadget (the discretizer-gadget) that controls whether the output of the generating gadget is a discrete value in  $\{0, 1\}$ .

The output of the network simulating the formula is then combined with the output of the discretizer-gadgets in such a way that the final output is  $< 0.5$  whenever, either there is one of the outputs of the generating-gadgets (determined by the choice of the *network edge main input*) which is not in  $\{0, 1\}$  or the output of the subnetwork simulating the formula implies that the *network edge main input* encode and assignment not satisfying some clause of  $\phi$ . The complete proof can be found in the supplementary material.  $\square$

From Theorem 1, it follows that deciding whether a CFX  $x'$  is not robust to a set of PMS  $\Delta$  is NP-complete. This results lead to the following corollary.

**Theorem 2.** *Given a model  $\mathcal{M}_\theta$  and a set of plausible model shifts  $\Delta$ , computing the number of model shifts in  $\Delta$  for which a given CFX  $x'$  is  $\Delta$ -robust is NP-hard.*

Indeed, deciding non- $\Delta$ -robustness and  $\Delta$ -robustness are equivalent under Turing reductions. Therefore, the counting problem for  $\Delta$ -robustness is at least as hard as the decision problem for non- $\Delta$ -robustness. This hardness result motivates an approximate approach to estimate the robustness of a counterfactual under a set of PMS  $\Delta$ .

## 5 Probabilistic Guarantees for Existing Notions of Model Shifts

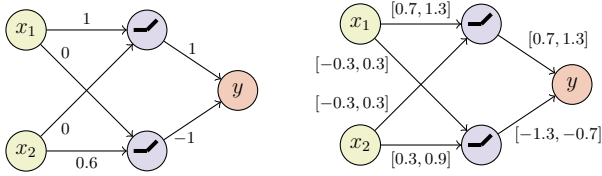
As we have established in the previous section, exact methods for computing robustness under model shifts are bound to lack scalability. This motivates the design of probabilistic approaches to solve the problem. Previous work by Hamman et al. [10] presented an approach to obtain counterfactual explanations that are probabilistically robust under NOMS. A natural question that arises then is whether guarantees obtained for NOMS also transfer to the PMS setting. As we show for the first time below, this is not the case in general.

**Lemma 3.** *Naturally-occurring model shifts may not be Plausible, and vice-versa.*

*Proof.* Consider the DNN  $\mathcal{M}_\theta$  depicted in Fig. 1 (a) with two input nodes, one hidden layer with two ReLU nodes<sup>2</sup> and one single output. The parameters  $\theta = [w_1, \dots, w_6]$  are the weights on the edges listed top-bottom and left-right.

Propagating an input vector  $x = [x_1, x_2]^T$  through  $\mathcal{M}_\theta$ , we obtain  $\mathcal{M}_\theta(x) = y = w_5 \cdot \max\{0, w_1 \cdot x_1 + x_2 \cdot w_3\} + w_6 \cdot \max\{0, w_2 \cdot x_1 + x_2 \cdot w_4\}$ . Now assume an input vector  $x = [0.9, 0.9]^T$  and weights  $w_1 = 1, w_2 = 0, w_3 = 0, w_4 = 0.6, w_5 = 1, w_6 = -1$ . The corresponding output generated by the DNN is  $\mathcal{M}_\theta(x) = 0.46$ . A counterfactual for  $x$  could be given as a new input vector  $x' = [1, 0.8]^T$ ,

<sup>2</sup> In this proof, we consider a DNN with only ReLU activation functions. However, we notice that it is possible to have a similar counterexample even with other activations, e.g. Tanh, Sigmoid.



**Figure 1:** (a) The model  $\mathcal{M}_\theta$  used as an example to prove the lemma. (b) An interval neural network representing the realizations that can be obtained from  $\mathcal{M}_\theta$  considering a set of PMS  $\Delta_\delta$  with  $\delta = 0.3$ .

for which we obtain  $\mathcal{M}_\theta(x') = 0.52 > 0.5$ . Now, following Definition 6, we consider a set of plausible model changes obtained for  $\delta = 0.3$ . This can be captured by defining on each weight  $w_i$  the corresponding interval in  $[w_i - \delta, w_i + \delta]$  depicted in Fig. 1 (b) that represents the set of all the possible models obtained from  $\mathcal{M}_\theta$ , replacing each  $w_i$  with a weight in the interval  $[w_i - \delta, w_i + \delta]$ . We then have that, the expected result of a model  $\mathcal{M}_{\theta'}$  sampled uniformly from such a set satisfies:

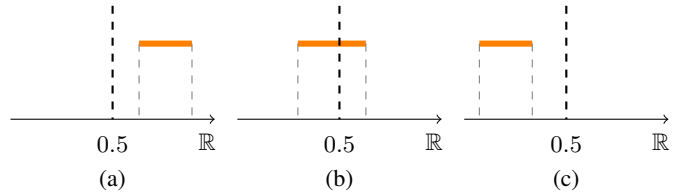
$$\begin{aligned} \mathbb{E}[\mathcal{M}_{\theta'}(x')] &= \mathbb{E}[w_5] \cdot \mathbb{E}[\text{ReLU}(x_1 \cdot w_1 + x_2 \cdot w_3)] + \\ &\quad \mathbb{E}[w_6] \cdot \mathbb{E}[\text{ReLU}(x_1 \cdot w_2 + x_2 \cdot w_4)] \\ &= \mathbb{E}[[0.7, 1.3]] \cdot \mathbb{E}[\max\{0, x_1 \cdot [0.7, 1.3] + \\ &\quad x_2 \cdot [-0.3, 0.3]\}] + \mathbb{E}[[ -1.7, -0.3]] \cdot \\ &\quad \mathbb{E}[\max\{0, x_1 \cdot [-0.3, 0.3] + x_2 \cdot [0.3, 0.9]\}] \\ &> 0.52 \neq \mathcal{M}_\theta(x') \end{aligned}$$

Definition 5 states that a model shift is naturally occurring if  $\mathbb{E}[\mathcal{M}_{\theta'}(x)] = \mathcal{M}_\theta(x)$ . This implies that  $\Delta$  contains models that cannot be characterized as naturally occurring model changes. Vice versa, the existence of Naturally occurring model shifts not being plausible is implicit in the definition (we defer an example to the supplementary material) thus giving our result.  $\square$

Lemma 3 shows the existence of witnesses proving that Definition 5 (NOMS) and Definition 6 (PMS) may capture very different model changes in general. To complement this observation, we also ran experiments to determine how often these definitions disagree empirically. Our results, reported in the Appendix, confirm that the two notions indeed capture two different settings in general. These results show that (probabilistic) methods devised for NOMS may fail to guarantee robustness under PMS, thus motivating the development of dedicated approaches for probabilistic guarantees under PMS. Indeed, having clarified the relationship between the two notions of model shifts, in the following, we focus on certification approaches for robustness under PMS, presenting a novel approximate solution with probabilistic guarantees.

## 6 Robustness under PMS with Probabilistic Guarantees

Jiang et al. [12] proposed to use INNs to enable a compact representation of a superset of the models that can be obtained by a perturbation of the starting model under a set  $\Delta$ . By exploiting an exact reachable set computation method, e.g., based on MILP [31], the authors could determine whether or not a CFX is robust under the chosen  $\Delta$  via a single forward propagation of the CFX. However, in view of the NP-hardness of the problem discussed in the § 4 and the typical non-linear nature of the classifiers, it presents some computational limitations.



**Figure 2:** Visual representation of the possible output reachable set for an interval abstraction for a binary classification model. (a) For a given  $\Delta$ , we classify an input as 1 (robust) if the output range for that input is always greater 0.5. Otherwise, the input is classified as 0, i.e., not robust (b),(c).

In general, interval neural networks map inputs to intervals representing an over-approximation of all possible outcomes that can be produced by any shifted model  $\mathcal{M}_{\theta'}$  obtained under  $\Delta$ . Given this property, if the output reachable set is completely disjoint from the decision threshold 0.5, then one can assert – in a sound and complete fashion – whether or not a given CFX is robust (Fig. 2 (a,c)). On the other hand, if we run into a situation such as the one depicted in Fig. 2 (b), one cannot assert robustness with certainty. In this scenario, Jiang et al. [12] propose to classify the CFX as not robust, which preserves the soundness of their result. Nonetheless, this might lead to discarding a CFX even when the actual density of (equivalently, the probability that after retraining, we incur in) plausible model shifts for which the CFX is not robust is extremely low. As we will show in § 7, this worst-case notion of robustness affects the CFXs generated by [12], which may end up being unnecessarily expensive (in terms of proximity) and having low plausibility. Additionally, computing the exact output reachable set of an interval abstraction may be costly (e.g., MILP is known to be NP-hard). This is expected: Theorems 1 and 2 show that there is no polynomial time algorithm able to return an exact estimate of the fraction of plausible shifts for which the CFX is robust (hence a fortiori deciding whether it is  $\Delta$ -robust), unless P=NP. In the following, we propose a novel certification approach that aims to alleviate this problem.

### 6.1 A Provable Probabilistic Approach

One possible idea to avoid exact reachable set computation to determine the robustness of a CFX under PMS is to use naive interval propagation. Given an input CFX, we propagate this input through the network, keeping track of all the possible activation values that can be obtained under  $\Delta$  until the output layer is reached. However, the non-linear and non-convex nature of DNNs may result in a significant overestimation of the actual reachable set, thus resulting in a spurious decision of non-robustness. In such cases, a CFX may end up being labeled as non-robust even though the CFX is actually robust. Additionally, even with exact methods, a CFX may be discarded even though the fraction of plausible model shifts in  $\Delta$  for which the CFX is not robust is negligible.

To avoid these problems, we propose an approximate certification approach based on Monte-Carlo sampling that draws sample realizations directly from  $\Delta$  to obtain an underestimation of the space of possible classifications under PMS. The idea of using a sample-based approach stems from the fact that the  $\Delta$  set, representing all the plausible model shifts, abstracts an infinite number of models to test. As testing this infinite number of models may be impossible in practice, efficient sampling-based solutions hold great promise. In detail, given a CFX  $x'$  we can compute an underestimation of

the output reachable set under  $\Delta$  by sampling  $n$  random realizations  $\mathcal{M}_{\theta_1}, \dots, \mathcal{M}_{\theta_n}$  from  $\Delta$ , and compute the output reachable set by taking, respectively, the  $\min_i \mathcal{M}_{\theta_i}(x')$  and the  $\max_i \mathcal{M}_{\theta_i}(x')$  for  $i \in \{1, \dots, n\}$ .

This approach is very effective and allows us to obtain an estimate of the output reachable set without using an exact solver. Nonetheless, the number  $n$  of realization to sample in order to achieve a good reachable set estimation remains unclear, as well as what kind of guarantees one could obtain from this approach. To answer these questions, we leverage previous results on the *statistical prediction of tolerance limits* [37, 25, 21]. Indeed, we observe that for each realization  $\mathcal{M}_{\theta_i}$  sampled from  $\Delta$ , the resulting output of the DNN  $\mathcal{M}_{\theta_i}(x')$  can be interpreted as an instantiation of a random variable  $X$  whose tolerance interval we are trying to estimate. Following this observation, we can derive a probabilistic bound on the correctness of the solution returned from  $n$  samples, using the following lemma based on [37]:

**Lemma 4.** *Fix an integer  $n > 0$  and an approximation parameter  $R \in (0, 1)$ . Given a sample of  $n$  models  $\mathcal{M}_{\theta_1}, \dots, \mathcal{M}_{\theta_n}$  from the (continuous) set of possible realizations  $\Delta$ , the probability that for at least a fraction  $R$  of the models in a further possibly infinite sequence of samples  $\mathcal{M}_{\theta_1}^{(2)}, \dots, \mathcal{M}_{\theta_m}^{(2)}$  from  $\Delta$  we have*

$$\min_i \mathcal{M}_{\theta_i}^{(2)}(x) \geq \min_i \mathcal{M}_{\theta_i}(x) \quad (2)$$

$$\text{(respectively } \max_i \mathcal{M}_{\theta_i}^{(2)}(x) \leq \max_i \mathcal{M}_{\theta_i}(x) \text{)}$$

is given by  $\alpha = n \cdot \int_R^1 x^{n-1} dx = 1 - R^n$ .

Informally, Lemma 4 allows us to derive the minimum number of realizations  $n$  needed to guarantee that at least  $R$  models within  $\Delta$  satisfy the robustness property with probability  $\alpha$ . Therefore, using these  $n$  realizations, we can obtain an underestimation of the reachable set that is correct with confidence  $\alpha$  for at least a fraction  $R$  of indefinitely large further realizations of models from  $\Delta$ . In practice, if we set, e.g.  $\alpha = 0.999$  and  $R = 0.995$ , we can derive  $n$  as  $n = \log_R(1 - \alpha) = 1378$ . After having selected 1378 random realizations from  $\Delta$ , if the lower bound of the underestimated reachable set computed as  $\min_i \mathcal{M}_{\theta_i}(x')$  is greater than 0.5, then with probability  $\alpha = 0.999$ ,  $R$  is a lower bound on the fraction of plausible model shifts in  $\Delta$  for which  $x'$  is robust. In other words, Lemma 4 allows us to assert with a confidence  $\alpha$  that  $x'$  is not  $\Delta$ -robust for at most a fraction  $(1 - R) = 0.05$  of models from  $\Delta$ .

## 6.2 The AP $\Delta$ S Algorithm

Using the result of Lemma 4, we now present our approximation method AP $\Delta$ S to generate probabilistic robustness guarantees. The procedure, shown in Algorithm 1, receives as input a model  $\mathcal{M}_\theta$ , a CFX  $x'$  for which robustness guarantees are sought, and the two confidence parameters  $\alpha, R$ . The algorithm then searches for the largest  $\delta_{max}$  such that the CFX  $x'$  is robust for at least a fraction  $R$  of the plausible model shifts up to  $\delta_{max}$  with probability  $\alpha$ .

The algorithm starts by computing the size  $n$  of a sample of realizations that is sufficient to guarantee the condition in Lemma 4 (line 3). AP $\Delta$ S then initializes a small  $\delta_{init}$  and checks if  $x'$  is at least robust to a small model shift. To this end, it employs  $\text{realizations}(\mathcal{M}_\theta, x', \delta, n)$  which samples  $n$  realizations, perturbing each model parameter by at most a factor  $\delta$  and checks if for each of these realization  $\mathcal{M}_{\theta_i}(x') \geq 0.5$ , thus computing a robustness rate. If not all these realizations result in a robust outcome, thus

---

### Algorithm 1 Approximate Plausible $\Delta$ -Shift (AP $\Delta$ S)

---

```

1: Input: Model  $\mathcal{M}_\theta$ , set of PMS  $\Delta$ , CFX  $x'$ ,  $\alpha, R$ 
2: Output:  $\delta_{max}$ 
3:  $n \leftarrow \log_R(1 - \alpha)$  ▷ number of samples
4:  $\delta_{init} \leftarrow 0.0001$ 
5:  $\text{rate} \leftarrow \text{realizations}(\mathcal{M}_\theta, x', \delta_{init}, n)$ 
6: if  $\text{rate} \neq 1$  then
7:   return 0 ▷ not robust for  $\delta_{init}$ 
8: end if
9:  $\delta \leftarrow \delta_{init}$ 
10: while  $\text{rate} = 1$  do
11:    $\delta \leftarrow 2\delta$ 
12:    $\text{rate} \leftarrow \text{realizations}(\mathcal{M}_\theta, x', \delta, n)$ 
13: end while
▷ we exit from the while because we have found at least one
model in the realizations with an output  $< 0.5$ , and we have
 $[\delta/2, \delta)$  to search for a  $\delta_{max}$ .
14:  $\delta_{max} \leftarrow \delta/2$ 
15: while True do
16:   if  $|\delta - \delta_{max}| \leq \delta_{init}$  then
17:     return  $\delta_{max}$ 
18:   end if
19:    $\delta_{new} \leftarrow (\delta_{max} + \delta)/2$ 
20:    $\text{rate} \leftarrow \text{realizations}(\mathcal{M}_\theta, x', \delta_{new}, n)$ 
21:   if  $\text{rate} = 1$  then
22:      $\delta_{max} \leftarrow \delta_{new}$ 
23:   else
24:      $\delta \leftarrow \delta_{new}$ 
25:   end if
26: end while

```

---

achieving a final rate not equal to 1, the algorithm discards the CFX  $x'$  as non-robust (lines 6-8). Otherwise, it combines an exponential search (lines 9-12) and a binary search (lines 13-24) to find  $\delta_{max}$ . At each step of this search, the procedure checks whether for each of the  $n$  realizations from  $\Delta = \{S \mid d_p(\mathcal{M}_\theta, S(\mathcal{M}_\theta)) \leq \delta_{max}\}$  holds  $\mathcal{M}_{\theta_i}(x') \geq 0.5$ .

**Proposition 5.** *Given a model  $\mathcal{M}_\theta$  and a CFX  $x'$ , let  $\delta^*$  be the (exact) maximum magnitude of model shifts such that  $x'$  is robust with respect to the set of PMS  $\Delta_{\delta^*}$ . Then, with probability  $\alpha$ , AP $\Delta$ S returns a  $\delta_{max} \geq \delta^*$  such that the CFX  $x'$  is robust for at least a fraction  $R$  of the set of PMS  $\Delta_{\delta_{max}}$ . Moreover, the computation of  $\delta_{max}$  is polynomial.*

*Proof sketch.* The  $\delta_{max}$  returned by the algorithm is obtained by iteratively increasing  $\delta$ , sampling  $n$  models from the corresponding  $\Delta_\delta$  and verifying that  $\mathcal{M}_{\theta_i}(x) \geq 0.5$  for each model  $\mathcal{M}_{\theta_i}$  sampled. By definition,  $\delta^*$  is the actual value we are trying to estimate. Therefore, for each  $\delta \leq \delta^*$ , we will always obtain realizations  $\mathcal{M}_{\theta_i}$  for which  $\mathcal{M}_{\theta_i}(x') \geq 0.5$ . Therefore, AP $\Delta$ S will always return  $\delta_{max}$  values that are at least equal to  $\delta^*$ . Once the exponential search ends, by exploiting Lemma 4, we can state that with probability  $\alpha$ , the CFX  $x'$  is robust for at least  $R$  of any infinite further realizations from  $\Delta_{\delta_{max}}$ . The time complexity of the algorithm corresponds to  $n \cdot m$  forward propagations, with  $n$  being the sample size and  $m = \log \frac{\delta_{max}}{\delta_{init}}$  being the number of iterations of the exponential search, which is polynomial in the input size of the problem.  $\square$

## 7 Experimental Analysis

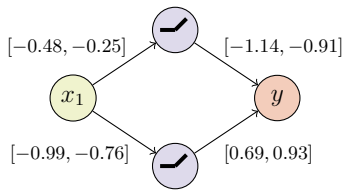
Section 6 laid the theoretical foundations of a novel sampling-based method that allows to obtain provable probabilistic guarantees on the

robustness of CFXs. In this section, we evaluate our approach by considering three experiments:

- In § 7.1 we show how to instantiate  $\text{AP}\Delta\text{S}$  in practice using a synthetic example. Specifically, we first demonstrate the interplay of parameters  $n$ ,  $\alpha$  and  $R$  used to obtain a probabilistic guarantee. Then, using the maximum  $\delta_{max}$  discovered by  $\text{AP}\Delta\text{S}$ , we formally enumerate the number of models inside a set of PMS  $\Delta_{\delta_{max}}$  for which a given CFX  $x'$  is not robust. We show that this percentage is at most a fraction  $(1 - R)$ , empirically confirming our theoretical results.
- In § 7.2 we compare our certification approach with the one proposed in [12]. In particular, we focus on the difference between the worst-case guarantees offered by their approach and compare them with the average-case guarantees of  $\text{AP}\Delta\text{S}$  in terms of maximum shifts that can be certified. These experiments confirm our intuition that worst-case guarantees might be too conservative in practice, leading to a larger number of CFXs being discarded.
- Finally, in § 7.3, we consider the problem of generating robust CFXs and compare with two state-of-the-art approaches for robustness under PMS, [12] and [32]. We show that our approach produces CFXs that are less expensive (in terms of  $\ell_1$  distance) and more plausible, without sacrificing robustness.

### 7.1 $\text{AP}\Delta\text{S}$ in Action

This experiment is designed to demonstrate how the three main parameters of  $\text{AP}\Delta\text{S}$ , i.e.  $n$ ,  $\alpha$  and  $R$ , can be used to obtain probabilistic guarantees of robustness. To this end, we focus on the synthetic example depicted in Fig. 3. Weights for the original network  $\mathcal{M}_\theta$ , as well as the input used for testing robustness, are generated randomly.



**Figure 3:** The interval neural network used for exact enumeration.

Considering a random input  $x = -2.57$ , we use  $\text{AP}\Delta\text{S}$  to estimate a  $\delta_{max}$  for which we seek the guarantee that for at least  $R = 90\%$  of the plausible model shifts induced by such  $\delta_{max}$  the CFX  $x'$  is robust. Following Proposition 5, we set a confidence level  $\alpha > 1 - 10^{-40}$  (i.e., with certainty, in practice), which yields  $n = 100k$  realizations. For this setting,  $\text{AP}\Delta\text{S}$  identifies a  $\delta_{max} = 0.115$ .

To validate this result, we define a procedure to exactly enumerate the models within  $\Delta_{\delta_{max}}$  for which the robustness property does not hold. The interval abstraction proposed by [12] can be used to exactly enumerate the portion of the model shifts from  $\Delta$  for which a CFX  $x'$  is not robust. In fact, it is possible to build an interval neural network using the  $\delta_{max}$  value identified by  $\text{AP}\Delta\text{S}$ , setting each weight  $w_i$  in  $\theta$  to  $[w_i - \delta_{max}, w_i + \delta_{max}]$ . Then, recursively splitting each interval weight of the network in half allows to identify portions of  $\Delta$  that are not robust. Employing this exact enumeration strategy (see Algorithm 3 in the Appendix for a complete formalization), after  $s = 7$  splits, we obtain that for  $\sim 92\%$  of sub-interval networks, the CFX is robust. The remaining 8% produced an *unknown* answer (i.e., the situation depicted in Fig. 2(b)) that would require further splits, corresponding to only ten nodes to explore in the next iteration. In the

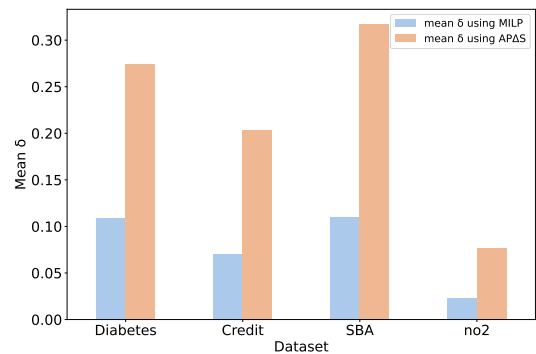
worst case, even considering all the remaining ten nodes left to explore as non-robust, we would still obtain a maximum percentage of non-robustness lower than the desired upper bound  $(1 - R) = 10\%$ , confirming that the guarantees produced by  $\text{AP}\Delta\text{S}$  indeed hold.

### 7.2 Worst-case vs Average-case Guarantees

This set of experiments aims to compare the probabilistic guarantees offered by  $\text{AP}\Delta\text{S}$  with the worst-case guarantees offered by [12]. What we aim to show here is that adopting an average-case certification perspective may be more practical in some circumstances, as worst-case guarantees may be unnecessarily conservative. Our approach aims to obtain a  $\delta_{max}$  for which the CFX is robust with confidence  $\alpha$  for at least a fraction  $R$  of model shifts in  $\Delta$ . This is in stark contrast with the worst-case reasoning of [12], where even a single realization of  $\Delta$  for which the CFX is not robust results in the corresponding  $\delta$  being discarded.

To show why such strict guarantees may not be needed, we use an analogous experimental setup and the training process of [12], which considers four datasets: *Diabetes* (continuous) [29], *Credit* (heterogeneous) [4], *no2* (continuous) [34] and *Small Business Administration* (SBA) (continuous features) [20]. In particular, the *Credit* and the *SBA* datasets are known to contain distribution shifts [32] and are typically used to assess robustness under model changes. For the training procedure of the classifier, we randomly shuffle each dataset and split it into two halves, denoted  $\mathcal{D}_1$  and  $\mathcal{D}_2$ . First, we use  $\mathcal{D}_1$  to train a base neural network; then we use both  $\mathcal{D}_1$  and  $\mathcal{D}_2$  to train a shifted model. We then generate 50 robust CFXs for the base network using the MILP-R and the same  $\delta$  values as in [12] for a fair comparison. Specifically, we use  $\delta = 0.11$  for *Diabetes*,  $\delta = 0.02$  for *no2*,  $\delta = 0.11$  for *SBA* and  $\delta = 0.05$  for *Credit*. Subsequently, we evaluate the resulting CFXs by looking at two metrics: (i) **VM1**, the percentage of CFXs that are valid on the base neural network and (ii) **VM2**, the percentage of CFXs that remain valid for the shifted neural network trained using both  $\mathcal{D}_1$  and  $\mathcal{D}_2$ .

As previously observed by Jiang et al. [12], the training procedure used to generate shifted models may result in changes that exceed the  $\delta$  used to generate provably robust CFXs. Indeed, after inspecting the networks obtained, we noted that the maximum empirical difference observed after retraining (denoted as  $\delta_e$ ) is well above the  $\delta$  values used during CFX generation. In particular, we recorded  $\delta_e = 0.27$  for *Diabetes*,  $\delta_e = 0.07$  for *no2*,  $\delta_e = 0.25$  for *SBA* and  $\delta_e = 1.28$  for *Credit*. Given the magnitude of these shifts, the robustness of the CFXs generated by MILP-R cannot be guaranteed in practice. However, the results show a rather intriguing picture: the **VM2** metric appears to be unaffected by retraining, and all CFXs remain valid on the respective final models.



**Figure 4:** Average robust  $\delta$  obtained using MILP and  $\text{AP}\Delta\text{S}$ .

**Table 1:** Comparison on the robustness of CFXs using five state-of-the-art methods and  $\text{AP}\Delta\text{S}$  proposed in this work.

	Diabetes				no2				SBA				Credit			
	VM1 $\delta = 0.11$	VM2 $\delta_e = 0.27$	$\ell_1$	lof	VM1 $\delta = 0.02$	VM2 $\delta_e = 0.07$	$\ell_1$	lof	VM1 $\delta = 0.11$	VM2 $\delta = 0.25$	$\ell_1$	lof	VM1 $\delta = 0.05$	VM2 $\delta_e = 1.28$	$\ell_1$	lof
Wacht-R	100%	100%	0.122	1.00	100%	100%	0.084	1.00	92%	92%	0.023	-0.78	-	-	-	-
Proto-R	100%	96%	0.104	1.00	100%	100%	0.069	1.00	90%	88%	0.011	-0.02	32%	30%	0.300	-1.00
MILP-R	100%	100%	0.212	-0.48	100%	100%	0.059	1.00	100%	100%	0.018	-0.88	100%	100%	0.031	1.00
ROAR	82%	14%	0.078	0.95	88%	34%	0.074	1.00	82%	78%	0.031	-0.80	62%	60%	0.047	1.00
<b>AP<math>\Delta</math>S</b>	100%	100%	0.077	1.00	100%	100%	0.042	1.00	100%	100%	0.009	0.44	100%	94%	0.028	1.00

These results suggest that certification approaches based on worst-case reasoning may be too strict in practical scenarios. To further understand the implications of worst-case vs average-case reasoning, we adapted Algorithm 1 to use the certification procedure of Jiang et al., i.e., a MILP solver instead of a sampled-based approach, and compute the maximum provable  $\delta^*$  for which the previously generated CFXs are robust (Algorithm 4 in the Appendix). Fig. 4 shows a comparison between the average maximum provable  $\delta$  obtained by this procedure and  $\text{AP}\Delta\text{S}$ . As we can observe, our average-case guarantees allow to obtain  $\delta$  values that are much higher, exceeding the MILP-certified in all instances. This is expected, given the results discussed in Proposition 5. However, what remains unclear is the impact that these differences might have on the cost and plausibility of CFXs when certification procedures are leveraged to generate CFXs.

### 7.3 Generating Robust CFXs using $\text{AP}\Delta\text{S}$

The results discussed in the previous section have important implications on algorithms for the generation of robust CFXs. Recent works [5, 12, 10] have proposed iterative procedures that generate provably robust CFXs by alternating two phases. First, a CFX is generated solving (variations of) Definition 1; then, a robustness certification procedure is invoked on the CFX. If the CFX is robust, then it is returned to the user; otherwise, the search continues, allowing for CFXs of increasing distance to be found. Clearly, the certification step has the potential to affect the CFXs computed in several ways. A robustness test that is too conservative may discard potentially good explanations and keep relaxing the distance constraint until the CFX is deemed robust. Ultimately, this may result in CFXs that exhibit poor proximity and plausibility.

To test this hypothesis, we adapt the CFX generation algorithm of [12] and replace their  $\Delta$ -robustness test with the one performed

---

#### Algorithm 2 Generation of Robust CFXs

---

```

1: Input: FFNN  $\mathcal{M}$ , input  $x$  such that  $\mathcal{M}(x) = c$ , set of plausible
   model shifts  $\Delta$ , maximum iteration number  $\tau$ 
2: Output:  $\Delta$ -robust CFX  $x'$ 
3:  $t \leftarrow 0$  ▷ iteration number
4: while  $t < \tau$  do
5:    $x' \leftarrow \text{ComputeCFX}(x, \mathcal{M})$ 
6:    $\text{rate} \leftarrow \text{AP}\Delta\text{S}(\mathcal{M}, x', \Delta)$ 
7:   if  $\text{rate} = 1$  then
8:     return  $x'$  ▷  $x'$  is approx.  $\Delta$ -robust
9:   else
10:    increase allowed distance of next CFX
11:    increase iteration number  $t$ 
12:   end if
13: end while
14: return no robust CFX can be found

```

---

by  $\text{AP}\Delta\text{S}$ . The complete procedure is shown in Algorithm 2. In detail, after some initialization steps, we compute the first CFX using  $\text{ComputeCFX}(x, \mathcal{M})$  (line 5), which employs the solution proposed in [12] and presented above. Given a CFX  $x'$  and a plausible model shift  $\Delta$ , at line 6, we employ  $\text{AP}\Delta\text{S}$  setting  $\alpha = 0.999$  and  $R = 0.995$ , thus obtaining 1378 realizations to perform in the robustness test. If the CFX  $x'$  returned by our approximation results robust for all these realizations, then we return it to the user. Otherwise, we increased the allowed distance for the next CFX generation and the iteration number  $t$  (lines 10-11).

We then compare the resulting procedure with the four generation algorithm studied in [12]: Wacht-R, Proto-R, MILP-R, and finally, ROAR [32]. Notably, ROAR is specifically designed to generate robust CFXs under plausible model shifts using average-case certification. Using the same datasets and training procedures of § 7.2, we generate 50 CFXs for each dataset. We evaluate CFXs based on their proximity, measured by the  $\ell_1$  distance, and plausibility, measured by the local outlier factor (**lof**) which determines if an instance is within the data manifold by quantifying the local data density [2] (+1 for inliers, -1 otherwise). We average  $\ell_1$  and **lof** over the generated CFXs. We also report **VM1** and **VM2** for completeness. The results obtained, which we report in Table 1, confirm our hypothesis. Indeed,  $\text{AP}\Delta\text{S}$  produces the best results across all datasets, always generating CFXs with high plausibility and better proximity. Notably,  $\text{AP}\Delta\text{S}$  outperforms ROAR as well, producing CFXs that retain a higher degree of validity after retraining.

## 8 Conclusions

We studied the problem of robustness of CFXs with respect to plausible model shifts. We proved for the first time that certifying the robustness of CFX with respect to this notion is an NP-complete problem. This results motivates the quest of new scalable algorithm to certify robustness under PMS. We then compared with existing methods to generate robust CFXs with probabilistic guarantees and showed that these approaches may not be directly applicable to the PMS setting. We then introduced  $\text{AP}\Delta\text{S}$ , a novel scalable approach for probabilistic robustness certification, and used it to generate robust CFXs under model shifts. Our results demonstrate the advantages of our approach, outperforming SOTA methods on a range of metrics. This paper opens several avenues for future work. Firstly, while our experiments only focused on DNNs, there seems to be no reason why  $\text{AP}\Delta\text{S}$  could not be applied to other parameterized models for which the notion of plausible model changes holds. Secondly, it would be interesting to investigate improvements to the approximation scheme presented here to further tighten the robustness guarantees our framework can offer. Finally, it would be interesting to apply  $\text{AP}\Delta\text{S}$  to other notions of robustness studied in the literature, such as robustness to noisy execution.

## References

- [1] E. Black, Z. Wang, and M. Fredrikson. Consistent counterfactuals for deep models. In *Proceedings of the 10th International Conference on Learning Representations (ICLR22)*. OpenReview.net, 2022.
- [2] M. M. Breunig, H. Kriegel, R. T. Ng, and J. Sander. LOF: identifying density-based local outliers. In *Proceedings of the 2000 ACM SIGMOD International Conference on Management of Data*, pages 93–104. ACM, 2000.
- [3] R. Dominguez-Olmedo, A. Karimi, and B. Schölkopf. On the adversarial robustness of causal algorithmic recourse. In *Proceedings of the International Conference on Machine Learning (ICML22)*, pages 5324–5342, 2022.
- [4] D. Dua and C. Graff. UCI machine learning repository. <http://archive.ics.uci.edu/ml>, 2017. Accessed: 2022-08-30.
- [5] S. Dutta, J. Long, S. Mishra, C. Tilli, and D. Magazzeni. Robust counterfactual explanations for tree-based ensembles. In *Proceedings of the International Conference on Machine Learning (ICML22)*, pages 5742–5756, 2022.
- [6] K. Fernandes, P. Vinagre, P. Cortez, and P. Sernadela. Online News Popularity. UCI Machine Learning Repository, 2015. DOI: <https://doi.org/10.24432/C5NS3V>.
- [7] I. J. Goodfellow, Y. Bengio, and A. C. Courville. *Deep Learning*. Adaptive computation and machine learning. MIT Press, 2016.
- [8] R. Guidotti. Counterfactual explanations and how to find them: literature review and benchmarking. *Data Mining and Knowledge Discovery*, pages 1–55, 2022.
- [9] V. Guyomard, F. Fessant, T. Guyet, T. Bouadi, and A. Termier. Generating robust counterfactual explanations. In *Machine Learning and Knowledge Discovery in Databases: Research Track - European Conference, ECML PKDD 2023*, volume 14171 of *Lecture Notes in Computer Science*, pages 394–409. Springer, 2023.
- [10] F. Hamman, E. Noorani, S. Mishra, D. Magazzeni, and S. Dutta. Robust counterfactual explanations for neural networks with probabilistic guarantees. In *Proceedings of the International Conference on Machine Learning (ICML23)*, pages 12351–12367, 2023.
- [11] M. Hopkins, E. Reeber, G. Forman, and J. Suermondt. Spambase. UCI Machine Learning Repository, 1999. DOI: <https://doi.org/10.24432/C53G6X>.
- [12] J. Jiang, F. Leofante, A. Rago, and F. Toni. Formalising the robustness of counterfactual explanations for neural networks. In *Proceedings of the 37th AAAI Conference on Artificial Intelligence (AAAI23)*, pages 14901–14909, 2023.
- [13] J. Jiang, F. Leofante, A. Rago, and F. Toni. Robust counterfactual explanations in machine learning: A survey. In *Proceedings of the 2024 International Joint Conference on Artificial Intelligence (IJCAI24)*, 2024.
- [14] J. Jiang, A. Rago, F. Leofante, and F. Toni. Recourse under model multiplicity via argumentative ensembling. In *Proceedings of the 2024 International Conference on Autonomous Agents and Multiagent Systems (AAMAS24)*, 2024.
- [15] A. Karimi, G. Barthe, B. Schölkopf, and I. Valera. A survey of algorithmic recourse: Contrastive explanations and consequential recommendations. *ACM Comput. Surv.*, 55(5):95:1–95:29, 2023.
- [16] G. Katz, C. Barrett, D. L. Dill, K. Julian, and M. J. Kochenderfer. Replex: a calculus for reasoning about deep neural networks. *Formal Methods in System Design*, pages 1–30, 2021.
- [17] F. Leofante and A. Lomuscio. Towards robust contrastive explanations for human-neural multi-agent systems. In N. Agmon, B. An, A. Ricci, and W. Yeoh, editors, *Proceedings of the 2023 International Conference on Autonomous Agents and Multiagent Systems (AAMAS23)*, pages 2343–2345. ACM, 2023.
- [18] F. Leofante and N. Potyka. Promoting counterfactual robustness through diversity. In *Proceedings of the Thirty-Eighth AAAI Conference on Artificial Intelligence (AAAI24)*, pages 21322–21330. AAAI Press, 2024.
- [19] F. Leofante, E. Botoeva, and V. Rajani. Counterfactual explanations and model multiplicity: a relational verification view. In *Proceedings of the 20th International Conference on Principles of Knowledge Representation and Reasoning (KR23)*, pages 763–768, 2023.
- [20] M. Li, A. Mickel, and S. Taylor. “should this loan be approved or denied?”: A large dataset with class assignment guidelines. *Journal of Statistics Education*, 26(1):55–66, 2018.
- [21] L. Marzari, D. Corsi, E. Marchesini, A. Farinelli, and F. Cicaese. Enumerating safe regions in deep neural networks with provable probabilistic guarantees. In *Proceedings of the AAAI Conference on Artificial Intelligence (AAAI24)*, volume 38, pages 21387–21394, 2024.
- [22] T.-D. H. Nguyen, N. Bui, D. Nguyen, M.-C. Yue, and V. A. Nguyen. Robust Bayesian recourse. In *Proceedings of the 38th Conference on Uncertainty in AI (UAI22)*, pages 1498–1508, 2022.
- [23] M. Pawelczyk, K. Broelemann, and G. Kasneci. Learning model-agnostic counterfactual explanations for tabular data. In *Proceedings of the Web Conference (WWW20)*, pages 3126–3132. ACM / IW3C2, 2020.
- [24] M. Pawelczyk, T. Datta, J. van den Heuvel, G. Kasneci, and H. Lakkaraju. Probabilistically robust recourse: Navigating the trade-offs between costs and robustness in algorithmic recourse. In *Proceedings of the 11th International Conference on Learning Representations (ICLR23)*. OpenReview.net, 2023.
- [25] N. Porter. Wilks’ formula applied to computational tools: A practical discussion and verification. *Annals of Nuclear Energy*, 133:129–137, 2019.
- [26] R. Poyiadzi, K. Sokol, R. Santos-Rodríguez, T. D. Bie, and P. A. Flach. FACE: feasible and actionable counterfactual explanations. In *Proceedings of the AAAI/ACM Conference on AI, Ethics, and Society (AI/ES20)*, pages 344–350, 2020.
- [27] P. Prabhakar and Z. R. Afzal. Abstraction based output range analysis for neural networks. In *Advances in Neural Information Processing Systems 32 (NeurIPS19)*, pages 15762–15772, 2019.
- [28] D. Slack, A. Hilgard, H. Lakkaraju, and S. Singh. Counterfactual explanations can be manipulated. In *Advances in Neural Information Processing Systems 34 (NeurIPS21)*, pages 62–75, 2021.
- [29] J. W. Smith, J. E. Everhart, W. Dickson, W. C. Knowler, and R. S. Johannes. Using the adap learning algorithm to forecast the onset of diabetes mellitus. In *Proceedings of the annual symposium on computer application in medical care*, page 261. American Medical Informatics Association, 1988.
- [30] I. Stepin, J. M. Alonso, A. Catalá, and M. Pereira-Fariña. A survey of contrastive and counterfactual explanation generation methods for explainable artificial intelligence. *IEEE Access*, 9:11974–12001, 2021.
- [31] V. Tjeng, K. Xiao, and R. Tedrake. Evaluating robustness of neural networks with mixed integer programming. *arXiv preprint arXiv:1711.07356*, 2017.
- [32] S. Upadhyay, S. Joshi, and H. Lakkaraju. Towards robust and reliable algorithmic recourse. In *Advances in Neural Information Processing Systems 34 (NeurIPS21)*, pages 16926–16937, 2021.
- [33] B. Ustun, A. Spangher, and Y. Liu. Actionable recourse in linear classification. In *Proceedings of the Conference on Fairness, Accountability, and Transparency (FAT\*19)*, pages 10–19, 2019.
- [34] J. Vanschoren, J. N. van Rijn, B. Bischl, and L. Torgo. Openml: networked science in machine learning. *SIGKDD Explor.*, 15(2):49–60, 2013.
- [35] M. Virgolin and S. Fracaros. On the robustness of sparse counterfactual expl. to adverse perturbations. *Artif. Intell.*, 316, 2023.
- [36] S. Wachter, B. D. Mittelstadt, and C. Russell. Counterfactual explanations without opening the black box: Automated decisions and the GDPR. *CoRR*, abs/1711.00399, 2017.
- [37] S. S. Wilks. Statistical prediction with special reference to the problem of tolerance limits. *The annals of mathematical statistics*, 13(4):400–409, 1942.
- [38] S. Zhang, X. Chen, S. Wen, and Z. Li. Density-based reliable and robust explainer for counterfactual explanation. *Expert Syst. Appl.*, 226:120214, 2023.



## A Supplementary Material

### A.1 The proof of Lemma 3

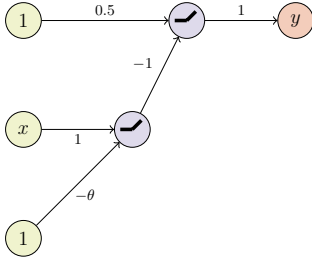
**Lemma 3.** *Naturally-occurring model shifts may not be plausible, and vice-versa.*

*Proof.* We showed already that there are examples of *plausible model shifts* that cannot be characterized as *naturally occurring model changes*. Here we complete the argument.

Although the existence of *naturally occurring model shifts* not being plausible is implicit in the definition, for the sake of completeness, we provide an example network.

Consider a DNN having a single input value  $x$  and a single parameter  $\theta$  and computing the function

$$\mathcal{M}_\theta(x) = \text{ReLU}(0.5 - \text{ReLU}(x - \theta))$$



**Figure 5:** The DNN considered in this proof

Fix a data set  $\mathcal{X}$  and let  $\theta = \max_{x \in \mathcal{X}} x$ . Let us consider the set of model shifts  $\Sigma = \{S_\tau \mid \tau \in \mathbb{R}_+\}$  defined by  $S_\tau(\mathcal{M}_\theta) = \mathcal{M}_{\theta+\tau}$ . Clearly for any  $\tau \geq 0$ , we have

$$\mathcal{M}_{\tau+\theta}(x) = \mathcal{M}_\theta(x) = 0.5,$$

for any  $x \in \mathcal{X}$ . This trivially implies that  $\Sigma$  is a set of naturally occurring model shifts (all shifts considered have exactly the same value in all points in  $\mathcal{X}$ ).

The claim now follows by observing that there is no finite  $\delta$  such that the corresponding set of plausible model shifts  $\Delta = \{S \mid d_p(\mathcal{M}_\theta, S(\mathcal{M}_\theta)) \leq \delta\}$  contains  $\Sigma$ .  $\square$

### A.2 Plausible model shifts vs naturally-occurring model shifts: additional results

We considered three binary classification datasets commonly used in XAI:

- the *credit* dataset [4], which is used to predict the credit risk of a person (good or bad) based on a set of attribute describing their credit history;
- the *spambase* dataset [11] is used to predict whether an email is to be considered spam or not based on selected attributes of the email;
- the *online news popularity* dataset [6], referred to as *news* in the following, is used to predict the popularity of online articles.

We trained a neural network classifier with two hidden layers (20 and 10 neurons, respectively) for each dataset and used a Nearest-Neighbor Counterfactual Explainer [8] to generate counterfactual explanations for 10 different inputs. After generating a counterfactual, we produce  $n$  different perturbations  $\mathcal{M}_{\theta'}$  of the original neural network  $\mathcal{M}_\theta$  for  $n \in \{1000, 10000\}$  under *plausible* model shift with  $\Delta \in \{0.05, 0.1, 0.2, 0.3\}$ . We then considered two measures:

- average difference in output between  $\mathcal{M}_\theta$  and  $\mathcal{M}_{\theta'}$ , for each of the  $n$  model  $\mathcal{M}_{\theta'}$  and across all CFXs;
- for each counterfactual, we perform a one-sided t-test to check whether the average prediction generated by  $n$  models  $\mathcal{M}_{\theta'}$  equals the original prediction of  $\mathcal{M}_\theta$ . We report the percentage of CFXs for which the null hypothesis was rejected (p-value used 0.05).

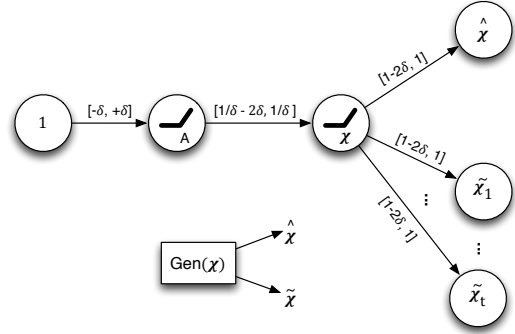
Table 2 reports our results. We observe that the requirement that the expected output of perturbed models remains equal to the original prediction is often violated. This complements the result of Lemma 3, confirming that the two notions of model changes are orthogonal. In the following we focus on certification approaches for robustness under plausible model shifts.

### A.3 The proof of Theorem 1

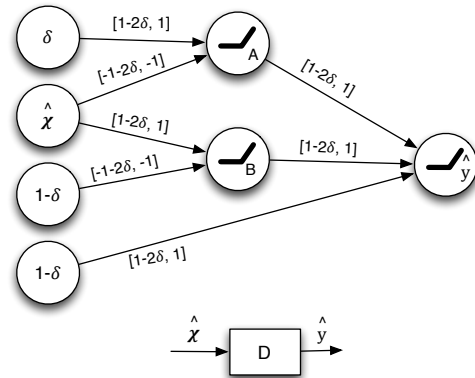
**Theorem 1.** *DRPIA is NP-complete.*

*Proof.* We can show that 3-SAT reduces to DRPIA. In particular, given a formula  $\phi$  we can produce an DNN  $\mathcal{M}$ , an input  $x$  and a shifts on the edges, defining a INN  $\mathcal{I}$  such that  $\phi$  is satisfiable if and only if there exists another DNN  $\mathcal{M}'$  which is also a realization of  $\mathcal{I}$  such that  $0.5 \leq \mathcal{M}'(x)$  and  $\mathcal{M}(x) < 0.5$ .

The INN  $\mathcal{I}$  is an *interval abstraction under a set of plausible shifts*  $\Delta$ . Precisely, this means that the reduction produces an INN where all intervals on the edges are of the same width  $2\delta$



**Figure 6:** Generating-gadget



**Figure 7:** Discretizer.

The following lemmas (Lemmas 6-10) are easily verified by direct inspection of the possible output values of the nodes in the respective

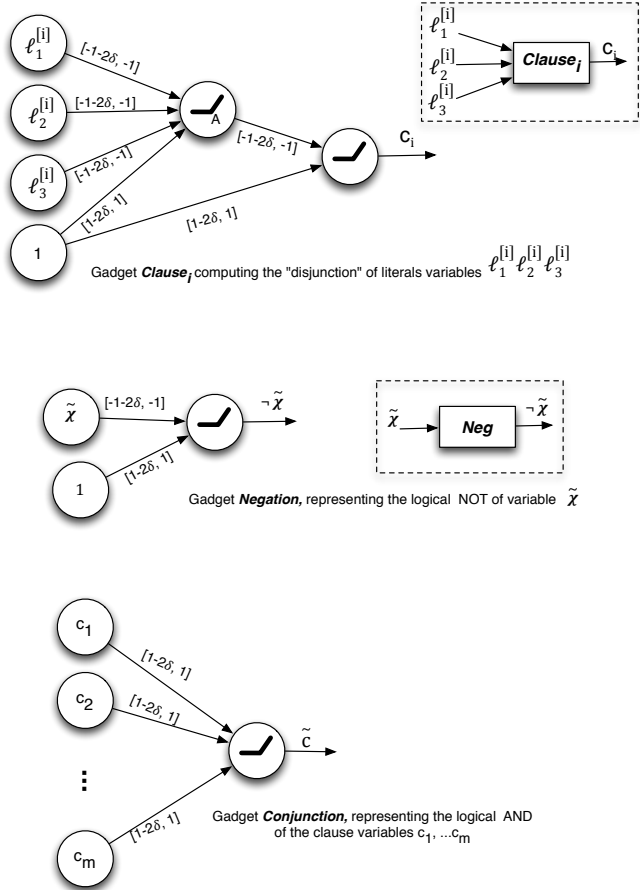
**Table 2:** Empirical evaluation across model perturbations of increasing magnitude  $\delta$  and different sample sizes  $n$ .

	<i>Credit</i>				<i>Spam</i>				<i>News</i>			
	$n = 1000$		$n = 10000$		$n = 1000$		$n = 10000$		$n = 1000$		$n = 10000$	
	Avg diff.	Rej. (%)	Avg diff.	Rej. (%)	Avg diff.	Rej. (%)	Avg diff.	Rej. (%)	Avg diff.	Rej. (%)	Avg diff.	Rej. (%)
$\delta = 0.05$	0.008	90	0.022	90	0.018	50	0.017	70	0.034	70	0.033	80
$\delta = 0.1$	0.017	100	0.047	100	0.034	100	0.035	100	0.064	80	0.063	100
$\delta = 0.2$	0.046	100	0.086	100	0.0748	90	0.064	100	0.127	90	0.141	100
$\delta = 0.3$	0.110	100	0.140	90	0.121	100	0.087	100	0.207	90	0.173	100

network-gadgets they refer too. They provide the key properties of the gadgets we are using for the reduction.

**Lemma 6** (Discretizer-gadget). *For the Discretizer-gadget in figure 7 the following holds: We have  $\hat{y} = 1$  if and only if the input value  $\hat{\chi}$  is binary, i.e.,  $\hat{\chi} \in \{0, 1\}$ .*

*In addition, if  $\hat{\chi}$  is the corresponding output of a Generating-gadget with  $t + 1$  many outputs,  $\hat{\chi}, \tilde{\chi}_1, \dots, \tilde{\chi}_t$ , (see Fig. 6), then  $\hat{y} = 1$  iff for all  $i \in [t]$ ,  $\tilde{\chi}_i \in \{0\} \cup [1 - 2\delta, 1]$ . In particular,  $\hat{y} = 1$  if and only if either  $\tilde{\chi}_i = 0$  and  $\hat{\chi} = 0$  or  $\tilde{\chi}_i \in [1 - 2\delta, 1]$  and  $\hat{\chi} = 1$ .*



**Figure 8:** LOGICALPORTS

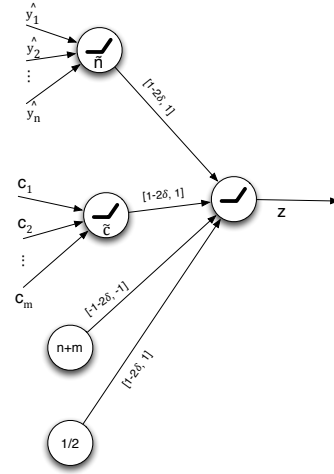
**Lemma 7** (Negation-gadget). *With reference to the Negation-gadget in Fig.8, the following holds. Assume  $\hat{\chi} \in \{0\} \cup [1 - 2\delta, 1]$ . Then,  $\neg\hat{\chi} \in [0, 2\delta] \cup [1 - 2\delta, 1]$ . In particular, we have that  $\neg\hat{\chi} \in [0, 2\delta]$  iff  $\hat{\chi} \in [1 - 2\delta, 1]$  and  $\neg\hat{\chi} \in [1 - 2\delta, 1]$  iff  $\hat{\chi} = 0$*

**Lemma 8** (Clause-gadget). *With reference to the Clause-gadget in Fig.8, the following holds: Assume  $\ell_1^{[i]}, \ell_2^{[i]}, \ell_3^{[i]} \in [0, 2\delta] \cup [1 - 2\delta, 1]$ . Then,*

- $c_i \in [0, 8\delta + 2\delta^2]$  iff  $\ell_1^{[i]}, \ell_2^{[i]}, \ell_3^{[i]} \in [0, 2\delta]$ ;
- $c_i \in [1 - 4\delta - 4\delta^2, 1]$  iff there is  $t \in \{1, 2, 3\}$  such that  $\ell_t^{[i]} \in [1 - 2\delta, 1]$ ;

**Lemma 9** (Conjunction-gadget). *With reference to the Conjunction-gadget in Fig.8, the following holds. Assume that for each  $j = 1, \dots, m$ , it holds that  $c_j \in [0, 8\delta + 2\delta^2] \cup [1 - 4\delta - 4\delta^2]$ . If  $\delta < 2/25$  then*

- $8\delta + 2\delta^2 < 1 - 4\delta - 4\delta^2$ ;
- $\tilde{c} = m$  iff  $c_i = 1$  for each  $i = 1, \dots, m$ ;
- $\tilde{c} \leq (m - 1) + 8\delta + 2\delta^2$  iff there exists  $j \in \{1, \dots, m\}$  such that  $c_j \in [0, 8\delta + 2\delta^2]$



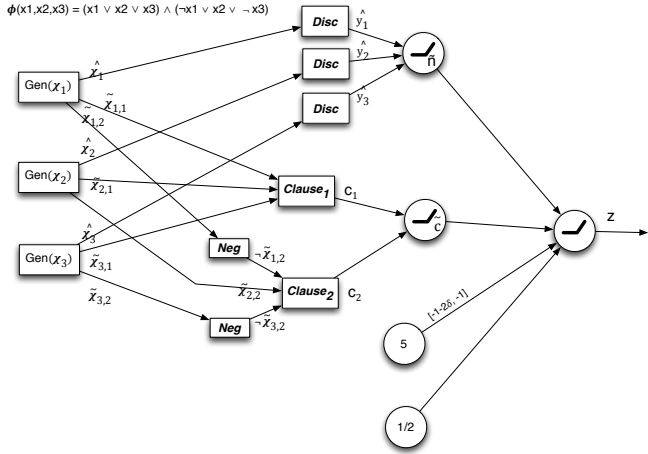
**Figure 9:** End-gadget

**Lemma 10** (End-gadget). *With reference to the End-gadget in Fig. 9) we have the following:  $z = 1/2$  iff  $\tilde{n} = n$  and  $\tilde{c} = m$ , i.e. (using also Lemma 8*

- for each  $j = 1, \dots, n$  it holds that  $\hat{y}_j = 1$ ;
- for each  $i = 1, \dots, m$  it holds that  $c_i = 1$ ;

**Final part of the argument.** Fix a 3-CNF  $\phi(x_1, \dots, x_n)$ . Consider the INN built as in the example in Fig. 10: for each variable  $x_i$  add to the network a *Generating-gadget* with one output  $\hat{\chi}_i$  and as many outputs  $\tilde{\chi}_i$  as the number of occurrences of  $x_i$  in the formula  $\phi$  (in positive or negated form).

Send each output  $\hat{\chi}_i$  to a distinct copy of the *Discretizer-gadget*, and refer to the corresponding output as  $\hat{y}_i$ .



**Figure 10:** A complete Example of the reduction on a simple formula, with  $n = 3$  variables and  $m = 2$  clauses. All the interval weights not explicitly given are  $[1 - 2\delta, 1]$

For each clause  $C_j = (\lambda_1^{(j)} \vee \lambda_2^{(j)} \vee \lambda_3^{(j)})$  ( $j = 1, \dots, m$ ) of  $\phi$  add a *Clause-gadget*, henceforth referred to as *Clause<sub>j</sub>*. For each  $t = 1, 2, 3$ ,

- if  $\lambda_t^{(j)}$  corresponds to the positive variable  $x_i$  then connect the input of *Clause<sub>j</sub>* labelled  $\ell_t^{(j)}$  to a distinct output  $\tilde{\chi}_{i,r}$  of the  $i$ th Generating-gadget.
- if  $\lambda_t^{(j)}$  corresponds to the negated variable  $\neg x_i$  then connect the input of *Clause<sub>j</sub>* labelled  $\ell_t^{(j)}$  to the output of a negation gadget and the input of such negation gadget to a distinct output  $\tilde{\chi}_{i,r}$  of the  $i$ th Generating-gadget.

Connect all the outputs  $\hat{y}_i$  ( $i = 1, \dots, n$ ) of the Clause-gadget to a RELU node whose output we refer to as  $\tilde{n}$ .

Connect all the outputs  $c_j$  ( $j = 1, \dots, m$ ) of the Clause-gadget to a RELU node (as in a Conjunction gadget) whose output we refer to as  $\tilde{c}$ .

Finally, connect  $\tilde{n}, \tilde{c}$  as in the End-gadget (Fig. 9).

**If  $\phi$  is satisfiable then there is a choice of the parameters (weights) such that  $z = 1/2$ .**

Let  $\mathbf{a} = (a_1, \dots, a_n)$  be an assignment such that  $\phi(\mathbf{a}) = 1$ . For each  $i = 1, \dots, n$ ,

- if  $a_i = 1$  then choose the first two weights in the Generating-gadget of Fig. 6 to be respectively  $\delta$  and  $1/\delta$ , so that we have that  $\chi_i = 1$
- if  $a_i = 0$  then choose the first two weights in the Generating-gadget of Fig. 6 to be respectively 0 and  $1/\delta$ , so that we have that  $\chi_i = 0$

Choose the remaining two weights of the generating gadget to be 1, hence  $\hat{\chi}_i = \tilde{\chi}_i = a_i$ .

Set the weights in the rest of the network to 1 or  $-1$  according to whether the interval they are taken from is  $[1 - 2\delta, 1]$  or  $[-1 - 2\delta, -1]$ , respectively.

Then, it is not hard to verify the following values computed by the nodes of the network.

<sup>3</sup> For the ease of the presentation, we are identifying the logical value `true` with the boolean value 1 and the logical value `false` with the Boolean value 0, both for the variables and the value computed by  $\phi$ .

1.  $\hat{y}_i = 1$  for each  $j = 1, \dots, n$  and  $\tilde{n} = n$ .
2. for each  $i = 1, \dots, m$ , the output  $c_i$  of the *Clause-gadget* corresponding to the  $i$ -th clause of  $\phi$  will have value  $c_i = 1$ . For this, it is sufficient to notice that, with the chosen weights, each value  $\ell_t^{[i]}$  is equal to the value that the assignment  $\mathbf{a}$  induces on the literal  $\lambda_t^{(i)}$ . By assumption on the assignment there exists a  $t$  such that  $\lambda_t^{(i)} = 1$ , hence  $\ell_t^{[i]} = 1$  which together with the choice of the weights in the corresponding conjunction gadget, implies  $c_i = 1$ .
3.  $\tilde{c} = m$  (following from the previous point).
4.  $z = \tilde{n} + \tilde{c} - (n + m) + 1/2 = 1/2$  (from points 1 and 3).

**If there exists a choice of the weights such that  $z = 1/2$  then  $\phi$  is satisfiable.**

By Lemma 10, it must hold true that  $\tilde{c} = m$  and  $\tilde{n} = n$  whence

1. for each  $i = 1, \dots, m$   $c_i = 1$
2. for each  $j = 1, \dots, n$   $\hat{y}_j = 1$

By Lemma 6, because of item 2, we must have that for each  $j = 1, \dots, n$  it holds that  $\hat{\chi}_j \in \{0, 1\}$ , and in particular,

- for each  $j$  such that  $\hat{\chi}_j = 0$  we have that for each  $s$ ,  $\tilde{\chi}_{j,s} = 0$ ;
- for each  $j$  such that  $\hat{\chi}_j = 1$  we have that for each  $s$ ,  $\tilde{\chi}_{j,s} \in [1 - 2\delta, 1]$ ;

Therefore, all the literal values  $\ell_t^{[i]}$  satisfy the assumption on the domain in the statement of Lemma 8. For this, notice that the literal values are either equal to some  $\tilde{\chi}_j$  or to the output of a *Negation-gadget* with input  $\tilde{\chi}_j$ . Hence the claim holds by using also Lemma 7.

Since  $c_i = 1$ , by Lemma 8 we have that there exists  $t \in \{1, 2, 3\}$  such that  $\ell_t^{[i]} \in [1 - 2\delta, 1]$ .

We now define the assignment  $\mathbf{a} = (a_1, \dots, a_n)$  by setting  $a_j = \hat{\chi}_j$ , for each  $j = 1, \dots, n$ .

We claim that  $\phi(\mathbf{a}) = 1$ .

Suppose, by contradiction, that there exists some clause  $C_i$  for which the assignment  $\mathbf{a}$  makes all the literals equal to 0.

By hypothesis, we have that the activation value  $c_i = 1$ . Hence, by Lemma 8 there exists  $t \in \{1, 2, 3\}$  such that  $\ell_t^{[i]} \in [1 - 2\delta, 1]$ . Let us now consider the corresponding literal  $\lambda_t^{(i)}$  in clause  $C_i$ . We are going to show that the value induced on it by the assignment  $\mathbf{a}$  must be 1.

*Case 1.*  $\lambda_t^{(i)} = x_j$  (for some  $j = 1, \dots, n$ ), i.e., the literal corresponds to a non-negated variable.

Then, by construction, there is an  $r$  such that  $\ell_t^{[i]}$  is the output  $\tilde{\chi}_{j,r}$  of the generating gadget associated to variable  $x_j$ . By Lemma 6, since  $\hat{y}_j = 1$  and  $\tilde{\chi}_{j,r} \in [1 - 2\delta, 1]$  it holds that, with the assignment  $\mathbf{a}$  we have  $\hat{\chi}_j = 1$ , whence  $\lambda_t^{(i)} = x_j = a_j = \hat{\chi}_j = 1$  contradicting the absurdum hypothesis that all literals of  $C_i$  are 0 (false).

*Case 2.*  $\lambda_t^{(i)} = \neg x_j$  (for some  $j = 1, \dots, n$ ), i.e., the literal corresponds to a negated variable.

Then, by construction, there is an  $r$  such that  $\ell_t^{[i]}$  is the output of a negation-gadget whose input is  $\tilde{\chi}_{j,r}$  of the generating gadget associated to variable  $x_j$ .

Since  $\hat{y}_j = 1$  we have that  $\tilde{\chi}_{j,r} \in \{0\} \cup [1 - 2\delta, 1]$ . Hence by Lemma 7, since the output  $\ell_t^{[i]} \in [1 - 2\delta, 0]$ , we must have that the input  $\tilde{\chi}_{j,r} = 0$ . It follows, by Lemma 6 that  $a_j = \hat{\chi}_j = 0$ . Therefore, with the assignment  $\mathbf{a}$ , we have  $\lambda_t^{(i)} = \neg x_j = (1 - a_j) = 1$ , contradicting the absurdum hypothesis that all literals of  $C_i$  are assigned a value 0 (false) by  $\mathbf{a}$ .

Since in either case we reach a contradiction, we have shown that all clauses are satisfied by the assignment  $\mathbf{a}$ , i.e.,  $\phi(\mathbf{a}) = 1$ .

The proof is complete.  $\square$

## B Exact enumeration method

As sketched in Section 7.1, a possible approach to exactly enumerate the portion of an interval abstraction for which the CFX  $x'$  is not robust is to recursively split in half each INN's interval into two equal parts until each INN resulting from the split allows to determine that  $x'$  is entirely robust or non-robust. Algorithm 3 below formalizes these ideas.

In lines 3-5 we initialize data structures needed to keep track on the portion of INNs that are robust, non-robust and yet to be decided. We iteratively compute the output reachable set of the INN and check whether the robustness condition is met (lines 9-11) or violated (lines 12-14) and remove the corresponding INN from the stack of undecided INNs. Otherwise, we choose an interval in  $\mathcal{I}$  and split it into half to create two new INNs, which we add to the stack. We repeat this procedure until the stack of undecided INNs is empty or an threshold  $\epsilon$  on the precision of this procedure is met. Once the loop terminates, we return the set of INNs for which the input CFX is robust.

---

### Algorithm 3 Exact CFX $\Delta$ -Robustness

---

```

1: Input: An INN  $\mathcal{N}$  and a CFX  $x'$  and an maximum  $\epsilon$ -precision
   for the splitting phase
2: Output: set of INNs for which  $x'$  is robust.
3: robust_INNs  $\leftarrow \emptyset$ 
4: non-robust_INNs  $\leftarrow \emptyset$ 
5: unknown  $\leftarrow \text{Push}(\mathcal{N})$ 
6: while (unknown  $\neq \emptyset$ ) or ( $\epsilon$ -precision not reached) do
7:    $\mathcal{I} \leftarrow \text{GetINNToVerify}(\text{unknown})$ 
8:    $\mathcal{R}_{\mathcal{I}} \leftarrow \text{ComputeReachableSet}(\mathcal{I}, x')$ 
9:   if  $\text{lower}(\mathcal{R}_{\mathcal{I}}) \geq 0.5$  then
10:    robust_INNs  $\leftarrow \text{Push}(\mathcal{I})$ 
11:    unknown  $\leftarrow \text{Pop}(\mathcal{I})$ 
12:   else if  $\text{upper}(\mathcal{R}_{\mathcal{I}}) < 0.5$  then
13:    non-robust_INNs  $\leftarrow \text{Push}(\mathcal{I})$ 
14:    unknown  $\leftarrow \text{Pop}(\mathcal{I})$ 
15:   else
16:     $\mathcal{I}', \mathcal{I}'' \leftarrow \text{ChooseIntervalToSplit}(\mathcal{I})$ 
17:    unknown  $\leftarrow \text{Push}(\mathcal{I}', \mathcal{I}'')$ 
18:   end if
19: end while
20: return robust_INNs

```

---

## C Computing a provable $\Delta_{max}$

Algorithm 1 can be modified to compute the maximum admissible shift under worst-case guarantees. In a nutshell, this simply requires replacing the robustness test performed by  $\text{AP}\Delta\text{S}$  with the MILP-based certification procedure. For completeness we report the resulting procedure in Algorithm 4.

---

### Algorithm 4 Provable Plausible $\Delta$ -Shift

---

```

1: Input: Model  $\mathcal{M}_{\theta}$ , CFX  $x'$ ,  $\alpha$ ,  $R$ 
2: Output:  $\delta_{max}$ 
3:  $\delta_{init} \leftarrow 0.0001$ 
4: rate  $\leftarrow \text{MILP}(\mathcal{M}_{\theta}, x', \delta_{init})$ 
5: if rate  $\neq 1$  then
6:   return 0  $\triangleright$  no robustness
7: end if
8:  $\delta \leftarrow \delta_{init}$ 
9: while rate = 1 do
10:   $\delta \leftarrow 2\delta$ 
11:  rate  $\leftarrow \text{MILP}(\mathcal{M}_{\theta}, x', \delta)$ 
12: end while
13:  $\delta_{max} \leftarrow \delta/2$ 
14: while True do
15:  if  $|\delta - \delta_{max}| \leq \delta_{init}$  then
16:    return  $\delta_{max}$ 
17:  end if
18:   $\delta_{new} \leftarrow (\delta_{max} + \delta)/2$ 
19:  rate  $\leftarrow \text{MILP}(\mathcal{M}_{\theta}, x', \delta_{new})$ 
20:  if rate = 1 then
21:     $\delta_{max} \leftarrow \delta_{new}$ 
22:  else
23:     $\delta \leftarrow \delta_{new}$ 
24:  end if
25: end while

```

---