

Unveiling nonmagnetic phase and many-body entanglement in two-dimensional random quantum magnets $\text{Sr}_2\text{CuTe}_{1-x}\text{W}_x\text{O}_6$

Dian Wu,^{*} Fan Yang,[†] and Giuseppe Carleo[‡]

Institute of Physics, École Polytechnique Fédérale de Lausanne (EPFL), CH-1015 Lausanne, Switzerland
(Dated: July 9, 2024)

We apply a random-plaquette J_1 - J_2 model on the square lattice to capture the physics of a series of spin-1/2 Heisenberg antiferromagnet compounds $\text{Sr}_2\text{CuTe}_{1-x}\text{W}_x\text{O}_6$. With the input of experimentally relevant coupling strengths, our exact diagonalization (ED) study probes the ground state properties beyond previous linear spin-wave approach. An intermediate range of $x \in [0.08, 0.55]$ is identified for a nonmagnetic phase without the long-range Néel or stripe order. The absence of both valence-bond-glass order and spin-glass non-ergodic dynamics renders its nature intriguing. Deep inside this phase around $x = 0.3$, we observe signatures potentially linked to randomness-induced short-range spin-liquid-like (SLL) states, including close to zero spin-freezing parameter, vanishing spin-spin correlation beyond nearest neighbors, almost uniform static spin structure factor, as well as a broad tail in the dynamical spin structure factor. The nonmagnetic phase also features multipartite entanglement in the ground state witnessed by quantum Fisher information (QFI), which exhibits universal scaling behaviors at quantum critical points.

I. INTRODUCTION

Quantum spin liquids (QSLs) [1–3], as ground states of disordered quantum spins characteristic of vanishing long-range magnetic order and massive many-body entanglement, have renewed theoretical and experimental interests [4–9] in recent years. From a few exactly solvable examples, such as the Kitaev \mathbb{Z}_2 spin liquids in the spin-1/2 honeycomb model [10] with generalizations to ladder geometries [11, 12], the triangle-honeycomb [13] and three-dimensional lattices [14], as well as extensions to higher-spin analogues [15], it is well known that certain types of QSL feature fractional excitations of quasiparticles, including anyons [16] and Majorana zero modes [17, 18], which can be adapted into braiding and fusion mechanisms [10, 19] leading to potential fault-tolerant quantum computation [20, 21].

Pursuing QSLs in experimental platforms proves to be challenging. Quantum simulators [22–27] offer precise control of spin exchange interactions, yet remain to be scaled up to large system sizes. Quantum materials of frustrated magnets [4, 8, 9, 28–30], on the other hand, deviate from the ideal frustration scenarios set up in simple models, and more often than not involve intrinsic inhomogeneity or quenched randomness, which results in disorder on sites or bonds. Meanwhile, motivated by theoretical concerns on finding more methods to directly observe many-body entanglement as independent evidence for quantum critical phenomena in strongly correlated systems [31–34], there arise increasing interests and efforts in probing entanglement properties in quantum materials [35–40], and establishing links with quantum information science [41, 42].

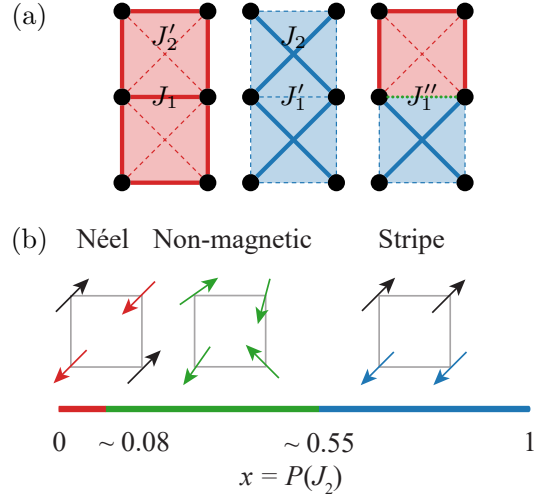


FIG. 1. (a) The random-plaquette J_1 - J_2 model of $\text{Sr}_2\text{CuTe}_{1-x}\text{W}_x\text{O}_6$. The Heisenberg AFM coupling strengths are obtained from quantum chemistry calculations [43]: $J_1 = 7.4$, $J_2 = 8.3$, $J'_1 = 0.7$, $J'_2 = 0.1$, $J''_1 = 0.3$, in the unit of meV. Each red (blue) plaquette is dominated by J_1 (J_2) interactions with a Te (W) ion at the center. (b) Phase diagram of the ground state via ED as a function of x , the mixing ratio of W or the probability of J_2 -dominated plaquette. At the two ends, two magnetically ordered phases exhibit the Néel order and the strip order respectively, forming sublattices of spins shown in different colors. A nonmagnetic phase appears in the middle region $x \in [0.08, 0.55]$.

In this work, we focus on the spin-1/2 square-lattice Heisenberg antiferromagnet: the double perovskite $\text{Sr}_2\text{CuTe}_{1-x}\text{W}_x\text{O}_6$ [43–52], whose degrees of frustration and randomness can be tuned by the mixing ratio x of Te and W ions. At $x = 0$ and 1, the compounds $\text{Sr}_2\text{CuTeO}_6$ and Sr_2CuWO_6 are illustrated by the first two panels of Fig. 1 (a). They are dominated by nearest-neighbor J_1 and next-nearest-neighbor J_2 Heisenberg antiferromagnetic (AFM) interactions and

^{*} dian.wu@epfl.ch

[†] f.yang@epfl.ch

[‡] giuseppe.carleo@epfl.ch

also have weak frustrated interactions J'_2 and J'_1 , thus exhibit the Néel order and the stripe order respectively, as in Fig. 1 (b). While nuclear magnetic resonance (NMR) experiments [44, 45] suggest a SLL state in between, numerical attempts to reveal its nature become challenging both in the choice of effective spin models, and in the absence of lattice symmetry and translational symmetry due to disorder. Preliminary ED computations on the random-bond J_1 - J_2 model point to a random-singlet phase and a spin-glass phase [53], while density matrix renormalization group (DMRG) studies find evidence only of the random-singlet state [54]. The latter is in agreement with quantum Monte Carlo (QMC) simulations on the random J - Q model [55] with J the Heisenberg exchange and Q the multispin interaction. The two effective models studied so far are remotely linked to the material and the role of the mixing ratio x remains obscure.

Here, we focus on a different and more realistic microscopic description [43], the random-plaquette J_1 - J_2 model depicted in Fig. 1 (a). In the two-dimensional square lattice, each plaquette can be J_2 -dominated (W counterion) with probability x , and otherwise J_1 -dominated (Te counterion). When two different kinds of plaquette are adjacent, i.e., when a Te and a W counterions encounter, the strong J_1 bond on the shared edge is replaced by a weaker J'_1 bond. From the linear spin-wave approach [43, 52], the random-plaquette model is found to faithfully reproduce the inelastic neutron scattering spectra, the magnetic excitations, as well as the neutron diffraction patterns of $\text{Sr}_2\text{CuTe}_{1-x}\text{W}_x\text{O}_6$. Moreover, Monte Carlo simulations show that even with classical spins, this model can explain the extreme suppression of the Néel order at small $x = 0.025$, consistent with muon spin resonance (μSR) measurements [51]. Yet, a computational simulation of the quantum model is still lacking.

Throughout this work, we present a comprehensive ED study of the model with quantum spins. We take Heisenberg AFM coupling strengths obtained from quantum chemistry calculations [43]:

$$(J_1, J_2, J'_1, J'_2, J''_1) = (7.4, 8.3, 0.7, 0.1, 0.3), \quad (1)$$

in the unit of meV. Remarkably, as shown in Fig. 1 (b) and Fig. 2 (a)–(d), from the order parameters we identify a nonmagnetic ground state for $\text{Sr}_2\text{CuTe}_{1-x}\text{W}_x\text{O}_6$ in a wide range of $x \in [0.08, 0.55]$, matching well with the NMR observations [44–46] that there is no magnetic order over 19 mK for $x \in [0.1, 0.6]$. On top of this, the universal scaling exponent of the QFI density [32, 36, 37] extracted from the static spin structure factor vanishes near the phase boundaries, confirming the accuracy of our phase diagram.

The nature of the intermediate phase is distinct from normal candidates previously found in quantum magnets subject to quenched randomness, including the random-singlet state [53–58], the valence-bond glass [46, 59, 60], and the spin glass [36, 37, 53]. Instead, its main fea-

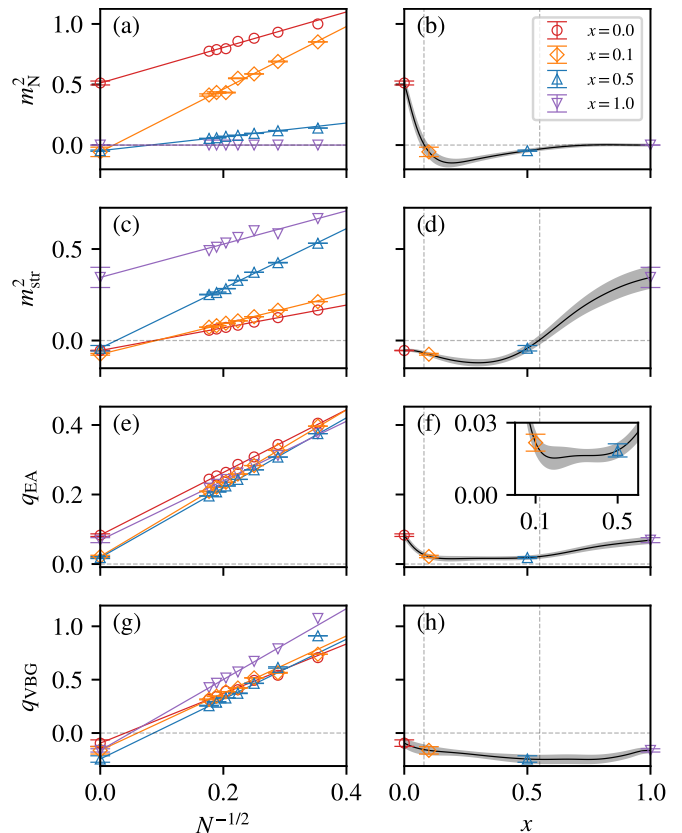


FIG. 2. Finite-size scaling of the order parameters m_N^2 , m_{str}^2 , q_{EA} , and q_{VBG} used to characterize the phases. In the left column, for each value of x , we measure the order parameters with system sizes $N = 8, 12, 16, 20, 24, 28, 32$ and extrapolate to the thermodynamic limit $N \rightarrow \infty$. The error bars are standard errors over random instances and of the extrapolated intercepts. In the right column, we do the extrapolation for all values of x and plot the results as the black curves. The shaded regions are standard errors of the intercepts. The vertical dashed lines indicate the nonmagnetic phase $x \in [0.08, 0.55]$. In (b), when m_N^2 crosses 0, $x = 0.081 \pm 0.012$. In (d), when m_{str}^2 crosses 0, $x = 0.546 \pm 0.020$. In (f), over $x \in [0.08, 0.55]$, the average value of q_{EA} is 0.017 ± 0.004 .

tures are more akin to short-range disordered SLL states in two dimensions, which have an extremely small spin-freezing parameter and a broad tail in the dynamical spin structure factor. Intriguingly, deep inside the nonmagnetic phase around $x = 0.3$ where these characteristics become the most predominant, the system displays zero averaged spin-spin correlation beyond nearest neighbors, and almost uniformly distributed static spin structure factor, leading to a uniform QFI density at $T = 0$.

The paper is structured as follows. In Section II, based on ED computations, we perform finite-size scaling of the order parameters and determine the phase diagram for the random-plaquette J_1 - J_2 model. We characterize the emergent short-range disordered SLL state by spin-spin correlations, spin relaxations, as well as spin structure factors. In Section III, we focus on the QFI and reveal its

universal scaling behaviors at quantum phase transitions. In Section IV, we advance the understanding of the phase formation in $\text{Sr}_2\text{CuTe}_{1-x}\text{W}_x\text{O}_6$ qualitatively through the randomness-induced frustration index.

II. PROPERTIES OF THE MODEL

Before proceeding to study physical observables, we first briefly introduce our reweighting method to compute the observables, which enables us to obtain the disorder-averaged ground-state expectation values with an arbitrary mixing ratio $x \in [0, 1]$. For each system size $N = 8, 12, 16, 20, 24, 28, 32$, we construct a lattice whose geometry allows both Néel and stripe orders under periodic boundary conditions (PBC). Then for each $k = 0, 1, \dots, N$, we randomly generate M_k Hamiltonian instances, each with exactly k J_2 -dominated plaquettes. As x is the probability for a plaquette to be J_2 -dominated in the disorder average, any physical observable O is averaged under a binomial distribution, denoted by $[\dots]_J$:

$$[\langle O \rangle]_J(N, x) = \sum_k B(k, N, x) \bar{O}_k(N), \quad (2)$$

$$\bar{O}_k(N) = \frac{1}{M_k} \sum_i \langle O \rangle_i, \quad (3)$$

where the binomial distribution takes the form $B(k, N, x) = \binom{N}{k} x^k (1-x)^{N-k}$, and the binomial coefficient reads $\binom{N}{k} = N!/(k!(N-k)!)$. In $\bar{O}_k(N)$, the expectation $\langle O \rangle_i$ acts on the ground state of the random instance i . Without reweighting, $\bar{O}_k(N)$ alone is an estimator of the uniform average over all random instances with a fixed k , under which circumstance x can only take discrete values k/N with a finite system size N . Our reweighting method makes it possible to vary x continuously and more precisely determine the phase boundaries, as shown in the right column of Fig. 2. More details on the ED computation, including choices of lattice geometries, reweighting, and estimation of uncertainties in the average and the extrapolation, can be found in Appendix A.

We comment on the symmetries of the ground state. It inherits the $\text{SU}(2)$ symmetry from Heisenberg exchanges, leading to zero magnetization $\langle S_j^z \rangle = 0$ for each site j . The ground state also respects spin inversion symmetry and selects the even parity sector for all lattices we use, regardless of the value of x and the configuration of random plaquettes. Translational symmetry and D_4 lattice symmetry, by contrast, are only present at $x = 0$ and 1.

A. Order parameters and phase diagram

Now, we determine the phase diagram of the random-plaquette J_1 - J_2 model (see Fig. 1) from four order parameters shown in Fig. 2. While the Néel and the

stripe order parameters set the boundaries of two magnetically ordered phases when x is close to 0 and 1 respectively, the spin-freezing parameter and the valence-bond-glass parameter suggest that the nonmagnetic region $x \in [0.08, 0.55]$ cannot stabilize a random-singlet state nor a valence-bond glass.

First, let us take a closer look at two magnetically ordered phases. We choose the following definitions [53] for the Néel and the stripe order parameters:

$$m_{\text{N}}^2 = \frac{8}{N(N+4)} \left[\sum_{\alpha} \sum_{i,j \in \alpha} \langle \mathbf{S}_i \cdot \mathbf{S}_j \rangle \right]_J, \quad (4)$$

$$m_{\text{str}}^2 = \frac{4}{N(N+4)} \left[\sum_{\nu} \sum_{\alpha_{\nu}} \sum_{i,j \in \alpha_{\nu}} \langle \mathbf{S}_i \cdot \mathbf{S}_j \rangle \right]_J. \quad (5)$$

In m_{N}^2 , α denotes each of the two sublattices formed by the Néel order, as shown in different colors in Fig. 1 (b), and i, j run over all sites in the sublattice α . In m_{str}^2 , ν denotes each of the two directions of stripes, giving rise to two patterns of sublattices α_{ν} . Figure 1 (b) depicts the horizontal stripes, and vertical otherwise. The disorder average $[\dots]_J$ is evaluated using our reweighting method in Eq. (2). The normalization factors in Eqs. (4) and (5) are chosen according to relevant magnetic orderings of the classical Heisenberg antiferromagnet. For a perfect Néel order, the sum inside $[\dots]_J$ in m_{N}^2 containing both $i = j$ and $i \neq j$ amounts to $2 \left(\frac{N}{2} \cdot \frac{3}{4} + \frac{N}{2} \left(\frac{N}{2} - 1 \right) \cdot \frac{1}{4} \right) = N(N+4)/8$. The factor in m_{str}^2 is further multiplied by 2 taking into account two types of stripes ν . We then perform a finite-size scaling with $8 \leq N \leq 32$, as shown in Fig. 2 (a)–(d). It turns out that both order parameters exhibit $N^{-1/2}$ scaling behaviors, consistent with the modified spin-wave analysis for Heisenberg antiferromagnet on finite square lattices [61, 62]:

$$\langle \mathbf{S}_i \cdot \mathbf{S}_j \rangle = (-1)^{\alpha(i,j)} \left(c_0 + \frac{c_1}{|\mathbf{r}_i - \mathbf{r}_j|} \right)^2, \quad i \neq j, \quad (6)$$

where both c_0 and c_1 are constant given a finite N . The sign $(-1)^{\alpha(i,j)} = 1$ if the sites i and j belong to the same sublattice α , and -1 otherwise. Equation (6) leads directly to the scaling relation:

$$m_{\text{N}/\text{str}}^2 = \frac{a}{\sqrt{N}} + b, \quad b \geq 0, \quad (7)$$

where higher order corrections in $O(1/N)$ are neglected. In the thermodynamic limit $N \rightarrow \infty$, if the long-range magnetic order exists, m_{N}^2 and m_{str}^2 become positive constants. From the non-negative extrapolation values of m_{N}^2 and m_{str}^2 in Fig. 2 (b) and (d), we identify that in the ground state, the Néel phase survives from the randomness when $x \in [0, 0.08]$ and the stripe phase survives when $x \in [0.55, 1]$. The two quantum phase transition points crossing zero are resolved as $x_{c,1} = 0.081 \pm 0.012$, $x_{c,2} = 0.546 \pm 0.020$. The extremely narrow region of

the Néel order compared with the stripe order can be explained by reviewing the microscopic structure of the mixed compound in Fig. 1 (a). When two different kinds of plaquette encounter, one strong J_1 bond is replaced by a much weaker J'_1 bond on the shared edge, while the strong J_2 bonds in the J_2 -dominated plaquette remain unaffected.

The consistency of our nonmagnetic phase in absence of long-range order for $x \in [0.08, 0.55]$ with the experimental results $x \in [0.1, 0.6]$ [44–46] is crucial. It validates the methodology of the current work, including the Hamiltonian we start with in Eq. (1), our ED computations, as well as our reweighting method in Eq. (2) and extrapolation method. Next, we proceed to explore the nature of the nonmagnetic phase by testing two potential candidates: the random-singlet state and the valence-bond glass.

The random-singlet state can be characterized by the spin-freezing parameter [53, 54], also known as the Edwards–Anderson (EA) order parameter [63, 64], defined by

$$q_{\text{EA}}^2 = \frac{1}{N^2} \left[\sum_{i,j} \langle \mathbf{S}_i \cdot \mathbf{S}_j \rangle^2 \right]_J, \quad (8)$$

where \sum_i sums over a total number of N sites. q_{EA} detects any type of static spin order, including long-range magnetic orders and the spin-glass order. In Fig. 2 (e)–(f), q_{EA} scales with $N^{-1/2}$ and extrapolates to positive values as $N \rightarrow \infty$ for all x , with the nonmagnetic region $x \in [0.08, 0.55]$ locating a plateau around its minimum. The inset in (f) shows that the error bars of the extrapolation in the nonmagnetic phase do not extend to zero, and the average value of the plateau stays at 0.017 ± 0.004 . Our finding agrees with the linear spin-wave analysis [52] of the same model in Eq. (1) that the degree of frustration arising from weak Heisenberg interactions J'_1, J'_2, J''_1 is not strong enough to stabilize an all-to-all disordered random-singlet state in $\text{Sr}_2\text{CuTe}_{1-x}\text{W}_x\text{O}_6$.

The valence-bond glass (VBG), on the other hand, can be characterized by an order parameter that replaces the spin operator in q_{EA} with the dimer operator [65]:

$$q_{\text{VBG}}^2 = \frac{1}{4N^2} \left[\sum_{i,j} \sum_{p,q} \langle B_i^p B_j^q \rangle^2 \right]_J, \quad (9)$$

$$B_i^p = \mathbf{S}_i \cdot \mathbf{S}_{i+p} - \langle \mathbf{S}_i \cdot \mathbf{S}_{i+p} \rangle, \quad (10)$$

where B_i^p encodes the dimer-dimer correlation [66] on a nearest-neighbor bond along the unit vector p , and p can be either in x or y direction, i.e., $\sum_i \sum_p$ sums over a total number of $2N$ nearest-neighbor bonds. As shown in Fig. 2 (g)–(h), q_{VBG} also exhibits $N^{-1/2}$ scaling behavior, but extrapolates to negative values as $N \rightarrow \infty$ for all x . We have also tested another dimer operator that sums over both nearest and next-nearest bonds and obtained the same behavior. Therefore, the putative

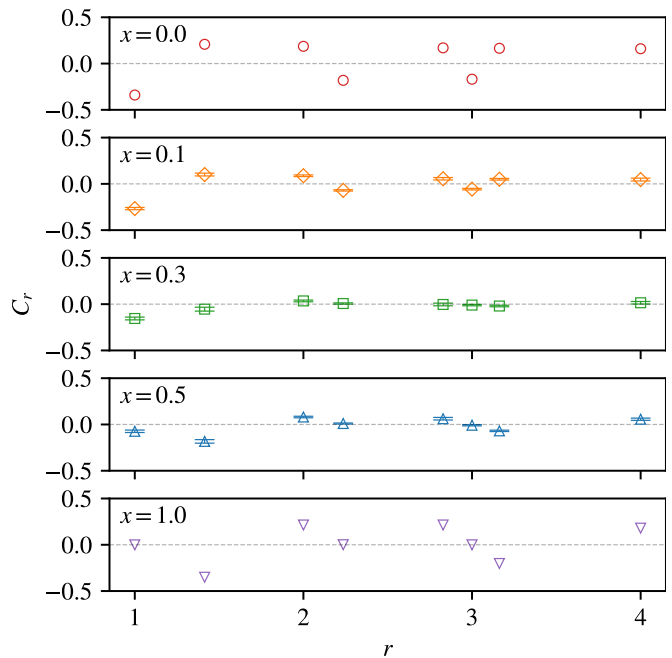


FIG. 3. Averaged spin-spin correlation C_r of the system with $N = 32$ spins. The length of the nearest-neighbor bond is set to 1. The error bars include standard errors over random instances and over all spin pairs (i, j) sharing the same r in an instance. At $x = 0$ and 1, the zero error bar is caused by the absence of randomness and the restored D_4 lattice symmetry. Deep inside the nonmagnetic phase around $x = 0.3$, the spin-spin correlation vanishes beyond nearest neighbors.

valence-bond-glass state from the specific heat measurement at low temperatures [46], is not observed by our ED results of the random-plaquette model at $T = 0$.

B. Short-range spin-spin correlations and non-glassy dynamics in the nonmagnetic phase

A small but finite q_{EA} when $N \rightarrow \infty$ could indicate a weak spin-glass order. However, as we will show in this section through spin-spin correlations over space and time domains, see Figs. 3 and 4, the spin glass is also not a candidate for the nonmagnetic phase.

First, let us examine the spin-spin correlation in real space,

$$C_r = [\langle \mathbf{S}_i \cdot \mathbf{S}_j \rangle]_{J,r}, \quad r = |\mathbf{r}_i - \mathbf{r}_j|. \quad (11)$$

Besides the disorder average $[\dots]_J$ over all random instances in Eq. (2), we also take the average over all spin pairs (i, j) sharing the same distance r in each random instance [67]. Figure 3 shows that while the Néel (stripe) order is indicated by the dominant negative correlations at nearest-neighbor $r = 1$ (next-nearest-neighbor $r = \sqrt{2}$), the long-range spin-spin correlations decrease quickly when x enters the nonmagnetic phase. In particular, deep inside this phase around $x = 0.3$, we

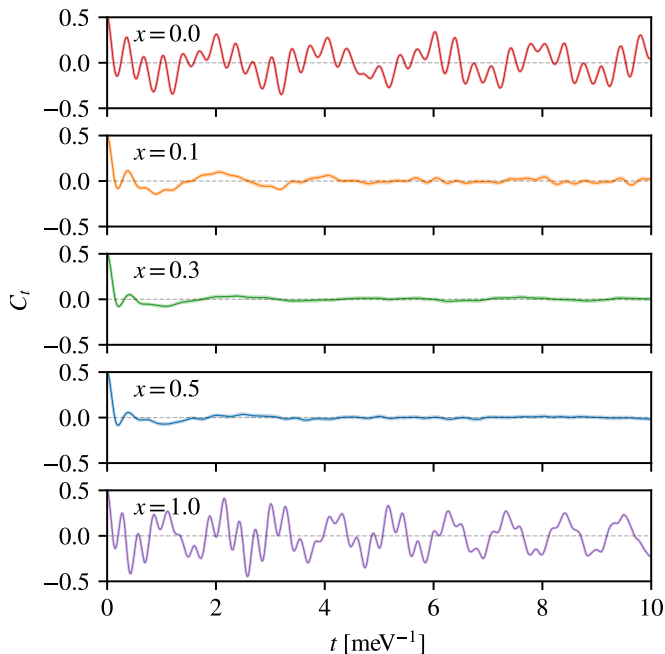


FIG. 4. Temporal auto-correlation C_t of a spin in the system with $N = 32$ spins. The shaded regions are standard errors over random instances. The dynamics is ergodic as the auto-correlation relaxes to zero quickly in the nonmagnetic phase $x \in [0.08, 0.55]$.

observe zero spin-spin correlation beyond nearest neighbors. The remaining AFM spin-spin correlations on nearest neighbors contribute to the non-zero extrapolation of spin-freezing parameter q_{EA} in Fig. 2 (e)–(f), and it is incompatible with the random domain wall picture of the spin-glass state in the random-bond J_1 - J_2 model. According to Ref. [53], the latter would host a considerable amount of positive ferromagnetic (FM) correlations on nearest-neighbor spins across the domain walls between two distinct stripe-ordered states. In our model, the randomness-induced frustration plays a more important role, of which we leave the discussion to Section IV.

Next, we study the temporal auto-correlation of one spin in the ground state, which can probe the ergodicity breaking in finite-size glassy systems [68]:

$$C_t = [\langle \{S^{z\dagger}(t), S^z(0)\} \rangle]_J, \quad (12)$$

where $S^{z\dagger}(t) = e^{iHt} S^z(0) e^{-iHt}$, and $C_t \in \mathbb{R}$ since $S^{z\dagger}(t) = S^z(t)$. It is noted that the choice of the spin S^z in the system is arbitrary after averaging over random instances, and the z orientation is also arbitrary as the model is $SU(2)$ symmetric. In Fig. 4, the two magnetically ordered phases at $x = 0$ and 1 exhibit oscillating patterns that do not decay at large t . By contrast, in the nonmagnetic phase $x \in [0.08, 0.55]$, the auto-correlation relaxes to zero quickly. We do not observe the non-ergodic behavior in C_t that is characteristic of a spin glass, which would entail a long-lived plateau at large t .

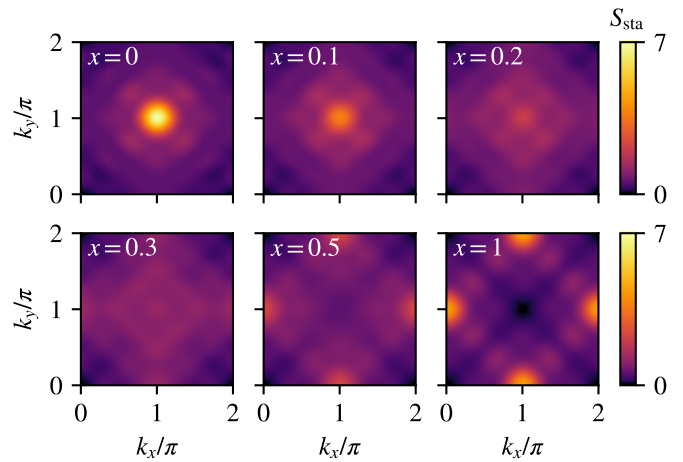


FIG. 5. Static spin structure factor S_{sta} of the system with $N = 32$ spins. From Eq. (19), it also displays the QFI density through the relation $f_Q(\mathbf{k}) = \frac{4}{3} S_{\text{sta}}(\mathbf{k})$.

C. Static and dynamical spin structure factors

After invalidating three candidates, namely random-singlet state, valence-bond glass, and spin glass, we proceed to unveil nontrivial SLL signatures of the nonmagnetic phase through spin structure factors.

The static spin structure factor defined by

$$S_{\text{sta}}(\mathbf{k}) = \frac{1}{N} \left[\sum_{i,j} \langle \mathbf{S}_i \cdot \mathbf{S}_j \rangle \cos(\mathbf{k} \cdot (\mathbf{r}_i - \mathbf{r}_j)) \right]_J, \quad (13)$$

is resolved in the ground state via ED in Fig. 5, in close resemblance to the experimental data probed by diffuse polarized neutron diffraction at $T = 1.5$ K [52]. As x increases from 0 (Néel order) to 1 (stripe order), the peak of S_{sta} moves from (π, π) to $(\pi, 0)$. Meanwhile, Fig. 5 shows a more detailed feature that the peak becomes less sharp once x leaves the ordered phases and approaches the phase boundaries at $x = 0.1$ and 0.5 , which also agrees with the experimental data. Interestingly, around $x = 0.3$, S_{sta} becomes almost uniform in a large portion of the Brillouin zone (BZ) without any visible peak. It indicates a strongly disordered state, absent of any long-range magnetic order.

Furthermore, as shown from the dynamical spin structure factor in Fig. 6, the coexistence of a peak centered at a small frequency ω and a broad tail at large ω also supports a SLL state [53, 65] in the nonmagnetic region around $x = 0.3$. In our calculation, we adopt the following definition for the dynamical spin structure factor:

$$S_{\text{dyn}}(\mathbf{k}, \omega) = \frac{1}{2\pi} \int_{-\infty}^{\infty} [\langle S_{\mathbf{k}}^{z\dagger}(t) S_{\mathbf{k}}^z(0) \rangle]_J e^{i\omega t} dt \quad (14)$$

$$= - \lim_{\eta \rightarrow 0} \left[\frac{1}{\pi} \text{Im} \langle S_{\mathbf{k}}^{z\dagger} \frac{1}{\omega + E_0 - H + i\eta} S_{\mathbf{k}}^z \rangle \right]_J,$$

with E_0 the ground state energy. The time-domain integral is computed using continued fraction expansion [69]

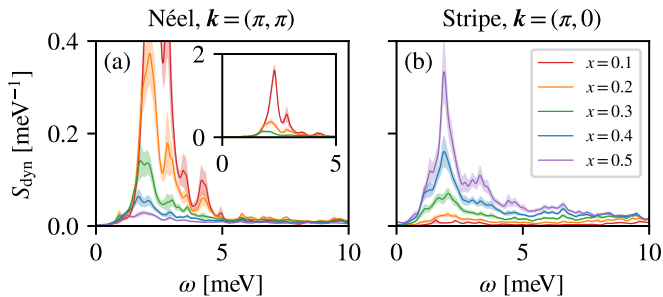


FIG. 6. Dynamical spin structure factor S_{dyn} of the system with $N = 32$ spins, exhibiting broad peaks at $\mathbf{k} = (\pi, \pi)$ and $(\pi, 0)$ in the nonmagnetic phase $x \in [0.08, 0.55]$. The shaded regions are standard errors over random instances.

and smoothed with a sufficiently small damping factor $\eta = 0.1$ meV [53, 65]. The Fourier transform of a spin operator is taken to be

$$S_{\mathbf{k}}^z = \frac{1}{\sqrt{N}} \sum_{i=1}^N S_i^z e^{-i\mathbf{k} \cdot \mathbf{r}_i}. \quad (15)$$

Figure 6 shows that when the mixing ratio x increases in the nonmagnetic region, the peak of S_{dyn} moves in the BZ from the center (π, π) to the edge $(\pi, 0)$. In the frequency domain, the peak moves towards smaller ω as the randomness x increases at $\mathbf{k} = (\pi, \pi)$, while at $(\pi, 0)$ it stays rather fixed near $\omega \approx 2$ meV. Most importantly, taking into account the flatness of the static spin structure factor in the nonmagnetic phase in Fig. 5, the broad peak of S_{dyn} extends naturally to other wave vectors in the BZ. This behavior can be used to distinguish from magnon-like excitations which introduce peaks only at high-symmetry points of the BZ [65]. We have also tested finite-size effects and verified that for a fixed $x \in [0.08, 0.55]$ at both wave vectors, the peak reaches lower frequency as the system size increases.

III. QUANTUM FISHER INFORMATION IN 2D RANDOM QUANTUM MAGNETS

In this section, we introduce the general relation between the QFI and the spin structure factors, and demonstrate how to use the QFI density as a witness of multipartite entanglement in the random-plaquette J_1 - J_2 model.

A. Multipartite entanglement witness

Let us start from a generic equilibrium mixed state at the temperature T . Its density matrix has the form $\rho = \sum_{\lambda} p_{\lambda} |\lambda\rangle \langle \lambda|$ with the probability $p_{\lambda} = \frac{1}{Z} e^{-E_{\lambda}/T}$ and the partition function $Z = \sum_{\lambda} e^{-E_{\lambda}/T}$, where we set $\hbar = k_B = 1$. Given a generator $O = \sum_{i=1}^N O_i$ consisting of local operators O_i that are normalized with unit

spectrum width, the QFI is defined by

$$f_{\text{Q}}(T) = 2 \sum_{\lambda, \lambda'} \frac{(p_{\lambda} - p_{\lambda'})^2}{p_{\lambda} + p_{\lambda'}} |\langle \lambda | O | \lambda' \rangle|^2, \quad (16)$$

with $p_{\lambda} + p_{\lambda'} > 0$. Physically, through the quantum Cramér–Rao bound [70], f_{Q} quantifies the maximal precision of a parameter θ one can reach after M independent measurements: $\text{Var } \theta \geq 1/(M f_{\text{Q}})$. It is a lower bound for the variance of parameter θ associated with the generator O . Under each measurement, the system undergoes a unitary transformation: $\rho' = e^{-i\theta O} \rho e^{i\theta O}$. The QFI has been successfully measured in a single spin system, or a solid-state qubit [71].

Going to multispin systems of higher complexity, an exact relation can be established [32, 36, 37] between the QFI density $f_{\text{Q}} = f_{\text{Q}}/N$ and the dynamical spin structure factor S_{dyn} :

$$f_{\text{Q}}(\mathbf{k}, T) = 4 \int_0^{\infty} \tanh\left(\frac{\omega}{2T}\right) (1 - e^{-\frac{\omega}{T}}) S_{\text{dyn}}(\mathbf{k}, \omega, T) d\omega, \quad (17)$$

with the generator chosen to be $O(\mathbf{k}) = \sqrt{N} S_{\mathbf{k}}^{z\dagger} = \sum_{i=1}^N S_i^z e^{i\mathbf{k} \cdot \mathbf{r}_i}$. Here, S_{dyn} is obtained from Eq. (14) by applying $\langle S_{\mathbf{k}}^{z\dagger}(t) S_{\mathbf{k}}^z(0) \rangle = \text{Tr} \left[\rho S_{\mathbf{k}}^{z\dagger}(t) S_{\mathbf{k}}^z(0) \right]$, which acts on the thermal state when $T > 0$ and on the ground state at $T = 0$. Equation (17) expresses the entanglement in an explicit form of quantum fluctuations. A detailed derivation is provided in Appendix B.

Notably, a quantum state is $(m+1)$ -partite entangled when the QFI density satisfies the inequality [32, 37, 72, 73]: $f_{\text{Q}} > m(h_{\text{max}} - h_{\text{min}})^2$, where m is an integer and h_{max} (h_{min}) is the largest (smallest) eigenvalue of the local generator O_i . In our case, $\langle O_i^{\dagger} O_i \rangle = \langle (S_i^z)^2 \rangle = 1/4$ and $h_{\text{max}} = -h_{\text{min}} = 1/2$. Therefore, $(m+1)$ -partite entanglement is witnessed in a multispin system if

$$f_{\text{Q}} > m. \quad (18)$$

At the same time, Eq. (18) sets the criterion according to which the quantum Cramér–Rao bound falls below the classical limits [74].

Next, we focus on the features of the QFI in the ground state of the random-plaquette model. By taking the limit $T \rightarrow 0$ in Eq. (17), we can verify that

$$f_{\text{Q}}(\mathbf{k}) = 4 \int_0^{\infty} S_{\text{dyn}}(\mathbf{k}, \omega) d\omega = \frac{4}{3} S_{\text{sta}}(\mathbf{k}). \quad (19)$$

The extra factor $1/3$ comes from one of the three $\text{SU}(2)$ -symmetric components $\mathbf{S}_i \cdot \mathbf{S}_j = \sum_{\alpha=x,y,z} S_i^{\alpha} S_j^{\alpha}$. Equivalently, we can also evaluate the QFI of a pure ground state $|\psi\rangle$. The density matrix becomes $\rho = |\psi\rangle \langle \psi|$, and the case $p_{\psi} = 1, p_{\psi'} = 0$ contributes twice to f_{Q} in Eq. (16). Applying the identity $|\psi'\rangle \langle \psi'| = \mathbf{1} - |\psi\rangle \langle \psi|$, we obtain the same relation

$$f_{\text{Q}}(\mathbf{k}) = 4 \left[\langle S_{\mathbf{k}}^z S_{\mathbf{k}}^{z\dagger} \rangle - |\langle S_{\mathbf{k}}^z \rangle|^2 \right]_J = \frac{4}{3} S_{\text{sta}}(\mathbf{k}). \quad (20)$$

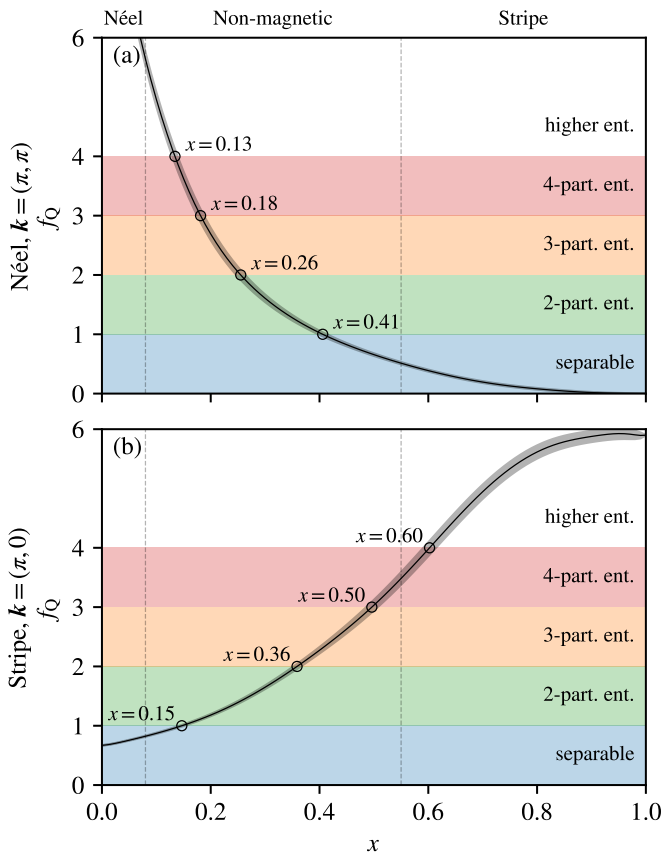


FIG. 7. QFI density f_Q and multipartite entanglement of the system at $T = 0$ with $N = 32$ spins. The vertical dashed lines indicate the nonmagnetic phase $x \in [0.08, 0.55]$. The shaded regions are standard errors over random instances.

It is noted that $\langle S_{\mathbf{k}}^z \rangle = 0$ respecting the $SU(2)$ symmetry.

In Fig. 7, we quantify multipartite entanglement witnessed by f_Q at the two ordering wave vectors using Eqs. (18) and (19). The nonmagnetic phase is short-range entangled, featuring 2- to 4-partite entanglement on a finite-size lattice of $N = 32$ spins. By contrast, the Néel and the stripe phases possess much higher entanglement at their respective ordering wave vectors. This long-range entanglement is also reflected in the sharp peaks of $S_{\text{sta}}(\mathbf{k})$ in Fig. 5. When the mixing ratio x increases from 0 to 1, the peak of f_Q moves from $\mathbf{k} = (\pi, \pi)$ to $(\pi, 0)$ following the same result as S_{sta} . Around $x = 0.3$ deep inside the nonmagnetic phase, f_Q also becomes uniform and the system displays bipartite entanglement over the BZ.

B. Universal scaling at quantum critical points

Another interesting feature observed from Fig. 7 is that in the finite-size system with $N = 32$, if we choose an ordering wave vector and tunes x towards the other ordered phase, there is always no multipartite entanglement to be witnessed at the phase boundary, as $f_Q < 1$ at $\mathbf{k} = (\pi, \pi)$,

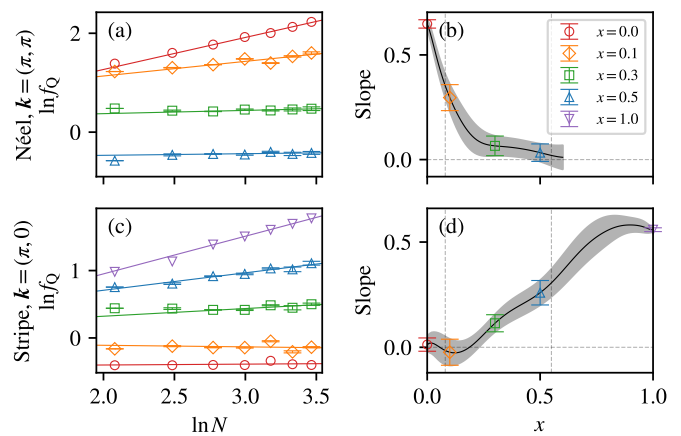


FIG. 8. Scaling of QFI density f_Q at $T = 0$. (a) (c) Linear regression of $\ln f_Q = \nu_Q \ln N + c_0$ at specific values of \mathbf{k} and x , where ν_Q is the scaling exponent and c_0 is a constant. (b) (d) The slope ν_Q as a function of x . The shaded regions are standard errors of ν_Q . The horizontal dashed line indicates $\nu_Q = 0$, and the vertical dashed lines indicate the nonmagnetic phase $x \in [0.08, 0.55]$. In (a) (b), only the results of $x < 0.6$ are shown, where f_Q is large enough to numerically estimate the slope. In (b), when $x_c = 0.55$, $\nu_Q = 0.02 \pm 0.05$. In (d), when $x_c = 0.08$, $\nu_Q = -0.02 \pm 0.06$.

$x = 0.55$ and $\mathbf{k} = (\pi, 0)$, $x = 0.08$. In the following, we will demonstrate through the scaling analysis of f_Q that in the thermodynamic limit, the critical points for $f_Q = 1$ before entering a separable (unentangled) region coincide with the phase boundaries of the random-plaquette model determined by the order parameters.

At $T = 0$, we start from a general scaling relation between the QFI density and the system size:

$$\ln f_Q(\mathbf{k}) = \nu_Q(\mathbf{k}) \ln N + c_0, \quad (21)$$

where ν_Q denotes the scaling exponent and c_0 is a constant. If $\nu_Q = 0$, then f_Q converges to a finite value when we take the thermodynamic limit $N \rightarrow \infty$. The finite-size ED computations on our model lead to Fig. 8. At $\mathbf{k} = (\pi, \pi)$, ν_Q is positive when $x < 0.55$ and vanishes as $\nu_Q = 0.02 \pm 0.05$ around the critical point $x_c = 0.55$. Thus when $N \rightarrow \infty$, f_Q converges to a finite value $f_Q \approx 1$ only when x is around the critical point. The same behaviour of f_Q is observed at $\mathbf{k} = (\pi, 0)$, which exhibits a vanishing exponent $\nu_Q = -0.02 \pm 0.06$ around the critical point $x_c = 0.08$.

To conclude, we find that the QFI density is capable to detect the quantum phase transitions at $T = 0$ in the random-plaquette model. Given an ordering wave vector \mathbf{k} , the scaling exponent of f_Q with respect to the system size vanishes across the transition point x_c :

$$\nu_Q(\mathbf{k})|_{x=x_c} \approx 0, \quad (22)$$

which signifies the other magnetically ordered phase. It is noted that the scaling exponent of f_Q also vanishes at topological phase transitions, e.g. in the Kitaev superconducting chain [32]. Through Eq. (22), we extend

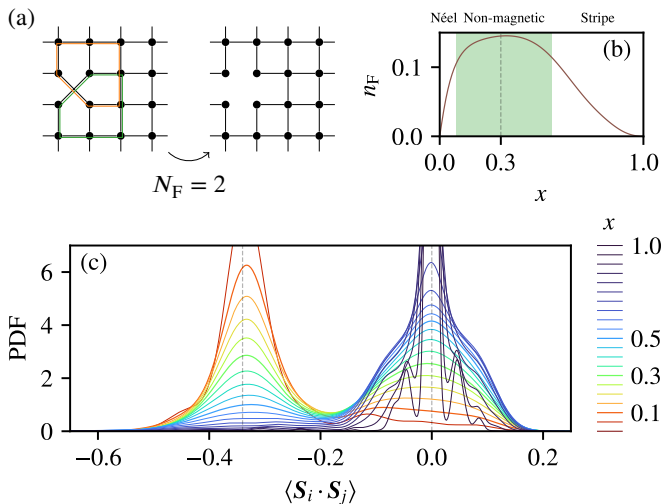


FIG. 9. (a) An example of a graph containing only the large couplings J_1 and J_2 with $N = 16$ spins and one J_2 -dominated plaquette. Two examples of frustrated cycles of spin couplings are highlighted in green and orange respectively. This graph becomes non-frustrated if at least two edges are removed, therefore it has frustration index $N_F = 2$. (b) The normalized frustration index $n_F = N_F/N$ as a function of x , averaged over random instances with $N = 32$ spins. The green region indicates the nonmagnetic phase $x \in [0.08, 0.55]$. The maximum of n_F is around $x = 0.3$, as indicated by the vertical dashed line. (c) Distribution of nearest-neighbor spin correlations $\langle \mathbf{S}_i \cdot \mathbf{S}_j \rangle$ with $N = 32$ spins. The results of $x = 0.1, 0.3, 0.5$ are highlighted with thick curves. When $x = 0$ and 1 , the distribution is fully concentrated at $\langle \mathbf{S}_i \cdot \mathbf{S}_j \rangle = -0.340$ and 0 respectively, as indicated by the vertical dashed lines. The probability density function (PDF) of the distribution is estimated from random instances using Silverman’s method [75].

the universality of this phenomenon to the order-disorder phase transitions in 2D random quantum magnets.

IV. STATISTICS OF RANDOMNESS-INDUCED FRUSTRATION

Extra insights can be gained on the role of the mixing ratio x in $\text{Sr}_2\text{CuTe}_{1-x}\text{W}_x\text{O}_6$ by introducing the frustration index of a random instance. Illustrated in Fig. 9 (a), for each random instance of our model in Eq. (1), we consider a graph whose edges only contain the large couplings J_1 and J_2 , and omit the small ones J'_1 , J'_2 , and J''_1 . The frustration index N_F is defined to be the minimal number of edges one needs to remove to make the graph geometrically non-frustrated (containing only even-length cycles of AFM couplings). In this simple example, we have $N_F = 2$. In generic cases, the method to compute it is equivalent to finding the ground state of a classical AFM Ising model on the graph, and to solving other well-studied combinatorial optimization problems such as max-cut [76].

In the random-plaquette model, it is more convenient

to consider the normalized frustration index $n_F = N_F/N$, which converges in the thermodynamic limit $N \rightarrow \infty$. Shown in Fig. 9 (b), when n_F is small (< 0.1), the system exhibits the Néel or the stripe order. Each frustrated edge raises the ground state energy approximately by $2J|S|(|S| + 1)$, where $J = J_1$ or J_2 depending on the position of the frustrated edge, and $|S| = 1/2$. Remarkably, when x enters the nonmagnetic region $[0.08, 0.55]$, a high plateau of n_F appears with a peak around $x = 0.3$, where it has so far been identified with most significant disordered SLL signatures. We can thus gain a phenomenological understanding on the origin of the nonmagnetic phase in $\text{Sr}_2\text{CuTe}_{1-x}\text{W}_x\text{O}_6$: The mixing ratio x induces additional frustration, which plays a more important role in driving the system into a short-range disordered SLL phase than the originally present weak couplings J'_1 , J'_2 , and J''_1 .

Moreover, in Fig. 9 (c) we show the distribution of nearest-neighbour spin correlations of the random-plaquette model at varying x for a system with $N = 32$ spins. The lower and the upper bounds $\langle \mathbf{S}_i \cdot \mathbf{S}_j \rangle \in [-3/4, 1/4]$ are given by pure spin singlet and triplet pairs. The two sharp peaks at $\langle \mathbf{S}_i \cdot \mathbf{S}_j \rangle = -0.340$ and 0 appear in the Néel and the stripe phases respectively. There is a smooth transfer of probability density between them as x changes. Interestingly, in the nonmagnetic region $x \in [0.08, 0.55]$, the distribution spans much broader, and at $x = 0.3$ there appear two peaks of almost equal height. Compared with the random-bond J_1 - J_2 model [53], we do not observe any major peak of $\langle \mathbf{S}_i \cdot \mathbf{S}_j \rangle \in [-0.2, -0.1]$ as in random-singlet states, and there is also no visible peak at $\langle \mathbf{S}_i \cdot \mathbf{S}_j \rangle > 0$ as in spin-glass states. This distinguishes our nonmagnetic state from these two candidates.

V. DISCUSSION

To summarize, in this work we perform extensive ED studies of the random-plaquette J_1 - J_2 model with experimentally relevant parameters for the material $\text{Sr}_2\text{CuTe}_{1-x}\text{W}_x\text{O}_6$. We resolve the phase boundaries of a nonmagnetic state $x \in [0.08, 0.55]$ by the finite-size scaling of various order parameters. The intermediate phase is absent of long-range Néel and stripe orders, valence-bond glass order, as well as glassy dynamics. Yet, it still exhibits short-range spin-spin correlations and a broad tail in S_{dyn} , which are characteristic of disordered SLL states. Deep inside the nonmagnetic phase around $x = 0.3$, the randomness-induced frustration index reaches the maximum, bringing a series of non-trivial features including almost uniform S_{sta} (or equivalently, f_Q) over the BZ. The broad peaks in S_{dyn} are also stretched away from the two ordering wave vectors $\mathbf{k} = (\pi, \pi)$ and $(\pi, 0)$, marking the difference from magnon-like excitations.

Although the bond frustration from the small couplings J'_1 , J'_2 , J''_1 is not strong enough to support an all-

to-all disordered random-singlet state as $q_{\text{EA}} > 0$, the frustration index in the model increases with structured randomness, thus favoring a disordered SLL state. Finally, from the analysis of the QFI, the nonmagnetic phase is multipatite entangled, and the vanishing universal scaling exponent of the QFI density with respect to N across phase transitions shows the robustness of our phase boundaries in the thermodynamic limit.

In future, one may generalize the calculation of the QFI to thermal equilibrium mixed states for $T > 0$, using Eq. (17) and the Hams-de Raedt method [77]. A perfect scaling collapse at low temperatures [32] is expected from vanishing critical exponent at $T = 0$, and will extend the critical- T regime of the phase diagram in Fig. 1 (b). It is also possible to study the QFI far from equilibrium in our model using small-size ED clusters, e.g. $N = 10$ spins [78].

Going beyond ED, one may also apply variational Monte Carlo (VMC) to explore 2D random quantum magnets. The recently developed neural quantum states [79, 80], especially the transformer architectures [81, 82], can be expressive variational ansatzes to capture the rich complexity of the physical system. There have been successful attempts at applying neural quantum states to approximate the QSL state in the regular J_1 - J_2 Heisenberg model on the square lattice [66, 83–85], despite the nature of Dirac spin liquid is still under debate [86]. Given the flexibility of neural networks, the access to larger system sizes is envisioned, which enables one to further resolve the dispersion of the dynamical spin structure factor and the spin excitation gaps, casting more light on the nature of the nonmagnetic state.

ACKNOWLEDGEMENTS

We thank Federico Becca, Emil J. Bergholtz, Ellen Fogh, Yuchi He, Riccardo Rossi, and Luciano L. Viteritti for discussions. We especially thank Henrik M. Rønnow for pointing our attention to the disordered model studied in this work. Support from the Swiss National Science Foundation is acknowledged under Grant No. 200336.

Appendix A: Finite-size scaling on frustrated random magnets

1. Choice of finite-size lattices

We choose a series of lattices with $N \leq 32$ to obtain enough data points from ED and extrapolate to $N \rightarrow \infty$, while maintaining the desired symmetries. Here we formalize the construction of such lattices.

The infinite square lattice can be covered by repeating parallelogram unit cells, whose shape is determined by the parameters a, b, c, d , and the number of lattice sites in each unit cell is $N = ac + bd$, as shown in Fig. S1 (a).

We denote such a parallelogram unit cell with PBC by the *parallelogram lattice*.

We want the parallelogram lattices to be as close to square lattices as possible. The quantities $\delta_1 = |a^2 + b^2 - c^2 - d^2|$ and $\delta_2 = |ad - bc|$ are invariant under translations and reflections, where $\delta_1 = 0$ only if the four edges of the parallelogram have the same length, and $\delta_2 = 0$ only if the four angles are right. We heuristically define the *non-squareness* $\delta = \frac{1}{4}\delta_1 + \delta_2$.

Not all the lattices have the topology to form the Néel and the stripe orderings. We denote a lattice is *Néel-compatible* if it is bipartite, and *stripe-compatible* if it has exactly two components (connected subgraphs that are mutually disconnected) with the same size and each component is bipartite. In corollary, a parallelogram lattice is Néel-compatible only if $a + b$ and $c + d$ are both even, and it is stripe-compatible only if a, b, c, d are all even.

For each system size N , we choose the lattice that is both Néel- and stripe-compatible, and has minimal δ . The chosen lattices are listed in Table S1, and the non-trivial shapes are shown in Fig. S1.

2. Details of ED computation

The ED is implemented using the software package `lattice-symmetries` [87], which is one of the most performant among available software of the kind to our knowledge. We apply zero total magnetization (SU(2) symmetry) and spin inversion symmetry to reduce the Hilbert space, and we have verified that all random instances have ground states in the even parity sector under spin inversion. Note that no translational or reflection symmetry can be applied because of the random plaquettes.

3. Averaged observables over random instances

We use stratified sampling to generate random instances of the Hamiltonian with various numbers of J_2 -dominated plaquettes, then reweight them according to the binomial distribution when computing the averaged observables given the probability x . Therefore, we can

N	(a, c, b, d)	δ
8	(2, 2, 2, 2)	0
12	(4, 2, 2, 2)	7
16	(4, 4, 0, 0)	0
20	(4, 4, 2, 2)	0
24	(6, 4, 0, 0)	5
28	(6, 4, 2, 2)	9
32	(4, 4, 4, 4)	0

TABLE S1. The parallelogram lattices used in this paper.

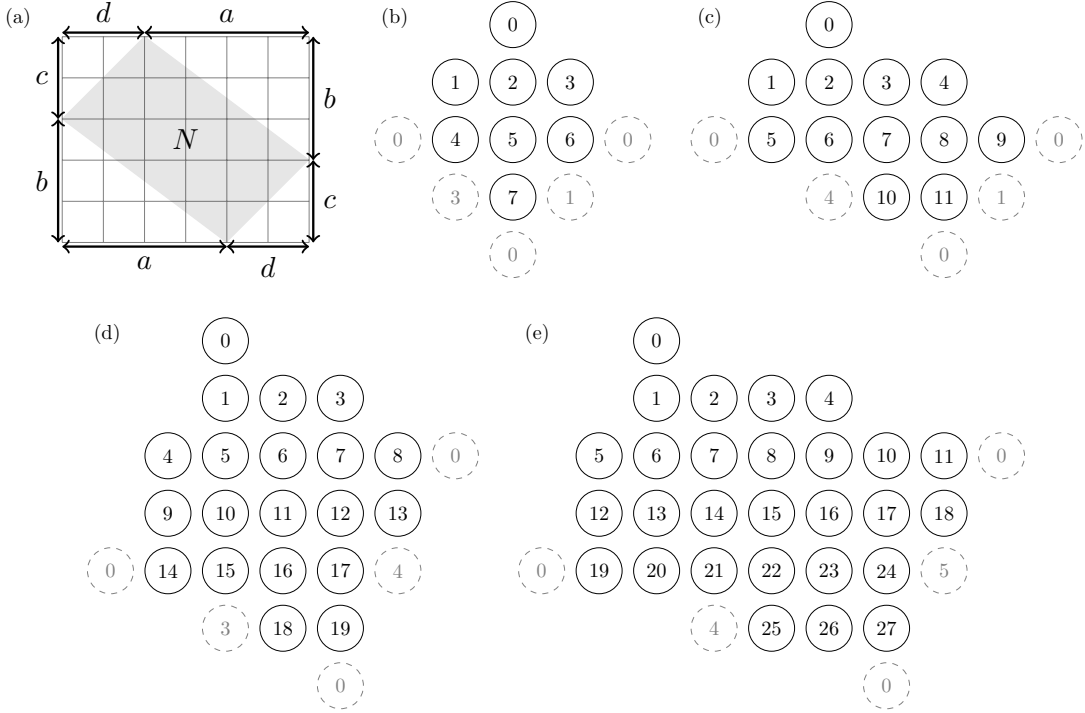


FIG. S1. (a) Shape of a parallelogram unit cell. (b)–(e) The lattices used with $N = 8, 12, 20, 28$. The sites are numbered for the ease of programmatic use. The dashed circles with the same number are taken as the same site in adjacent unit cells under PBC.

reuse the observable values of the instances for all values of x , without recomputing the ED and the expectations.

For each $k = 0, 1, \dots, N$, we generate $M_k = \min(M_{k\max}, \binom{N}{k})$ instances randomly without replacement, each with exactly k J_2 -dominated plaquettes. Here $M_{k\max}$ is the maximal number of instances for each k limited by the computation budget, and the actual number M_k is also limited by the number of combinations $\binom{N}{k}$. We take $M_{k\max} = 100$ when $N \leq 20$, $M_{k\max} = 30$ when $N = 24, 28$, and $M_{k\max} = 10$ when $N = 32$.

When computing an averaged observable $[O]_J = \langle [O] \rangle_J$, we first take a uniform average over instances with the same k , then average over the binomial distribution of k :

$$[O]_J(N, x) = \sum_k B(k, N, x) \bar{O}_k(N), \quad (\text{S1})$$

$$B(k, N, x) = \binom{N}{k} x^k (1-x)^{N-k}, \quad (\text{S2})$$

$$\bar{O}_k(N) = \frac{1}{M_k} \sum_i O_i, \quad (\text{S3})$$

where i runs over all M_k instances whose number of J_2 -dominated plaquettes equals k , and $O_i = \langle O \rangle_i$ is the observable value of this instance. As O_i is independent of x , we can reuse it for all values of x . For each x , we compute $[O]_J(N, x)$ with finite values of N , then extrapolate to $[O]_J(N \rightarrow \infty, x)$, as in Fig. 2.

The standard error of this weighted average is given by

$$O_{\text{err}}^2(N, x) = \frac{1}{M_{\text{eff}}(N, x)} \sum_k B(k, N, x) O_{\text{kerr}}^2(N), \quad (\text{S4})$$

$$M_{\text{eff}}(N, x) = \frac{1}{\sum_k B(k, N, x)^2}, \quad (\text{S5})$$

$$O_{\text{kerr}}^2(N) = \left(1 - \frac{M_k}{\binom{N}{k}}\right) \frac{1}{M_k^2} \sum_i (O_i - \bar{O}_k)^2, \quad (\text{S6})$$

where M_{eff} is the effective sample size over the binomial distribution, and $M_k / \binom{N}{k}$ is the finite population correction. The error bars O_{err} are shown in Fig. 2 when $N < \infty$ and $0 < x < 1$.

4. Uncertainty of extrapolation

We use linear regression to extrapolate observables to $N \rightarrow \infty$, and propagate uncertainties of both the averages over random instances and the regression.

Consider a linear regression with P data points $\mathbf{x} = (x_1, \dots, x_P)^\top$, $\mathbf{y} = (y_1, \dots, y_P)^\top$. The standard errors in \mathbf{y} are $\mathbf{y}_{\text{err}} = (y_{\text{err}1}, \dots, y_{\text{err}P})^\top$, and there is no error in \mathbf{x} . We have

$$\mathbf{y} = \mathbf{X}\boldsymbol{\beta} + \boldsymbol{\epsilon}, \quad (\text{S7})$$

where $\mathbf{X} = (\mathbf{1}, \mathbf{x})$ is a $P \times 2$ matrix including the constant term, $\boldsymbol{\beta} = (\beta_0, \beta_1)^\top$ contains the intercept and the

slope, and ϵ is the errors of regression. Note that ϵ is heteroscedastic and we cannot assume that all components of ϵ are from distributions with the same variance, because the deviation of \mathbf{y} from the linear relation is caused by the finite size effect, whose strength changes with the system size.

The parameters are estimated by least squares:

$$\boldsymbol{\beta} = \bar{\mathbf{X}}\mathbf{y}, \quad \bar{\mathbf{X}} = (\mathbf{X}^\top \mathbf{X})^{-1} \mathbf{X}^\top, \quad (\text{S8})$$

where $\bar{\mathbf{X}}$ is the pseudoinverse of \mathbf{X} . The variance matrix of parameters from the errors in \mathbf{y} is

$$\text{Var}^{(1)} \boldsymbol{\beta} = \bar{\mathbf{X}} (\text{diag } \mathbf{y}_{\text{err}})^2 \bar{\mathbf{X}}^\top, \quad (\text{S9})$$

and another contribution from the errors of regression is

$$\text{Var}^{(2)} \boldsymbol{\beta} = \frac{P}{P-2} \bar{\mathbf{X}} (\text{diag } \boldsymbol{\epsilon})^2 \bar{\mathbf{X}}^\top, \quad (\text{S10})$$

$$\boldsymbol{\epsilon} = \mathbf{y} - \mathbf{X}\boldsymbol{\beta}. \quad (\text{S11})$$

The total variance $\text{Var } \boldsymbol{\beta} = \text{Var}^{(1)} \boldsymbol{\beta} + \text{Var}^{(2)} \boldsymbol{\beta}$, and the standard error of the intercept $\beta_{0\text{err}}$ is the square root of its first component. The error bars $\beta_{0\text{err}}$ are shown in Fig. 2 when $N \rightarrow \infty$.

Appendix B: QFI density from dynamical spin structure factor

Here, we briefly review the approach [32, 36, 37] of obtaining the QFI density f_Q through the dynamical spin structure in Eq. (17). It assumes thermal ensembles at the equilibrium and adapts the fluctuation-dissipation theorem for non-symmetrized $S_{\text{dyn}}(\mathbf{k}, \omega, T)$ [88].

Let us take a generator $O = \sqrt{N} S_{\mathbf{k}}^{z\dagger} = \sum_{i=1}^N S_i^z e^{i\mathbf{k}\cdot\mathbf{r}_i}$. Considering the definition of QFI density $f_Q = f_Q/N$ and the form of QFI in Eq. (16), we have

$$f_Q(\mathbf{k}, T) = 2 \sum_{\lambda, \lambda'} \frac{(p_\lambda - p_{\lambda'})^2}{p_\lambda + p_{\lambda'}} \left| \langle \lambda | S_{\mathbf{k}}^{z\dagger} | \lambda' \rangle \right|^2. \quad (\text{S1})$$

It is convenient to introduce the dynamical susceptibility

$$\chi(\mathbf{k}, \omega, T) = i \int_0^\infty \text{Tr} \left[\rho [S_{\mathbf{k}}^{z\dagger}(t), S_{\mathbf{k}}^z(0)] \right] e^{i\omega t} dt, \quad (\text{S2})$$

which, after taking the integral, shares the form

$$\chi(\mathbf{k}, \omega, T) = i\pi \sum_{\lambda, \lambda'} (p_\lambda - p_{\lambda'}) \left| \langle \lambda | S_{\mathbf{k}}^{z\dagger}(0) | \lambda' \rangle \right|^2 \times \delta(\omega + E_\lambda - E_{\lambda'}). \quad (\text{S3})$$

In reaching the form above, we have adopted the density matrix $\rho = \sum_\lambda p_\lambda |\lambda\rangle \langle \lambda|$ with $p_\lambda = \frac{1}{Z} e^{-E_\lambda/T}$, and inserted the identity $\mathbf{1} = \sum_{\lambda'} |\lambda'\rangle \langle \lambda'|$. Comparing Eq. (S3)

with Eq. (S1) and taking into account

$$\frac{p_\lambda - p_{\lambda'}}{p_\lambda + p_{\lambda'}} = \tanh\left(\frac{E_{\lambda'} - E_\lambda}{2T}\right), \quad (\text{S4})$$

we arrive at

$$f_Q(\mathbf{k}, T) = \frac{4}{\pi} \int_0^\infty \tanh\left(\frac{\omega}{2T}\right) \chi''(\omega, \mathbf{k}, T) d\omega, \quad (\text{S5})$$

where χ'' denotes the imaginary (dissipative) part of the dynamical susceptibility.

On the other hand, one can also relate χ'' to the non-symmetrized dynamical spin structure in Eq. (14) through the fluctuation-dissipation theorem. Starting from the integral definition of χ in Eq. (S2), it is straightforward to identify that

$$\chi''(\mathbf{k}, \omega, T) = \frac{1}{2} (g_1(\mathbf{k}, \omega, T) - g_2(\mathbf{k}, \omega, T)), \quad (\text{S6})$$

with

$$\begin{aligned} g_1(\mathbf{k}, \omega, T) &= \int_{-\infty}^\infty \langle S_{\mathbf{k}}^{z\dagger}(t) S_{\mathbf{k}}^z(0) \rangle e^{i\omega t} dt, \\ g_2(\mathbf{k}, \omega, T) &= \int_{-\infty}^\infty \langle S_{\mathbf{k}}^z(0) S_{\mathbf{k}}^{z\dagger}(t) \rangle e^{i\omega t} dt. \end{aligned} \quad (\text{S7})$$

The notation $\langle \dots \rangle = \text{Tr}[\rho \dots]$ is adopted for a thermal state. Since $g_1 = 2\pi S_{\text{dyn}}$, if we can further associate g_2 with g_1 , our goal will be accomplished. It is again more convenient to compare these two quantities after integration. It turns out that

$$\begin{aligned} g_2(\mathbf{k}, \omega, T) &= \sum_{\lambda, \lambda'} \frac{e^{-E_{\lambda'}/T}}{Z} \left| \langle \lambda | S_{\mathbf{k}}^{z\dagger}(0) | \lambda' \rangle \right|^2 \\ &\quad \times 2\pi \delta(\omega + E_\lambda - E_{\lambda'}) \\ &= e^{-\frac{\omega}{T}} g_1(\mathbf{k}, \omega, T). \end{aligned} \quad (\text{S8})$$

Thus we obtain the adapted fluctuation-dissipation theorem,

$$\chi''(\mathbf{k}, \omega, T) = \pi (1 - e^{-\frac{\omega}{T}}) S_{\text{dyn}}(\mathbf{k}, \omega, T). \quad (\text{S9})$$

Combining Eqs. (S5) and (S9), the entanglement witness f_Q is reconstructed from the quantum fluctuations contained in S_{dyn} , and we reach Eq. (17):

$$f_Q(\mathbf{k}, T) = 4 \int_0^\infty \tanh\left(\frac{\omega}{2T}\right) (1 - e^{-\frac{\omega}{T}}) S_{\text{dyn}}(\mathbf{k}, \omega, T) d\omega. \quad (\text{S10})$$

- [1] P. W. Anderson, The resonating valence bond state in La_2CuO_4 and superconductivity, *Science* **235**, 1196 (1987).
- [2] S. A. Kivelson, D. S. Rokhsar, and J. P. Sethna, Topology of the resonating valence-bond state: Solitons and high- T_c superconductivity, *Phys. Rev. B* **35**, 8865 (1987).
- [3] V. Kalmeyer and R. B. Laughlin, Equivalence of the resonating-valence-bond and fractional quantum Hall states, *Phys. Rev. Lett.* **59**, 2095 (1987).
- [4] L. Savary and L. Balents, Quantum spin liquids: A review, *Rep. Prog. Phys.* **80**, 016502 (2016).
- [5] Y. Zhou, K. Kanoda, and T.-K. Ng, Quantum spin liquid states, *Rev. Mod. Phys.* **89**, 025003 (2017).
- [6] X.-G. Wen, Colloquium: Zoo of quantum-topological phases of matter, *Rev. Mod. Phys.* **89**, 041004 (2017).
- [7] J. Knolle and R. Moessner, A field guide to spin liquids, *Annu. Rev. Condens. Matter Phys.* **10**, 451 (2019).
- [8] J. Wen, S.-L. Yu, S. Li, W. Yu, and J.-X. Li, Experimental identification of quantum spin liquids, *npj Quantum Mater.* **4**, 12 (2019).
- [9] C. Broholm, R. J. Cava, S. A. Kivelson, D. G. Nocera, M. R. Norman, and T. Senthil, Quantum spin liquids, *Science* **367**, eaay0668 (2020).
- [10] A. Kitaev, Anyons in an exactly solved model and beyond, *Ann. Phys.* **321**, 2 (2006).
- [11] X.-Y. Feng, G.-M. Zhang, and T. Xiang, Topological characterization of quantum phase transitions in a spin-1/2 model, *Phys. Rev. Lett.* **98**, 087204 (2007).
- [12] K. Le Hur, A. Soret, and F. Yang, Majorana spin liquids, topology, and superconductivity in ladders, *Phys. Rev. B* **96**, 205109 (2017).
- [13] H. Yao and S. A. Kivelson, Exact chiral spin liquid with non-abelian anyons, *Phys. Rev. Lett.* **99**, 247203 (2007).
- [14] K. O'Brien, M. Hermanns, and S. Trebst, Classification of gapless \mathbb{Z}_2 spin liquids in three-dimensional Kitaev models, *Phys. Rev. B* **93**, 085101 (2016).
- [15] H. Ma, \mathbb{Z}_2 spin liquids in the higher spin- S Kitaev honeycomb model: An exact deconfined \mathbb{Z}_2 gauge structure in a nonintegrable model, *Phys. Rev. Lett.* **130**, 156701 (2023).
- [16] F. Wilczek, Quantum mechanics of fractional-spin particles, *Phys. Rev. Lett.* **49**, 957 (1982).
- [17] E. Majorana, Teoria simmetrica dell'elettrone e del positrone, *Nuovo Cim.* **14**, 171 (1937).
- [18] J. Alicea, New directions in the pursuit of Majorana fermions in solid state systems, *Rep. Prog. Phys.* **75**, 076501 (2012).
- [19] H. Xu and H.-Y. Kee, Manipulating Majorana zero modes in the spin-1/2 Kitaev ladder, (2024), [arXiv:2404.16099](https://arxiv.org/abs/2404.16099).
- [20] A. Y. Kitaev, Fault-tolerant quantum computation by anyons, *Ann. Phys.* **303**, 2 (2003).
- [21] C. Nayak, S. H. Simon, A. Stern, M. Freedman, and S. D. Sarma, Non-abelian anyons and topological quantum computation, *Rev. Mod. Phys.* **80**, 1083 (2008).
- [22] L.-M. Duan, E. Demler, and M. D. Lukin, Controlling spin exchange interactions of ultracold atoms in optical lattices, *Phys. Rev. Lett.* **91**, 090402 (2003).
- [23] F. Yang, L. Henriot, A. Soret, and K. Le Hur, Engineering quantum spin liquids and many-body Majorana states with a driven superconducting box circuit, *Phys. Rev. B* **98**, 035431 (2018).
- [24] E. Sagi, H. Ebisu, Y. Tanaka, A. Stern, and Y. Oreg, Spin liquids from Majorana zero modes in a cooper-pair box, *Phys. Rev. B* **99**, 075107 (2019).
- [25] G. Semeghini, H. Levine, A. Keesling, S. Ebadi, T. T. Wang, D. Bluvstein, R. Verresen, H. Pichler, M. Kalinowski, R. Samajdar, *et al.*, Probing topological spin liquids on a programmable quantum simulator, *Science* **374**, 1242 (2021).
- [26] B.-Y. Sun, N. Goldman, M. Aidelsburger, and M. Bukov, Engineering and probing non-abelian chiral spin liquids using periodically driven ultracold atoms, *PRX Quantum* **4**, 020329 (2023).
- [27] T. Cookmeyer and S. D. Sarma, Engineering the Kitaev spin liquid in a quantum dot system, *Phys. Rev. Lett.* **132**, 186501 (2024).
- [28] L. Balents, Spin liquids in frustrated magnets, *Nature* **464**, 199 (2010).
- [29] M. R. Norman, Colloquium: Herbertsmithite and the search for the quantum spin liquid, *Rev. Mod. Phys.* **88**, 041002 (2016).
- [30] S. Trebst and C. Hickey, Kitaev materials, *Phys. Rep.* **950**, 1 (2022).
- [31] H. F. Song, S. Rachel, C. Flindt, I. Klich, N. Laflorencie, and K. Le Hur, Bipartite fluctuations as a probe of many-body entanglement, *Phys. Rev. B* **85**, 035409 (2012).
- [32] P. Hauke, M. Heyl, L. Tagliacozzo, and P. Zoller, Measuring multipartite entanglement through dynamic susceptibilities, *Nat. Phys.* **12**, 778 (2016).
- [33] N. Laflorencie, Quantum entanglement in condensed matter systems, *Phys. Rep.* **646**, 1 (2016).
- [34] A. A. M. Irfan, P. Blackstone, R. Pynn, and G. Ortiz, Quantum entangled-probe scattering theory, *New J. Phys.* **23**, 083022 (2021).
- [35] F. Yang, K. Plekhanov, and K. Le Hur, Valence bond fluctuations in the Kitaev spin model, *Phys. Rev. Res.* **2**, 013005 (2020).
- [36] A. Scheie, P. Laurell, A. M. Samarakoon, B. Lake, S. E. Nagler, G. E. Granroth, S. Okamoto, G. Alvarez, and D. A. Tennant, Witnessing entanglement in quantum magnets using neutron scattering, *Phys. Rev. B* **103**, 224434 (2021).
- [37] P. Laurell, A. Scheie, C. J. Mukherjee, M. M. Koza, M. Enderle, Z. Tylczynski, S. Okamoto, R. Coldea, D. A. Tennant, and G. Alvarez, Quantifying and controlling entanglement in the quantum magnet Cs_2CoCl_4 , *Phys. Rev. Lett.* **127**, 037201 (2021).
- [38] Y. Fang, M. Mahankali, Y. Wang, L. Chen, H. Hu, S. Paschen, and Q. Si, Amplified entanglement witnessed in a quantum critical metal, (2024), [arXiv:2402.18552](https://arxiv.org/abs/2402.18552).
- [39] T. Ren, Y. Shen, S. F. R. TenHuisen, J. Sears, W. He, M. H. Upton, D. Casa, P. Becker, M. Mitranio, M. P. M. Dean, *et al.*, Witnessing quantum entanglement using resonant inelastic X-ray scattering, (2024), [arXiv:2404.05850](https://arxiv.org/abs/2404.05850).
- [40] J. Leiner, S. Kuhn, S. McKay, J. Jochum, F. Li, A. A. M. Irfan, F. Funama, D. Mettus, L. Beddrich, C. Franz, *et al.*, Spin-energy entanglement of a time-focused neutron, (2024), [arXiv:2404.07967](https://arxiv.org/abs/2404.07967).
- [41] J. Preskill, Quantum information and physics: Some future directions, *J. Mod. Opt.* **47**, 127 (2000).

- [42] M. A. Nielsen and I. L. Chuang, *Quantum Computation and Quantum Information* (Cambridge University Press, New York, 2010).
- [43] V. M. Katukuri, P. Babkevich, O. Mustonen, H. C. Walker, B. Fåk, S. Vasala, M. Karppinen, H. M. Rønnow, and O. V. Yazyev, Exchange interactions mediated by nonmagnetic cations in double perovskites, *Phys. Rev. Lett.* **124**, 077202 (2020).
- [44] O. Mustonen, S. Vasala, E. Sadrollahi, K. P. Schmidt, C. Baines, H. C. Walker, I. Terasaki, F. J. Litterst, E. Baggio-Saitovitch, and M. Karppinen, Spin-liquid-like state in a spin-1/2 square-lattice antiferromagnet perovskite induced by d^{10} - d^0 cation mixing, *Nat. Commun.* **9**, 1085 (2018).
- [45] O. Mustonen, S. Vasala, K. P. Schmidt, E. Sadrollahi, H. C. Walker, I. Terasaki, F. J. Litterst, E. Baggio-Saitovitch, and M. Karppinen, Tuning the $S = 1/2$ square-lattice antiferromagnet $\text{Sr}_2\text{Cu}(\text{Te}_{1-x}\text{W}_x)\text{O}_6$ from Néel order to quantum disorder to columnar order, *Phys. Rev. B* **98**, 064411 (2018).
- [46] M. Watanabe, N. Kurita, H. Tanaka, W. Ueno, K. Matsui, and T. Goto, Valence-bond-glass state with a singlet gap in the spin- $\frac{1}{2}$ square-lattice random J_1 - J_2 Heisenberg antiferromagnet $\text{Sr}_2\text{CuTe}_{1-x}\text{W}_x\text{O}_6$, *Phys. Rev. B* **98**, 054422 (2018).
- [47] S. Vasala, M. Avdeev, S. Danilkin, O. Chmaissem, and M. Karppinen, Magnetic structure of Sr_2CuWO_6 , *J. Condens. Matter Phys.* **26**, 496001 (2014).
- [48] P. Babkevich, V. M. Katukuri, B. Fåk, S. Rols, T. Fennell, D. Pajić, H. Tanaka, T. Pardini, R. R. P. Singh, A. Mitrushchenkov, *et al.*, Magnetic excitations and electronic interactions in $\text{Sr}_2\text{CuTeO}_6$: A spin-1/2 square lattice Heisenberg antiferromagnet, *Phys. Rev. Lett.* **117**, 237203 (2016).
- [49] H. C. Walker, O. Mustonen, S. Vasala, D. J. Voneshen, M. D. Le, D. T. Adroja, and M. Karppinen, Spin wave excitations in the tetragonal double perovskite Sr_2CuWO_6 , *Phys. Rev. B* **94**, 064411 (2016).
- [50] T. Koga, N. Kurita, M. Avdeev, S. Danilkin, T. J. Sato, and H. Tanaka, Magnetic structure of the $S = 1/2$ quasi-two-dimensional square-lattice Heisenberg antiferromagnet $\text{Sr}_2\text{CuTeO}_6$, *Phys. Rev. B* **93**, 054426 (2016).
- [51] W. Hong, L. Liu, C. Liu, X. Ma, A. Koda, X. Li, J. Song, W. Yang, J. Yang, P. Cheng, H. Zhang, W. Bao, X. Ma, D. Chen, K. Sun, W. Guo, H. Luo, A. W. Sandvik, and S. Li, Extreme suppression of antiferromagnetic order and critical scaling in a two-dimensional random quantum magnet, *Phys. Rev. Lett.* **126**, 037201 (2021).
- [52] E. Fogh, O. Mustonen, P. Babkevich, V. M. Katukuri, H. C. Walker, L. Mangin-Thro, M. Karppinen, S. Ward, B. Normand, and H. M. Rønnow, Randomness and frustration in a $S = \frac{1}{2}$ square-lattice Heisenberg antiferromagnet, *Phys. Rev. B* **105**, 184410 (2022).
- [53] K. Uematsu and H. Kawamura, Randomness-induced quantum spin liquid behavior in the $s = \frac{1}{2}$ random J_1 - J_2 Heisenberg antiferromagnet on the square lattice, *Phys. Rev. B* **98**, 134427 (2018).
- [54] H.-D. Ren, T.-Y. Xiong, H.-Q. Wu, D. N. Sheng, and S.-S. Gong, Characterizing random-singlet state in two-dimensional frustrated quantum magnets and implications for the double perovskite $\text{Sr}_2\text{CuTe}_{1-x}\text{W}_x\text{O}_6$, *Phys. Rev. B* **107**, L020407 (2023).
- [55] L. Liu, H. Shao, Y.-C. Lin, W. Guo, and A. W. Sandvik, Random-singlet phase in disordered two-dimensional quantum magnets, *Phys. Rev. X* **8**, 041040 (2018).
- [56] R. N. Bhatt and P. A. Lee, Scaling studies of highly disordered spin-1/2 antiferromagnetic systems, *Phys. Rev. Lett.* **48**, 344 (1982).
- [57] D. S. Fisher, Random antiferromagnetic quantum spin chains, *Phys. Rev. B* **50**, 3799 (1994).
- [58] S.-H. Baek, H. W. Yeo, S.-H. Do, K.-Y. Choi, L. Janssen, M. Vojta, and B. Büchner, Observation of a random singlet state in a diluted Kitaev honeycomb material, *Phys. Rev. B* **102**, 094407 (2020).
- [59] M. Tarzia and G. Biroli, The valence bond glass phase, *Europhys. Lett.* **82**, 67008 (2008).
- [60] R. R. P. Singh, Valence bond glass phase in dilute kagome antiferromagnets, *Phys. Rev. Lett.* **104**, 177203 (2010).
- [61] M. Takahashi, Classical Heisenberg ferromagnet in two dimensions, *Phys. Rev. B* **36**, 3791 (1987).
- [62] H. F. Song, N. Laflorencie, S. Rachel, and K. Le Hur, Entanglement entropy of the two-dimensional Heisenberg antiferromagnet, *Phys. Rev. B* **83**, 224410 (2011).
- [63] S. F. Edwards and P. W. Anderson, Theory of spin glasses, *J. Phys. F: Met. Phys.* **5**, 965 (1975).
- [64] K. Binder and A. P. Young, Spin glasses: Experimental facts, theoretical concepts, and open questions, *Rev. Mod. Phys.* **58**, 801 (1986).
- [65] H.-Q. Wu, S.-S. Gong, and D. N. Sheng, Randomness-induced spin-liquid-like phase in the spin-1/2 J_1 - J_2 triangular Heisenberg model, *Phys. Rev. B* **99**, 085141 (2019).
- [66] Y. Nomura and M. Imada, Dirac-type nodal spin liquid revealed by refined quantum many-body solver using neural-network wave function, correlation ratio, and level spectroscopy, *Phys. Rev. X* **11**, 031034 (2021).
- [67] B. Saha, A. K. Bera, S. M. Yusuf, and A. Hoser, Two-dimensional short-range spin-spin correlations in the layered spin- $\frac{3}{2}$ maple leaf lattice antiferromagnet $\text{Na}_2\text{Mn}_3\text{O}_7$ with crystal stacking disorder, *Phys. Rev. B* **107**, 064419 (2023).
- [68] G. Carleo, F. Becca, M. Schiró, and M. Fabrizio, Localization and glassy dynamics of many-body quantum systems, *Sci. Rep.* **2**, 243 (2012).
- [69] E. R. Gagliano and C. A. Balseiro, Dynamical properties of quantum many-body systems at zero temperature, *Phys. Rev. Lett.* **59**, 2999 (1987).
- [70] S. L. Braunstein and C. M. Caves, Statistical distance and the geometry of quantum states, *Phys. Rev. Lett.* **72**, 3439 (1994).
- [71] M. Yu, Y. Liu, P. Yang, M. Gong, Q. Cao, S. Zhang, H. Liu, M. Heyl, T. Ozawa, N. Goldman, *et al.*, Quantum Fisher information measurement and verification of the quantum Cramér-Rao bound in a solid-state qubit, *npj Quantum Inf.* **8**, 56 (2022).
- [72] P. Hyllus, W. Laskowski, R. Krischek, C. Schwemmer, W. Wiczcerek, H. Weinfurter, L. Pezzé, and A. Smerzi, Fisher information and multiparticle entanglement, *Phys. Rev. A* **85**, 022321 (2012).
- [73] G. Tóth, Multipartite entanglement and high-precision metrology, *Phys. Rev. A* **85**, 022322 (2012).
- [74] L. Pezzé and A. Smerzi, Quantum theory of phase estimation, in *Atom Interferometry, Proceedings of the International School of Physics 'Enrico Fermi', Course 188* (IOS Press, Varenna, 2014) pp. 691-741.
- [75] B. W. Silverman, Density estimation for statistics and data analysis, in *Monographs on Statistics and Applied Probability*, Vol. 26 (Chapman and Hall, 1986).
- [76] S. Aref, A. J. Mason, and M. C. Wilson, A modeling and

- computational study of the frustration index in signed networks, *Networks* **75**, 95 (2020).
- [77] A. Hams and H. de Raedt, Fast algorithm for finding the eigenvalue distribution of very large matrices, *Phys. Rev. E* **62**, 4365 (2000).
- [78] D. R. Baykusheva, M. H. Kalthoff, D. Hofmann, M. Claassen, D. M. Kennes, M. A. Sentef, and M. Mitra, Witnessing nonequilibrium entanglement dynamics in a strongly correlated fermionic chain, *Phys. Rev. Lett.* **130**, 106902 (2023).
- [79] G. Carleo and M. Troyer, Solving the quantum many-body problem with artificial neural networks, *Science* **355**, 602 (2017).
- [80] G. Carleo, I. Cirac, K. Cranmer, L. Daudet, M. Schuld, N. Tishby, L. Vogt-Maranto, and L. Zdeborová, Machine learning and the physical sciences, *Rev. Mod. Phys.* **91**, 045002 (2019).
- [81] L. L. Viteritti, R. Rende, and F. Becca, Transformer variational wave functions for frustrated quantum spin systems, *Phys. Rev. Lett.* **130**, 236401 (2023).
- [82] L. L. Viteritti, R. Rende, A. Parola, S. Goldt, and F. Becca, Transformer wave function for the Shastry-Sutherland model: Emergence of a spin-liquid phase, (2023), [arXiv:2311.16889](https://arxiv.org/abs/2311.16889).
- [83] C. Roth, A. Szabó, and A. H. MacDonald, High-accuracy variational Monte Carlo for frustrated magnets with deep neural networks, *Phys. Rev. B* **108**, 054410 (2023).
- [84] A. Chen and M. Heyl, Efficient optimization of deep neural quantum states toward machine precision, (2023), [arXiv:2302.01941](https://arxiv.org/abs/2302.01941).
- [85] R. Rende, L. L. Viteritti, L. Bardone, F. Becca, and S. Goldt, A simple linear algebra identity to optimize large-scale neural network quantum states, (2023), [arXiv:2310.05715](https://arxiv.org/abs/2310.05715).
- [86] Y. Zhang, X.-Y. Song, and T. Senthil, Dirac spin liquid as an “unnecessary” quantum critical point on square lattice antiferromagnets, (2024), [arXiv:2404.11654](https://arxiv.org/abs/2404.11654).
- [87] T. Westerhout, lattice-symmetries: A package for working with quantum many-body bases, *J. Open Source Software* **16**, 3537 (2021).
- [88] S. W. Lovesey, *Theory of Neutron Scattering From Condensed Matter* (Clarendon Press, Oxford, UK, 1984).