

COMPUTATION OF \wp -FUNCTIONS ON PLANE ALGEBRAIC CURVES

J BERNATSKA

ABSTRACT. Numerical tools for computation of \wp -functions, also known as Kleinian, or multiply periodic, are proposed. In this connection, computation of periods of the both first and second kinds is reconsidered. An analytical approach to constructing the Riemann surface of a plane algebraic curves of low gonality is used. The approach is based on explicit radical solutions to quadratic, cubic, and quartic equations, which serve for hyperelliptic, trigonal, and tetragonal curves, respectively. The proposed analytical construction of the Riemann surface gives full control over computation of the Abel image of any point on a curve. Therefore, computation of \wp -functions on given divisors can be done directly. An alternative computation with the help of the Jacobi inversion problem is used for verification. Hyperelliptic and trigonal curves are considered in detail, and illustrated by examples. A method of finding the unique characteristic corresponding to the vector of Riemann constants is suggested for non-hyperelliptic and hyperelliptic curves.

1. INTRODUCTION

The interest to computing \wp -functions, also known as Kleinian after [10], or multiply periodic after [3], arises from the realm of completely integrable systems, e.g. the hierarchies of the Korteweg—de Vries equation (KdV), the sine-Gordon equation (SG), the non-linear Schrödinger equation (NLS), etc., since finite-gap solutions can be expressed in terms of these functions, see [10, 6]. This representation of solutions is rarely used, and convenient tools for computation are not developed.

The only numerical computation, and graphical representation, of solutions in terms of $\wp_{1,1}$ -function can be found in [20, 21], for the mKdV equation, and the KdV equation, respectively. Since solutions are required to be real-valued, $\wp_{1,1}$ -function is computed along a particular path in the Jacobian variety. Computation of periods on a curve is avoided. Instead, $\wp_{1,1}$ -function is expressed in terms of a divisor on a hyperelliptic curve, which follows from the Jacobi inversion problem. Solving the equation is reduced to computing the Abel map by means of Euler's numerical quadrature. The required path in the Jacobian variety is constructed numerically to satisfy the reality condition for the solution.

On the other hand, solutions of completely integrable equations in term of theta functions, see for example [4], are widely used. And numerical tools for computation of the Riemann period matrix and the theta function are well developed.

A powerful method of computing first kind period matrices (normalized and not normalized) on a plane curve was presented in [12], and implemented in the Maple package `algcurves`, see a detailed description in [13]. Besides this, other packages

for computing the theta function and its derivatives are created in Sage, Matlab, Julia, see for example [1].

Computation with the help of spectral approximation is suggested in [17]. Linear combinations of Chebyshev polynomials are used in approximation of integrands of first and third kind integrals between branch points, and integration is performed with the help of the orthogonality relation on the polynomials. Numerical simulation is performed in Matlab. With Riemann period matrices computed by means of this technique, solutions of the KdV and KP equations on hyperelliptic curves of genera 2, 4, 6 were computed and illustrated in [18]. Solutions of the NLS equation and the Davey–Stewartson equation on hyperelliptic curves of genera 2 and 4 were presented in [19]. The spectral approximation technique allows to increase accuracy in almost solitonic cases, when pairs of branch points collide.

The known numerical tools are designed for studying theta-functional solutions. Appropriate and convenient numerical tools are needed for computation of \wp -functions, as well. First of all, periods of the both first and second kinds are required, the latter are not covered by the known packages. The necessary second kind differentials form an associated¹ system with the standard first kind differentials. As a result, not normalized period matrices of the first and second kinds, subject to the Legendre relation, are obtained. Also a technique of computing the Abel map is needed for direct computation of \wp -functions.

In the present paper, an effective analytical method of direct computation on plane algebraic curves of low gonality is proposed. The method is based on constructing the Riemann surface of a curve from explicit solutions obtained as radical expressions for roots of a quadratic, cubic, or quartic equation, which serve for a hyperelliptic, trigonal, or tetragonal curve, respectively. Continuous connection between these solutions can be discovered analytically. Such an analytical construction of the Riemann surface gives a full understanding how to compute the Abel image of any point on the curve.

The analytical approach was initiated by V. Enolsky, and the hyperelliptic case with real branch points was developed by him. First and second kind periods obtained by this method served for verification of relations on theta functions, and \wp -functions. However, the method had never been published before. In the present paper the method is extended to hyperelliptic curves with arbitrary complex branch points, and to trigonal curves. These two types of plane algebraic curves are the most demanded. In fact, only integrable systems with hyperelliptic spectral curves have been considered in the literature when computation arose.

In addition to direct computation of \wp -functions, computation based on the Jacobi inversion problem is also presented. The latter is used for verification that obtained values of \wp -functions are correct, as well as periods used for computing \wp -functions serve for the curve in question. In the hyperelliptic case, generalizations of the Bolza formulas, which give expressions for branch points in terms of theta functions with characteristics, are used for verification of computed periods.

The paper is organized as follows. In Preliminaries the notion of Sato weight, the definitions of the sigma function and \wp -functions are given, and also the Bolza formulas, and solutions of the Jacobi inversion problem on hyperelliptic and trigonal

¹Fundamental integrals of the second kind associated with the standard not normalized first kind integrals were introduced in [2, Art. 138].

curves. In section 3 an analytical construction of the Riemann surface of a hyperelliptic curve, and computation of periods are explained in detail. Section 4 presents computation of the Abel image of an arbitrary point on a curve, and computation of \wp -functions on non-special divisors. In sections 5, and 6 the same results are presented in the case of a trigonal curve.

The proposed method is illustrated by examples: hyperelliptic curves of genus 4 with (1) complex branch points, and (2) all real branch points, and a trigonal curve of genus 3. Computations are made in Wolfram Mathematica 12. Integrals between branch points are computed with the help of `NIntegrate` with `WorkingPrecision` of 18. The theta function is approximated by partial sums of (6), $n_i \leq 5$ is sufficient.

In almost solitonic cases the accuracy of computations with `NIntegrate` decreases sufficiently, and the spectral approximation technique can be applied to improve the situation.

2. PRELIMINARIES

2.1. Sato weight. The notion of *Sato weight* plays an important role in the theory of (n, s) -curves. Such a curve arises as a universal unfolding of the Pham singularity $y^n + x^s = 0$ with co-prime n and s , $n < s$. Thus, an (n, s) -curve is defined by the equation

$$(1a) \quad \mathcal{C} = \{(x, y) \in \mathbb{C}^2 \mid f(x, y) = 0\},$$

$$(1b) \quad f(x, y) = -y^n + x^s + \sum_{j=0}^{n-2} \sum_{i=0}^{s-2} \lambda_{ns-in-j} y^j x^i,$$

$$(1c) \quad \lambda_{k \leq 0} = 0, \quad \lambda_k \in \mathbb{C}.$$

where λ_k serve as parameters of the curve, and k shows the Sato weight of λ_k . Only parameters with positive Sato weights are allowed. The Sato weights of x and y are $\text{wgt } x = n$, and $\text{wgt } y = s$. Then $\text{wgt } f(x, y) = ns$. Note, that some terms are omitted in (1), since the definition contains the minimal number of parameters. All extra terms can be eliminated by a proper bi-rational transformation.

Due to n and s are co-prime, infinity is a Weierstrass point where all n sheets of the curve join. Let ξ denote a local parameter near infinity, then

$$(2) \quad x = \xi^{-n}, \quad y = \xi^{-s}(1 + O(\lambda))$$

gives the simplest parametrization of (1). Evidently, the Sato weight equals the opposite to the exponent of the leading term in the expansion near infinity.

2.2. Abel map. Let $du = (du_{\mathfrak{w}_1}, du_{\mathfrak{w}_2}, \dots, du_{\mathfrak{w}_g})^t$ be not normalized first kind differentials, labeled by elements of the Weierstrass gap sequence $\{\mathfrak{w}_1, \mathfrak{w}_2, \dots, \mathfrak{w}_g\}$, which coincide with negative Sato weights: $\text{wgt } du_{\mathfrak{w}_i} = -\mathfrak{w}_i$, and show the orders of zero at infinity.

Let the Abel map \mathcal{A} be constructed with not normalized differentials du :

$$(3) \quad \mathcal{A}(P) = \int_{\infty}^P du, \quad P = (x, y) \in \mathcal{C}.$$

Here infinity is used as the base point, which is the standard choice in the case of (n, s) -curves. If a curve is not an (n, s) -one, the base point is chosen among Weierstrass points on the curve.

First kind integrals along canonical homology cycles $\{\mathbf{a}_i, \mathbf{b}_i\}_{i=1}^g$ give first kind period matrices:

$$(4) \quad \omega = (\omega_{ij}) = \left(\int_{\mathbf{a}_j} du_i \right), \quad \omega' = (\omega'_{ij}) = \left(\int_{\mathbf{b}_j} du_i \right).$$

Columns of ω, ω' generate the lattice \mathfrak{P} of periods. Then $\text{Jac}(\mathcal{C}) = \mathbb{C}^g \setminus \mathfrak{P}$ is the Jacobian variety of the curve \mathcal{C} .

Let $v = \omega^{-1}u$ be normalized coordinates on the Jacobian variety, and $(1_g, \tau)$ be normalized periods, where 1_g denotes the identity matrix of size g , and $\tau = \omega^{-1}\omega'$. Matrix τ is symmetric with a positive imaginary part: $\tau^t = \tau$, $\text{Im } \tau > 0$, that is τ belongs to the Siegel upper half-space. The normalised first kind differentials are defined by

$$dv = \omega^{-1}du,$$

and the Abel map $\bar{\mathcal{A}}$ with respect to the normalized differentials is

$$(5) \quad \bar{\mathcal{A}}(P) = \int_{\infty}^P dv, \quad P = (x, y) \in \mathcal{C}.$$

2.3. Theta and sigma functions. Recall the two entire functions on $\mathbb{C}^g \supset \text{Jac}(\mathcal{C})$, which generate multiply periodic (or Abelian) functions, and so serve for uniformization of a curve \mathcal{C} .

The Riemann *theta function*

$$(6) \quad \theta(v; \tau) = \sum_{n \in \mathbb{Z}^g} \exp(i\pi n^t \tau n + 2i\pi n^t v)$$

is defined in terms of normalized coordinates v , and normalized period matrix τ . A theta function with characteristic is defined by

$$(7) \quad \theta[\varepsilon](v; \tau) = \exp(i\pi(\frac{1}{2}\varepsilon'^t)\tau(\frac{1}{2}\varepsilon') + 2i\pi(v + \frac{1}{2}\varepsilon)^t(\frac{1}{2}\varepsilon'))\theta(v + \frac{1}{2}\varepsilon + \tau(\frac{1}{2}\varepsilon'); \tau),$$

where a characteristic is a $2 \times g$ matrix $[\varepsilon] = (\varepsilon', \varepsilon)^t$ with real values within the interval $[0, 2)$. Every point u in the fundamental domain of $\text{Jac}(\mathcal{C})$ can be represented by its characteristic $[\varepsilon]$, namely

$$u = \frac{1}{2}\omega\varepsilon + \frac{1}{2}\omega'\varepsilon'.$$

In the hyperelliptic case, the Abel images of branch points and any combination of branch points are described by characteristics with components 1 or 0, which are called half-integer characteristics. Such a characteristic is odd whenever $\varepsilon^t\varepsilon' = 0 \pmod{2}$, and even whenever $\varepsilon^t\varepsilon' = 1 \pmod{2}$. A theta function with half-integer characteristic has the same parity as its characteristic.

The entire function on $\text{Jac}(\mathcal{C})$ invariant under integer shifts on the period lattice is called the *sigma function*. As a definition we use its relation with the theta function, see [10, Eq.(2.3)]:

$$(8) \quad \sigma(u) = C \exp(-\frac{1}{2}u^t \varkappa u) \theta[K](\omega^{-1}u; \omega^{-1}\omega'),$$

where $[K]$ denotes the characteristic of the vector of Riemann constants, and $\varkappa = \eta\omega^{-1}$ is a symmetric matrix obtained from second kind periods η . The Sato weight of the sigma function is $\text{wgt } \sigma = -(n^2 - 1)(s^2 - 1)/24$, see [9].

The sigma function is defined in terms of not normalized coordinates u , and not normalized period matrices of the first kind ω , ω' , and of the second kind η , η' . The latter are defined as follows

$$(9) \quad \eta = (\eta_{ij}) = \left(\int_{\mathbf{a}_j} dr_i \right), \quad \eta' = (\eta'_{ij}) = \left(\int_{\mathbf{b}_j} dr_i \right),$$

with second kind differentials $dr = (dr_{\mathbf{w}_1}, dr_{\mathbf{w}_2}, \dots, dr_{\mathbf{w}_g})^t$. It is important to choose the second kind differentials which form an associated system with differentials of the first kind, see [2, Art. 138]. Note that $dr_{\mathbf{w}_i}$ has the only pole of order \mathbf{w}_i at infinity, and so $\text{wgt } r_{\mathbf{w}_i} = \mathbf{w}_i$. In the vicinity of infinity, $\xi(\infty) = 0$, the following relation holds

$$(10) \quad \text{res}_{\xi=0} \left(\int_0^\xi du(\tilde{\xi}) \right) dr(\xi)^t = 1_g,$$

which completely determines the principle part of $dr(\xi)$.

The not normalized periods matrices of the first ω , ω' and second η , η' kinds satisfy the Legendre relation, see [2, Art. 140],

$$(11) \quad \Omega^t J \Omega = 2\pi i J,$$

$$\Omega = \begin{pmatrix} \omega & \omega' \\ \eta & \eta' \end{pmatrix}, \quad J = \begin{pmatrix} 0 & -1_g \\ 1_g & 0 \end{pmatrix}.$$

Multiply periodic \wp -functions are defined with the help of the sigma function:

$$\wp_{i,j}(u) = -\frac{\partial^2 \log \sigma(u)}{\partial u_i \partial u_j}, \quad \wp_{i,j,k}(u) = -\frac{\partial^3 \log \sigma(u)}{\partial u_i \partial u_j \partial u_k}.$$

From (8) we obtain expressions in terms of the theta function:

$$(12) \quad \wp_{i,j}(u) = \varkappa_{i,j} - \frac{\partial^2}{\partial u_i \partial u_j} \log \theta[K](\omega^{-1}u; \omega^{-1}\omega'),$$

$$\wp_{i,j,k}(u) = -\frac{\partial^3}{\partial u_i \partial u_j \partial u_k} \log \theta[K](\omega^{-1}u; \omega^{-1}\omega').$$

The vector of Riemann constants K with respect to a base point P_0 is defined by the formula, [14, Eq.(2.4.14)]

$$(13) \quad K_j = \frac{1}{2}(1 + \tau_{j,j}) - \sum_{l \neq j} \oint_{\mathbf{a}_l} dv_j(P) \int_{P_0}^P dv_l, \quad j = 1, \dots, g.$$

In the hyperelliptic case, the vector is computed² in [16, p. 14], and equals the sum of all odd characteristics of the fundamental set of $2g + 1$ characteristics which represent branch points, according to [2, Art.200–202].

2.4. Bolza formulas and generalizations. In genus 2, expressions for branch points in terms of the theta function are known as the Bolza formulas

$$e_\iota = -\frac{\partial_{u_3} \theta[\{\iota\}](\omega^{-1}u)}{\partial_{u_1} \theta[\{\iota\}](\omega^{-1}u)} \Big|_{u=0},$$

²We use a homology basis different from [16], and so $[K]$ is not exactly the same, but computed in a similar way.

where $[\iota]$ denotes the characteristic corresponding to a branch point e_ι , see [?, p. 15] [8, Eq. (6)]. A generalization of the Bolza formulas for a hyperelliptic curve of arbitrary genus g is obtained in [5]. In particular,

$$e_\iota = - \frac{\partial^{[g/2]}_{u_{2(g \bmod 2)+1}, \dots, u_{2g-7}, u_{2g-1}} \theta[\{\iota\}](\omega^{-1}u)}{\partial^{[g/2]}_{u_{2(g \bmod 2)+1}, \dots, u_{2g-7}, u_{2g-3}} \theta[\{\iota\}](\omega^{-1}u)} \Big|_{u=0}.$$

2.5. Jacobi inversion problem. Given a point u of the Jacobian variety $\text{Jac}(\mathcal{C})$ find a reduced divisor $D \in \mathcal{C}^g$ such that $\mathcal{A}(D) = u$. Every class of linearly equivalent divisors on a curve of genus g has a representative of degree g or less, which is called a reduced divisor. Reduced divisors of degree less than g are special, and $\theta[K]$ vanishes on such divisors, according to the Riemann vanishing theorem. Reduced divisors of degree g are non-special. Every non-special divisor represents its class uniquely.

A solution of the Jacobi inversion problem is known for non-special divisors. On hyperelliptic curves such a solution was given in [2, Art. 216] and rediscovered in [10, Theorem 2.2]. Let a non-degenerate hyperelliptic curve of genus g be defined³ by

$$(14) \quad -y^2 + x^{2g+1} + \sum_{i=1}^{2g} \lambda_{2i+2} x^{2g-i} = 0.$$

Let $u = \mathcal{A}(D)$ be the Abel image of a degree g positive non-special divisor D on the curve. Then D is uniquely defined by the system of equations

$$(15a) \quad \mathcal{R}_{2g}(x; u) \equiv x^g - \sum_{i=1}^g x^{g-i} \wp_{1,2i-1}(u) = 0,$$

$$(15b) \quad \mathcal{R}_{2g+1}(x, y; u) \equiv 2y + \sum_{i=1}^g x^{g-i} \wp_{1,1,2i-1}(u) = 0.$$

On a trigonal curve, the Jacobi inversion problem is solved in [11]. A method of obtaining such a solution on a curve of an arbitrary gonality is presented in [7]; trigonal, tetragonal and pentagonal curves are considered as an illustration. In the case of a $(3, 3m+1)$ -curve, a degree g positive non-special divisor D such that $u = \mathcal{A}(D)$ is given by the system

$$(16a) \quad \mathcal{R}_{6m+1}(x, y; u) \equiv x^{2m} - y \sum_{i=1}^m \wp_{1,3i-2}(u) x^{m-i} - \sum_{i=1}^{2m} \wp_{1,3i-1}(u) x^{2m-i} = 0,$$

$$(16b) \quad \mathcal{R}_{6m+2}(x, y; u) \equiv 2yx^m + y \sum_{i=1}^m (\wp_{1,1,3i-2}(u) - \wp_{2,3i-2}(u)) x^{m-i} \\ + \sum_{i=1}^{2m} (\wp_{1,1,3i-1}(u) - \wp_{2,3i-1}(u)) x^{2m-i} = 0.$$

³A $(2, 2g+1)$ -curve serves as a canonical form of hyperelliptic curves of genus g .

In the case of a $(3, 3m + 2)$ -curve, by the system

(17a)

$$\mathcal{R}_{6m+2}(x, y; u) \equiv yx^m - y \sum_{i=1}^m \wp_{1,3i-1}(u)x^{m-i} - \sum_{i=1}^{2m+1} \wp_{1,3i-2}(u)x^{2m+1-i} = 0,$$

(17b)

$$\begin{aligned} \mathcal{R}_{6m+3}(x, y; u) \equiv & 2x^{2m+1} + y \sum_{i=1}^m (\wp_{1,1,3i-1}(u) - \wp_{2,3i-1}(u))x^{m-i} \\ & - \sum_{i=1}^{2m+1} (\wp_{1,1,3i-2}(u) - \wp_{2,3i-2}(u))x^{2m+1-i} = 0. \end{aligned}$$

3. PERIODS ON A HYPERELLIPTIC CURVE

Hyperelliptic curves are the best known plane algebraic curves. There exists a universal approach to choosing a homology and cohomology basis, as well as constructing the Riemann surface.

3.1. Hyperelliptic curves. Let a generic hyperelliptic curve be defined by

$$(18) \quad 0 = f(x, y) = -y^2 + y\mathcal{Q}(x) + \mathcal{P}(x),$$

where $\deg \mathcal{P} = 2g + 1$ or $2g + 2$, in the case of genus g .

An equation with $\deg \mathcal{P} = 2g + 1$, $\mathcal{Q}(x) \equiv 0$ defines an (n, s) -curve, which is considered as the canonical form of a hyperelliptic curve of genus g :

$$0 = f(x, y) = -y^2 + x^{2g+1} + \lambda_4 x^{2g-1} + \cdots + \lambda_4 g x + \lambda_{4g+2}.$$

Sato weights are $\text{wgt } x = 2$, $\text{wgt } y = 2g + 1$, and so $\text{wgt } f = 4g + 2$. The term $\lambda_2 x^{2g}$ of a generic \mathcal{P} is eliminated by a proper Möbius transformation, and $y\mathcal{Q}(x)$ is eliminated by the map $y \mapsto \tilde{y} + \frac{1}{2}\mathcal{Q}(x)$, which leads to

$$0 = f(x, \tilde{y}) = -\tilde{y}^2 + \tilde{\mathcal{P}}(x), \quad \tilde{\mathcal{P}}(x) = \mathcal{P}(x) + \frac{1}{4}\mathcal{Q}(x)^2.$$

Thus, the discriminant of (18) is defined by the formula

$$(19) \quad \Delta(x) = \tilde{\mathcal{P}}(x) = \mathcal{P}(x) + \frac{1}{4}\mathcal{Q}(x)^2.$$

A canonical curve can be defined by its branch points $\{(e_i, 0)\}_{i=1}^{2g+1}$, namely

$$(20) \quad 0 = f(x, y) = -y^2 + \mathcal{P}(x), \quad \mathcal{P}(x) = \prod_{j=1}^{2g+1} (x - e_j).$$

For the sake of brevity, the notation e_i is employed both for a branch point $(e_i, 0)$ and its x -coordinate, in the hyperelliptic case. If all branch points are distinct, then the curve is non-degenerate, and its genus equals g . The curve (20) has also a branch point located at infinity, referred also as e_0 . If $\sum_{i=1}^{2g+1} e_i = 0$, then $\lambda_2 = 0$. However, we omit the latter condition, and allow $\{e_i\}$ be arbitrary.

A curve with $\deg \mathcal{P} = 2g + 2$, and $\mathcal{Q}(x) \equiv 0$ has $2g + 2$ finite branch points, denoted by $\{(e_i, 0)\}_{i=0}^{2g+1}$. The corresponding canonical form is obtained by moving the finite branch point e_0 to infinity.

In the generic case (18), the maximal $\deg \mathcal{Q}$ equals g , which respects the Sato weight, and guarantees that the genus of a curve does not exceed g . Such a curve can be defined by choosing arbitrary values $\{e_i\}$ of number $2g + 1$ or $2g + 2$, and

choosing a polynomial \mathcal{Q} of degree up to g . Then the corresponding y -coordinates of branch points $\{(e_i, h_i)\}$ are obtained by the formula $h_i = \frac{1}{2}\mathcal{Q}(e_i)$.

The Weierstrass gap sequence on a hyperelliptic curve (18) is

$$\mathfrak{W} = \{\mathfrak{w}_i = 2i - 1 \mid i = 1, \dots, g\}.$$

In what follows, we focus on the canonical form of a hyperelliptic curve.

3.2. Riemann surface. At every point x , except branch points, there exist two values of y ($s = \pm 1$):

$$(21a) \quad y_s(x) = s\sqrt{\Delta(x)}, \quad \Delta(x) = \mathcal{P}(x), \quad \text{in the canonical case,} \quad \text{or}$$

$$(21b) \quad y_s(x) = \frac{1}{2}\mathcal{Q}(x) + s\sqrt{\Delta(x)}, \quad \text{in the generic case.}$$

Let the square root function be defined as follows

$$(22) \quad \sqrt{\Delta(x)} = \begin{cases} \sqrt{|\Delta(x)|} e^{(i/2) \arg \Delta(x)} & \text{if } \arg \Delta(x) \geq 0, \\ \sqrt{|\Delta(x)|} e^{(i/2) \arg \Delta(x) + i\pi} & \text{if } \arg \Delta(x) < 0, \end{cases}$$

where \arg has the range $(-\pi, \pi]$. With such a definition the range of $\arg \sqrt{\Delta(x)}$ is $[0, \pi)$. Moreover,

Theorem 1. *Let $\sqrt{\Delta}$ be defined by (22). Then y_s defined by (21) have discontinuity over the contour $\Gamma = \{x \mid \arg \Delta(x) = 0\}$, and y_+ serves as the analytic continuation of y_- on the other side of the contour, and vice versa.*

Proof. Let \tilde{x} be located in the vicinity of the contour Γ , more precisely $|\arg \Delta(\tilde{x})| < 2\phi$, with a small positive value ϕ . Then $0 \leq \arg \sqrt{\Delta(\tilde{x})} < \phi$ if $\arg \Delta(\tilde{x}) \geq 0$, and $\pi - \phi < \arg \sqrt{\Delta(\tilde{x})} < \pi$ if $\arg \Delta(\tilde{x}) < 0$. Evidently, the discontinuity of $\sqrt{\Delta}$ is located over the contour Γ .

Next, we find the analytic continuation of $\sqrt{\Delta}$. Let $U(x_0; \delta)$ be a disc of radius δ with the center at $x_0 \in \Gamma$. The contour Γ divides the disc into two parts: U_+ where $\arg \Delta(x) \geq 0$, and U_- where $\arg \Delta(x) < 0$. The analytic continuation of $\sqrt{\Delta}$ from U_+ to U_- is given by $-\sqrt{\Delta}$, since the range of $\arg(-\sqrt{\Delta(x)}) = \arg(e^{-i\pi} \sqrt{\Delta(x)})$ is $[-\pi, 0)$. And the analytic continuation of $\sqrt{\Delta}$ from U_- to U_+ is given by $-\sqrt{\Delta} = e^{i\pi} \sqrt{\Delta}$. \square

With the help of definition (22), we fix the position of discontinuity of $\sqrt{\Delta}$ at the contour Γ . This allows to determine connection of solutions y_s on the Riemann surface, and mark sheets.

In order to construct the Riemann surface of a curve, we choose a continuous path γ on the Riemann sphere through all $\{e_i\}$, and lift it to each sheet of the curve. Along this path, at any intersection with Γ the sign s in (21) changes into the opposite. In this way the sheets are marked.

3.3. Continuous path. Choosing a continuous path γ is the *key element* of the proposed scheme of analytic constructing a model of the Riemann surface. The path starts at infinity as $x \rightarrow -\infty$, goes through all branch points in the chosen order, and ends at infinity as $x \rightarrow \infty$. Below, an algorithm of drawing such a path and marking sheets is presented.

1. Let all finite branch points $\{e_i\}_{i=1}^{2g+1}$ be sorted ascendingly first by the real part, then the imaginary part.

2. According to this order a path γ through all e_i is constructed from straight line segments $[e_i, e_{i+1}]$, $i = 1, \dots, 2g$. Then the segment $(-\infty, e_1]$ is added at the beginning of the polygonal path, and $[e_{2g+1}, \infty)$ at the end. The path goes below the points $\{e_i\}$, and so in the counter-clockwise direction near each e_i . Such a path is marked in orange on fig. 2.
3. Plot the contour $\Gamma = \{x \mid \arg \mathcal{P}(x) = 0\}$, which consists of segments Γ_i between e_i and infinity, see blue contours on fig. 2. Find the sequence of signs $\{s_{0,1}\} \cup \{s_{i,i+1}\}_{i=1}^{2g} \cup \{s_{2g+1,0}\}$ on each segment of the path γ , starting with $s_{0,1} = +1$. Index 0 is used for infinity. At any intersection with Γ the sign changes into the opposite. The sequence of signs determines connection between solutions y_s on Sheet **a**. Sheet **b** is marked by the sequence with opposite signs on each segment. On a hyperelliptic curve, Sheet **a** is sufficient for all computations.

Remark 1. It could happen, that some segments of the suggested polygonal path γ intersect Γ because of curling of Γ around some branch points. Then continuous deformation of the path γ allows to avoid intersection with Γ .

3.4. Homology. Cuts are made between points e_{2k-1} and e_{2k} with k from 1 to g , and from e_{2g+1} to infinity ∞ . With k running from 1 to g an \mathfrak{a}_k -cycle encircles the cut (e_{2k-1}, e_{2k}) counter-clockwise, and a \mathfrak{b}_k -cycle enters the cut (e_{2k-1}, e_{2k}) and emerges from the cut (e_{2g+1}, ∞) , see fig. 1 as an example. This canonical homology basis is adopted from Baker [2, p.297], and can be considered as standard on a hyperelliptic curve.

Remark 2. In the case of $\deg \mathcal{P} = 2g + 2$, with branch points $\{(e_i, 0)\}_{i=0}^{2g+1}$, we sort the latter in the same way as in the canonical case. So e_0 has the smallest real and imaginary parts among all branch points. Cuts are made between points e_{2k-1} and e_{2k} with k from 1 to g , and from e_{2g+1} to e_0 through infinity. A canonical homology basis is introduced in a similar way: an \mathfrak{a}_k -cycle encircles the cut (e_{2k-1}, e_{2k}) counter-clockwise, and a \mathfrak{b}_k -cycle enters the cut (e_{2k-1}, e_{2k}) and emerges from the cut $e_{2g+1}-\infty-e_0$.

3.5. Cohomology. First kind differentials are defined in the standard way, see [2, Ex. i, p.195] for example,

$$(23) \quad du_{2i-1} = \frac{x^{g-i} dx}{\partial_y f(x, y)}, \quad i = 1, \dots, g.$$

On the canonical hyperelliptic curve, the second kind differentials associated with the first kind ones have the form ($\lambda_0 = 1$)

$$(24) \quad dr_{2i-1} = \frac{dx}{\partial_y f(x, y)} \sum_{k=1}^{2i-1} k \lambda_{4i-2k-2} x^{g-i+k}, \quad i = 1, \dots, g.$$

3.6. Computation of periods. First kind integrals on each segment along the polygonal path lifted to Sheet **a** are computed by

$$(25a) \quad \mathcal{A}_{i,i+1}^{[s_{i,i+1}]} = \int_{e_i}^{e_{i+1}} du^{[s_{i,i+1}]}, \quad i = 1, \dots, 2g,$$

$$(25b) \quad \mathcal{A}_{0,1}^{[s_{0,1}]} = \int_{-\infty}^{e_1} du^{[s_{0,1}]}, \quad \mathcal{A}_{2g+1,0}^{[s_{2g+1,0}]} = \int_{e_{2g+1}}^{\infty} du^{[s_{2g+1,0}]}.$$

The integrand of $\mathcal{A}_{i,j}^{[s_{i,j}]}$ is taken with the sign $s_{i,j}$, that is

$$du^{[s_{i,j}]} = \begin{pmatrix} x^{g-1} \\ \vdots \\ x \\ 1 \end{pmatrix} \frac{dx}{-2s_{i,j}\sqrt{\mathcal{P}(x)}}.$$

Due to the involution of a hyperelliptic curve, the following relations hold

$$(26) \quad \sum_{k=1}^g \mathcal{A}_{2k-1,2k}^{[s_{2k-1,2k}]} + \mathcal{A}_{2g+1,0}^{[s_{2g+1,0}]} = 0, \quad \mathcal{A}_{0,1}^{[s_{0,1}]} + \sum_{k=1}^g \mathcal{A}_{2k,2k+1}^{[s_{2k,2k+1}]} = 0,$$

which serve for verification.

According to the choice of canonical cycles, columns of the first kind period matrices are

$$(27) \quad \omega_k = 2\mathcal{A}_{2k-1,2k}^{[s_{2k-1,2k}]}, \quad \omega'_k = -2 \sum_{j=k}^g \mathcal{A}_{2j,2j+1}^{[s_{2j,2j+1}]}.$$

The normalized period matrix, which is the Riemann period matrix, is obtain by

$$\tau = \omega^{-1}\omega',$$

and required to be symmetric with positive imaginary part.

Second kind integrals $\mathcal{B}_{i,j}^{[s_{i,j}]}$ are computed similarly:

$$\mathcal{B}_{i,j}^{[s_{i,j}]} = \int_{e_i}^{e_j} dr^{[s_{i,j}]},$$

where $dr^{[s_{i,j}]}$, defined by (24), is taken with the sign $s_{i,j}$. Then the second kind period matrices are

$$(28) \quad \eta_k = 2\mathcal{B}_{2k-1,2k}^{[s_{2k-1,2k}]}, \quad \eta'_k = -2 \sum_{j=k}^g \mathcal{B}_{2j,2j+1}^{[s_{2j,2j+1}]}.$$

The symmetric matrix responsible for modular invariance⁴ is

$$\varkappa = \eta\omega^{-1}.$$

The four matrices ω , ω' , η , η' satisfy the Legendre relation (11), which serve for verification.

3.7. Example 1: Arbitrary complex branch points. Let a hyperelliptic curve of genus 4 possesses the given finite branch points:

$$-18 - 2\iota, \quad -16 + 5\iota, \quad -11 + 3\iota, \quad -10 - \iota, \quad -4 + 2\iota, \quad -3 + 3\iota, \quad 3 + 3\iota, \quad 7 - 2\iota, \quad 13 - \iota.$$

On the other hand, this curve is defined by the equation

$$(29a) \quad 0 = f(x, y) = -y^2 + \mathcal{P}(x),$$

$$(29b) \quad \begin{aligned} \mathcal{P}(x) = & x^9 + (39 - 10\iota)x^8 + (217 - 288\iota)x^7 - (7585 - 826\iota)x^6 \\ & - (79138 - 82462\iota)x^5 + (324058 + 455846\iota)x^4 + (4126332 - 3930980\iota)x^3 \\ & - (14219032 + 29444932\iota)x^2 - (131012592 - 28208616\iota)x \\ & - 101860560 + 245519280\iota. \end{aligned}$$

⁴By introducing the exponential factor with \varkappa , the theta function is transformed into the modular invariant sigma function, cf. (8).

Cuts and homology cycles, see fig. 1, are introduced as explained in subsection 3.4. On fig. 2, the contour Γ is shown in blue. Note, that the cut (e_9, ∞)

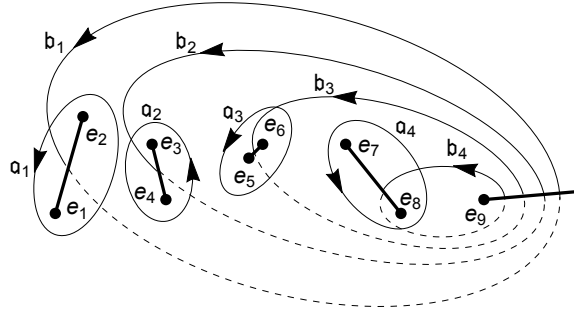


FIGURE 1. Canonical homology cycles.

coincides with segment Γ_9 . A continuous path γ is marked in orange. It goes below points e_i . A curved orange line near a cut shows which side of the cut is chosen. As seen on fig. 3, along the contour Γ , solution y_+ continuously connects to y_- , and

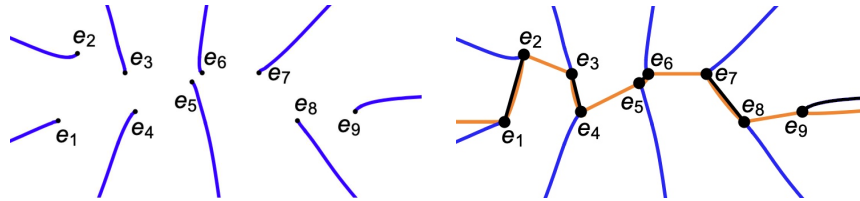


FIGURE 2. The contour Γ (blue), and a continuous path (orange).

vice versa.

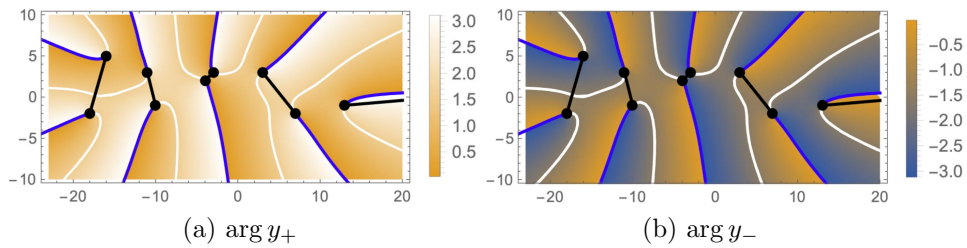
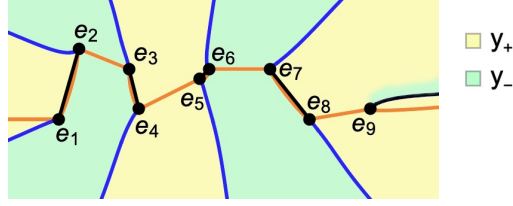


FIGURE 3. Density plots of $\arg y_s$, and the contour Γ (blue).

Now we mark Sheet a, see fig. 4. Let start with $s_{0,1} = +1$ on segment $(-\infty, e_1]$. The path γ (orange) intersects the blue contour at point e_1 , and so the sign changes: $s_{1,2} = -1$. The path goes along the right side of the cut (e_1, e_2) , and the sign remains the same on the next segment: $s_{2,3} = -1$. From e_3 to e_4 the path goes along the left side of the cut (e_3, e_4) , so the sign remains the same: $s_{3,4} = -1$. The next intersection with the blue contour occurs at point e_4 , thus $s_{4,5} = +1$. And

FIGURE 4. Connection of solutions y_+ and y_- on Sheet a.

again at point e_5 , so $s_{5,6} = s_{6,7} = s_{7,8} = -1$. Once again, the path γ intersects the blue contour at point e_8 , thus $s_{8,9} = s_{9,0} = +1$. Finally, the sequence of signs is

$$\{s_{0,1}, s_{1,2}, s_{2,3}, s_{3,4}, s_{4,5}, s_{5,6}, s_{6,7}, s_{7,8}, s_{8,9}, s_{9,0}\} =$$

Sheet a: $\{+1, -1, -1, -1, +1, -1, -1, -1, +1, +1\}$.

Along segment Γ_9 solution y_+ on Sheet a connects to y_- on Sheet b, the latter is shown in green in the vicinity of Γ_9 , see fig. 4.

First kind differentials as functions of x are

$$du^{[s]} = \begin{pmatrix} x^3 \\ x^2 \\ x \\ 1 \end{pmatrix} \frac{dx}{-2s\sqrt{\mathcal{P}(x)}}.$$

According to the picture of homology cycles, see fig. 1, the first kind period matrices ω and ω' are computed as follows

$$\omega = 2(\mathcal{A}_{1,2}^{[-]}, \mathcal{A}_{3,4}^{[-]}, \mathcal{A}_{5,6}^{[-]}, \mathcal{A}_{7,8}^{[-]}),$$

$$\omega' = -2(\mathcal{A}_{2,3}^{[-]} + \mathcal{A}_{4,5}^{[+]} + \mathcal{A}_{6,7}^{[-]} + \mathcal{A}_{8,9}^{[+]}, \mathcal{A}_{4,5}^{[+]} + \mathcal{A}_{6,7}^{[-]} + \mathcal{A}_{8,9}^{[+]}, \mathcal{A}_{6,7}^{[-]} + \mathcal{A}_{8,9}^{[+]}, \mathcal{A}_{8,9}^{[+]}).$$

On the curve (29) we have

$$\omega \approx \begin{pmatrix} -1.303573 + 0.207439\iota & 0.848115 - 0.306788\iota \\ 0.073367 - 0.003075\iota & -0.083799 + 0.019801\iota \\ -0.003985 - 0.000333\iota & 0.008037 - 0.001042\iota \\ 0.000208 + 0.000046\iota & -0.000751 + 0.000028\iota \\ 0.0166625 + 0.063503\iota & -0.035439 - 0.017840\iota \\ 0.005372 - 0.014707\iota & -0.007363 - 0.005200\iota \\ -0.003023 + 0.002108\iota & -0.001651 - 0.000958\iota \\ 0.000856 + 0.000006\iota & -0.000350 - 0.000098\iota \end{pmatrix},$$

$$\omega' \approx \begin{pmatrix} -0.604960 - 0.930374\iota & -0.085127 + 0.237963\iota \\ 0.029948 + 0.024444\iota & 0.019758 - 0.067832\iota \\ -0.001525 - 0.000835\iota & -0.002854 + 0.005901\iota \\ 0.000078 + 0.000029\iota & 0.000324 - 0.000426\iota \\ 0.042341 - 0.110642\iota & 0.047121 - 0.129831\iota \\ 0.011312 - 0.018512\iota & 0.006638 - 0.011849\iota \\ -0.002257 - 0.001647\iota & 0.000894 - 0.001058\iota \\ 0.000178 + 0.000796\iota & 0.000117 - 0.000089\iota \end{pmatrix}.$$

$$\begin{pmatrix} 815.048336 + 59.142845\iota & 2796.548807 - 2715.208601\iota \\ 6691.213749 - 15142.962600\iota & -19805.451622 - 22245.716646\iota \\ -501204.576087 - 151451.871496\iota & -1572965.591976 + 1699015.043174\iota \\ -1572965.591976 + 1699015.043174\iota & -403196.119224 + 19865411.502694\iota \end{pmatrix}.$$

Numerical integration is performed with a `WorkingPrecision` of 18. Then the relations (26) are satisfied with an accuracy of 10^{-16} , and the symmetric property of τ with an accuracy of 10^{-15} . The symmetric property of \varkappa is accurate up to 10^{-8} , and the Legendre relation up to 10^{-14} .

Verification. An analog of the Bolza formulas on a genus 4 hyperelliptic curve, see [5, Eq. (40)], is given by

$$(31) \quad e_\iota = -\frac{\partial_{u_1, u_7}^2 \theta[\{\iota\}](\omega^{-1}u)}{\partial_{u_1, u_5}^2 \theta[\{\iota\}](\omega^{-1}u)} \Big|_{u=0}.$$

According to the chosen homology basis, we have the following correspondence between characteristics and branch points:

$$\begin{aligned} e_1 = -18 - 2\iota & \quad [\varepsilon_1] = \begin{pmatrix} 1 & 0 & 0 & 0 \\ 0 & 0 & 0 & 0 \end{pmatrix} & \quad [\{1\}] = \begin{pmatrix} 0 & 1 & 1 & 1 \\ 0 & 1 & 0 & 1 \end{pmatrix}, \\ e_2 = -16 + 5\iota & \quad [\varepsilon_2] = \begin{pmatrix} 1 & 0 & 0 & 0 \\ 1 & 0 & 0 & 0 \end{pmatrix} & \quad [\{2\}] = \begin{pmatrix} 0 & 1 & 1 & 1 \\ 1 & 1 & 0 & 1 \end{pmatrix}, \\ e_3 = -11 + 3\iota & \quad [\varepsilon_3] = \begin{pmatrix} 0 & 1 & 0 & 0 \\ 1 & 0 & 0 & 0 \end{pmatrix} & \quad [\{3\}] = \begin{pmatrix} 1 & 0 & 1 & 1 \\ 1 & 1 & 0 & 1 \end{pmatrix}, \\ e_4 = -10 - \iota & \quad [\varepsilon_4] = \begin{pmatrix} 0 & 1 & 0 & 0 \\ 1 & 1 & 0 & 0 \end{pmatrix} & \quad [\{4\}] = \begin{pmatrix} 1 & 0 & 1 & 1 \\ 1 & 0 & 0 & 1 \end{pmatrix}, \\ e_5 = -4 + 2\iota & \quad [\varepsilon_5] = \begin{pmatrix} 0 & 0 & 1 & 0 \\ 1 & 1 & 0 & 0 \end{pmatrix} & \quad [\{5\}] = \begin{pmatrix} 1 & 1 & 0 & 1 \\ 1 & 0 & 0 & 1 \end{pmatrix}, \\ e_6 = -3 + 3\iota & \quad [\varepsilon_6] = \begin{pmatrix} 0 & 0 & 1 & 0 \\ 1 & 1 & 1 & 0 \end{pmatrix} & \quad [\{6\}] = \begin{pmatrix} 1 & 1 & 0 & 1 \\ 1 & 0 & 1 & 1 \end{pmatrix}, \\ e_7 = 3 + 3\iota & \quad [\varepsilon_7] = \begin{pmatrix} 0 & 0 & 0 & 1 \\ 1 & 1 & 1 & 0 \end{pmatrix} & \quad [\{7\}] = \begin{pmatrix} 1 & 1 & 1 & 0 \\ 1 & 0 & 1 & 1 \end{pmatrix}, \\ e_8 = 7 - 2\iota & \quad [\varepsilon_8] = \begin{pmatrix} 0 & 0 & 0 & 1 \\ 1 & 1 & 1 & 1 \end{pmatrix} & \quad [\{8\}] = \begin{pmatrix} 1 & 1 & 1 & 0 \\ 1 & 0 & 1 & 0 \end{pmatrix}, \\ e_9 = 13 - \iota & \quad [\varepsilon_9] = \begin{pmatrix} 0 & 0 & 0 & 0 \\ 1 & 1 & 1 & 1 \end{pmatrix} & \quad [\{9\}] = \begin{pmatrix} 1 & 1 & 1 & 1 \\ 1 & 0 & 1 & 0 \end{pmatrix}, \end{aligned}$$

where $[\{\iota\}] = [\varepsilon_\iota] + [K]$, and

$$(32) \quad [K] = \sum_{i=1}^4 [\varepsilon_{2i}] = \begin{pmatrix} 1 & 1 & 1 & 1 \\ 0 & 1 & 0 & 1 \end{pmatrix}.$$

The zero matrix serves as the characteristic $[\varepsilon_0]$ of the branch point e_0 at infinity. The method of computing characteristics is adopted from [15].

The formulas (31) are satisfied with an accuracy of 10^{-14} .

Remark 3. Period matrices of the first kind obtained for the curve (29) with the help of `algorithms` differ from the presented results, as well as a different and much more tangled homology basis is chosen for computation. The period matrices

obtained from `algcures` satisfy the Bolza formulas for nine half-integer characteristics. The correspondence between characteristics and branch points is not clear from the homology basis chosen for computation. Although, from the Bolza formulas applied to all characteristics one can find out this correspondence.

3.8. Example 2: Real branch points. Consider briefly the case of a curve (20) with all real branch points:

$$-18, -15, -11, -5, 1, 2, 7, 12, 16,$$

which is defined by the equation

$$(33) \quad 0 = -y^2 + x^9 + 11x^8 - 514x^7 - 4602x^6 + 82441x^5 + 506395x^4 \\ - 4495768x^3 - 11079084x^2 + 54907920x - 39916800.$$

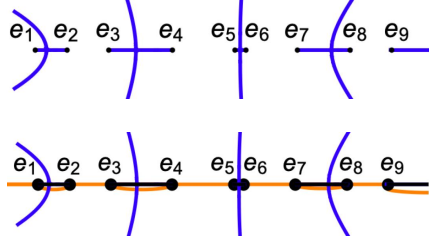


FIGURE 5. The contour Γ (blue), and a continuous path γ (orange).

The contour Γ and a continuous path γ through all branch points are shown on fig. 5. In this case, the sequence of signs has a clear pattern:

$$\{s_{0,1}, s_{1,2}, s_{2,3}, s_{3,4}, s_{4,5}, s_{5,6}, s_{6,7}, s_{7,8}, s_{8,9}, s_{9,0}\} = \\ \{+1, -1, -1, +1, +1, -1, -1, +1, +1, -1\}.$$

Remark 4. Note, that cuts coincide with horizontal segments of the contour Γ , and so the sign changes when the left end-point of a cut is reached, that is at every e_{2k-1} , $k = 1, \dots, g + 1$. This implies, $s_{4k-3,4k-2} = s_{4k-2,4k-1} = -1$, and $s_{4k-1,4k} = s_{4k,4k+1} = +1$, $k = 1, \dots$, since we always start with $s_{0,1} = +1$. The final segment has the sign $s_{2g+1,0} = -1$ if the genus is even, or $s_{2g+1,0} = +1$ if the genus is odd.

First kind not normalized periods are

$$\omega \approx \begin{pmatrix} -0.675637 & 0.287434 & 0.002651 & -0.309937 \\ 0.041299 & -0.032471 & 0.001599 & -0.031911 \\ -0.002535 & 0.003908 & 0.001010 & -0.003404 \\ 0.000156 & -0.000507 & 0.000673 & -0.000377 \end{pmatrix}, \\ \omega' \approx \begin{pmatrix} -0.939638i & -0.289356i & -0.312311i & -0.394964i \\ 0.030634i & -0.018895i & -0.013110i & -0.028577i \\ -0.001371i & 0.002447i & 0.001224i & -0.002089i \\ 0.000066i & -0.000232i & 0.000698i & -0.000154i \end{pmatrix}.$$

Then the normalized period matrix from the Siegel upper half-space is

$$\tau \approx \begin{pmatrix} 1.602330\iota & 0.820786\iota & 0.514534\iota & 0.304355\iota \\ 0.820786\iota & 1.304404\iota & 0.648249\iota & 0.359593\iota \\ 0.514534\iota & 0.648249\iota & 1.686169\iota & 0.501628\iota \\ 0.304355\iota & 0.359593\iota & 0.501628\iota & 0.948644\iota \end{pmatrix}.$$

Remark 5. When all branch points are real, the path γ through all branch points coincides with the real axis. Moreover, \mathcal{P} is real-valued along γ , positive on segments $[e_{2k-1}, e_{2k}]$, $k = 1, \dots, g+1$, where cuts are made, and negative on the remaining segments $[e_{2k}, e_{2k+1}]$, $k = 0, \dots, g$. If one branch point is located at infinity, then e_0 stands for $-\infty$, end e_{2g+2} stands for ∞ . If all branch points are finite, then e_{2g+2} denotes the same point as e_0 , which is the smallest one.

Since \mathcal{P} has an alternating sign along the path, all \mathfrak{a} -periods are real, and all \mathfrak{b} -periods are purely imaginary. Moreover,

$$(34) \quad y(x) = (-\iota)^j \sqrt{|\mathcal{P}(x)|} \quad \text{on } [e_j, e_{j+1}], \quad j = 0, \dots, 2g+1.$$

The formula (34) was discovered by V. Enolsky. It shows how y_+ and y_- connect on Sheet \mathfrak{a} .

Second kind periods on the curve (33) computed by (30) with

$$\begin{aligned} R_1 &= x^4, \\ R_3 &= 3x^5 + 22x^4 - 514x^3, \\ R_5 &= 5x^6 + 44x^5 - 1542x^4 - 9204x^3 + 82441x^2, \\ R_7 &= 7x^7 + 66x^6 - 2570x^5 - 18408x^4 \\ &\quad + 247323x^3 + 1012790x^2 - 4495768x \end{aligned}$$

are

$$\begin{aligned} \eta &\approx \begin{pmatrix} 11.099150 & -2.673068 & 0.004562 & -3.109806 \\ 42.176466 & -129.207930 & -1.238236 & -5.426458 \\ -383.268207 & -1342.343715 & 100.817590 & 1906.755187 \\ -578.759149 & 4760.249993 & -2368.318297 & -1963.133866 \end{pmatrix}, \\ \eta' &\approx \begin{pmatrix} 3.501174\iota & -5.136174\iota & -5.034880\iota & -5.515607\iota \\ -11.2650450\iota & -187.532997\iota & -174.869192\iota & -151.780483\iota \\ -195.044640\iota & 288.885494\iota & 811.312906\iota & 816.306629\iota \\ -195.450172\iota & 1246.674997\iota & 6300.606235\iota & -562.511001\iota \end{pmatrix}, \end{aligned}$$

and the symmetric matrix is

$$\varkappa \approx \begin{pmatrix} -13.123159 & 129.285113 & 1107.820797 & -1910.386399 \\ 129.285113 & 1362.173530 & -26772.601447 & 34575.690532 \\ 1107.820797 & -26772.601447 & -519356.757226 & 988034.553637 \\ -1910.386399 & 34575.690532 & 988034.553637 & -5074619.889795 \end{pmatrix}.$$

Numerical integration is performed with the `WorkingPrecision` of 18. The same accuracy as in Example 1 is achieved.

4. COMPUTATION OF \wp -FUNCTIONS ON A HYPERELLIPTIC CURVE

In this section computation of \wp -functions on an arbitrary divisor is presented. First, the Abel image $\mathcal{A}(D)$ of a given divisor D is computed, then \wp -functions are

calculated at $u = \mathcal{A}(D)$ by means of (12). The solution (15) of the Jacobi inversion problem is used for verification.

The characteristic $[K]$ of the vector of Riemann constants is required to define \wp -functions accurately. On a hyperelliptic curve, $[K]$ is computed as a sum of odd characteristics corresponding to branch points, cf. (32). The same $[K]$ is obtained from the formula (13).

The theta function with characteristic $[K]$ has the maximal order of vanishing at $u = 0$ computed with respect to the Sato weight. The weighted order of vanishing coincides with the negative Sato weight of the sigma function, which is $-\text{wgt } \sigma = \frac{1}{2}(g+1)g$ on a hyperelliptic curve, for more details see Theorem 4 in section 6.

Let $D = \sum_{i=1}^n P_i$ be a divisor on a curve. We suppose that D is non-special, that is $n \geq g$, and D does not contain pairs of points connected by the hyperelliptic involution. On special divisors σ -function vanishes, and so \wp -functions have singularities. The Abel image is computed by

$$(35) \quad \mathcal{A}(D) = \sum_{i=1}^n \mathcal{A}(P_i),$$

where the Abel image of a point is defined by (3), and the standard not normalized holomorphic differentials (23) are used. The Riemann surface constructed in the previous section is used to draw paths to points of D . Below, an explanation how to choose such a path correctly is given.

Let $P_i = (x_i, y_i)$. We choose e_i close to x_i , such that y_s does not change the sign over the segment $[e_i, x_i]$. The sheet where P_i is located is identified from comparing the sign n of $y_i = y_n(x_i)$ with the sign on $[e_i, x_i]$ according to the sequence of signs on Sheet **a**. A path to P_i is drawn on the sheet where the point is located. The path starts at $-\infty$ on the real axis, and goes to e_i along the continuous path γ chosen to construct the Riemann surface. Then the segment $[e_i, x_i]$ is added to this path. Along the path to P_i the Abel image $\mathcal{A}(P_i)$ is computed.

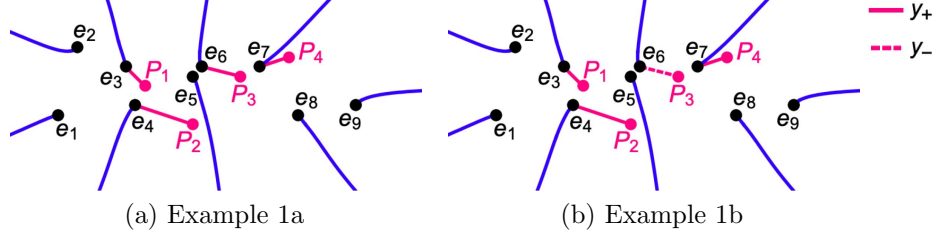
The proposed algorithm is illustrated by examples. Divisors of degree equal to the genus g of a curve are considered, and so the Jacobi inversion problem is used for verification. One can compute \wp -functions on a divisor of degree greater than g , and solve the Jacobi inversion problem for the corresponding reduced divisor.

4.1. Example 1a. We continue to work with the curve (29) from Example 1 in the previous section.

Let u be the Abel map of a non-special divisor $D = \sum_{i=1}^4 P_i$,

$$(36) \quad \begin{aligned} P_1 &= (x_1, y_1) = (-9 + \iota, -8\sqrt{-918645 - 541515\iota}) \\ &\approx (-9 + \iota, -2174.219935 + 7969.975679\iota), \\ P_2 &= (x_2, y_2) = (-4 - 3\iota, -20\sqrt{924613 - 1261876\iota}) \\ &\approx (-4 - 3\iota, -22311.336861 + 11311.522997\iota), \\ P_3 &= (x_3, y_3) = (1 + 2\iota, 10\sqrt{-1744002 + 734019\iota}) \\ &\approx (1 + 2\iota, 2721.885087 + 13483.651524\iota), \\ P_4 &= (x_4, y_4) = (6 + 4\iota, -4\sqrt{99702405 - 110095815\iota}) \\ &\approx (6 + 4\iota, -44563.130818 + 19764.466810\iota). \end{aligned}$$

Actually, $y_i = y_+(x_i)$ for all i . Using the sequence of signs on Sheet **a**, and fig. 4,

FIGURE 6. Paths to points of divisor D .

we find that P_1, P_2, P_4 are located on Sheet **a**, and P_3 is located on Sheet **b**. Then we compute the Abel images, see locations of points P_i on fig. 6(a)

$$\begin{aligned} \mathcal{A}(P_1) &= \mathcal{A}_{0,1}^{[+]} + \sum_{i=1}^2 \mathcal{A}_{i,i+1}^{[-]} + \int_{e_3}^{x_1} du^{[+]}, \\ \mathcal{A}(P_2) &= \mathcal{A}_{0,1}^{[+]} + \sum_{i=1}^3 \mathcal{A}_{i,i+1}^{[-]} + \int_{e_4}^{x_2} du^{[+]}, \\ \mathcal{A}(P_3) &= -\left(\mathcal{A}_{0,1}^{[+]} + \sum_{i=1}^3 \mathcal{A}_{i,i+1}^{[-]} + \mathcal{A}_{4,5}^{[+]} + \mathcal{A}_{5,6}^{[-]} + \int_{e_6}^{x_3} du^{[-]} \right), \\ \mathcal{A}(P_4) &= \mathcal{A}_{0,1}^{[+]} + \sum_{i=1}^3 \mathcal{A}_{i,i+1}^{[-]} + \mathcal{A}_{4,5}^{[+]} + \sum_{i=5}^6 \mathcal{A}_{i,i+1}^{[-]} + \int_{e_7}^{x_4} du^{[+]}, \end{aligned}$$

and find

$$u(D) = \sum_{i=1}^4 \mathcal{A}(P_i) \approx \begin{pmatrix} -1.182750 + 0.205635\iota \\ 0.073714 - 0.038375\iota \\ -0.004762 + 0.002674\iota \\ 0.000592 - 0.000064\iota \end{pmatrix}.$$

By means of (12) we obtain

$$(37) \quad \begin{aligned} \wp_{1,1}(u(D)) &\approx -6 + 4\iota, & \wp_{1,1,1}(u(D)) &\approx 91.581255 - 159.929002\iota, \\ \wp_{1,3}(u(D)) &\approx 42 + 53\iota, & \wp_{1,1,3}(u(D)) &\approx 23.849556 - 1665.831810\iota, \\ \wp_{1,5}(u(D)) &\approx 193 + 191\iota, & \wp_{1,1,5}(u(D)) &\approx -6971.970187 - 998.734510\iota, \\ \wp_{1,7}(u(D)) &\approx 446 - 578\iota, & \wp_{1,1,7}(u(D)) &\approx -5733.795768 - 18693.578334\iota. \end{aligned}$$

Next, we use the solution (15) of the Jacobi inversion problem to verify if the obtained Abel image corresponds to the given divisor D on the curve, and at the same time, to verify the compliance of the obtained periods with the curve. On a hyperelliptic curve of genus 4 this solution acquires the form

$$\begin{aligned} \mathcal{R}_8(x; u) &\equiv x^4 - x^3 \wp_{1,1}(u) - x^2 \wp_{1,3}(u) - x \wp_{1,5}(u) - \wp_{1,7}(u) = 0, \\ \mathcal{R}_9(x, y; u) &\equiv 2y + x^3 \wp_{1,1,1}(u) + x^2 \wp_{1,1,3}(u) + x \wp_{1,1,5}(u) + \wp_{1,1,7}(u) = 0. \end{aligned}$$

The two entire rational functions \mathcal{R}_8 and \mathcal{R}_9 with coefficients (37) both vanish on the given D .

On the other hand, \mathcal{R}_8 and \mathcal{R}_9 with the common divisor of zeros fixed at D_g of degree g can be computed from coordinates of the support of D_g by determinant

formulas. With a divisor $D_4 = \sum_{i=1}^4 P_i$ on a genus 4 hyperelliptic curve, we have

$$\mathcal{R}_8(x; D_4) = \frac{\begin{vmatrix} 1 & x & x^2 & x^3 & x^4 \\ 1 & x_1 & x_1^2 & x_1^3 & x_1^4 \\ 1 & x_2 & x_2^2 & x_2^3 & x_2^4 \\ 1 & x_3 & x_3^2 & x_3^3 & x_3^4 \\ 1 & x_4 & x_4^2 & x_4^3 & x_4^4 \end{vmatrix}}{\begin{vmatrix} 1 & x_1 & x_1^2 & x_1^3 \\ 1 & x_2 & x_2^2 & x_2^3 \\ 1 & x_3 & x_3^2 & x_3^3 \\ 1 & x_4 & x_4^2 & x_4^3 \end{vmatrix}}, \quad \mathcal{R}_9(x, y; D_4) = \frac{\begin{vmatrix} 1 & x & x^2 & x^3 & y \\ 1 & x_1 & x_1^2 & x_1^3 & y_1 \\ 1 & x_2 & x_2^2 & x_2^3 & y_2 \\ 1 & x_3 & x_3^2 & x_3^3 & y_3 \\ 1 & x_4 & x_4^2 & x_4^3 & y_4 \end{vmatrix}}{\begin{vmatrix} 1 & x_1 & x_1^2 & x_1^3 \\ 1 & x_2 & x_2^2 & x_2^3 \\ 1 & x_3 & x_3^2 & x_3^3 \\ 1 & x_4 & x_4^2 & x_4^3 \end{vmatrix}}.$$

On the given divisor D defined by (36) we obtain

$$(38a) \quad \mathcal{R}_8(x; D) = x^4 + (6 - 4\iota)x^3 - (42 + 53\iota)x^2 - (193 + 191\iota)x - 446 + 578\iota,$$

$$(38b) \quad \mathcal{R}_9(x, y; D) = 2y + (91.581255 - 159.929002\iota)x^3 + (23.849556 - 1665.831810\iota)x^2 - (6971.970187 + 998.734510\iota)x - 5733.795768 - 18693.578334\iota.$$

Coefficients of \mathcal{R}_8 and \mathcal{R}_9 give values of \wp -functions at $u(D)$, which coincide with (37) with an accuracy of 10^{-12} .

4.2. Example 1b. Let D from Example 1a be slightly modified, by moving P_3 on Sheet **a**, where $y_3 = y_-(x_3)$. That is

$$P_3 = (x_3, y_3) = (1 - 2\iota, -10\sqrt{-1744002 + 734019\iota}) \approx (1 + 2\iota, -2721.885087 - 13483.651524\iota).$$

Then $\mathcal{A}(P_3)$ is computed with the opposite sign:

$$\mathcal{A}(P_3) = \mathcal{A}_{0,1}^{[+]} + \sum_{i=1}^3 \mathcal{A}_{i,i+1}^{[-]} + \mathcal{A}_{4,5}^{[+]} + \mathcal{A}_{5,6}^{[-]} + \int_{e_6}^{x_3} du^{[-]}.$$

Thus,

$$u(D) = \sum_{i=1}^4 \mathcal{A}(P_i) \approx \begin{pmatrix} -1.574832 + 0.029543\iota \\ 0.073141 - 0.050092\iota \\ -0.003641 + 0.002439\iota \\ 0.000890 + 0.000121\iota \end{pmatrix}.$$

Values of $\wp_{1,2i-1}$, $i = 1, 2, 3, 4$, remain the same, within the accuracy. The new values of $\wp_{1,1,2i-1}$, are

$$(39) \quad \begin{aligned} \wp_{1,1,1}(u(D)) &\approx -51.390396 - 175.145987\iota, \\ \wp_{1,1,3}(u(D)) &\approx -1007.385975 - 1486.407403\iota, \\ \wp_{1,1,5}(u(D)) &\approx -3163.745380 + 5334.829741\iota, \\ \wp_{1,1,7}(u(D)) &\approx 10094.385116 + 25500.899104\iota. \end{aligned}$$

Evidently, \mathcal{R}_8 remains unchanged, since values of x_i are kept the same. The new function \mathcal{R}_9 acquires the form

$$\begin{aligned} \mathcal{R}_9(x, y) &= 2y - (51.390396 + 175.145987\iota)x^3 \\ &\quad - (1007.385975 + 1486.407403\iota)x^2 - (3163.745380 - 5334.829741\iota)x \end{aligned}$$

$$+ 10094.385116 + 25500.899104i,$$

and its coefficients coincide with the values (39) with an accuracy of 10^{-10} .

5. PERIODS ON A TRIGONAL CURVE

5.1. Trigonal curves. A generic trigonal curve is defined by the equation

$$(40) \quad 0 = f(x, y) = -y^3 + y^2\mathcal{T}(x) + y\mathcal{Q}(x) + \mathcal{P}(x).$$

Let maximal degrees of polynomials \mathcal{P} , \mathcal{Q} , \mathcal{T} be as shown in the table below, and the genus g of a curve is displayed in the last column.

Case 1:	$\deg \mathcal{P} = 3\mathbf{m} + 1,$	$\deg \mathcal{Q} = 2\mathbf{m},$	$\deg \mathcal{T} = \mathbf{m},$	$g = 3\mathbf{m};$
Case 2:	$\deg \mathcal{P} = 3\mathbf{m} + 2,$	$\deg \mathcal{Q} = 2\mathbf{m} + 1,$	$\deg \mathcal{T} = \mathbf{m},$	$g = 3\mathbf{m} + 1;$
Case 3:	$\deg \mathcal{P} = 3\mathbf{m} + 3,$	$\deg \mathcal{Q} = 2\mathbf{m} + 2$	$\deg \mathcal{T} = \mathbf{m} + 1,$	$g = 3\mathbf{m} + 1.$

Note, that $y^2\mathcal{T}(x)$ is eliminated by the map $y \mapsto \tilde{y} + \frac{1}{3}\mathcal{T}(x)$, which leads to

$$\begin{aligned} 0 = f(x, \tilde{y}) &= -\tilde{y}^3 + \tilde{\mathcal{Q}}(x)\tilde{y} + \tilde{\mathcal{P}}(x), \\ \tilde{\mathcal{Q}}(x) &= \mathcal{Q}(x) + \frac{1}{3}\mathcal{T}(x)^2, \\ \tilde{\mathcal{P}}(x) &= \mathcal{P}(x) + \frac{1}{3}\mathcal{Q}(x)\mathcal{T}(x) + \frac{2}{27}\mathcal{T}(x)^3. \end{aligned}$$

The discriminant of (40) is computed as follows

$$(41) \quad \Delta(x) = \tilde{\mathcal{P}}(x)^2 - \frac{4}{27}\tilde{\mathcal{Q}}(x)^3,$$

where

$$(42) \quad \deg \Delta = N = \begin{cases} 6\mathbf{m} + 2, & \text{Case 1;} \\ 6\mathbf{m} + 4, & \text{Case 2;} \\ 6\mathbf{m} + 6, & \text{Case 3.} \end{cases}$$

The degree of Δ shows the number N of finite branch points $\{B_i = (e_i, h_i)\}_{i=1}^N$. In Case 3 a curve has $6\mathbf{m} + 6$ branch points, all finite. In Cases 1 and 2 a curve has $N = 2(g + 1)$ finite branch points, and a double branch point at infinity. Let ν_i be the ramification index of B_i . Each branch point is counted $\nu_i - 1$ times. We assume, that all finite branch points have the ramification index 2, and the branch point at infinity B_0 has $\nu_0 = 3$.

Cases 1 and 2 with $\mathcal{T}(x) \equiv 0$ represent (n, s) -curves, which serve as canonical forms of trigonal curves. In these cases, the genus is computed by the formula $g = \frac{1}{2}(n - 1)(s - 1)$, see [9]. Case 3 is obtained by a proper bi-rational transformation from Case 2, thus the both cases have the same Weierstrass gap sequence \mathfrak{W} . Therefore, classification of trigonal curves is based on Cases 1 and 2. The corresponding gap sequences are (each set is supposed to be ordered ascendingly)

$$\begin{aligned} \text{Case 1} \quad \mathfrak{W} &= \{3i - 2 \mid i = 1, \dots, \mathbf{m}\} \cup \{3i - 1 \mid i = 1, \dots, 2\mathbf{m}\}; \\ \text{Case 2} \quad \mathfrak{W} &= \{3i - 1 \mid i = 1, \dots, \mathbf{m}\} \cup \{3i - 2 \mid i = 1, \dots, 2\mathbf{m} + 1\}. \end{aligned}$$

With the help of Sato weights the order relation is introduced in the space of monomials $y^j x^i$. These monomials are used to construct the equation of a curve, and differentials. The ordered lists of monomials in the both cases are

$$(43a) \quad \text{Case 1: } \mathfrak{M} = \{1, x, \dots, x^{\mathbf{m}-1}, x^{\mathbf{m}}, y, x^{\mathbf{m}+1}, yx, \dots, x^{2\mathbf{m}-1}, yx^{\mathbf{m}-1}, x^{2\mathbf{m}}, yx^{\mathbf{m}}, y^2, x^{2\mathbf{m}+1}, yx^{\mathbf{m}+1}, \{y^2 x^i, x^{2\mathbf{m}+1+i}, yx^{\mathbf{m}+1+i} \mid i \in \mathbb{N}\}\},$$

$$(43b) \quad \text{Case 2: } \mathfrak{M} = \{1, x, \dots, x^{m-1}, x^m, y, x^{m+1}, yx, \dots, x^{2m-1}, yx^{m-1}, x^{2m}, \\ yx^m, x^{2m+1}, y^2, yx^{m+1}, x^{2m+2}, \{y^2x^i, yx^{m+1+i}, x^{2m+2+i} \mid i \in \mathbb{N}\}\}.$$

5.2. **Riemann surface.** In what follows, we focus on the canonical forms of trigonal curves

$$(44) \quad 0 = f(x, y) = -y^3 + y\mathcal{Q}(x) + \mathcal{P}(x).$$

with the discriminant polynomial

$$\Delta(x) = \mathcal{P}(x)^2 - \frac{4}{27}\mathcal{Q}(x)^3.$$

Suppose, that all roots of Δ are distinct, also \mathcal{P} and \mathcal{Q} have no common roots. These conditions are sufficient for having only branch points with the ramification index 2.

Solutions of (44) are given by the Cardano's formula

$$(45a) \quad y_{+,a}(x) = q_{+,a}(x) + \frac{1}{3}\mathcal{Q}(x)q_{+,a}^{-1}(x), \quad a = 1, 2, 3, \\ q_{+,a}(x) = v_+^{1/3}(x)e^{2(a-1)i\pi/3}, \quad v_+(x) = \frac{1}{2}\left(\mathcal{P}(x) + \sqrt{\Delta(x)}\right),$$

or equivalently

$$(45b) \quad y_{-,a}(x) = q_{-,a}(x) + \frac{1}{3}\mathcal{Q}(x)q_{-,a}^{-1}(x), \quad a = 1, 2, 3, \\ q_{-,a}(x) = v_-^{1/3}(x)e^{2(a-1)i\pi/3}, \quad v_-(x) = \frac{1}{2}\left(\mathcal{P}(x) - \sqrt{\Delta(x)}\right),$$

where $\sqrt{\Delta}$ is defined by (22). By $q_{s,a}$, $s = \pm 1$, $a = 1, 2, 3$, three cubic roots of v_s are denoted. Let

$$(46) \quad v_s^{1/3}(x) = \begin{cases} |v_s(x)|^{1/3} e^{(i/3) \arg v_s(x)} & \text{if } \arg v_s(x) \geq 0, \\ |v_s(x)|^{1/3} e^{(i/3) \arg v_s(x) + i2\pi/3} & \text{if } \arg v_s(x) < 0. \end{cases}$$

According to this definition, the function $v_s^{1/3}$ has the range $[0, \frac{2}{3}\pi)$, and its discontinuity is located over the contour $\Upsilon_s = \{x \mid \arg v_s(x) = 0\}$.

Theorem 2. *Let $v_s^{1/3}$ be defined by (46). Then each $y_{s,a}$ defined by (45) has discontinuity over the contour $\Upsilon_s = \{x \mid \arg v_s(x) = 0\}$. Along a path from a region with $\arg v_s(x) < 0$ to a region with $\arg v_s(x) \geq 0$ the analytic continuation of $y_{s,a}$ is given by $y_{s,b}$, where $a \mapsto b$ according to one of cyclic permutations (123) or (132).*

Proof. Let $s = +1$, and \tilde{x} be located in the vicinity of the contour Υ_+ , more precisely $|\arg v_+(\tilde{x})| < 3\phi$, with a small positive value ϕ . Then $0 \leq \arg v_+^{1/3}(\tilde{x}) < \phi$ if $\arg v_+(\tilde{x}) \geq 0$, and $\frac{2}{3}\pi - \phi < \arg v_+^{1/3}(\tilde{x}) < \frac{2}{3}\pi$ if $v_+(\tilde{x}) < 0$. Therefore, Υ_+ is the contour of discontinuity of $v_+^{1/3}$.

Now, we find how the three values $q_{+,a}$ of $v_+^{1/3}$ are connected over Υ_+ . Let $U(x_0; \delta)$ be a disc of radius δ with the center at $x_0 \in \Upsilon_+$. The contour Υ_+ divides the disc into two parts: U_+ where $\arg v_+(x) \geq 0$, and U_- where $\arg v_+(x) < 0$. The analytic continuation of $v_+^{1/3}(x) = q_{+,1}(x)$ from U_+ to U_- is given by $e^{-\frac{2}{3}i\pi}v_+^{1/3}(x) = q_{+,3}(x)$, since $-\phi < \arg q_{+,3}(x) < 0$ if $x \in U_-$, and so continuously connects to $q_{+,1}$ with the range $[0, \phi)$ on U_+ . Similarly, the analytic continuation of $v_+^{1/3}(x) = q_{+,1}(x)$ from U_- to U_+ is given by $e^{\frac{2}{3}i\pi}v_+^{1/3}(x) = q_2(x)$. Therefore, along a path from U_- to U_+ , the function q_1 continuously connects to q_2 , then q_2 connects to q_3 , and q_3 connects to q_1 .

The same is true for $s = -1$. \square

Theorem 3. *Let $\sqrt{\Delta}$ be defined by (22). Then among three values of y , given by (45a), or (45b), two have discontinuity over the contour $\Gamma = \{x \mid \arg \Delta(x) = 0\}$. If Γ_i is a segment of Γ which starts at a branch point $B_i = (e_i, h_i)$, and $h_i = y_a(e_i) = y_b(e_i)$, then y_a, y_b are discontinuous over Γ_i , and y_a serves as the analytic continuation of y_b on the other side of Γ_i , and vice versa.*

Proof. According to Theorem 1, the both functions v_+, v_- , defined in (45), have discontinuity over the contour $\Gamma = \{x \mid \arg \Delta(x) = 0\}$, and serve as analytic continuations of each other. This implies that all $q_{s,a}$ have discontinuity over Γ , and for every a the analytic continuation of $q_{+,a}$ is given by $q_{-,a}$, and vice versa. We assume that $y_{+,a}$, $a = 1, 2, 3$, have discontinuity over Γ , which follows from the same property of $q_{+,a}$.

Recall the relation $v_+^{1/3}(x)v_-^{1/3}(x) = \frac{1}{3}e^{2ni\pi/3}Q(x)$, where $n = 0, 1$, or 2 , such that $\arg v_+(x) + \arg v_-(x) = 3 \arg Q(x) + 2\pi n$ holds in the vicinity of x . This implies three equalities of the form $y_{+,a_1}(x) = y_{-,a_2}(x)$, where $a_1 \mapsto a_2$ according to one of the transpositions: (12), (13), or (23). Indeed,

$$\begin{aligned} n = 0 & \quad y_{+,1}(x) = y_{-,1}(x), \quad y_{+,2}(x) = y_{-,3}(x), \quad y_{+,3}(x) = y_{-,2}(x); \\ n = 1 & \quad y_{+,1}(x) = y_{-,3}(x), \quad y_{+,2}(x) = y_{-,2}(x), \quad y_{+,3}(x) = y_{-,1}(x); \\ n = 2 & \quad y_{+,1}(x) = y_{-,2}(x), \quad y_{+,2}(x) = y_{-,1}(x), \quad y_{+,3}(x) = y_{-,3}(x). \end{aligned}$$

Taking into account, that over Γ at every a the analytic continuation of $y_{+,a}$ is given by $y_{-,a}$, we see that among the three values of y given by (45a), or (45b), one remains continuous, and the other two serve as analytic continuations of each other. Indeed, let $n = 0$ in the vicinity of x , then $y_{+,1}(x) = y_{-,1}(x)$. On the other hand, if a segment of Γ is located in the vicinity of x , then $y_{-,1}$ serves as the analytic continuation of $y_{+,1}$ on the other side of the segment, and so $y_{+,1}$ remains continuous. At the same time, $y_{-,2}(x) = y_{+,3}(x)$ serves as the analytic continuation of $y_{+,2}(x) = y_{-,3}(x)$, as follows from Theorem 1.

The contour Γ consists of segments Γ_i , each starts at e_i such that $B_i = (e_i, h_i)$ is a branch point, and ends at infinity. Let $x_0 \in \Gamma_i$ be located in the vicinity of e_i which does not contain Υ_+ , and $h_i = y_{+,a}(e_i) = y_{+,b}(e_i)$. Let $U(x_0, \delta)$ be a disc of radius δ centered at x_0 , such that $|x_0 - e_i| \geq \delta$. Then $U(x_0, \delta)$ is divided by Γ_i into two parts: U_+ where $\arg \Delta(x) \geq 0$, and U_- where $\arg \Delta(x) < 0$. There exists such c that $y_{+,c}(x) = y_{-,c}(x)$ for every $x \in U(x_0, \delta)$, and so $y_{+,c}$ is continuous over $U(x_0, \delta)$. Then a, b are the other two values from $\{1, 2, 3\}$, since $y_{+,a}(x) = y_{-,b}(x)$ and $y_{+,b}(x) = y_{-,a}(x)$ over $U(x_0, \delta)$. Indeed, due to $\Delta(e_i) = 0$ we have $y_{+,a}(e_i) = y_{+,b}(e_i)$.

Similar considerations can be made in the case of $s = -1$. \square

In what follows, we work with solutions $y_{+,a}$, $a = 1, 2, 3$, computed by the formula (45a), and denote them by y_a .

5.3. Continuous path. In order to construct a model of the Riemann surface, a continuous path γ through all branch points should be chosen. Based on the investigation presented in subsection 5.2, the following algorithm is suggested.

1. Find all finite branch points $\{B_i = (e_i, h_i)\}_{i=1}^N$, and sort ascendingly first by $\operatorname{Re} e_i$, then by $\operatorname{Im} e_i$. The points are enumerated according to this order. Each point B_i is labeled by 'a-b', such that $h_i = y_a(e_i) = y_b(e_i)$, which

means that solutions y_a and y_b connect over the segment Γ_i , which goes from e_i to infinity.

2. According to the order, a path γ on the Riemann sphere through all e_i is constructed from straight line segments $[e_i, e_{i+1}]$, $i = 1, \dots, N$. Then the segment $(-\infty, e_1]$ is added at the beginning of the polygonal path γ , and $[e_N, \infty)$ at the end.
3. Plot the contour $\Gamma = \{x \mid \arg \Delta(x) = 0\}$, see blue contours on fig. 7, and the contour $\Upsilon_+ = \{x \mid \arg v_+(x) = 0\}$, see green contours on fig. 7. Identify a permutation which corresponds to each segment of Γ_i , and Υ_+ . When the path γ crosses Γ_i , solutions y_a and y_b interchange. When γ crosses Υ_+ , solutions y_a, y_b, y_c permute in the corresponding cycle.
4. Moving along the polygonal path γ from the left to the right, passing e_i and cuts from the below, counter-clockwise, and taking into account intersections with Γ and Υ_+ , find the sequence of changes of solutions y_a , $a = 1, 2, 3$, starting from 1, 2, and 3, respectively:

$$\begin{aligned} \text{Sheet a:} & \quad \{\mathbf{a}_{0,1} = 1\} \cup \{\mathbf{a}_{i,i+1}\}_{i=1}^{N-1} \cup \{\mathbf{a}_{N,0}\}, \\ \text{Sheet b:} & \quad \{\mathbf{b}_{0,1} = 2\} \cup \{\mathbf{b}_{i,i+1}\}_{i=1}^{N-1} \cup \{\mathbf{b}_{N,0}\}, \\ \text{Sheet c:} & \quad \{\mathbf{c}_{0,1} = 3\} \cup \{\mathbf{c}_{i,i+1}\}_{i=1}^{N-1} \cup \{\mathbf{c}_{N,0}\}. \end{aligned}$$

Index 0 stands for infinity. Each sequence determines a sheet of the Riemann surface. Rounding infinity counter-clockwise, the path γ can be closed on each sheet. The three paths are homotopic to zero.

5.4. Homology. Note, that $N = 2(g+1)$ on a canonical trigonal curve. Therefore, finite branch points split into $g+1$ pairs. Without loss of generality, g cuts are made between branch points in pairs B_{2i}, B_{2i+1} , $i = 1, \dots, g$. Each cut goes through finite points, on the two sheets connected by branch points in a pair. One more cut is made from B_1 to B_N through infinity.

Let \mathbf{a}_i encircle the cut $[B_{2i}, B_{2i+1}]$ counter-clockwise. Let \mathbf{b}_i emerge from the cut $B_1-\infty-B_N$, and enter the cut encircled by \mathbf{a}_i . In this way a canonical homology basis is obtained.

5.5. Cohomology. First kind differentials are constructed with the help of the first g monomials from the ordered list \mathfrak{M} , namely:

$$(47) \quad du_{\mathbf{w}_i} = \frac{\mathbf{m}_{g-i+1}(x, y) dx}{\partial_y f(x, y)}, \quad i = 1, \dots, g,$$

where \mathbf{m}_k is the k -th element of \mathfrak{M} , and $\mathbf{w}_i \in \mathfrak{W}$.

A second kind differential $dr_{\mathbf{w}_i}$, $\mathbf{w}_i \in \mathfrak{W}$, is constructed with the help of the first $g+i$ monomials from \mathfrak{M} . Namely

$$(48) \quad dr_{\mathbf{w}_i} = \left(\sum_{j=1}^{g+i} c_{i,j} \mathbf{m}_j(x, y) \right) \frac{dx}{\partial_y f(x, y)}, \quad i = 1, \dots, g.$$

The relation (10) defines the coefficients of monomials \mathbf{m}_{g+i} , $i > 1$. Coefficients of the remaining part of the sum in (48) are also essential. In the case of trigonal curves, the second kind differentials associated to the standard first kind differentials (47) are obtained in [11], by means of the Klein formula.

5.6. Computation of periods. Next, first kind integrals on each segment along the polygonal path γ are computed:

$$(49a) \quad \mathcal{A}_{i,i+1}^{[n_{i,i+1}]} = \int_{e_i}^{e_{i+1}} du^{[n_{i,i+1}]}, \quad i = 1, \dots, N-1,$$

$$(49b) \quad \mathcal{A}_{0,1}^{[n_{0,1}]} = \int_{-\infty}^{e_1} du^{[n_{0,1}]}, \quad \mathcal{A}_{N,0}^{[n_{N,0}]} = \int_{e_N}^{\infty} du^{[n_{N,0}]},$$

where $n = a, b, \text{ or } c$, depending on the sheet. The integrand of $\mathcal{A}_{i,j}^{[n_{i,j}]}$ is defined by (47) with $y = y_{n_{i,j}}(x)$. A lift of the continuous path γ to each sheet, closed by a semi-circle around infinity, is homotopic to zero, and so relations hold

$$(50) \quad \mathcal{A}_{0,1}^{[n_{0,1}]} + \sum_{i=1}^{N-1} \mathcal{A}_{i,i+1}^{[n_{i,i+1}]} + \mathcal{A}_{N,0}^{[n_{N,0}]} = 0, \quad n = a, b, c,$$

which serve for verification.

With a chosen basis of canonical cycles, first kind period matrices ω , and ω' are computed by (4), and the normalized period matrix is obtained by

$$\tau = \omega^{-1}\omega'.$$

The latter is required to be symmetric with positive imaginary part.

With the same basis of canonical cycles, second kind period matrices η , and η' are computed by (9) with differentials (48), and the symmetric matrix \varkappa from the definition of the sigma function is obtained by

$$\varkappa = \eta\omega^{-1}.$$

First and second kind period matrices satisfy the Legendre relation (11).

5.7. Example 3: (3, 4)-curve. Consider the simplest trigonal curve in its canonical form

$$(51) \quad 0 = f(x, y) = -y^3 + x^4 + \lambda_2 y x^2 + \lambda_3 x^3 + \lambda_5 y x + \lambda_6 x^2 + \lambda_8 y + \lambda_9 x + \lambda_{12}.$$

From $\Delta(x) = 0$ we find x -coordinates e_i of branch points $B_i = (e_i, h_i)$. Then using (45a), we find the corresponding values of y_a , $a = 1, 2, 3$, two of which a, b coincide and give h_i . So each branch point is labeled by ' $a-b$ ', that indicates which solutions connect in the vicinity of B_i .

A (3, 4)-curve possesses the gap sequence $\mathfrak{W} = \{1, 2, 5\}$, and the first kind differentials have the form

$$du = \begin{pmatrix} du_1 \\ du_2 \\ du_5 \end{pmatrix} = \begin{pmatrix} y \\ x \\ 1 \end{pmatrix} \frac{dx}{-3y^2 + \mathcal{Q}(x)}.$$

Let $\mathcal{A}_{i,j}^{[a]}$ denote the first kind integral between e_i and e_j computed with $y = y_a(x)$:

$$(52) \quad \mathcal{A}_{i,j}^{[a]} = \int_{e_i}^{e_j} du^{[a]}.$$

Second kind differentials associated with the first ones on the curve (51) are defined as follows

$$dr = \begin{pmatrix} dr_1 \\ dr_2 \\ dr_5 \end{pmatrix} = \begin{pmatrix} x^2 \\ 2xy \\ R_5 \end{pmatrix} \frac{dx}{-3y^2 + \mathcal{Q}(x)},$$

$$R_5 = 5x^2y + 3\lambda_3xy + \frac{2}{3}\lambda_2^2x^2 + \lambda_6y + \frac{2}{3}\lambda_2\lambda_5x.$$

A second kind integral $\mathcal{B}_{i,j}^{[a]}$ between e_i and e_j with $y = y_a(x)$ is computed by

$$(53) \quad \mathcal{B}_{i,j}^{[a]} = \int_{B_i}^{B_j} dr^{[a]}.$$

As an example, we consider a curve defined by the equation

$$(54) \quad 0 = f(x, y) \equiv -y^3 + x^4 + y(4x^2 + 5x + 11) + 3x^3 + 7x^2 + 16x + 9.$$

The curve has eight finite branch points:

$e_1 \approx -4.58931,$	$h_1 \approx -4.9092$	2-3
$e_2 \approx -1.17922 - 0.934455i,$	$h_2 \approx 1.60505 + 0.430221i$	1-3
$e_3 \approx -1.17922 + 0.934455i,$	$h_3 \approx 1.60505 - 0.430221i$	1-3
$e_4 \approx -0.431732 - 2.20256i,$	$h_4 \approx 0.309255 - 1.83532i$	2-3
$e_5 \approx -0.431732 + 2.20256i,$	$h_5 \approx 0.309255 + 1.83532i$	1-2
$e_6 \approx 0.499118 - 1.57527i,$	$h_6 \approx -1.80047 + 1.31135i$	1-2
$e_7 \approx 0.499118 + 1.57527i,$	$h_7 \approx -1.80047 - 1.31135i$	2-3
$e_8 \approx 0.812986,$	$h_8 \approx -2.42959$	2-3

In the last column the corresponding pair ‘ a - b ’ is indicated.

Fig. 7(a) displays positions of e_i , and the contours where solutions y_a , $a = 1, 2, 3$, have discontinuity. The contour $\Upsilon_+ = \{x \mid \arg v_+(x) = 0\}$ is marked in green. Over

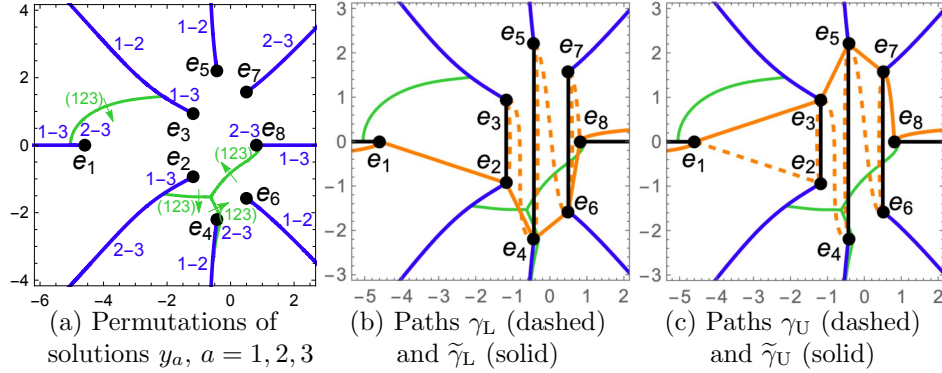


FIGURE 7. Contours Γ (blue), Υ_+ (green), cuts (black), and a path (orange).

Υ_+ all three solutions connect in pairs. Each segment of Υ_+ is labeled by the cyclic permutation (123), and an arrow shows in which direction this permutation occurs.

The contour $\Gamma = \{x \mid \arg \Delta(x) = 0\}$ is marked in blue. Each segment Γ_i of Γ starts at e_i and ends at infinity. Let $h_i = y_a(e_i) = y_b(e_i)$, then Γ_i is labeled by ‘ a - b ’ in the vicinity of e_i . If Υ_+ intersects Γ_i at point d_i , then the segment of Γ_i between d_i and infinity is labeled by ‘ b - c ’ such that $y_b(x) = y_c(x)$ for all x on this segment. Fig. 7(a) is in accordance with the density plots of $\arg y_a$, $a = 1, 2, 3$, shown on fig. 8.

Cuts connect pairs of points: B_2 and B_3 on sheets with solutions y_1 and y_3 , B_4 and B_5 on sheets with solutions y_1 and y_2 in the vicinity of B_5 which change

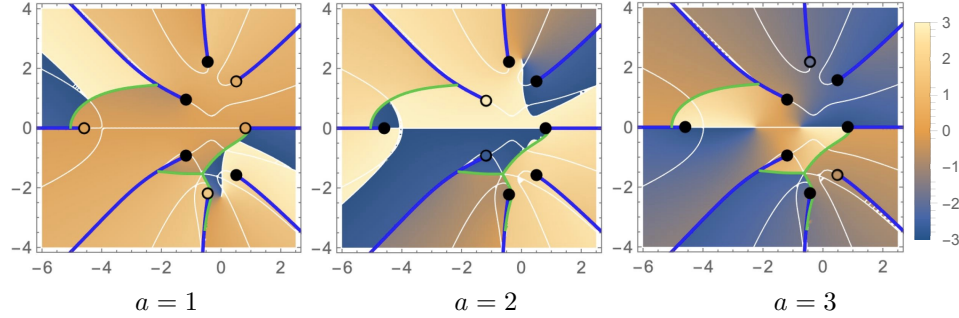


FIGURE 8. Density plot of $\arg y_a$, contours Γ (blue), Υ_+ (green).

consequently into the pair 1–3 and then 2–3 when approaching B_4 , B_6 and B_7 on sheets with solutions y_2 and y_3 in the vicinity of B_7 which change into the pair 1–2 when approaching B_6 . One more cut goes from B_8 to infinity, and then to B_1 . In the vicinity of B_8 solutions y_2 and y_3 connect, which change into the pair 1–3 in the vicinity of infinity, and then into 2–3 in the vicinity of B_1 .

Let a continuous path γ_L through all branch points be

$$\begin{aligned} &(-\infty, e_1] \cup [e_1, e_2] \cup [e_2, e_3] \cup [e_3, e_4] \cup [e_4, e_5] \\ &\cup [e_5, e_6] \cup [e_6, e_7] \cup [e_7, e_8] \cup [e_8, \infty), \end{aligned}$$

as shown on fig. 7(b) in orange. The path is polygonal, and goes below points e_i and cuts, and so rounds cuts counter-clockwise. The path γ_L is marked by dashed lines between e_2 and e_8 , and continuously deformed into a simpler path $\tilde{\gamma}_L$, which is marked by solid lines, and goes below points e_2 , e_4 , e_6 .

On fig. 7(c) an alternative path γ_U through all branch points is presented, marked by dashed lines between e_1 and e_7 . The path γ_U goes from the right to the left above points e_i and cuts, so the latter are rounded counter-clockwise. γ_U is continuously deformed into a simpler path $\tilde{\gamma}_U$, which is marked by solid lines, and goes above points e_3 , e_5 , e_7 .

In what follows we work with the path γ_L , which mark sheets as follows

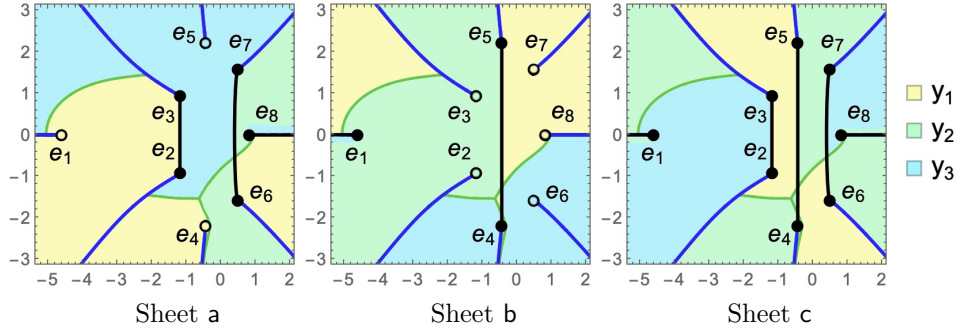
$$(55) \quad \begin{aligned} &\{a_{0,1}, a_{1,2}, a_{2,3}, a_{3,4}, a_{4,5}, a_{5,6}, a_{6,7}, a_{7,8}, a_{8,0}\} = \\ \text{Sheet a: } &\{ 1, 1, 3, 3-1, 1-2-3, 3-2, 1-2, 2, 3 \}, \\ &\{b_{0,1}, b_{1,2}, b_{2,3}, b_{3,4}, b_{4,5}, b_{5,6}, b_{6,7}, b_{7,8}, b_{8,0}\} = \\ \text{Sheet b: } &\{ 2, 2, 2, 2-3, 2-3-1, 1-3, 3-1, 1, 1 \}, \\ &\{c_{0,1}, c_{1,2}, c_{2,3}, c_{3,4}, c_{4,5}, c_{5,6}, c_{6,7}, c_{7,8}, c_{8,0}\} = \\ \text{Sheet c: } &\{ 3, 3, 1, 1-2, 3-1-2, 2-1, 2-3, 3, 2 \}. \end{aligned}$$

Connection of solutions y_1 , y_2 , y_3 on each sheet is shown on fig. 9.

One can see that the cuts $[B_2, B_3]$, and $[B_6, B_7]$ connect Sheets a and c, and the cut $[B_4, B_5]$ connects Sheets b and c. The cut $[B_8, \infty) \cup (\infty, B_1]$ connects Sheets a and c on segment $[e_8, \infty)$, and Sheets b and c on $(\infty, e_1]$.

One can round infinity clockwise when moving along the path $\tilde{\gamma}_L$ from the left to the right and then along the path $\tilde{\gamma}_U$ from the right to the left. This is a circle around infinity on the Riemann sphere. Now we lift this circle to the curve.

Let start path $\tilde{\gamma}_L^c$ at B_1 on Sheet c, and reach B_8 , $\tilde{\gamma}_L^c$ is a lift of $\tilde{\gamma}_L$. The analytic continuation of y_3 is y_2 on the other side of Γ_8 in the vicinity of e_8 , and so we

FIGURE 9. Connection of solutions y_1, y_2, y_3 on each sheet.

enter the cut and emerge on Sheet a, where segment $[e_8, \infty + i\epsilon)$ is governed by y_2 . Here we start path $\tilde{\gamma}_U^a$ on Sheet a, and reach the point $(e_1, y_1(e_1))$, $\tilde{\gamma}_U^a$ is a lift of $\tilde{\gamma}_U$. Thus, one full turn around infinity, denoted by $\tilde{\gamma}_{\infty}^{c-a}$, is completed. We continue to move along path $\tilde{\gamma}_L^a$ on Sheet a, and reach B_8 . Solution y_2 connects to y_3 on the other side of Γ_8 in the vicinity of e_8 . So, we move from Sheet a to Sheet c, where segment $[e_8, \infty + i\epsilon)$ is governed by y_3 . Then we go along path $\tilde{\gamma}_U^c$ on Sheet c and reach B_1 . At this point the second turn around infinity, denoted by $\tilde{\gamma}_{\infty}^{a-c}$, is completed. In the vicinity of e_1 solution y_3 on Sheet c connects to y_2 on Sheet b. So we enter the cut and emerge on Sheet b, then move along path $\tilde{\gamma}_L^b$ on Sheet b, and reach the point $(e_8, y_1(e_8))$. We continue to move along path $\tilde{\gamma}_U^b$ on Sheet b, and reach B_1 . The third turn around infinity, denoted by $\tilde{\gamma}_{\infty}^{b-b}$, is completed by arrival to the initial point. This path around infinity $\tilde{\gamma}_{3\infty} \equiv \tilde{\gamma}_{\infty}^{c-a} \cup \tilde{\gamma}_{\infty}^{a-c} \cup \tilde{\gamma}_{\infty}^{b-b}$ can be used to reach an arbitrary point on the curve.

In fact, $a_{8,0}, c_{8,0}$ in the sequences (55) do not belong to the sheets where they are listed. But the indicated paths, closed by a counter-clockwise semi-circle around infinity on each sheet, are homotopic to zero. Correspondingly, the sum of first kind integrals along each path vanishes. Along $\tilde{\gamma}_L$ the following relations are obtained

$$(56) \quad \begin{aligned} \mathcal{A}_{0-,1}^{[1]} + \mathcal{A}_{1,2}^{[1]} + \mathcal{A}_{2,4}^{[3-1]} + \mathcal{A}_{4,6}^{[1-2]} + \mathcal{A}_{6,8}^{[1-2]} + \mathcal{A}_{8,0+}^{[3]} &= 0, \\ \mathcal{A}_{0-,1}^{[2]} + \mathcal{A}_{1,2}^{[2]} + \mathcal{A}_{2,4}^{[2-3]} + \mathcal{A}_{4,6}^{[2-3]} + \mathcal{A}_{6,8}^{[3-1]} + \mathcal{A}_{8,0+}^{[1]} &= 0, \\ \mathcal{A}_{0-,1}^{[3]} + \mathcal{A}_{1,2}^{[3]} + \mathcal{A}_{2,4}^{[1-2]} + \mathcal{A}_{4,6}^{[3-1]} + \mathcal{A}_{6,8}^{[2-3]} + \mathcal{A}_{8,0+}^{[2]} &= 0, \end{aligned}$$

where $0- (0+)$ stands for $-\infty - i\epsilon (\infty + i\epsilon)$, and the superscript of $\mathcal{A}_{i,j}^{[a-b]}$ indicates that over the segment $[e_i, e_j]$ solution y_a changes into y_b . Note, the last relation follows from the first two, due to $\mathcal{A}_{i,j}^{[a,i,j]} + \mathcal{A}_{i,j}^{[b,i,j]} + \mathcal{A}_{i,j}^{[c,i,j]} = 0$, where $a_{i,j}, b_{i,j}$, and $c_{i,j}$ are three superscripts on Sheets a, b, and c, correspondingly.

Let the path $\tilde{\gamma}_U$, starting from $\infty + i\epsilon$ and ending in $-\infty - i\epsilon$, be closed by a counter-clockwise semi-circle around infinity. On each sheet this path is homotopic to zero, and so produces another set of relations:

$$(57) \quad \begin{aligned} \mathcal{A}_{0+,8}^{[3]} + \mathcal{A}_{8,7}^{[2]} + \mathcal{A}_{7,5}^{[3]} + \mathcal{A}_{5,3}^{[3]} + \mathcal{A}_{3,1}^{[1]} + \mathcal{A}_{1,0-}^{[1]} &= 0, \\ \mathcal{A}_{0+,8}^{[2]} + \mathcal{A}_{8,7}^{[3]} + \mathcal{A}_{7,5}^{[2]} + \mathcal{A}_{5,3}^{[1]} + \mathcal{A}_{1,3}^{[3]} + \mathcal{A}_{1,0-}^{[2]} &= 0, \\ \mathcal{A}_{0+,8}^{[1]} + \mathcal{A}_{8,7}^{[1]} + \mathcal{A}_{7,5}^{[1]} + \mathcal{A}_{5,3}^{[2]} + \mathcal{A}_{3,1}^{[2]} + \mathcal{A}_{1,0-}^{[3]} &= 0. \end{aligned}$$

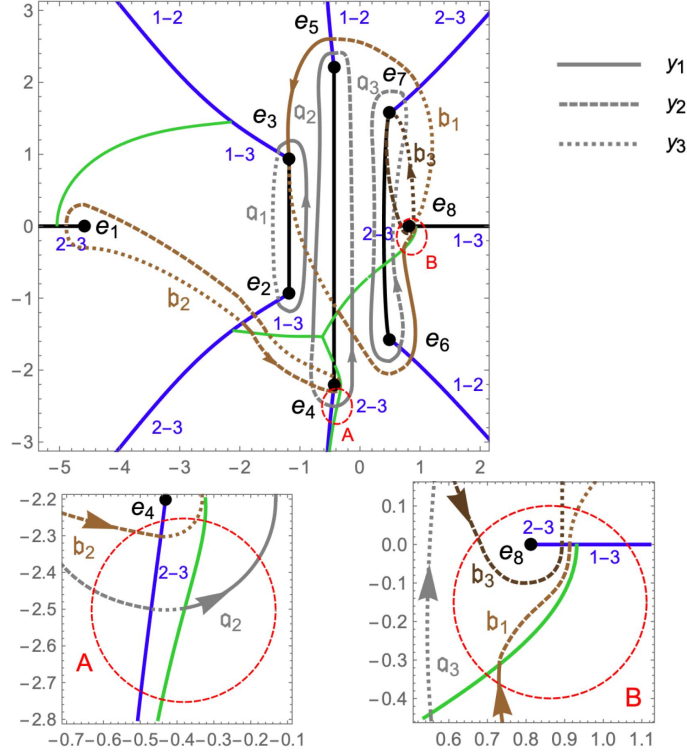


FIGURE 10. Canonical homology basis.

Note, that all branch points can be reached on Sheet c , as well as all cuts. Let α -cycles be located on Sheet c , encircling the three finite cuts. Let b_i -cycle emerge from the cut $[B_8, \infty) \cup (\infty, B_1]$, and enter the cut encircled by α_i -cycle, see fig. 10. Therefore, b_1 and b_3 go through Sheets c and a , then b_2 through Sheets c and b . Periods are calculated as follows

$$\begin{aligned}
 \omega_1 &= \mathcal{A}_{2,3}^{[1]} + \mathcal{A}_{3,2}^{[3]}, \\
 \omega_2 &= \mathcal{A}_{4,5}^{[3-1-2]} + \mathcal{A}_{5,4}^{[1-3-2]} = \mathcal{A}_{4,6}^{[3-1]} + \mathcal{A}_{6,5}^{[1-2]} + \mathcal{A}_{5,2}^{[1]} + \mathcal{A}_{2,4}^{[1-2]}, \\
 \omega_3 &= \mathcal{A}_{6,7}^{[2-3]} + \mathcal{A}_{7,6}^{[2-1]}, \\
 \omega'_1 &= \mathcal{A}_{8,7}^{[3]} + \mathcal{A}_{7,5}^{[2]} + \mathcal{A}_{5,3}^{[1]} + \mathcal{A}_{3,6}^{[3-2]} + \mathcal{A}_{6,8}^{[1-2]}, \\
 \omega'_2 &= \mathcal{A}_{1,2}^{[3]} + \mathcal{A}_{2,4}^{[1-2]} + \mathcal{A}_{4,2}^{[3-2]} + \mathcal{A}_{2,1}^{[2]}, \\
 \omega'_3 &= \mathcal{A}_{8,7}^{[3]} + \mathcal{A}_{7,8}^{[2]}.
 \end{aligned}$$

Computation gives the following not normalized period matrices

$$\omega \approx \begin{pmatrix} -0.646716i & 1.367235i & -1.406214i \\ 0.557691i & 0.662524i & 0.237700i \\ -0.425220i & -0.085658i & 0.761823i \end{pmatrix},$$

$$\omega' \approx \begin{pmatrix} 1.114221 + 0.360259\iota & -0.838244 + 0.360259\iota & 0.830310 - 0.703107\iota \\ -0.888801 + 0.610108\iota & -0.725076 + 0.610108\iota & -0.483530 + 0.118850\iota \\ 0.212490 - 0.255439\iota & 0.017209 - 0.255439\iota & -0.244951 + 0.380911\iota \end{pmatrix},$$

and the normalized period matrix from the Siegel upper half-space

$$\tau \approx \begin{pmatrix} 0.5 + 1.204054\iota & 0.5 + 0.179707\iota & 0.413339\iota \\ 0.5 + 0.179707\iota & 0.5 + 0.879769\iota & 0.176635\iota \\ 0.413339\iota & 0.176635\iota & 0.5 + 0.572103\iota \end{pmatrix}.$$

Second kind period matrices are

$$\eta \approx \begin{pmatrix} -0.541959\iota & -0.385425\iota & -0.722057\iota \\ 1.52536\iota & -0.88414\iota & 0.484784\iota \\ 0.975636\iota & -1.01088\iota & -2.65892\iota \end{pmatrix},$$

$$\eta' \approx \begin{pmatrix} -1.357307 - 0.463692\iota & 2.945439 - 0.463692\iota & -0.354124 - 0.361028\iota \\ 2.292766 + 0.320609\iota & 5.356432 + 0.320609\iota & 2.131611 + 0.242392\iota \\ -5.584050 - 0.017623\iota & 4.038588 - 0.017623\iota & 6.689080 - 1.329459\iota \end{pmatrix},$$

and the symmetric matrix is

$$\varkappa \approx \begin{pmatrix} 0.180731 & -0.994032 & -0.304044 \\ -0.994032 & 0.540116 & -1.367017 \\ -0.304044 & -1.367017 & -3.624898 \end{pmatrix}.$$

All computations are done in Wolfram Mathematica 12, by means of the function `NIntegrate`. With a `WorkingPrecision` of 18, the relations (56) hold with an accuracy of 10^{-15} , as well as the symmetric property of τ . The symmetric property of \varkappa is satisfied up to 13 decimal digits.

6. COMPUTATION OF \wp -FUNCTIONS ON A TRIGONAL CURVE

Similar to the hyperelliptic case, the Abel image $\mathcal{A}(D)$ of a given divisor D is computed directly by the formula (35), then \wp -functions are calculated at $u = \mathcal{A}(D)$ by means of (12). The solution (16) or (17) of the Jacobi inversion problem is used for verification.

6.1. Vector of Riemann constants. The accurate definition of \wp -functions requires the characteristic $[K]$ of the vector of Riemann constants K . This characteristic is half-integer, due to the relation $2K \sim \bar{\mathcal{A}}(C)$, which means that $2K$ is congruent to the Abel image of the canonical divisor C on the curve, and the latter is congruent to zero. Recall, that $\bar{\mathcal{A}}$ denotes the Abel map computed with normalized differentials. Moreover,

Theorem 4. *The theta function with characteristic $[K]$, as a function of not normalized coordinates u , possesses the maximal order \mathfrak{d} of vanishing at $u = 0$, that is*

$$\frac{\partial^{\mathfrak{d}-1}\theta[K](\omega^{-1}u)}{\partial u_1^{\mathfrak{d}-1}} = 0, \quad \frac{\partial^{\mathfrak{d}}\theta[K](\omega^{-1}u)}{\partial u_1^{\mathfrak{d}}} \neq 0,$$

where $\mathfrak{d} = (3\mathfrak{m} + 2)\mathfrak{m}$ on a $(3, 3\mathfrak{m} + 1)$ -curve, and $\mathfrak{d} = (3\mathfrak{m} + 4)\mathfrak{m}$ on a $(3, 3\mathfrak{m} + 2)$ -curve; the order \mathfrak{d} is computed with respect to the Sato weight.

Proof. By (8) the theta function with characteristic $[K]$ is connected to the sigma function, which means the both functions behave similarly at the origin $u = 0$ of the Jaconian variety. From [9] we know the Sato weight of the σ -function:

$$\text{wgt } \sigma = -\frac{1}{24}(n^2 - 1)(s^2 - 1).$$

The negative Sato weight shows the weighted order of vanishing at $u = 0$, that is $\mathfrak{d} = -\text{wgt } \sigma$. By direct computations, one can find, that $\text{wgt } \sigma = (3\mathfrak{m} + 2)\mathfrak{m}$ on a $(3, 3\mathfrak{m} + 1)$ -curve, and $\text{wgt } \sigma = (3\mathfrak{m} + 4)\mathfrak{m}$ on a $(3, 3\mathfrak{m} + 2)$ -curve. \square

Corollary 1. *If the weighted order \mathfrak{p} of a derivative of $\theta[K](\omega^{-1}u)$ with respect to u is less than \mathfrak{d} , then the derivative vanishes.*

Proof. The weighted order of a derivative with respect to $u = (u_{\mathfrak{w}_1}, \dots, u_{\mathfrak{w}_g})^t$ is defined as follows

$$\mathfrak{p} = \text{ord} \frac{\partial^{p_{\mathfrak{w}_1} + \dots + p_{\mathfrak{w}_g}}}{\partial u_{\mathfrak{w}_1}^{p_{\mathfrak{w}_1}} \dots \partial u_{\mathfrak{w}_g}^{p_{\mathfrak{w}_g}}} = \sum_{i=1}^g \mathfrak{w}_i p_{\mathfrak{w}_i}.$$

All derivatives of σ such that $\mathfrak{p} < \mathfrak{d}$ vanish at $u = 0$. \square

From the relation $[K] = [\frac{1}{2}\bar{\mathcal{A}}(C)]$ the location of the base point for computation can be found. In general, the base point is located at infinity. Unlike the hyperelliptic case, a path from ∞ to a point can not be started on any sheet, but on a fixed one.

Let $D = \sum_{i=1}^n P_i$ be a positive non-special divisor on a trigonal curve, which means: $\deg D = n \geq g$, and D does not contain any three points connected by involution on the curve. The Abel image of each point P_i is computed with the standard not normalized holomorphic differentials (47). A path to P_i is constructed as explained below.

Let $P_i = (x_i, y_i)$, $y_i = y_a(x_i)$, and from a the Sheet n where P_i is located can be identified. Let $Q_i = (e_i, y_a(e_i))$, where e_i is the x -coordinate of a branch point B_i , be in the vicinity to P_i on the same Sheet n . A path to P_i starts at $-\infty - i\epsilon$ on the fixed sheet, and goes to Q_i on Sheet n . Then the segment $[Q_i, P_i]$ on Sheet n is added to this path. Along the path to P_i the Abel image $\mathcal{A}(P_i)$ is computed.

Below, computation of \wp -functions is illustrated by examples. We consider divisors of degree equal to the genus g of the curve, so the Jacobi inversion problem is used for verification. The entire rational functions \mathcal{R}_{2g} and \mathcal{R}_{2g+1} , which define the solution (16), or (17), on a trigonal curve are obtained from a given divisor directly. Then coefficients are compared with ones obtained from the computed \wp -functions.

6.2. Example 3a. On the curve (51), with the homology basis chosen as shown on fig. 10, the vector of Riemann constants has the characteristic

$$(58) \quad [K] = \begin{pmatrix} 1 & 0 & 1 \\ 0 & 1 & 1 \end{pmatrix},$$

and $\theta[K]$ vanishes to the weighted order 5 at $u = 0$.

Recall that all branch points are located on Sheet c . Let paths to all these points start at $-\infty - i\epsilon$ on Sheet c , and reach branch points in the shortest way. Then

$$(59) \quad \omega\bar{\mathcal{A}}(C) = \mathcal{A}_{0-,1}^{[3]} + (\mathcal{A}_{0-,1}^{[3]} + \mathcal{A}_{1,2}^{[3]}) + (\mathcal{A}_{0-,1}^{[3]} + \mathcal{A}_{1,2}^{[3]} + \mathcal{A}_{2,3}^{[1]}) \\ + (\mathcal{A}_{0-,1}^{[3]} + \mathcal{A}_{1,2}^{[3]} + \mathcal{A}_{2,4}^{[1-2]}) + (\mathcal{A}_{0-,1}^{[3]} + \mathcal{A}_{1,2}^{[3]} + \mathcal{A}_{2,4}^{[1-2]} + \mathcal{A}_{4,6}^{[3-1]} + \mathcal{A}_{6,5}^{[1-2]}) \\ + (\mathcal{A}_{0-,1}^{[3]} + \mathcal{A}_{1,2}^{[3]} + \mathcal{A}_{2,4}^{[1-2]} + \mathcal{A}_{4,6}^{[3-1]})$$

$$\begin{aligned}
& + (\mathcal{A}_{0,-,1}^{[3]} + \mathcal{A}_{1,2}^{[3]} + \mathcal{A}_{2,4}^{[1-2]} + \mathcal{A}_{4,6}^{[3-1]} + \mathcal{A}_{6,7}^{[2-3]}) \\
& + (\mathcal{A}_{0,-,1}^{[3]} + \mathcal{A}_{1,2}^{[3]} + \mathcal{A}_{2,4}^{[1-2]} + \mathcal{A}_{4,6}^{[3-1]} + \mathcal{A}_{6,8}^{[2-3]}) \approx \begin{pmatrix} 3.5 + 1.976806\iota \\ -1.5 + 2.115880\iota \\ 1.5 + 1.338712\iota \end{pmatrix},
\end{aligned}$$

and in terms of columns of the normalized periods $(1_3, \tau)$:

$$(\bar{\mathcal{A}}(C))_j = \tau_{j,1} + 2\tau_{j,2} + \tau_{j,3} + 2\delta_{j,1} - 3\delta_{j,2} + \delta_{j,3},$$

where $\delta_{i,j}$ denotes the Kronecker delta. Evidently, $\frac{1}{2}\mathcal{A}(C)$ obtained from (59) gives a correct value of the vector of Riemann constants, since its characteristic coincides with (58). Therefore, we fix the computational base-point at $-\infty - \iota\epsilon$ on Sheet **c**, and this point will be used in computations instead of ∞ .

Let a given divisor be $D = \sum_{i=1}^3 P_i$ with

$$\begin{aligned}
P_1 &= (e_3 - 0.5 - 0.5\iota, y_1(e_3 - 0.5 - 0.5\iota)) \\
&\approx (-1.679223 + 0.434455\iota, 3.431176 - 0.582699\iota), \\
P_2 &= (e_5 + 0.5 - 1.5\iota, y_1(e_5 + 0.5 - 1.5\iota)) \\
(60) \quad &\approx (0.068268 + 0.702564\iota, 3.555003 + 0.889027\iota), \\
P_3 &= (e_6 + 1, y_1(e_6 + 1)) \\
&\approx (1.499118 - 1.575269\iota, -4.191263 + 1.058317\iota).
\end{aligned}$$

The points P_1 and P_3 are located on Sheet **a**, and P_2 on Sheet **b**. A path to each

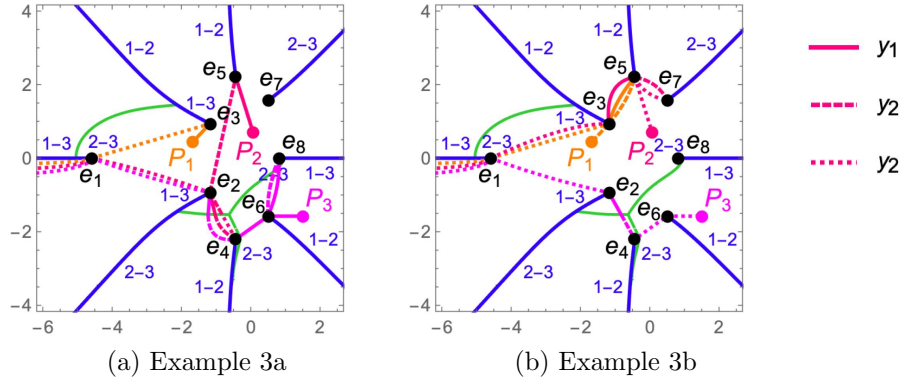


FIGURE 11. Paths to points of divisor D .

point starts at $-\infty - \iota\epsilon$ on Sheet **c**. Let P_1 on Sheet **a** be reached through the cut $[B_2, B_3]$, then P_2 on Sheet **b** through the cut $[B_4, B_5]$, and P_3 on Sheet **a** through the cut $[B_8, \infty) \cup (\infty, B_1]$, see fig. 11(a). Actually,

$$\begin{aligned}
\mathcal{A}(P_1) &= \mathcal{A}_{0,-,1}^{[3]} + \mathcal{A}_{1,3}^{[3]} + \int_{e_3}^{P_1} du^{[1]}, \\
\mathcal{A}(P_2) &= \mathcal{A}_{0,-,1}^{[3]} + \mathcal{A}_{1,2}^{[3]} + \mathcal{A}_{2,4}^{[1-2]} + \mathcal{A}_{4,2}^{[3-2]} + \mathcal{A}_{2,5}^{[2]} + \int_{e_5}^{P_2} du^{[1]}, \\
\mathcal{A}(P_3) &= \mathcal{A}_{0,-,1}^{[3]} + \mathcal{A}_{1,2}^{[3]} + \mathcal{A}_{2,4}^{[1-2]} + \mathcal{A}_{4,6}^{[3-1]} + \int_{e_6}^{P_3} du^{[1]},
\end{aligned}$$

where $du^{[a]}$ means that $y = y_a(x)$. The Abel image of D is

$$(61) \quad u(D) = \sum_{i=1}^3 \mathcal{A}(P_i) \approx \begin{pmatrix} -0.270333 - 1.612257\iota \\ -1.116879 + 0.562199\iota \\ 0.258194 + 0.268653\iota \end{pmatrix}.$$

By means of (12) we compute

$$(62) \quad \begin{aligned} \wp_{1,1}(u(D)) &\approx 0.059654 + 1.020925\iota, \\ \wp_{1,2}(u(D)) &\approx -0.793416 + 0.889005\iota, \\ \wp_{1,5}(u(D)) &\approx 0.885372 - 3.089764\iota, \\ \wp_{2,2}(u(D)) &\approx -0.269700 + 1.472739\iota, \\ \wp_{2,5}(u(D)) &\approx -3.501466 + 10.538856\iota, \\ \wp_{1,1,1}(u(D)) &\approx -2.156576 + 3.543516\iota, \\ \wp_{1,1,2}(u(D)) &\approx -3.595029 + 2.840859\iota, \\ \wp_{1,1,5}(u(D)) &\approx 5.656516 - 0.559812\iota. \end{aligned}$$

Alternatively, a part of the path $\tilde{\gamma}_{3\infty}$ around infinity can be used to reach each point on its sheet avoiding cuts. Denote

$$\begin{aligned} \mathcal{A}(\tilde{\gamma}_L^c) &= \mathcal{A}_{1,2}^{[3]} + \mathcal{A}_{2,4}^{[1-2]} + \mathcal{A}_{4,6}^{[3-1]} + \mathcal{A}_{6,8}^{[2-3]}, \\ \mathcal{A}(\tilde{\gamma}_L^a) &= \mathcal{A}_{1,2}^{[1]} + \mathcal{A}_{2,4}^{[3-1]} + \mathcal{A}_{4,6}^{[1-2]} + \mathcal{A}_{6,8}^{[1-2]}, \\ \mathcal{A}(\tilde{\gamma}_L^b) &= \mathcal{A}_{1,2}^{[2]} + \mathcal{A}_{2,4}^{[2-3]} + \mathcal{A}_{4,6}^{[2-3]} + \mathcal{A}_{6,8}^{[3-1]}, \\ \mathcal{A}(\tilde{\gamma}_U^a) &= \mathcal{A}_{8,7}^{[2]} + \mathcal{A}_{7,5}^{[3]} + \mathcal{A}_{5,3}^{[3]} + \mathcal{A}_{3,1}^{[1]}, \\ \mathcal{A}(\tilde{\gamma}_U^c) &= \mathcal{A}_{8,7}^{[1]} + \mathcal{A}_{7,5}^{[1]} + \mathcal{A}_{5,3}^{[2]} + \mathcal{A}_{3,1}^{[2]}, \\ \mathcal{A}(\tilde{\gamma}_U^b) &= \mathcal{A}_{8,7}^{[3]} + \mathcal{A}_{7,5}^{[2]} + \mathcal{A}_{5,3}^{[1]} + \mathcal{A}_{1,3}^{[3]}, \end{aligned}$$

cf. (56) and (57), then

$$\begin{aligned} \mathcal{A}(\tilde{\gamma}_\infty^{c-a}) &= \mathcal{A}(\tilde{\gamma}_L^c) + \mathcal{A}(\tilde{\gamma}_U^a), \\ \mathcal{A}(\tilde{\gamma}_\infty^{a-c}) &= \mathcal{A}(\tilde{\gamma}_L^a) + \mathcal{A}(\tilde{\gamma}_U^c), \\ \mathcal{A}(\tilde{\gamma}_\infty^{b-b}) &= \mathcal{A}(\tilde{\gamma}_L^b) + \mathcal{A}(\tilde{\gamma}_U^b). \end{aligned}$$

$\mathcal{A}(\tilde{\gamma}_L^c)$ can be used to reach the vicinity of B_8 on Sheet a, and $\mathcal{A}(\tilde{\gamma}_\infty^{c-a})$ to reach the vicinity of B_1 on Sheet a. By $\mathcal{A}(\tilde{\gamma}_\infty^{c-a}) + \mathcal{A}(\tilde{\gamma}_\infty^{a-c})$ Sheet b can be reached in the vicinity of B_1 , and by $\mathcal{A}(\tilde{\gamma}_\infty^{c-a}) + \mathcal{A}(\tilde{\gamma}_\infty^{a-c}) + \mathcal{A}(\tilde{\gamma}_L^b)$ the vicinity of B_8 on Sheet b. Then

$$\begin{aligned} \mathcal{A}(P_1) &= \mathcal{A}_{0-,1}^{[3]} + \mathcal{A}(\tilde{\gamma}_\infty^{c-a}) + \mathcal{A}_{1,3}^{[1]} + \int_{e_3}^{P_1} du^{[1]}, \\ \mathcal{A}(P_2) &= \mathcal{A}_{0-,1}^{[3]} + \mathcal{A}(\tilde{\gamma}_\infty^{c-a}) + \mathcal{A}(\tilde{\gamma}_\infty^{a-c}) + \mathcal{A}_{1,2}^{[2]} + \mathcal{A}_{2,4}^{[2-3]} + \mathcal{A}_{4,6}^{[2-3]} + \mathcal{A}_{6,5}^{[3-1]} + \int_{e_5}^{P_2} du^{[1]}, \\ \mathcal{A}(P_3) &= \mathcal{A}_{0-,1}^{[3]} + \mathcal{A}(\tilde{\gamma}_\infty^{c-a}) + \mathcal{A}_{1,2}^{[1]} + \mathcal{A}_{2,4}^{[3-1]} + \mathcal{A}_{4,6}^{[1-2]} + \int_{e_6}^{P_3} du^{[1]}, \end{aligned}$$

which produce an Abel image congruent to (61), namely

$$(63) \quad u(D) = \sum_{i=1}^3 \mathcal{A}(P_i) \approx \begin{pmatrix} -0.546310 + 0.440673i \\ 0.496998 - 0.233192i \\ 0.028495 - 0.067950i \end{pmatrix}.$$

Values of \wp -functions on (63) and (61) coincide with an accuracy of 10^{-13} .

A solution of the Jacobi inversion problem on a $(3, 4)$ -curve (51) is given by the system

$$(64a) \quad \mathcal{R}_6(x, y; u) = x^2 - y\wp_{1,1}(u) - x\wp_{1,2}(u) - \wp_{1,5}(u),$$

$$(64b) \quad \mathcal{R}_7(x, y; u) = 2xy + y(\wp_{1,1,1}(u) - \wp_{1,2}(u)) \\ + x(\wp_{1,1,2}(u) - \wp_{2,2}(u)) + (\wp_{1,1,5}(u) - \wp_{2,5}(u)),$$

whose divisor of zeros is a degree 3 positive divisor D_3 such that $u = \mathcal{A}(D_3)$.

On the other hand, the two entire rational functions \mathcal{R}_6 and \mathcal{R}_7 on a $(3, 4)$ -curve (51) can be constructed directly from coordinates of points of a degree 3 divisor $D_3 = \sum_{i=1}^3 (x_i, y_i)$. Namely,

$$(65) \quad \mathcal{R}_6(x, y; D_3) = \frac{\begin{vmatrix} 1 & x & y & x^2 \\ 1 & x_1 & y_1 & x_1^2 \\ 1 & x_2 & y_2 & x_2^2 \\ 1 & x_3 & y_3 & x_3^2 \end{vmatrix}}{\begin{vmatrix} 1 & x_1 & y_1 \\ 1 & x_2 & y_2 \\ 1 & x_3 & y_3 \end{vmatrix}}, \quad \mathcal{R}_7(x, y; D_3) = \frac{\begin{vmatrix} 1 & x & y & xy \\ 1 & x_1 & y_1 & x_1 y_1 \\ 1 & x_2 & y_2 & x_2 y_2 \\ 1 & x_3 & y_3 & x_3 y_3 \end{vmatrix}}{\begin{vmatrix} 1 & x_1 & y_1 \\ 1 & x_2 & y_2 \\ 1 & x_3 & y_3 \end{vmatrix}}.$$

On the given divisor D defined by (60) we obtain

$$\mathcal{R}_8(x, y; D) = x^2 - (0.059654 + 1.020925i)y \\ + (0.793416 - 0.889005i)x - 0.885372 + 3.089764i,$$

$$\mathcal{R}_9(x, y; D) = 2xy - (1.363160 - 2.654511i)y \\ - (3.325329 - 1.368120i)x + 9.157983 - 11.098669i.$$

Coefficients of these two functions coincide with those expressed in terms of \wp -functions (62) within an accuracy of 10^{-13} .

6.3. Example 3b. Let D be slightly modified by choosing points with the same x -coordinates, but located on different sheets, namely

$$(67) \quad P_1 = (e_3 - 0.5 - 0.5i, y_2(e_3 - 0.5 - 0.5i)) \\ \approx (-1.679223 + 0.434455i, -3.855009 + 0.446784i), \\ P_2 = (e_5 + 0.5 - 1.5i, y_3(e_5 + 0.5 - 1.5i)) \\ \approx (0.068268 + 0.702564i, -0.916997 - 0.935049i), \\ P_3 = (e_6 + 1, y_3(e_6 + 1)) \\ \approx (1.499118 - 1.575269i, 5.701625 - 3.318255i).$$

The points P_1 and P_3 are located on Sheet **b**, and P_2 on Sheet **a**. Let P_1 and P_3 on Sheet **b** be reached through the cut $[B_4, B_5]$, and P_2 on Sheet **a** through the cut $[B_6, B_7]$, see fig. 11(b). Actually,

$$\mathcal{A}(P_1) = \mathcal{A}_{0-,1}^{[3]} + \mathcal{A}_{1,3}^{[3]} + \mathcal{A}_{3,5}^{[1]} + \mathcal{A}_{5,3}^{[2]} + \int_{e_3}^{P_1} du^{[2]},$$

$$\begin{aligned}\mathcal{A}(P_2) &= \mathcal{A}_{0-,1}^{[3]} + \mathcal{A}_{1,3}^{[3]} + \mathcal{A}_{3,5}^{[1]} + \mathcal{A}_{5,7}^{[2]} + \mathcal{A}_{7,5}^{[3]} + \int_{e_5}^{P_2} du^{[3]}, \\ \mathcal{A}(P_3) &= \mathcal{A}_{0-,1}^{[3]} + \mathcal{A}_{1,2}^{[3]} + \mathcal{A}_{2,4}^{[1-2]} + \mathcal{A}_{4,6}^{[2-3]} + \int_{e_6}^{P_3} du^{[3]},\end{aligned}$$

The Abel image of D is

$$(68) \quad u(D) = \sum_{i=1}^3 \mathcal{A}(P_i) \approx \begin{pmatrix} -0.421105 - 2.303962\iota \\ -1.319230 - 1.997581\iota \\ -0.176345 + 0.125109\iota \end{pmatrix},$$

and \wp -functions acquire the following values

$$(69) \quad \begin{aligned}\wp_{1,1}(u(D)) &\approx -0.497171 - 1.306218\iota, \\ \wp_{1,2}(u(D)) &\approx 0.485105 + 2.618402\iota, \\ \wp_{1,5}(u(D)) &\approx 2.083016 - 2.086324\iota, \\ \wp_{2,2}(u(D)) &\approx -2.356414 + 10.869587\iota, \\ \wp_{2,5}(u(D)) &\approx 15.590831 + 2.902800\iota, \\ \wp_{1,1,1}(u(D)) &\approx 1.678988 + 8.731706\iota, \\ \wp_{1,1,2}(u(D)) &\approx -4.377331 - 0.119524\iota, \\ \wp_{1,1,5}(u(D)) &\approx 2.198126 + 13.211222\iota.\end{aligned}$$

The given divisor D is a solution of the system (64) with coefficients computed from (69).

On the other hand, the same system is obtained by (65) from coordinates of points of a degree 3 divisor D_3 . With the given divisor D defined by (67), we have

$$\begin{aligned}\mathcal{R}_8(x, y; D) &= x^2 + (0.497171 + 1.306218\iota)y \\ &\quad - (0.485105 + 2.618402\iota)x - 2.083016 + 2.086324\iota, \\ \mathcal{R}_9(x, y; D) &= 2xy + (1.193883 + 6.113304\iota)y \\ &\quad - (2.020917 + 10.989112\iota)x - 13.392705 + 10.308422\iota.\end{aligned}$$

Coefficients of these two functions coincide with those expressed in terms of \wp -functions (69) within an accuracy of 10^{-9} .

7. ACKNOWLEDGMENTS

The present paper was inspired by S. Matsutani, who expressed an active interest into analytical computation of \wp -functions in Mathematica.

REFERENCES

- [1] Agostini D., Chua L., Computing theta functions with Julia, *Journal of Software for Algebra and Geometry* **11** (2021), pp. 41–51
- [2] Baker H.F., *Abelian functions: Abel's theorem and the allied theory of theta functions*, Cambridge, University press, Cambridge, 1897.
- [3] Baker H.F., *Multiply periodic functions*, Cambridge Univ. Press, Cambridge, 1907.
- [4] Belokolos E. D., Bobenko A. I., Enolski V. Z., Its A. R., Matveev. V.B., *Algebro-geometric approach to nonlinear integrable equations.*, Springer-Verhag, 1994
- [5] Bernatska J., General derivative Thomae formula for singular half-periods, *Lett. Math. Phys.* (2020), arXiv:1904.09333 [math.AG]

- [6] Bernatska J., Reality conditions for the KdV equation and exact quasi-periodic solutions in finite phase spaces, preprint, arXiv:2312.10859.
- [7] Bernatska J., Leykin D. Solution of the Jacobi inversion problem on non-hyperelliptic curves, *Lett. Math. Phys.* **113** 110 (2023); arXiv:2212.14492
- [8] Bolza O. Ueber die Reduction hyperelliptischer Integrale erster Ordnung und erster Gattung auf elliptische durch eine Transformation vierten Grades, *Math. Ann.* **28**:3 (1887) pp. 447–456.
- [9] Buchstaber V. M., Enolskii V. Z., Leykin D. V., *Rational analogs of abelian functions*, *Functional Analysis and Its Applications*, **33**:2 (1999) pp. 83–94.
- [10] Buchstaber V. M., Enolskii V. Z., and Leykin D. V., *Hyperelliptic Kleinian Functions and Applications*, preprint ESI 380 (1996), Vienna
- [11] Buchstaber V. M., Enolskii V. Z., Leykin D. V., Uniformization of Jacobi varieties of trigonal curves and nonlinear differential equations, *Functional Analysis and Its Applications* **34** (2000) pp. 159–171
- [12] Deconinck B., van Hoeij M., Computing Riemann matrices of algebraic curves, *Physica D* **152–153** (2001), pp. 28–46
- [13] Deconinck B., Patterson M. S., Computing with plane algebraic curves and Riemann surfaces: The algorithms of the Maple package “Algcurves” in *Computational approach to Riemann surfaces* (Lect. Notes Math. Vol. 2013), eds. Bobenko A. I., Klein C., Berlin: Springer, 2011,
- [14] Dubrovin B. A., Theta functions and non-linear equations, *Russ. Math. Surv.* **36**:2 (1981), pp. 11–80
- [15] Enolski V.Z., Richter P.H. Periods of hyperelliptic integrals expressed in terms of θ -constants by means of Thomae formulae. *Phil. Trans. London Math. Soc. A* (2008), **366**, pp.1005–1024
- [16] Fay J. D., *Theta functions on Riemann surfaces*, *Lectures Notes in Mathematics* (Berlin), vol. 352, Springer, 1973.
- [17] Frauendiener J., Klein C., Hyperelliptic theta-functions and spectral methods, *Journal of Computational and Applied Mathematics* **167** (2004), pp.193–218.
- [18] Frauendiener J., Klein C., Hyperelliptic theta-functions and spectral methods: KdV and KP solutions, *Lett. Math. Phys.* **76**, (2006) pp. 249–267.
- [19] Kalla C., Klein C., On the numerical evaluation of algebro-geometric solutions to integrable equations, *Nonlinearity*, **25** (2012), pp. 569–596.
- [20] Matsutani S., Previato E., An algebro-geometric model for the shape of supercoiled DNA, *Physica D*, (2022) **430**, 133073
- [21] Matsutani S., A graphical representation of hyperelliptic KdV solutions, arXiv:2310.14656