

Sequence disorder-induced first order phase transition in confined polyelectrolytes

V. Stepanyan,¹ A. Badasyan,² V. Morozov,¹ Y. Mamasakhlisov,^{1, 3, a)} and R. Podgornik^{4, 5, 6, 7, 8, b)}

¹⁾*Yerevan State University, Yerevan, Armenia*

²⁾*University of Nova Gorica, Nova Gorica, Slovenia*

³⁾*Institute of Applied Problems of Physics, Yerevan, Armenia*

⁴⁾*School of Physical Sciences, University of Chinese Academy of Sciences, Beijing, 100049, China*

⁵⁾*CAS Key Laboratory of Soft Matter Physics, Institute of Physics, Chinese Academy of Sciences, Beijing, 100190, China*

⁶⁾*Kavli Institute for Theoretical Sciences, University of Chinese Academy of Sciences, Beijing, 100049, China*

⁷⁾*Wenzhou Institute of the University of Chinese Academy of Sciences, Wenzhou, Zhejiang 325011, China*

⁸⁾*Department of Physics, Faculty of Mathematics and Physics, University of Ljubljana, Jadranska 19, 1000 Ljubljana, Slovenia*

(Dated: 11 July 2024)

We consider a statistical mechanical model of a generic flexible polyelectrolyte, comprised of identically charged monomers with long range electrostatic interactions, and short-range interactions quantified by a disorder field along the polymer contour sequence, which is randomly quenched. The free energy and the monomer density profile of the system for no electrolyte screening are calculated in the case of a system composed of two infinite plates with an intervening oppositely charged polyelectrolyte chain. We show that the effect of the contour sequence disorder mediated by short-range interactions leads to an enhanced localization of the polyelectrolyte chain and a first order phase transition at a critical value of the inter-surface spacing. This phase transition results in an abrupt change of the pressure from negative to positive values, effectively eliminating polyelectrolyte mediated bridging attraction.

I. INTRODUCTION

Interactions involving biologically relevant heteropolymers such as nucleic acids, polysaccharides and polypeptides¹ are *grosso modo* composed of two components², of which the relatively generic and longer ranged one originates in the electrostatic charges, being at the origin of the polyelectrolyte phenomenology³, and is often invoked as the primary cause of their solution behavior⁴. The more specific, shorter ranged interactions⁵, related to non-universal chemical identity of the various monomer units⁶, cannot be quantified by a single parameter analogous to the electrostatic charge and are standardly invoked when the observed polyelectrolyte phenomenology cannot be understood solely based on the electrostatic interactions⁷.

The origin of the specific short-range interactions can be understood within different theoretical frameworks as stemming from the differences in polarizability of the monomer subunits in the context of van der Waals interactions between polymers⁸, from the differences in the dissociation properties of ionizable moieties within a generalized charge-regulated electrostatics⁹, or within a detailed description of water structuring models accounting for the solvent mediated interactions¹⁰, to list just a few. While each of these various theoretical frameworks of accounting for specific interactions within the context of polymer solution theory leads to differing predictions on the details of these interactions, they all

agree that these interactions are important to understand the behavior of polymers in aqueous solutions.

The diversity of these specific interactions, originating from different types of monomer units, such as 4 canonical nucleotides in nucleic acids¹¹ or 20 canonical amino acids in polypeptides¹², is therefore much more pronounced in terms of short range non-electrostatic interactions than long range electrostatic effects⁵ and is closely related to the sequence of monomers along the chain leading to interesting effects for polymer-polymer interaction as well as polymer-substrate interaction. Gauging the relative importance of the generic long-range Coulomb interaction vs. the sequence specific short-range interaction is particularly important when trying to assess their role in the complicated multi-level problem of RNA folding¹³, when formulating realistic models of RNA virus co-assembly¹⁴, or manipulating electrostatic repulsion in the background of sequence-specific Watson-Crick base pair interaction of ssRNAs¹⁵. In all these cases an interplay of both types of interaction needs to be properly accounted for.

In what follows we will investigate a model heteropolyelectrolyte chain, characterized by both generic long-range Coulomb interactions between its equally charged monomers, with superimposed specific short-range interactions depending on the type of the monomer along its sequence. We will assume that the monomer sequence can be modeled as a quenched, random sequence represented by a single random variable characterized by a Gaussian distribution with zero mean. We will write the free energy of the system within the self-consistent field theory of a single chain confined between two planar surfaces within a replica sym-

^{a)}Electronic mail: y.mamasakhlisov@ysu.am

^{b)}Electronic mail: podgornikrudolf@ucas.ac.cn

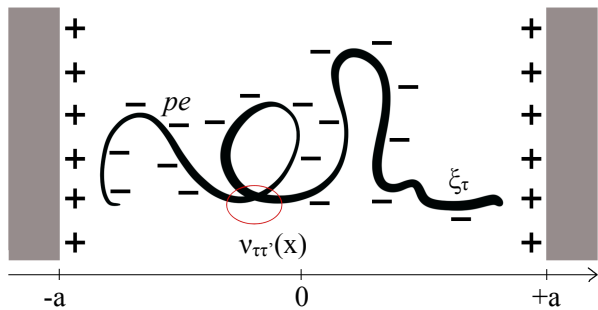


FIG. 1. The polyelectrolyte negatively charged chain is confined between two positively charged infinite plates with surface charge density σ . The charge per monomer is pe , where e is the electron charge, and the short-range interaction between two parts of the chain is $v_{\tau\tau'}(\mathbf{x}) = v_0 \xi_\tau \xi_{\tau'} \delta(\mathbf{x})$, where ξ_τ is the random sequence disorder variable and τ is the position along the contour of the chain.

metric *Ansatz* and investigate the interactions between two planar surfaces, charged oppositely from the chain monomers, as a function of the separation between them. We will show that the model confined polymer chain exhibits an additional localization induced by sequence disorder akin to the Anderson localization and will assess the relative importance of the disorder effects superimposed on an electrostatic background.

II. MODEL AND METHODS

A. Model

We consider a generic flexible hetero-polyelectrolyte, *e.g.* ssRNA, see Fig. 1, confined between two planar surfaces, comprised of equally charged monomers interacting *via* long-range Coulomb interactions, as well as short range "chemical" interactions dependent on the monomer sequence. While the charge of the monomers is assumed to be the same for all the monomers, the short range interactions are sequence specific, with this specificity being encoded in the sequence disorder. This implies that instead of considering a detailed sequence of monomers characterized by different chemical identities, we characterize the strength of the short-range interactions by a random, Gaussian distributed, variable. Similar systems without the sequence disorder affecting the short-range interactions^{16–20} and the problem of a polymer chain with excluded volume interactions in quenched random media^{21–23} have been studied before. Our main goal here is to address the interplay between the disordered short-range interactions and long-range Coulomb interactions. In order to simplify the calculations we consider a salt free system with the surfaces oppositely charged from the polymer chain.

The charge per monomer is assumed to be pe , where e is the electron charge and $0 < p < 1$. The position of a monomer is characterized by a continuous Cartesian coordinate $\mathbf{r}(\tau)$, where $\tau \in [0, N]$ marks the position along the contour of the chain, and N is the dimensionless contour length of the chain. The random variable characterizing the strength of the short-

range interaction is ξ_τ . $\{\xi\}$ s are considered to be independent, quenched random variables with the probability distribution

$$\mathcal{P}\{\xi\} = \prod_{\tau} p(\xi_{\tau}), \quad (1)$$

where the sequence disorder is supposed to be Gaussian in order to make the formalism tractable, therefore

$$p(\xi_{\tau}) = e^{-\frac{(\xi_{\tau} - \bar{\xi})^2}{2\xi^2}} / \sqrt{2\pi\xi^2} \quad (2)$$

For the sake of simplicity we restrict ourselves to the vanishing average value, $\bar{\xi} = 0$, case.

The Hamiltonian of the system in this case has a general Edwardsian form with

$$\beta \mathcal{H}[\mathbf{r}(\tau)] = \frac{3}{2\ell^2} \int_0^N d\tau (\partial_{\tau} \mathbf{r}(\tau))^2 + \frac{\beta}{2} \int_0^N d\tau \int_0^N d\tau' v_{\tau\tau'}(\mathbf{r}(\tau) - \mathbf{r}(\tau')) + \beta V[\{\mathbf{r}(\tau)\}], \quad (3)$$

where ℓ is the Kuhn length, $V[\{\mathbf{r}(\tau)\}]$ describes all the long-range interactions in the system, *i.e.*, the Coulomb interactions between monomers as well as the Coulomb interactions between monomers and the surface, while

$$v_{\tau\tau'}(\mathbf{x}) = v_0 \xi_{\tau} \xi_{\tau'} \delta(\mathbf{x}), \quad (4)$$

with a positive interaction constant $v_0 > 0$. Thus, the different monomers will attract, but the similar ones will repel.

B. Partition function and free energy

We formulate the partition function of this three-dimensional polymer chain by consistently including the contribution of the monomer sequence disorder and analyzing the combined effect of randomly quenched short-range and homogeneous long-range interactions on the confinement free energy. The partition function of the model polyelectrolyte chain for every fixed sequence $\{\xi\}$ is given by

$$Z\{\xi\} = \int \mathcal{D}[\mathbf{r}(\tau)] e^{-\beta \mathcal{H}[\mathbf{r}(\tau)]}. \quad (5)$$

In the limit of a very long chain, $N \rightarrow \infty$, the disorder part of the free energy obeys the principle of self-averaging yielding^{24,25}:

$$\mathcal{F} = -k_B T \langle \ln Z\{\xi\} \rangle_{\mathcal{P}}, \quad (6)$$

where $\langle \dots \rangle_{\mathcal{P}}$ stands for the average with the distribution function (Eq. 1). Self-averaging physically means that the distribution of the free energy has a very narrow peak in the vicinity of its maximum, corresponding to the mean value of the free energy (Eq. 6).

The quenched free energy (Eq. 6) can now be estimated using the replica trick^{24,25}

$$-\beta \mathcal{F} = \lim_{n \rightarrow 0} \frac{\langle Z\{\xi\}^n \rangle_{\mathcal{P}} - 1}{n}, \quad (7)$$

where $\beta = (k_B T)^{-1}$. In order to calculate the n -replica partition function

$$\begin{aligned} \langle Z\{\xi\}^n \rangle_{\mathcal{P}} &= \\ &= \int \mathcal{D}\mathbf{r} \mathbf{e}^{-\frac{3}{2\ell^2} \sum_{a=1}^n \int_0^N d\tau (\partial_\tau \mathbf{r}^a(\tau))^2 - \beta \sum_{a=1}^n V\{\mathbf{r}^a\}} \times \\ &\int \mathcal{D}\xi \mathcal{P}\{\xi\} e^{-\frac{\beta v_0}{2} \int_0^N d\tau \int_0^N d\tau' \xi_\tau \xi_{\tau'} \sum_{a=1}^n \delta(\mathbf{r}^a(\tau) - \mathbf{r}^a(\tau'))} \end{aligned} \quad (8)$$

and thus to estimate the free energy, several order parameters need to be introduced, namely, the inter-replica overlap $q_{ab}(\mathbf{x}, \mathbf{x}')$, with $a < b$, the density of a -th replica monomers $\rho_a(\mathbf{x})$, and the density of the random variable ξ_τ of a -th replica monomers $m_a(\mathbf{x})$ as

$$\begin{aligned} q_{ab}(\mathbf{x}, \mathbf{x}') &= \int_0^N d\tau \delta(\mathbf{x} - \mathbf{r}^a(\tau)) \delta(\mathbf{x}' - \mathbf{r}^b(\tau)) \\ \rho_a(\mathbf{x}) &= \int_0^N d\tau \delta(\mathbf{x} - \mathbf{r}^a(\tau)) \\ m_a(\mathbf{x}) &= \int_0^N d\tau \xi_\tau \delta(\mathbf{x} - \mathbf{r}^a(\tau)). \end{aligned} \quad (9)$$

Introducing next the Lagrange multipliers $\hat{q}_{ab}(\mathbf{x}, \mathbf{x}')$ and $\hat{\rho}_a(\mathbf{x})$, conjugated to the first two order parameters in (Eq. 9), allows us to rewrite the n -replica partition function as²⁶

$$\begin{aligned} \langle Z\{\xi\}^n \rangle_{\mathcal{P}} &\propto e^{-\frac{nV}{2\tilde{v}} \ln(2\pi\beta v_0)} \times \\ &\times \int \mathcal{D}\rho \mathcal{D}\hat{\rho} \mathcal{D}q \mathcal{D}\hat{q} e^{g(\rho, \hat{\rho}, q, \hat{q}) + \ln \zeta(\hat{\rho}, \hat{q})}, \end{aligned} \quad (10)$$

where \tilde{v} is the monomer volume. The explicit expression for the functional $g(\rho, \hat{\rho}, q, \hat{q}) + \ln \zeta(\hat{\rho}, \hat{q})$, as given by (Eq. A.13), allows us to obtain the final form of the free energy functional as :

$$\begin{aligned} -\beta \mathcal{F} &= \lim_{n \rightarrow 0} \frac{1}{n} \left[-\frac{nV}{2\tilde{v}} \ln(\beta v_0) - \frac{1}{2} \text{Tr} \ln \hat{A} - \frac{1}{2} \text{Tr} \ln \{I + \right. \\ &\left. \xi^2 \hat{A}^{-1} \hat{B}\} - \beta \sum_a W_{el}^a + i \sum_a \langle \rho_a | \hat{\rho}_a \rangle + i \sum_{a < b} \langle q_{ab} | \hat{q}_{ab} \rangle + \ln \zeta \right], \end{aligned} \quad (11)$$

where the operators \hat{A} and \hat{B} have been defined as $n \times n$ operator matrices $\langle \mathbf{x} | \hat{A}_{ab} | \mathbf{x}' \rangle = \delta_{ab} \delta(\mathbf{x} - \mathbf{x}') \left[\frac{1}{\beta v_0} + \xi^2 \rho_a(\mathbf{x}) \right]$ and $\langle \mathbf{x} | \hat{B}_{ab} | \mathbf{x}' \rangle = (1 - \delta_{ab}) q_{ab}(\mathbf{x}, \mathbf{x}')$. For relevant details and derivations see the Appendix A.

C. Replica - symmetric solution

In order to estimate the free energy of the system we maximize the functional $g(\rho, \hat{\rho}, q, \hat{q}) + \ln \zeta(\hat{\rho}, \hat{q})$ from (Eq. 10). We will restrict ourselves to the replica - symmetric order parameters: $q_{ab}(\mathbf{x}, \mathbf{x}') = q(\mathbf{x}, \mathbf{x}')$, $\hat{q}_{ab}(\mathbf{x}, \mathbf{x}') = \hat{q}(\mathbf{x}, \mathbf{x}')$, $\rho_a(\mathbf{x}) = \rho(\mathbf{x})$ and $\hat{\rho}_a(\mathbf{x}) = \hat{\rho}(\mathbf{x})$. See Appendix B for details.

Solving the system of the saddle - point equations (B.12, B.16, B.17) we get two separate equations for the electrostatic and configurational degrees of freedom, corresponding to the polymer Poisson-Boltzmann equation²⁷ for the

saddle-point electrostatic potential $\varphi(\mathbf{r})$

$$\epsilon \epsilon_0 \nabla^2 \varphi(\mathbf{r}) = 2ec_0 \sinh(\beta e \varphi(\mathbf{r})) + peN\psi(\mathbf{r})^2 - \rho_s(\mathbf{r}) \quad (12)$$

as well as the Edwards equation for the saddle-point polymer one-replica density field $\psi(\mathbf{r})$

$$\begin{aligned} \mathcal{E}_0 \psi(\mathbf{r}) &= \left[-\frac{\ell^2}{6} \nabla^2 - \beta pe \varphi(\mathbf{r}) + \frac{1}{2} \frac{1}{\mu + N\psi(\mathbf{r})^2} \right. \\ &\left. \left(\frac{1}{\tilde{v}} + \frac{\kappa}{(1-\kappa)^2} \frac{2\mu\psi^2(\mathbf{r}) + N\psi(\mathbf{r})^4}{\mu + N\psi(\mathbf{r})^2} \right) \right] \psi(\mathbf{r}), \end{aligned} \quad (13)$$

corresponding to the monomer density $\rho(\mathbf{r}) = N\psi(\mathbf{r})^2$. Furthermore, we introduced

$$\kappa = \int d^3x \frac{N\psi(\mathbf{x})^4}{\mu + N\psi(\mathbf{x})^2} \quad \text{and} \quad \mu = (\beta v_0 \xi^2)^{-1}.$$

Upon substitution of the saddle - point equations (see Appendix, Eq. B.12 - B.17) into (Eq. 11), we remain with

$$\begin{aligned} \mathcal{F} &= \frac{Nl^2}{6\beta} \int (\nabla\psi)^2 d^3\mathbf{x} - \frac{V}{2\beta\tilde{v}} \ln \mu + \frac{1}{2\beta} \left(\frac{\kappa}{1-\kappa} + \ln(1-\kappa) \right) + \\ &+ \frac{1}{2\beta\tilde{v}} \int d^3\mathbf{x} \ln(\mu + N\psi^2(\mathbf{x})) + \frac{\epsilon\epsilon_0}{2} \int d^3\mathbf{x} (\nabla\varphi(\mathbf{x}))^2, \end{aligned} \quad (14)$$

which is the form of the free energy that we will use in what follows.

D. No-salt regime and planar confinement geometry

Let us now consider the model polyelectrolyte chain confined between two infinite plates of area S separated by a distance $2al$ in the salt-free case, corresponding to zero added salt concentration $c_0 = 0$. In other words, $2a$ is the inter - plate distance in the units of the Kuhn segment length l . We will further assume that the surface charge density is described by

$$\rho_s(\mathbf{r}) = \sigma(\delta(zl - al) + \delta(zl + al)), \quad (15)$$

and that

$$\varphi(z) = \varphi(\mathbf{r}) \quad (16)$$

$$\Phi(z) = \psi(\mathbf{r}) \sqrt{Sl}, \quad (17)$$

where due to electroneutrality $\sigma = \frac{\tau N}{2S}$ and $\tau = pe$. We also introduce the dimensionless coordinates $\mathbf{r} = (xl, yl, zl)$ and stipulate the normalization $\int_{-a}^a dz \Phi^2(z) = 1$. With these definitions the Poisson-Boltzmann equation (Eq. (12)) becomes simply the Poisson equation in the form

$$\frac{d^2}{dz^2} \varphi(z) = \frac{\sigma l}{\epsilon \epsilon_0} \left(2\Phi^2(z) - \delta(z-a) - \delta(z+a) \right), \quad (18)$$

and thus has an obvious solution

$$\varphi(z) = \frac{\sigma l}{\epsilon \epsilon_0} \left[\int_{-a}^a |z - z'| \Phi^2(z') dz' - m(z, a) \right]. \quad (19)$$

with $m(z, a) \equiv \max(z - a, -a - z, 0)$. In the same limit the Edwards equation (Eq. (13)) can be cast into the following form

$$\begin{aligned} \mathcal{E}_0 \Phi(z) = & \left[-\frac{1}{6} \frac{d^2}{dz^2} - \beta \tau \varphi(z) + \frac{1}{2\tilde{v}} \frac{1}{\mu + \frac{2\sigma}{\tau l} \Phi^2(z)} + \right. \\ & \left. + \frac{\Phi^2(z)}{Sl} \frac{\kappa}{2(1-\kappa)^2} \frac{2\mu + \frac{2\sigma}{\tau l} \Phi^2(z)}{\left(\mu + \frac{2\sigma}{\tau l} \Phi^2(z)\right)^2} \right] \Phi(z), \end{aligned} \quad (20)$$

where

$$\kappa = \int_{-a}^a dz \frac{2\sigma \Phi^4(z)}{\mu \tau l + 2\sigma \Phi^2(z)}. \quad (21)$$

As we consider the bounding plates to be of infinite extension, $S \rightarrow \infty$, the Edwards equation is simplified and assumes the form

$$\frac{1}{6} \Phi''(z) = -\mathcal{E}_0 \Phi(z) - \beta \tau \varphi(z) \Phi(z) + \frac{1}{2\tilde{v}} \frac{\Phi(z)}{\mu + \frac{2\sigma}{\tau l} \Phi^2(z)}. \quad (22)$$

Following the linearization procedure for (Eq. (19)), suggested in¹⁹, we get for $z \in [0, a]$ an even simpler version of the Edwards equation that can be written as

$$\frac{1}{6} \Phi''(z) = -\left(\mathcal{E}_0 + \frac{\beta \sigma \tau l}{\varepsilon \varepsilon_0} z\right) \Phi(z) + \frac{1}{2\tilde{v}} \frac{\Phi(z)}{\mu + \frac{2\sigma}{\tau l} \Phi^2(z)}, \quad (23)$$

coupled with normalization

$$2 \int_0^a dz \Phi^2(z) = 1 \quad (24)$$

and the boundary conditions for the ground

$$\Phi'(0) = 0 \quad \Phi(a) = 0. \quad (25)$$

and the first excited states

$$\Phi(0) = 0 \quad \Phi(a) = 0. \quad (26)$$

Furthermore, we introduce the following notations: $\lambda_B = \beta e^2 / 4\pi \varepsilon_0 \varepsilon$, $\nu = 2\sigma / \tau l = N / Sl$ and $\alpha = 12\pi p^2 l^2 \lambda_B$, where λ_B is the Bjerrum length and ν is the charge concentration. The final form of the Edwards equation is then given in the form of a non-linear Schrödinger equation

$$\Phi''(z) = -\left(6\mathcal{E}_0 + \alpha \nu z\right) \Phi(z) + \frac{3}{\tilde{v}} \frac{\Phi(z)}{\mu + \nu \Phi^2(z)}, \quad (27)$$

which is the equation that we will solve numerically in what follows.

E. Reduced Free Energy

Using (Eq. (14)) and the results from the previous section, we then get the surface density of the free energy for the salt-

free case in the following form

$$\begin{aligned} A = \frac{\mathcal{F}}{S} = & \frac{2\sigma}{\tau \beta} \mathcal{E}_0 - \frac{\sigma}{\tilde{v} \beta \tau} \int_{-a}^a dz \frac{\Phi^2(z)}{\mu + \frac{2\sigma}{\tau l} \Phi^2(z)} + \\ & \frac{1}{2S\beta} \left(\frac{\kappa}{1-\kappa} + \ln(1-\kappa) \right) + \\ & + \frac{l}{2\tilde{v}\beta} \int_{-a}^a dz \ln \left(1 + \frac{2\sigma}{\tau l \mu} \Phi^2(z) \right) + \\ & \sigma \left(\varphi(a) + \int_{-a}^a \Phi^2(z) \varphi(z) dz \right). \end{aligned} \quad (28)$$

After taking the $S \rightarrow \infty$ limit and using the notations introduced in (Eq. 27) together with $\tilde{A} = A / k_B T \nu l$ we obtain:

$$\begin{aligned} \tilde{A} = & \mathcal{E}_0 + \frac{\alpha \nu}{12} a + \frac{\alpha \nu}{12} \int_{-a}^a dz \int_{-a}^a dz' |z - z'| \Phi^2(z') \Phi^2(z) - \\ & - \int_{-a}^a dz \frac{\Phi^2(z)}{2\tilde{v}\mu + 2\tilde{v}\nu \Phi^2(z)} + \frac{1}{2\tilde{v}\nu} \int_{-a}^a dz \ln \left(1 + \frac{\nu}{\mu} \Phi^2(z) \right). \end{aligned} \quad (29)$$

No additional analytic approximations are feasible and/or appropriate at this point. The integrals indicated above can only be performed numerically with the numerical solutions of the non-linear Schrödinger equation (Eq. 27).

III. RESULTS

First, we compare our numerical results with the previously reported analytical results in Ref.¹⁹, where the reduced free energy can be shown to correspond exactly to (Eq. (29)) with $\xi = 0$, including some additional approximations. We can see from Fig.2 that these additional approximations are irrelevant and the results are effectively the same. The pressure between the two bounding surfaces, *i.e.*, the force per unit area is calculated from

$$P = -\frac{1}{l} \frac{\partial \tilde{A}}{\partial a}. \quad (30)$$

Using this equation we calculate numerically the pressure of the system that is presented in Fig.2, and compared to the analytical results of Ref.¹⁹.

The configurational behavior of the confined polyelectrolyte chain with short-range quenched disorder interactions is governed by the interplay between the inter-plate separation $2a$ and the standard deviation of disorder ξ . The distribution of the dimensionless polyelectrolyte monomers $\Phi^2(z)$ is presented in Figs. 3, 4, and 5. For the given value of ξ the behavior of the monomer density distribution on increase of the inter-plate separation is qualitatively the same both for the pure case, corresponding to $\xi = 0$, as well as the disordered cases, $\xi \neq 0$, up to the critical inter-plate separation a_c : upon further increase of the separation there is a phase transition from the density profile having two maximums separated by the region of lower non-zero density to the two-maximum density profile with complete depletion of density at the midpoint between the two bounding surfaces. The critical separation a_c depends on the magnitude of the disorder dispersion ξ

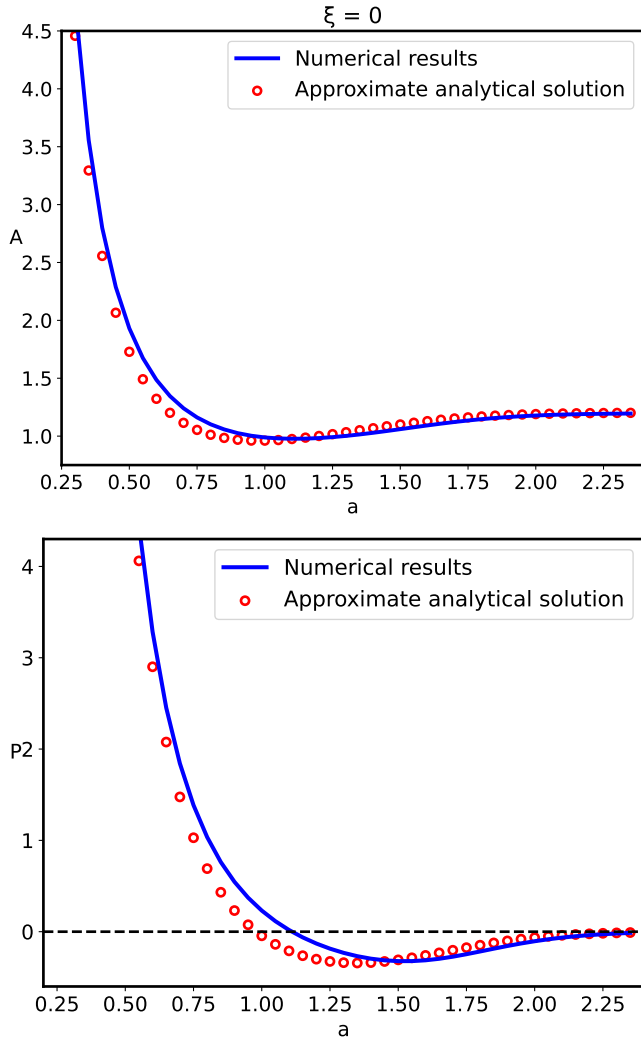


FIG. 2. Free Energy (upper panel) and pressure (bottom panel) without disorder, in the pure state ($\xi = 0.0$) as a function of a , one-half of the inter-surface separation $2a$. The solid lines are the free energies calculated numerically based on the Eq.(29). The red circles on the left pane describe the results from Ref.¹⁹.

as well as on the charge parameters of the system. The main effect of the quenched sequence disorder at the inter-plate separations corresponding to $a < a_c$ is an overall depletion of the monomer density close to the bounding surfaces and accumulation at the relative maximum located at the midpoint between the two bounding surfaces (Fig. 3) or at the points of maximum in case of two-maximum density, leading to an increase of the monomer density in the region of the density maximum (Fig. 4), i.e., there is an additional localization of the polyelectrolyte chain on increase of the disorder parameter ξ^2 . However, for separations corresponding to $a > a_c$, there is a complete depletion of the monomer at the midpoint between the two bounding surfaces with preferential accumulation actually at the positions of the relative maximum of the monomer density at the left and right halves of the slit (Fig. 5).

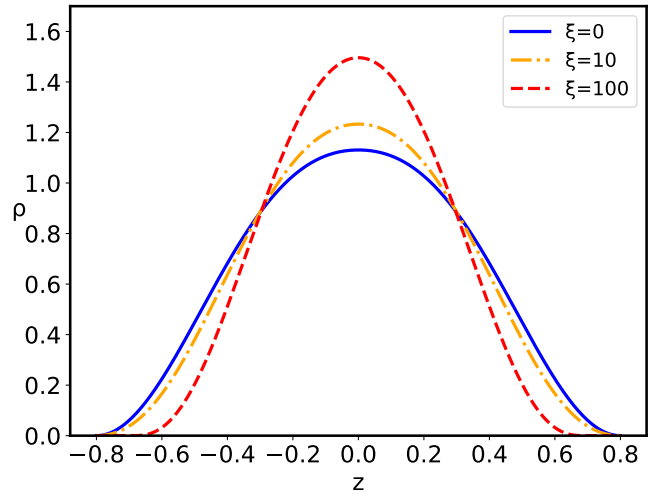


FIG. 3. Dimensionless monomer density profile $\Phi^2(z)$ for $a = 0.8$. Blue(solid) line corresponds to the pure system, $\xi = 0$, while the disordered system follows orange(dashed dotted) line - $\xi = 10$, and red(dashed) line - $\xi = 100$.

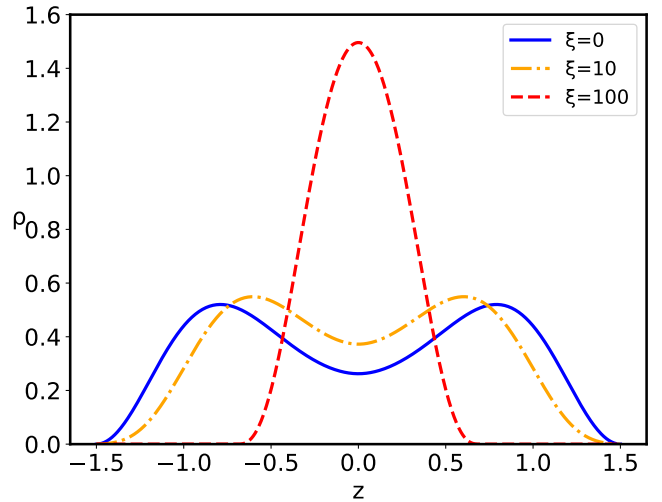


FIG. 4. Dimensionless monomer density profile $\Phi^2(z)$ for $a = 1.5$, still below the critical separation $a_c = 1.525$. Blue(solid) line - pure system, orange(dashed dotted) line - disordered one, $\xi = 10$, red(dashed) line - disordered one, $\xi = 100$.

In the presence of disorder the reduced free energy (Eq. 29) is defined by the eigenvalue \mathcal{E}_0 , corresponding to the "wave function" $\Phi(z)$ of the non-linear Schrödinger equation (Eq. 27). The free energy behavior corresponding to the ground as well as the first excited states is given in Fig. 6, where the singularity of the first derivative of the free energy at $a = a_c$ is clearly shown. Thus, the confined polyelectrolyte with short-range sequence disorder exhibits a phase transition, accompanied by a loss of the original ground state at the critical distance a_c . In fact at the critical distance a_c the ground state free energy actually coincides with that of the first excited state.

The sequence disorder phase transition at a critical inter-

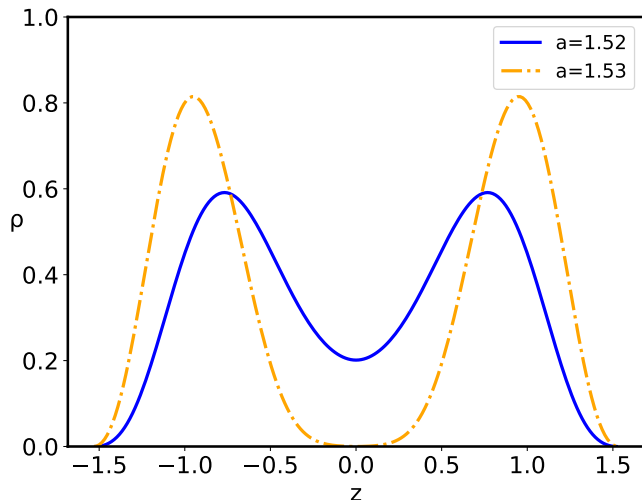


FIG. 5. Dimensionless monomer density profile below (blue solid line) and above (orange dashed dotted line) the critical inter-surface separation a_c . The phase transition of the chain results in a complete depletion of the monomer density at the midpoint between the bounding surfaces, effectively suppressing the polyelectrolyte bridging induced attraction between the surfaces.

surface separation $a = a_c$ is of a first order type, and is accompanied by an abrupt change of the inter-plate pressure (Fig. 7), as well as the vanishing of the monomer density at the midpoint between the surfaces (Fig. 5). The pressure behavior for the pure ($\xi = 0$) and disordered ($\xi = 10$) cases (Fig. 7) are qualitatively similar below the critical distance $a < a_c$, but diverge sharply for $a > a_c$, when the inter-surface pressure behavior changes drastically from the negative (attractive) pressure in the pure case to the positive (repulsive) pressure in the disordered case. This furthermore implies that above the critical distance a_c the repulsion between the two positively charged plates is no longer compensated by the polyelectrolyte bridging attraction mediated by the negatively charged polymer chain. The reason for this qualitative difference can be traced to a complete charge separation of the polyelectrolyte density between the left and right halves of the inter-surface region, promoted by an increased localization of the monomer density as clearly shown in Fig. 5.

IV. DISCUSSION

We developed a self-consistent field (SCF) formalism describing behavior of the polyelectrolyte chain confined between two charged impenetrable bounding surfaces. There is no added salt present in the system and the charges on the polyelectrolyte chain are compensated solely by the charges on the surfaces. The identity of the monomers along the polyelectrolyte chain is described by a random variable, ξ_τ , characterized by a Gaussian distribution of zero mean and variance ξ^2 . The quenched distribution of monomers along the contour only affects the short range interactions, while the long-range interactions are Coulombic, corresponding to a fixed charge

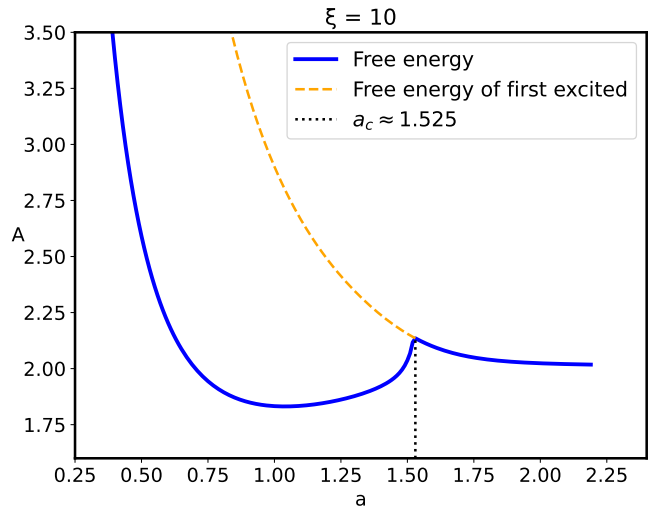


FIG. 6. The free energy dependence on the one-half inter-plate distance a for the ground and first excited states of the equation (27) for the disorder parameter $\xi = 10$. Orange dashed line - for the first excited state, blue line - for the ground state. Greater than the critical distance $a_c \approx 1.525$ the original excited state becomes the new ground state.

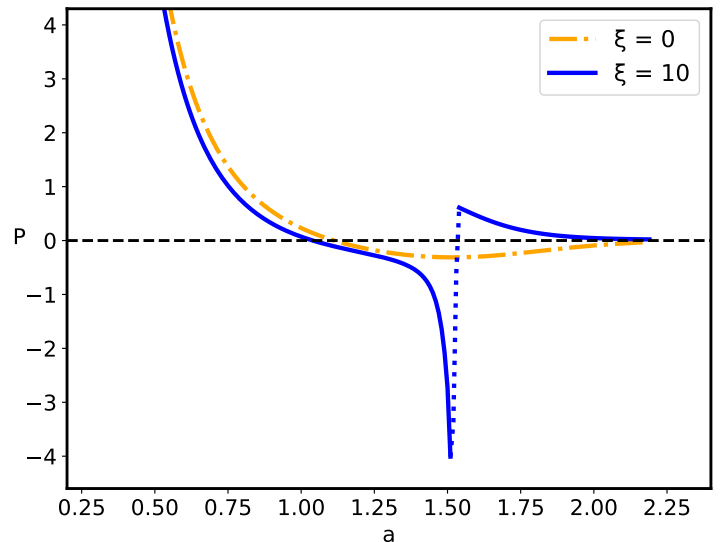


FIG. 7. Inter-surface pressure dependence on a . At the critical separation $a_c = 1.525$ there is a first order-like phase transition of the polyelectrolyte chain characterized by a discontinuous jump in the interaction pressure that changes from attractive to repulsive on increase of the inter-surface separation beyond the critical value a_c .

per monomer.

To calculate the free energy and the density profile of the monomers we have used the replica approach and for the replica - symmetric solution obtained a phase transition of the first order at the critical distance a_c . We have considered the polyelectrolyte chain in no-added salt regime, confined between two oppositely charged, impenetrable planar surfaces with the specific aim to assess the contribution of

the quenched sequence disorder and the short-range interactions between the monomers. The obtained results can be interpreted in terms of a “quantum-like” Hamiltonian $\hat{\mathcal{H}}_n = -\frac{\ell^2}{6} \sum_a \nabla_a^2 + \iota \sum_a \hat{p}_a(\mathbf{x}_a) + \iota \sum_{a < b} \hat{q}_{ab}(\mathbf{x}_a, \mathbf{x}_b)$, describing an effective particle in the random external field $\iota \sum_a \hat{p}_a(\mathbf{x}_a) + \iota \sum_{a < b} \hat{q}_{ab}(\mathbf{x}_a, \mathbf{x}_b)$. The confinement of the polyelectrolyte chain inside the slit with charged walls would thus correspond to the quantum-mechanical particle localized in a potential well. Behavior of the polymer density $\Phi(z)^2$ presented in Figs.(3,4) exhibits the additional localization induced by sequence disorder and consequently by the random effective field in the “quantum-like” Hamiltonian $\hat{\mathcal{H}}_n$, akin to the Anderson localization of the polymer chain in a random medium, as was *e.g.* demonstrated in Ref.²⁸.

Besides the additional, disorder driven localization, the sequence disorder also results in a phase transition of a first order type, accompanied by an abrupt change of the inter-surface pressure and monomer density (Fig. 5), on increase of the inter-surface separation beyond the critical separation a_c . The pressure behavior for the pure and disordered cases are actually qualitatively similar below the critical separations, $a < a_c$, but at separations $a > a_c$, the inter-surface pressure behavior changes drastically, flipping from a negative pressure in the pure case to a positive one in the disordered case. Above the critical separation a_c the repulsion between the two positively charged plates ceases to be mediated by the polyelectrolyte chain bridging mechanism, due to the complete separation of the polyelectrolyte density between the left and right halves of the slit as a consequence of the disorder-driven localization of the monomer density.

The work presented above introduces an interesting and important new feature in the phenomenology of polyelectrolyte-driven interactions in charged systems, where the polymer chains additionally exhibit short-range “chemical” sequence disorder.

ACKNOWLEDGMENTS

The SCS of Armenia supported this work, grant No. 22AA-1C023 (V.S., Y.M.), grant No. 21AG-1C038 (V.S.), grant No. 21T-1F307 (Y.M.). A.B. and Y.M. acknowledge the partial financial support from Erasmus+ Project No. (2023-1-SI01-KA171-HED-000138423). R.P. acknowledges funding from the Key Project No. 12034019 of the National Natural Science Foundation of China.

AUTHOR DECLARATIONS

Conflict of Interest

The authors have no conflicts to disclose.

Author Contribution

V. Stepanyan: Data curation (equal); Formal analysis (equal); Investigation (equal); Methodology (equal); Software (equal); Validation (equal); Visualization (equal).

A. Badasyan: Conceptualization (equal); Formal analysis (equal); Methodology (equal); Validation (equal); Writing – original draft (equal).

V. Morozov: Conceptualization (equal); Formal analysis (equal); Methodology (equal); Supervision (equal).

Y. Mamasakhlisov: Conceptualization (equal); Formal analysis (equal); Investigation (equal); Methodology (equal); Supervision (equal); Writing – original draft (equal)

R. Podgornik: Conceptualization (equal); Formal analysis (equal); Methodology (equal); Supervision (equal); Validation (equal); Writing – original draft (equal).

DATA AVAILABILITY STATEMENT

The data that support the findings of this study are available within the article.

- ¹D. Leckband and J. Israelachvili, *Quarterly Reviews of Biophysics* **34**, 105–267 (2001).
- ²M. Rubinstein and R. H. Colby, *Polymer Physics* (Oxford University Press, New York, 2003).
- ³A. V. Dobrynin and M. Rubinstein, *Progress in Polymer Science* **30**, 1049 (2005).
- ⁴M. Muthukumar, *Physics of Charged Macromolecules: Synthetic and Biological Systems* (Cambridge University Press, 2023).
- ⁵R. H. French, V. A. Parsegian, R. Podgornik, R. F. Rajter, A. Jagota, J. Luo, D. Asthagiri, M. K. Chaudhury, Y.-m. Chiang, S. Granick, S. Kalinin, M. Kardar, R. Kjellander, D. C. Langreth, J. Lewis, S. Lustig, D. Wesolowski, J. S. Wettlaufer, W.-Y. Ching, M. Finnis, F. Houlihan, O. A. von Lilienfeld, C. J. van Oss, and T. Zemb, *Rev. Mod. Phys.* **82**, 1887 (2010).
- ⁶H.-G. Elias, *Macromolecules- 1: Volume 1: Structure and Properties* (Springer Science & Business Media, 2012).
- ⁷J. Smiatek, *Molecules* **25** (2020), 10.3390/molecules25071661.
- ⁸B.-S. Lu, A. Naji, and R. Podgornik, *The Journal of Chemical Physics* **142**, 214904 (2015), https://pubs.aip.org/aip/jcp/article-pdf/doi/10.1063/1.4921892/13254056/214904_1_online.pdf.
- ⁹M. Borkovec, B. Jönsson, and G. J. Koper, *Ionization processes and proton binding in polyprotic systems: Small molecules, proteins, interfaces, and polyelectrolytes* (Springer, 2001).
- ¹⁰R. Blosssey and R. Podgornik, *Europhysics Letters* **139**, 27002 (2022).
- ¹¹V. A. Bloomfield, D. M. Crothers, and I. Tinoco, *Nucleic acids: structures, properties, and functions* (University Science Books, 2000).
- ¹²A. V. Finkelstein and O. Ptitsyn, *Protein physics: a course of lectures* (Elsevier, 2016).
- ¹³J. Fallmann, S. Will, J. Engelhardt, B. Grüning, R. Backofen, and P. F. Stadler, *Journal of biotechnology* **261**, 97 (2017).
- ¹⁴R. Twarock, R. J. Bingham, E. C. Dykeman, and P. G. Stockley, *Current opinion in virology* **31**, 74 (2018).
- ¹⁵P. Adhikari, N. Li, M. Shin, N. F. Steinmetz, R. Twarock, R. Podgornik, and W.-Y. Ching, *Physical Chemistry Chemical Physics* **22**, 18272 (2020).
- ¹⁶I. Borukhov, D. Andelman, and H. Orland, *J. Phys. Chem. B* **103**, 5042 (1999).
- ¹⁷A. Shafir, D. Andelman, and R. R. Netz, *J. Chem. Phys.* **119**, 2355 (2003).
- ¹⁸A. Siber and R. Podgornik, *Phys. Rev. E* **78**, 051915 (2008).
- ¹⁹R. Podgornik, *J. Phys. Chem.* **95**, 5249 (1991).
- ²⁰D. Andelman, *Structure and Dynamics of Membranes Chap. 12*, edited by E. S. R. Lipowsky, Vol. 1B (Elsevier, Amsterdam, Handbook of Biological Physics, 1995).
- ²¹M. Muthukumar, *The Journal of Chemical Physics* **90**, 4594 (1989).

- ²²B. Hribar-Lee, M. Lukšič, and V. Vlachy, *Annu. Rep. Prog. Chem., Sect. C: Phys. Chem.* **107**, 14 (2011).
²³D. Bratko and A. Chakraborty, *Physical Review E* **51**, 5805 (1995).
²⁴K. Binder and A. P. Young, *Rev. Mod. Phys.* **58**, 801 (1986).
²⁵G. Parisi, *Rev. Mod. Phys.* **95**, 030501 (2023).
²⁶T. Garel, H. Orland, and E. Pitard, *Spin glasses and random fields*, edited by A. Young (World Scientific, 1997).
²⁷T. Markovich, D. Andelman, and R. Podgornik, in *Handbook of lipid membranes* (CRC Press, 2021) pp. 99–128.
²⁸Y. Shiferaw and Y. Y. Goldschmidt, *Phys. Rev. E* **63**, 051803 (2001).

Appendices

Appendix A: The free energy functional

The quenched free energy (Eq. 6) can be estimated using the replica trick²⁴

$$-\beta\mathcal{F} = \lim_{n \rightarrow 0} \frac{\langle Z\{\xi\}^n \rangle_{\mathcal{D}} - 1}{n}, \quad (\text{A.1})$$

where $\beta = (k_B T)^{-1}$. We therefore need to calculate the n -replica partition function as

$$\begin{aligned} \langle Z\{\xi\}^n \rangle_{\mathcal{D}} &= \\ &\int \mathcal{D}\mathbf{r} e^{-\frac{3}{2l^2} \sum_{a=1}^n \int_0^N d\tau (\partial_\tau \mathbf{r}^a(\tau))^2 - \beta \sum_{a=1}^n V\{\mathbf{r}^a\}} \times \\ &\int \mathcal{D}\xi \mathcal{P}\{\xi\} e^{-\frac{\beta v_0}{2} \int_0^N d\tau \int_0^N d\tau' \xi_\tau \xi_{\tau'} \sum_{a=1}^n \delta(\mathbf{r}^a(\tau) - \mathbf{r}^a(\tau'))} \end{aligned} \quad (\text{A.2})$$

The average over the distribution function (Eq. 1) in the equation (Eq. A.2) is transformed as

$$\begin{aligned} \int \mathcal{D}\xi \mathcal{P}\{\xi\} e^{-\frac{\beta v_0}{2} \int_0^N d\tau \int_0^N d\tau' \xi_\tau \xi_{\tau'} \sum_{a=1}^n \delta(\mathbf{r}^a(\tau) - \mathbf{r}^a(\tau'))} = \\ \int \mathcal{D}\xi e^{-\frac{1}{2\xi^2} \int_0^N d\tau \xi_\tau^2} e^{-\frac{\beta v_0}{2} \int d^3\mathbf{x} \sum_{a=1}^n m_a(\mathbf{x})^2}, \end{aligned} \quad (\text{A.3})$$

where the field $m_a(\mathbf{x}) = \int_0^N d\tau \xi_\tau \delta(\mathbf{x} - \mathbf{r}^a(\tau))$, and v_0 is the interaction strength parameter. The r.h.s. of the equation (Eq. A.3) is linearized using the Hubbard-Stratonovich transformation as

$$\begin{aligned} e^{-\frac{\beta v_0}{2} \int d^3\mathbf{x} \sum_{a=1}^n m_a(\mathbf{x})^2} = e^{-\frac{nV}{2} \ln(2\pi\beta v_0)} \\ \int \mathcal{D}\Pi e^{-\frac{1}{2\beta v_0} \sum_a \int d^3\mathbf{x} \Pi_a(\mathbf{x})^2 + i \sum_a \int d^3\mathbf{x} \Pi_a(\mathbf{x}) m_a(\mathbf{x})}. \end{aligned} \quad (\text{A.4})$$

Insertion of (Eqs. A.3,A.4) into the (Eq. A.2) upon averaging over the $\{\xi\}$ variables yields the n -replica partition function as

$$\begin{aligned} \langle Z\{\xi\}^n \rangle_{\mathcal{D}} \propto e^{-\frac{nV}{2} \ln(2\pi\beta v_0)} \int \mathcal{D}\Pi e^{-\frac{1}{2\beta v_0} \sum_a \int d^3\mathbf{x} \Pi_a(\mathbf{x})^2} \times \\ \int \mathcal{D}\mathbf{r} e^{-\frac{3}{2l^2} \sum_{a=1}^n \int_0^N d\tau (\partial_\tau \mathbf{r}^a(\tau))^2 - \beta \sum_{a=1}^n V\{\mathbf{r}^a\}} \times \\ e^{-\frac{\xi^2}{2} \sum_{a,b} \int_0^N d\tau \Pi_a(\mathbf{r}^a(\tau)) \Pi_b(\mathbf{r}^b(\tau))}. \end{aligned} \quad (\text{A.5})$$

For further consideration it is useful to introduce two order parameters, viz., the inter-replica overlap $q_{ab}(\mathbf{x}, \mathbf{x}')$, with $a < b$, and the density of a -th replica monomers $\rho_a(\mathbf{x})$ as

$$\begin{aligned} q_{ab}(\mathbf{x}, \mathbf{x}') &= \int_0^N d\tau \delta(\mathbf{x} - \mathbf{r}^a(\tau)) \delta(\mathbf{x}' - \mathbf{r}^b(\tau)) \\ \rho_a(\mathbf{x}) &= \int_0^N d\tau \delta(\mathbf{x} - \mathbf{r}^a(\tau)). \end{aligned} \quad (\text{A.6})$$

Using these order parameters (Eq. A.6), the n -replica partition function (Eq. A.5) is transformed as

$$\begin{aligned} \langle Z\{\xi\}^n \rangle_{\mathcal{D}} &\propto \int \mathcal{D}\varphi \int \mathcal{D}c^\pm \int \mathcal{D}\Pi e^{-\frac{1}{2\beta v_0} \sum_a \int d^3\mathbf{x} \Pi_a(\mathbf{x})^2} \times \\ &\int \mathcal{D}\mathbf{r} e^{-\frac{3}{2\ell^2} \sum_{a=1}^n \int_0^N d\tau (\partial_\tau \mathbf{r}^a(\tau))^2} \times \\ &e^{-\beta \sum_{a=1}^n W_{el}(\rho_a, \varphi_a, c_a^\pm)} - \frac{\xi^2}{2} \sum_a \int d^3\mathbf{x} \Pi_a(\mathbf{x})^2 \rho_a(\mathbf{x}) \times \\ &e^{-\xi^2 \sum_{a<b} \int d^3\mathbf{x} \int d^3\mathbf{x}' \Pi_a(\mathbf{x}) \Pi_b(\mathbf{x}') q_{ab}(\mathbf{x}, \mathbf{x}')}, \quad (\text{A.7}) \end{aligned}$$

where the electrostatic part of the free energy $W_{el}(\rho_a, \varphi_a, c_a^\pm)$ is written as a sum of electrostatic energies of polyelectrolyte segments, fixed charges residing on the surface, confining polyelectrolyte and charges of salt ions, as well as the entropies of the salt ions. As shown in¹⁶⁻¹⁸,

$$\begin{aligned} W_{el}(\rho_a, \varphi_a, c_a^\pm) &= \int d^3\mathbf{x} \left\{ -\frac{\epsilon \mathcal{E}_0}{2} (\nabla \varphi_a(\mathbf{x}))^2 + \right. \\ \varphi_a(\mathbf{x}) &\left[ec_a^+(\mathbf{x}) - ec_a^-(\mathbf{x}) - p e \rho_a(\mathbf{x}) + \rho_{surf}(\mathbf{x}) \right] + \\ &\sum_{i=\pm} \left[k_B T (c_a^i(\mathbf{x}) \ln c_a^i(\mathbf{x}) - \right. \\ c_a^i(\mathbf{x}) &\left. - (c_0^i \ln c_0^i - c_0^i)) - \mu^i (c_a^i(\mathbf{x}) - c_0^i) \right] \left. \right\}. \quad (\text{A.8}) \end{aligned}$$

Here c^\pm are the concentrations of \pm monovalent salt ions, with c_0^\pm being their bulk concentrations, and μ^\pm their chemical potentials, $\epsilon \mathcal{E}_0$ is the permittivity of water, and ρ_{surf} is the charge distribution over the bounding surfaces, confining polyelectrolyte.

Introducing the Lagrange multipliers $\hat{q}_{ab}(\mathbf{x}, \mathbf{x}')$ and the $\hat{\rho}_a(\mathbf{x})$ conjugated with the order parameters (A.6), the n -replica partition function reads²⁶

$$\langle Z\{\xi\}^n \rangle_{\mathcal{D}} \propto e^{-\frac{nV}{2\beta} \ln(2\pi\beta v_0)} \int \mathcal{D}\Pi \mathcal{D}\rho \mathcal{D}\hat{\rho} \mathcal{D}q \mathcal{D}\hat{q} e^{G(\Pi, \rho, \hat{\rho}, q, \hat{q}) + \ln \zeta(\hat{\rho}, \hat{q})}, \quad (\text{A.9})$$

where

$$\begin{aligned} G(\Pi, \rho, \hat{\rho}, q, \hat{q}, \varphi, c^\pm) &= -\frac{1}{2\beta v_0} \sum_a \int d^3\mathbf{x} \Pi_a(\mathbf{x})^2 - \\ &-\beta \sum_{a=1}^n W_{el}(\rho_a, \varphi_a, c_a^\pm) - \frac{\xi^2}{2} \sum_a \int d^3\mathbf{x} \Pi_a(\mathbf{x})^2 \rho_a(\mathbf{x}) - \\ &-\xi^2 \sum_{a<b} \int d^3\mathbf{x} \int d^3\mathbf{x}' \Pi_a(\mathbf{x}) \Pi_b(\mathbf{x}') q_{ab}(\mathbf{x}, \mathbf{x}') + \\ &+ \iota \sum_a \int d^3\mathbf{x} \rho_a(\mathbf{x}) \hat{\rho}_a(\mathbf{x}) + \iota \sum_{a<b} \int d^3\mathbf{x} \int d^3\mathbf{x}' q_{ab}(\mathbf{x}, \mathbf{x}') \hat{q}_{ab}(\mathbf{x}, \mathbf{x}') \end{aligned} \quad (\text{A.10})$$

and

$$\begin{aligned} \ln \zeta(\hat{\rho}, \hat{q}) &= -N \min_{\Psi} \left\{ \int d^3\mathbf{x} \Psi(\mathbf{x}_1, \dots, \mathbf{x}_n) \times \right. \\ &\left(-\frac{\ell^2}{6} \sum_a \nabla_a^2 + \iota \sum_a \hat{\rho}_a(\mathbf{x}_a) + \iota \sum_{a<b} \hat{q}_{ab}(\mathbf{x}_a, \mathbf{x}_b) \right) \times \\ &\Psi(\mathbf{x}_1, \dots, \mathbf{x}_n) - \mathcal{E}_0 \left(\int d^3\mathbf{x} \Psi(\mathbf{x}_1, \dots, \mathbf{x}_n)^2 - 1 \right) \left. \right\}. \quad (\text{A.11}) \end{aligned}$$

Here \mathcal{E}_0 is the ground state energy and $\Psi(\mathbf{x}_1, \dots, \mathbf{x}_n)$ is the corresponding eigenfunction of the ‘‘quantum-like’’ Hamiltonian $\hat{\mathcal{H}}_n = -\frac{\ell^2}{6} \sum_a \nabla_a^2 + \iota \sum_a \hat{\rho}_a(\mathbf{x}_a) + \iota \sum_{a<b} \hat{q}_{ab}(\mathbf{x}_a, \mathbf{x}_b)$. Since $v_0 > 0$, we have no trend of segregation between different kinds of monomers and we expect large fluctuations of the fields $\{\Pi\}$. Thus, we can consider the saddle-point approximation in the equation (Eq. A.9) over the fields $\{\rho, \hat{\rho}, q, \hat{q}\}$ only and to integrate over the fields $\{\Pi\}$. Let us introduce $g(\rho, \hat{\rho}, q, \hat{q}, \varphi, c^\pm) = \ln \int \mathcal{D}\Pi e^{G(\Pi, \rho, \hat{\rho}, q, \hat{q})}$, where

$$\begin{aligned} \int \mathcal{D}\Pi e^{G(\Pi, \rho, \hat{\rho}, q, \hat{q})} &= e^{-\beta \sum_{a=1}^n W_{el}(\rho_a, \varphi_a, c_a^\pm)} \times \\ &e^{\iota \sum_a \int d^3\mathbf{x} \rho_a(\mathbf{x}) \hat{\rho}_a(\mathbf{x}) + \iota \sum_{a<b} \int d^3\mathbf{x} \int d^3\mathbf{x}' q_{ab}(\mathbf{x}, \mathbf{x}') \hat{q}_{ab}(\mathbf{x}, \mathbf{x}') \times} \\ &\int \mathcal{D}\Pi e^{-\frac{1}{2} \sum_{a,b} \int d^3\mathbf{x} \int d^3\mathbf{x}' P_{ab}(\mathbf{x}, \mathbf{x}') \Pi_a(\mathbf{x}) \Pi_b(\mathbf{x}')}, \quad (\text{A.12}) \end{aligned}$$

and $P_{ab}(\mathbf{x}, \mathbf{x}') = \delta_{ab} \delta(\mathbf{x} - \mathbf{x}') \left[\frac{1}{\beta v_0} + \xi^2 \rho_a(\mathbf{x}) \right] + \xi^2 (1 - \delta_{ab}) q_{ab}(\mathbf{x}, \mathbf{x}')$. Thus, $g(\rho, \hat{\rho}, q, \hat{q})$ can be obtained as

$$\begin{aligned} g(\rho, \hat{\rho}, q, \hat{q}, \varphi, c^\pm) &= -\frac{1}{2} \ln \det \frac{\hat{P}}{2\pi} - \\ &\beta \sum_{a=1}^n W_{el}(\rho_a, \varphi_a, c_a^\pm) + \iota \sum_a \int d^3\mathbf{x} \rho_a(\mathbf{x}) \hat{\rho}_a(\mathbf{x}) + \\ &\iota \sum_{a<b} \int d^3\mathbf{x} \int d^3\mathbf{x}' q_{ab}(\mathbf{x}, \mathbf{x}') \hat{q}_{ab}(\mathbf{x}, \mathbf{x}'). \quad (\text{A.13}) \end{aligned}$$

Let us consider the term $\ln \det$ in the equation (Eq. A.13). These calculations may be carried out by employing properties of block-matrices and the operator algebra defined over the Hilbert space $\{|\mathbf{x}\rangle\}$. We shall use the compact notation by defining the operators $\langle \mathbf{x} | \hat{A}_{ab} | \mathbf{x}' \rangle = \delta_{ab} \delta(\mathbf{x} - \mathbf{x}') \left[\frac{1}{\beta v_0} + \xi^2 \rho_a(\mathbf{x}) \right]$ as the $n \times n$ operator matrix and $\langle \mathbf{x} | \hat{P}_{ab} | \mathbf{x}' \rangle = P_{ab}(\mathbf{x}, \mathbf{x}')$ as an element of the $n \times n$ operator matrix

$$\hat{P} = \hat{A} + \xi^2 \hat{B}, \quad (\text{A.14})$$

where $\langle \mathbf{x} | \hat{B}_{ab} | \mathbf{x}' \rangle = (1 - \delta_{ab}) q_{ab}(\mathbf{x}, \mathbf{x}')$ is the $n \times n$ operator matrix. Therefore

$$\begin{aligned} \ln \det \hat{P} &= \text{Tr} \ln \hat{P} = \text{Tr} \ln \left\{ \hat{A} + \xi^2 \hat{B} \right\} = \text{Tr} \ln \hat{A} + \\ &\text{Tr} \ln \left\{ \hat{1}_n \otimes \hat{1} + \xi^2 \hat{A}^{-1} \hat{B} \right\}, \quad (\text{A.15}) \end{aligned}$$

where $(\hat{1}_n)_{ab} = \delta_{ab}$ and $\langle \mathbf{x} | \hat{1} | \mathbf{x}' \rangle = \delta(\mathbf{x} - \mathbf{x}')$. Calculation of the first term on the r.h.s. of the equation (Eq. A.15) is

straightforward

$$\begin{aligned}
\text{Tr} \ln \hat{A} &= \sum_{k=1}^{\infty} \frac{(-1)^{k+1}}{k} \sum_a \int d^3 \mathbf{x} \langle \mathbf{x} | (\hat{A} - \hat{1})_{aa}^k | \mathbf{x} \rangle = \\
&= \sum_{k=1}^{\infty} \frac{(-1)^{k+1}}{k} \sum_a \int d^3 \mathbf{x} \delta(\mathbf{x} - \mathbf{x}) \left[\frac{1}{\beta v_0} + \xi^2 \rho_a(\mathbf{x}) - 1 \right]^k = \\
&= \sum_a \int d^3 \mathbf{x} \delta(\mathbf{x} - \mathbf{x}) \ln \left[\frac{1}{\beta v_0} + \xi^2 \rho_a(\mathbf{x}) \right] \approx \\
&\approx \frac{1}{\tilde{v}} \sum_a \int d^3 \mathbf{x} \ln \left(\frac{1}{\beta v_0} + \xi^2 \rho_a(\mathbf{x}) \right), \tag{A.16}
\end{aligned}$$

using $\delta(0) \approx \frac{1}{\tilde{v}}$, where \tilde{v} is volume of the monomer.

Appendix B: Replica symmetric solution

In the replica-symmetric case we will consider only the Hartree-like replica-symmetric wave functions

$$\psi(\mathbf{x}_1, \dots, \mathbf{x}_n) = \prod_{a=1}^n \psi(\mathbf{x}_a), \tag{B.1}$$

where $\psi(\mathbf{x}_a)$ is the one-replica wave function. In the replica symmetric regime the expression (Eq. 11) may be written (using (Eq. A.16)) as

$$\begin{aligned}
-\beta \mathcal{F} &= \lim_{n \rightarrow 0} \frac{1}{n} \left[-\frac{n}{2\tilde{v}} \int d^3 \mathbf{x} \ln \left(1 + \frac{\rho_a(\mathbf{x})}{\mu} \right) - \frac{1}{2} \text{Tr} \ln \{ I + \hat{C} \} - \right. \\
&\quad \left. -\beta n W_{el} + i n \langle \rho | \hat{\rho} \rangle + i \frac{n(n-1)}{2} \langle q | \hat{q} \rangle + \ln \zeta \right], \tag{B.2}
\end{aligned}$$

where $\hat{C} = \xi^2 \hat{A}^{-1} \hat{B}$ and $\mu = (\beta v_0 \xi^2)^{-1}$. With the replica symmetry we have $\hat{C} = \hat{T} \otimes \hat{C}'$ where $\hat{T}_{ab} = 1 - \delta_{ab}$ and $\langle x | \hat{C}' | x' \rangle = \frac{q(x, x')}{\mu + \rho(x)}$. Taking the limit we get the reduced free energy

$$\begin{aligned}
f = -\beta \mathcal{F} &= -\frac{1}{2\tilde{v}} \int d^3 \mathbf{x} \ln \left(1 + \frac{\rho_a(\mathbf{x})}{\mu} \right) - \frac{\Xi}{2} - \\
&\quad -\beta W_{el} + i \langle \rho | \hat{\rho} \rangle - \frac{i}{2} \langle q | \hat{q} \rangle + \ln \zeta, \tag{B.3}
\end{aligned}$$

where we defined

$$\Xi \equiv \lim_{n \rightarrow 0} \frac{1}{n} \text{Tr} \ln \{ I + \hat{C} \} = \lim_{n \rightarrow 0} \frac{1}{n} \sum_{k=1}^{\infty} \frac{(-1)^{k+1}}{k} \text{Tr}(\hat{C}^k). \tag{B.4}$$

Thus, using $\text{Tr}(\hat{T} \otimes \hat{C}') = \text{Tr}(\hat{T}) \text{Tr}(\hat{C}')$, the terms of the series are written

$$\begin{aligned}
\text{Tr}(\hat{C})^k &= T_k \int d^{3k} x \frac{q(x^{(1)}, x^{(2)}) q(x^{(2)}, x^{(3)}) \dots q(x^{(k)}, x^{(1)})}{(\mu + \rho(x^{(1)})) (\mu + \rho(x^{(2)})) \dots (\mu + \rho(x^{(k)}))} \\
T_k &= \sum_{a_1, \dots, a_k} \left[\prod_{i=2}^k \left\{ (1 - \delta_{a_i, a_{i-1}}) \right\} (1 - \delta_{a_k, a_1}) \right] \tag{B.5}
\end{aligned}$$

Where $T_k = \text{Tr}(\hat{T}^k)$. To calculate T_k first notice the following recursive equation

$$T_k = T_{k-1}(n-2) + T_{k-2}(n-1) \tag{B.6}$$

with the initial conditions $T_2 = n(n-1)$ and $T_3 = (n-2)T_2$. Let us define a generating function $P(x) = \sum_{i=0}^{\infty} x^i T_{i+2}$. Using

$$\begin{aligned}
x(n-2)P(x) &= \sum_{i=1}^{\infty} x^i T_{i+1}(n-2) \tag{B.7} \\
x^2(n-1)P(x) &= \sum_{i=2}^{\infty} x^i T_i(n-1)
\end{aligned}$$

we can furthermore write

$$P(x) \left(1 - (n-2)x - (n-1)x^2 \right) = T_2 = n(n-1) \tag{B.8}$$

and

$$P(x) = \sum_{i=0}^{\infty} x^i \left((n-1)^{i+2} - (-1)^{i+1}(n-1) \right) = \sum_{i=0}^{\infty} x^i T_{i+2}. \tag{B.9}$$

Thus, we can take the limit

$$\begin{aligned}
\lim_{n \rightarrow 0} \frac{T_k}{n} &= \lim_{n \rightarrow 0} \frac{(n-1)^k - (-1)^{k-1}(n-1)}{n} = \\
&= \lim_{n \rightarrow 0} \left(k(n-1)^{k-1} - (-1)^{k-1} \right) = (-1)^{k-1}(k-1) \tag{B.10}
\end{aligned}$$

Substituting (Eq. B.10) into Ξ defined by (Eq. B.4) we get

$$\Xi = \sum_{k=2}^{\infty} \frac{k-1}{k} \int d^{3k} x \frac{q(\mathbf{x}^{(1)}, \mathbf{x}^{(2)}) q(\mathbf{x}^{(2)}, \mathbf{x}^{(3)}) \dots q(\mathbf{x}^{(k)}, \mathbf{x}^{(1)})}{(\mu + \rho(\mathbf{x}^{(1)})) (\mu + \rho(\mathbf{x}^{(2)})) \dots (\mu + \rho(\mathbf{x}^{(k)}))} \tag{B.11}$$

The saddle - point equations can be written in the following form

$$0 = \frac{\delta f}{\delta \rho(\mathbf{r})} \Rightarrow \rho(\mathbf{r}) = N \psi(\mathbf{r})^2 \tag{B.12}$$

$$0 = \frac{\delta f}{\delta \hat{q}(\mathbf{r}, \mathbf{r}')} \Rightarrow q(\mathbf{r}, \mathbf{r}') = N \psi(\mathbf{r})^2 \psi(\mathbf{r}')^2 \tag{B.13}$$

$$0 = \frac{\delta f}{\delta \rho(\mathbf{r})} \Rightarrow i \hat{\rho}(\mathbf{r}) = -\beta p e \varphi(\mathbf{r}) + \frac{1}{2\tilde{v}} \frac{1}{\mu + \rho(\mathbf{r})} + \frac{1}{2} \frac{\delta \Xi}{\delta \rho} \tag{B.14}$$

$$0 = \frac{\delta f}{\delta q(\mathbf{r}, \mathbf{r}')} \Rightarrow i \hat{q}(\mathbf{r}, \mathbf{r}') = -\frac{\delta \Xi}{\delta q} \tag{B.15}$$

$$0 = \frac{\delta f}{\delta \varphi(\mathbf{r})} \Rightarrow \varepsilon \varepsilon_0 \nabla^2 \varphi(\mathbf{r}) = -(ec^+ - ec^- - p e \rho(\mathbf{r}) + \rho_s(\mathbf{r})) \tag{B.16}$$

$$0 = \frac{\delta f}{\delta c^{\pm}(\mathbf{r})} \Rightarrow c^{\pm}(\mathbf{r}) = c_0 \exp(\mp \beta e \varphi(\mathbf{r})) \tag{B.17}$$

$$\begin{aligned}
0 &= \frac{\delta f}{\delta \psi(\mathbf{r})} = -N \frac{\delta}{\delta \psi(\mathbf{r})} \left\{ \frac{\ell^2}{6} \langle \nabla \psi | \nabla \psi \rangle + \right. \\
&\quad \left. i \langle \psi^2 | \hat{\rho} \rangle - \frac{i}{2} \langle \psi^2 | \hat{q} | \psi^2 \rangle - \mathcal{E}_0 (\langle \psi | \psi \rangle - 1) \right\} = \\
-N &\left\{ -\frac{\ell^2}{3} \nabla^2 \psi(\mathbf{r}) + 2i \psi(\mathbf{r}) \hat{\rho}(\mathbf{r}) - i \psi(\mathbf{r}) \int d^3 \mathbf{x} \hat{q}(\mathbf{r}, \mathbf{x}) \psi(\mathbf{x})^2 - \right. \\
&\quad \left. i \psi(\mathbf{r}) \int d^3 \mathbf{x} \hat{q}(\mathbf{x}, \mathbf{r}) \psi(\mathbf{x})^2 - 2\mathcal{E}_0 \psi(\mathbf{r}) \right\}
\end{aligned} \tag{B.18}$$

where

$$\begin{aligned}
\frac{\delta \Xi}{\delta \rho(\mathbf{x})} &= - \sum_{k=2}^{\infty} \frac{k-1}{(\mu + \rho(\mathbf{x}))} \\
&\int d^{3k-3} \mathbf{x} \frac{q(\mathbf{x}, \mathbf{x}^{(1)}) q(\mathbf{x}^{(1)}, \mathbf{x}^{(2)}) \dots q(\mathbf{x}^{(k-1)}, \mathbf{x})}{(\mu + \rho(\mathbf{x})) (\mu + \rho(\mathbf{x}^{(1)})) \dots (\mu + \rho(\mathbf{x}^{(k-1)}))}
\end{aligned} \tag{B.19}$$

$$\begin{aligned}
\frac{\delta \Xi}{\delta q(\mathbf{x}, \mathbf{x}')} &= \sum_{k=2}^{\infty} \frac{k-1}{(\mu + \rho(\mathbf{x}))} \\
&\int d^{3k-6} \mathbf{x} \frac{q(\mathbf{x}', \mathbf{x}^{(1)}) q(\mathbf{x}^{(1)}, \mathbf{x}^{(2)}) \dots q(\mathbf{x}^{(k-2)}, \mathbf{x})}{(\mu + \rho(\mathbf{x}')) (\mu + \rho(\mathbf{x}^{(1)})) \dots (\mu + \rho(\mathbf{x}^{(k-2)}))}
\end{aligned} \tag{B.20}$$

By further defining

$$\kappa \equiv \int d^3 x \frac{N \psi(\mathbf{x})^4}{\mu + N \psi(\mathbf{x})^2}$$

and using (Eq. B.12, B.13) we get

$$\frac{\delta \Xi}{\delta \rho(\mathbf{r})} = - \frac{\kappa}{(1-\kappa)^2} \frac{N \psi(\mathbf{r})^4}{(\mu + N \psi(\mathbf{r})^2)^2} \tag{B.21}$$

$$\frac{\delta \Xi}{\delta q(\mathbf{r}, \mathbf{r}')} = \frac{1}{(1-\kappa)^2} \frac{N \psi(\mathbf{r})^2 \psi(\mathbf{r}')^2}{(\mu + N \psi(\mathbf{r})^2)(\mu + N \psi(\mathbf{r}')^2)} \tag{B.22}$$

Substituting equations (Eqs. B.14,B.15) into the equation (Eq. B.18) we finally obtain

$$\begin{aligned}
\frac{\ell^2}{6} \nabla^2 \psi(\mathbf{r}) &= \psi(\mathbf{r}) \left[-\beta p e \varphi(\mathbf{r}) + \frac{1}{2\bar{v}} \frac{1}{\mu + \rho(\mathbf{r})} + \frac{1}{2} \frac{\delta \Xi}{\delta \rho} \right] + \\
&\quad + \psi(\mathbf{r}) \int d^3 \mathbf{x} \frac{1}{2} \frac{\delta \Xi}{\delta q(\mathbf{r}, \mathbf{x})} \psi(\mathbf{x})^2 + \\
&\quad \psi(\mathbf{r}) \int d^3 \mathbf{x} \frac{1}{2} \frac{\delta \Xi}{\delta q(\mathbf{x}, \mathbf{r})} \psi(\mathbf{x})^2 - \mathcal{E}_0 \psi(\mathbf{r})
\end{aligned} \tag{B.23}$$

Together with equations (Eqs. B.21,B.22) the latter equation is transformed into

$$\begin{aligned}
\frac{\ell^2}{6} \nabla^2 \psi(\mathbf{r}) &= \psi(\mathbf{r}) \left[-\beta p e \varphi(\mathbf{r}) - \mathcal{E}_0 + \frac{1}{2\bar{v}} \frac{1}{\mu + N \psi(\mathbf{r})^2} - \right. \\
&\quad \left. - \frac{\kappa}{(1-\kappa)^2} \frac{N \psi(\mathbf{r})^4}{2(\mu + N \psi(\mathbf{r})^2)^2} + \right. \\
&\quad \left. \int d^3 \mathbf{x} \frac{1}{(1-\kappa)^2} \frac{N \psi(\mathbf{r})^2 \psi(\mathbf{x})^2}{(\mu + N \psi(\mathbf{r})^2)(\mu + N \psi(\mathbf{x})^2)} \psi(\mathbf{x})^2 \right].
\end{aligned} \tag{B.24}$$