

Quantum dynamics of frustrated Josephson junction arrays embedded in a transmission line: an effective XX spin chain with long-range interaction

Benedikt J.P. Pernack,^{1,*} Mikhail V. Fistul,¹ and Ilya M. Eremin¹

¹*Theoretische Physik III, Ruhr-Universität Bochum, Bochum 44801, Germany*

(Dated: July 8, 2024)

We study theoretically a variety of collective quantum phases occurring in frustrated saw-tooth chains of Josephson junctions embedded in a dissipationless transmission line. The basic element of a system, i.e., the triangular superconducting cell, contains two 0- and one π - Josephson junctions characterized by E_J and αE_J Josephson energies, accordingly. In the frustrated regime the low energy quantum dynamics of a single cell is determined by anticlockwise or clockwise flowing persistent currents (vortex/antivortex). The direct embedding of π -Josephson junctions in a transmission line allows to establish a short/long-range interaction between (anti)vortices of well separated cells. By making use of the variational approach, we map the superconducting circuit Hamiltonian to an effective XX spin model with an exchange spin-spin interaction decaying with the distance x as $x^{-\beta}$, and the local $\hat{\sigma}_{x,n}$ -terms corresponding to the coherent quantum beats between vortex and antivortex in a single cell. We obtain that in long arrays as $N \gg \ell_0 \simeq \sqrt{C/C_0}$, where C and C_0 are capacitances of 0-Josephson junction and transmission line, accordingly, the amplitude of quantum beats is strongly suppressed. By means of exact numerical diagonalization, we study the interplay between the coherent quantum beats and the exchange spin-spin interaction leading to the appearance of various collective quantum phases such as the paramagnetic (P), compressible superfluid (CS) and weakly compressible superfluid ($w-CS$) states.

I. INTRODUCTION

Different kinds of *frustrated* systems and their novel physics have motivated many experiments and theoretical studies in recent times. Initially, the concept of frustration was introduced in magnetic materials, in which either geometric frustration or frustration emerging due to competing interactions, e.g., ferromagnetic/anti-ferromagnetic interactions, occur [1–4]. The unique properties of frustrated systems are a highly degenerated ground state, multiple low-lying metastable states with long relaxation times at low temperatures [2, 4, 5].

In order to give a short flavour of the richness of the collective phases and phase transitions realized in frustrated systems, we refer to the discovery of nematic order in ferromagnetic superconductors [6, 7] and frustrated ferromagnetic chains [8], non-collinear ferrimagnet behaviour [4], magnetic order-disorder phase transitions [5], spin-liquids [2, 3, 9, 10] and topological vortices [2, 11]. Such novel phases and phase transitions are observed in strongly correlated electronic systems [2, 5, 8, 12], e.g., in kagome superconductors [13], in antiferromagnets [9, 14–16], in quantum magnets [10, 11] and also in quasi-one-dimensional molecular systems displaying a transition to a chiral spin-liquid state [17].

The frustration has been implemented in various artificial intrinsically quantum platforms such as trapped ion systems [18–20], photonic crystals [21, 22], Rydberg arrays [23–25] and Josephson junction arrays (JJAs) [26–29]. In the latter systems, produced in very different ge-

ometries and sizes, fascinating physical effects, e.g., non-linear classical dynamics of magnetic Josephson vortices (fluxons) [30, 31], discrete breathers in Josephson junction ladders [32, 33], superconductor-insulator quantum phase transitions [34, 35] have been intensively studied experimentally and theoretically in last decades. Furthermore, Josephson junction arrays provide a promising platform for future realizations of different superconducting Josephson meta-materials in the context of novel quantum devices and technology [36–38]. These quantum devices might be suitable for realization of analog quantum simulations in different fields of quantum science [39–42].

There is a particular interest in frustrated Josephson junction arrays (f -JJAs) with at least two different ways how the frustration can be introduced in f -JJAs: (i) application of an external magnetic field [26, 35, 43] and (ii) usage of a combination of 0 and π -Josephson junctions implemented in a single triangular unit cell [44, 45]. Depending on the frustration parameter, f -JJAs exhibits either frustrated or non-frustrated regime. In the frustrated regime, for a single triangular unit cell, the potential energy shows a double well shape with two degenerate minima corresponding to the anticlockwise or clockwise flowing persistent currents (vortex/antivortex) [43]. This generalizes to a more complex square and triangular lattices of f -JJAs, where highly degenerated complex ground states corresponding to the different configurations of vortices/antivortices, e.g., checkerboard, ribbon or stripe types have been observed [46–48]. The coherent *quantum* dynamics of a single triangular unit cell biased in the frustrated regime is determined by macroscopic quantum tunneling between two degenerate minima leading to the coherent quantum beats between the anticlockwise/clockwise flowing persistent currents. Such a

* Benedikt.Pernack@ruhr-uni-bochum.de

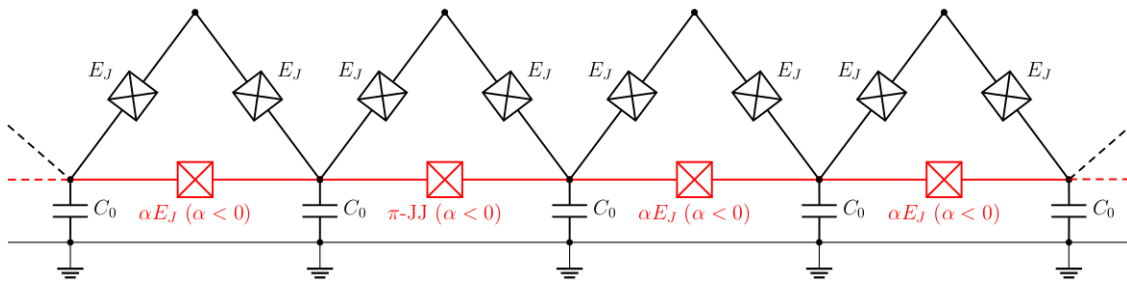


FIG. 1. (color online) Schematic of a frustrated saw-tooth chain of Josephson junctions directly embedded in a dissipationless transmission line characterized by the capacitance to the ground C_0 . The 0- and π - Josephson junctions are shown in black (red). E_J and αE_J are the Josephson energies of 0- and π Josephson junctions, respectively.

lump superconducting quantum circuit is identical to a single flux qubit biased to the symmetry point [43].

Single triangular unit cells can be arranged in plenty different *vertex-sharing* f -JJAs: quasi-one-dimensional systems such as saw-tooth and diamond chains [26, 35, 44, 49] as well as a two dimensional Kagome lattice [45, 50]. In the latter case the collective anisotropic vortex/antivortex states have been predicted [50] and studied in detail [45]. In particular, it has been shown in Ref. [45] that the physical origin of these collective states is the presence of a huge amount of topological constraints caused by the flux quantization in closed superconducting loops. This induces a highly anisotropic interaction between Josephson junctions of different unit cells. At the same time, in Ref. [44] it has been shown that in quasi-1D f -JJAs, e.g., saw-tooth and diamond chains of Josephson junctions, the interaction between Josephson junctions of different cells is absent resulting in random configurations of vortices/antivortices in the classical frustrated regime.

In the absence of interaction, the quantum dynamics of quasi-1D vertex-sharing f -JJAs is reduced to a set of *independent* flux qubits, and there are no collective quantum phases. Therefore, natural questions arise in this field: which interaction allows to observe various collective quantum phases in quasi-1D f -JJAs and how it can be realized?

In this paper, we answer these questions demonstrating that a straightforward embedding of a frustrated saw-tooth chain of Josephson junctions in a dissipationless transmission line allows to establish a strong, intrinsically quantum interaction between Josephson junctions of different cells. Moreover, depending on the physical parameters this interaction is either long- or short-ranged. We show how various collective quantum phases and quantum phase transitions between them can be observed in quasi-1D f -JJAs.

The paper is organized as follows: In Section II we introduce the electrodynamic model of frustrated saw-tooth quasi-1D arrays of small (*quantum*) Josephson junctions incorporated in a dissipationless transmission line and define the most important physical parameters and dynamic variables of the system. We write down the potential and kinetic energies, the Lagrangian and the

Hamiltonian for two Josephson junction arrays: a frustrated single triangular cell of Josephson junctions (Sec. II A) and a long frustrated saw-tooth chain of Josephson junctions (Sec. II B). In the latter case we obtain a long-range charge interaction between Josephson junctions of well separated cells. In Section III, we address the frustrated regime in which the potential energy of a single cell has two equivalent minima. In Section III A the variational approach is used to reduce the circuit Hamiltonian to an effective spin Hamiltonian. In the Section III B, we illustrate this method for a frustrated single triangular cell of Josephson junctions. In Section IV, the quantum dynamics of low-lying eigenstates will be mapped to an effective XX quantum spin chain with a long/short-range exchange interaction and a local magnetic field applied in the x -direction. The collective quantum phases and corresponding quantum phase transitions will be identified in Section V. Section VI provides conclusions.

II. ELECTRODYNAMIC MODEL, DYNAMIC VARIABLES, LAGRANGIAN AND HAMILTONIAN

Let us consider an exemplary frustrated vertex-sharing saw-tooth array of Josephson junctions. Such an array contains N periodically arranged basic cells, i.e., triangular superconducting loops interrupted by two 0- and one π -Josephson junctions. The 0- and π -Josephson junctions connecting adjacent superconducting islands, i.e., nodes of the array, are characterized by the Josephson energies $E_J = \hbar I_c / (2e)$ and αE_J , and the charging energies $E_C = e^2 / (2C)$ and $E_C / |\alpha|$, respectively. Here, I_c and C are the critical current and the capacitance of the 0-Josephson junction, respectively. The parameter α varying between -1 and 1 determines the *frustration* of a system and is related to the commonly used frustration parameter f as $\alpha = (1 - 2f)$, where $0 < f < 1$. Utilizing the π -Josephson junction with the parameter $\alpha < \alpha_c = -0.5$ ($f > f_c = 3/4$), one can realize the frustrated regime in which each basic cell of the array is in one of two equivalent classical ground states. In such

f -JJAs, the interaction between Josephson junctions of different cells is absent, and the classical ground state of the entire array is 2^N degenerate.

A natural way to provide a strong intrinsically quantum interaction in vertex-sharing quasi-1D JJAs is to embed the π -Josephson junctions as distributed inductances in a dissipationless transmission line. The transmission line is also characterized by the capacitance to the ground, C_0 . Although in most of the experiments so far, the ratio of C_0/C was rather small [34, 51], the opposite limit $C_0 \geq C$ was also obtained in specially prepared Josephson metamaterials, e.g., SQUID transmission lines [38, 52]. The schematic of a frustrated saw-tooth chain of Josephson junctions incorporated in the transmission line is presented in Fig. 1.

The classical electrodynamics of a system is completely determined by the *two* time-dependent phases of the superconducting order parameter per unit cell, $\chi_n = \{\chi_{0,n}; \chi_{+,n}\}$. By making use of the Kirchhoff's laws and choosing a spanning tree (graph theory) as introduced in Refs. [53, 54], we obtain the Lagrangian $L = K - U$, where the potential U and the kinetic K energies are written as follows

$$U(\{\chi_n\}) = E_J \sum_{n=1}^N [2 + \alpha - \cos(\chi_{+,n} - \chi_{0,n}) - \cos(\chi_{0,n+1} - \chi_{+,n}) - \alpha \cos(\chi_{0,n} - \chi_{0,n+1})] \quad (1)$$

and

$$K(\{\dot{\chi}_n\}) = \frac{\hbar^2}{16E_C} \sum_{n=1}^N [(\dot{\chi}_{+,n} - \dot{\chi}_{0,n})^2 + (\dot{\chi}_{0,n+1} - \dot{\chi}_{+,n})^2 + |\alpha|(\dot{\chi}_{0,n} - \dot{\chi}_{0,n+1})^2] + \frac{\hbar^2}{16E_{C_0}} \sum_{n=1}^{N+1} (\dot{\chi}_{0,n})^2, \quad (2)$$

where the charging energy to the ground $E_{C_0} = (C/C_0)E_C$.

A. Effective Hamiltonian of a single building block

A frustrated saw-tooth chain of Josephson junctions consists of periodically arranged building blocks, i.e., triangular superconducting loops interrupted by three (two -0 and one $-\pi$) Josephson junctions. The schematic of a single building block is presented in Fig. 2. To elaborate the classical and quantum dynamics of a single building block we introduce the Josephson phases as $\varphi_1 = \chi_{+,1} - \chi_{0,1}$, $\varphi_2 = \chi_{0,2} - \chi_{+,1}$ and $\varphi_3 = \chi_{0,1} - \chi_{0,2}$. For superconducting loops of a small area the Josephson phases satisfy the flux quantization condition, $\varphi_1 + \varphi_2 + \varphi_3 = 0$. As we are interested in the low-energy dynamics of the system, we make a few further simplifications. First, it is not necessary to take into account the 2π -periodicity of

the potential energy landscape, because the energy barriers $\simeq E_J$ are assumed to be large compared to both $k_B T$, where T is the temperature, and $\hbar\Omega$, where Ω is a typical frequency of small oscillations.

Taking into account the flux quantization condition, one finds that the potential energy is determined by two Josephson phases $\varphi_{1,2}$. It is convenient to symmetrize these variables by introducing the symmetric and antisymmetric combinations $\varphi_{s,a} = (\varphi_1 \pm \varphi_2)/2$. In the frustrated regime $-1 < \alpha < -0.5$, the potential energy has two equivalent shallow minima at $\varphi_s = \pm u_0$ with $u_0 = \arccos[1/(2|\alpha|)]$ and $\varphi_a = 0$ (see Fig. 3). These minima are separated by the potential energy barrier $E_J(\alpha) = -E_J[2(1 + \alpha) + 1/(2\alpha)]$, which becomes zero at the critical value of $\alpha = \alpha_c = -0.5$. Since the frequency of small oscillations in the φ_a direction is much larger than those in the φ_s direction, they cannot be excited at low temperatures. Therefore, the potential energy of a single building block of frustrated saw-tooth chains of Josephson junctions is effectively determined by a single dynamic variable, φ_s .

In the classical frustrated regime, the two minima of the potential energy correspond to non-zero persistent currents flowing in two opposite (clockwise or anticlockwise) directions. Note that the frustrated regime, as defined here, is equivalent to the so-called *flux qubit* biased to the symmetry point [43], i.e., an externally applied magnetic flux $\Phi = (1/2)\Phi_0$, where Φ_0 is the flux quantum. The kinetic energy (2) of a single building block depends on $\dot{\varphi}_s$ and $\dot{\chi}_{0,1}$. The latter determines the dynamics of the whole system and does not affect the collective states of the system. Thus, we further disregard this dynamics and set $\dot{\chi}_{0,1}$ to zero.

With these simplifications, we can now express the circuit Lagrangian for a single building block of a system as

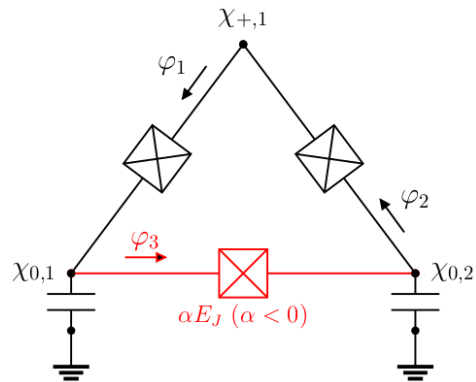


FIG. 2. (color online) The schematic of a single building block of frustrated saw-tooth chains of Josephson junctions. The phases of the order parameter of superconducting islands, χ_0 (χ_+), and corresponding Josephson phases φ are shown.

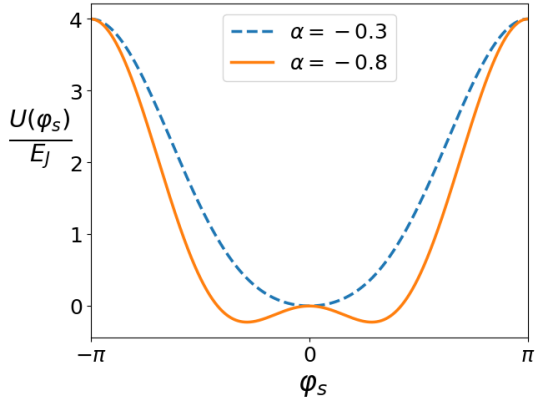


FIG. 3. (color online) Calculated effective potential energy of a single building block. In the non-frustrated regime there is a single minimum at $\varphi_s = 0$ (dashed line), and in the frustrated regime there are two shallow minima $\varphi_s = \pm u_0$ (solid line).

(from here, we will omit the index s in φ_s),

$$\mathcal{L}_{sb} = \frac{\hbar^2}{8E_C} (\gamma + 1 + 2|\alpha|) \dot{\varphi}^2 - E_J [2 + \alpha - 2\cos(\varphi) - \alpha\cos(2\varphi)], \quad (3)$$

where the parameter $\gamma = C_0/C$ is introduced. The characteristic frequency Ω of small oscillations of the Josephson phase around the minima of the potential energy is

$$\Omega = [2/(\hbar)] \sqrt{E_C E_J (|4\alpha + 1/|\alpha||)/(\gamma + 1 + 2|\alpha|)}. \quad (4)$$

We also define the effective mass:

$$m_{eff} = (\hbar^2/4E_C)(\gamma + 1 + 2|\alpha|). \quad (5)$$

Introducing the generalized momentum $p = \partial\mathcal{L}_{sb}/\partial\dot{\varphi}$ and representing it in the operator form $\hat{p} = -i\hbar\partial/\partial\varphi$ we arrive at the circuit Hamiltonian

$$\hat{H}_{sb} = \frac{2E_C}{\hbar^2} \frac{1}{\gamma + 1 + 2|\alpha|} \hat{p}^2 + E_J [2 + \alpha - 2\cos(\varphi) - \alpha\cos(2\varphi)]. \quad (6)$$

B. Effective Hamiltonian of frustrated saw-tooth chains of Josephson junctions

Using the assumptions discussed in Sec. II A and introducing the Josephson phases as $\vec{\varphi} = \{\varphi_n\}$, where $\varphi_n = \chi_{+,n} - \chi_{0,n}$, and n is the cell number, the Lagrangian of a saw-tooth chain of Josephson junctions embedded in the transmission line (see Fig. 1) is written as follows

$$\mathcal{L} = \frac{\hbar^2}{8E_C} \left[(1 + 2|\alpha|) \dot{\vec{\varphi}}^T \dot{\vec{\varphi}} + \dot{\vec{\varphi}}^T \mathbf{C}_\gamma \dot{\vec{\varphi}} \right] - E_J \sum_i (2 + \alpha - 2\cos(\varphi_i) - \alpha\cos(2\varphi_i)), \quad (7)$$

where the non-diagonal capacitance matrix \mathbf{C}_γ determines the *interaction* between the Josephson junctions of different cells and is expressed explicitly as

$$\mathbf{C}_\gamma = 2\gamma \begin{bmatrix} N & N-1 & N-2 & \dots & 1 \\ N-1 & N-1 & N-2 & \dots & 1 \\ N-2 & N-2 & N-2 & \dots & 1 \\ \vdots & \vdots & \vdots & \ddots & 1 \\ 1 & 1 & 1 & 1 & 1 \end{bmatrix}. \quad (8)$$

Similar to Sec. II A, the generalized momenta are defined as $\vec{p} = \partial\mathcal{L}/\partial\dot{\vec{\varphi}}$. Applying the Fourier transform $\vec{\varphi} \rightarrow \vec{\varphi}_k$ and utilizing the special tri-diagonal form of the inverse capacitance matrix \mathbf{C}_γ^{-1} , we derive the circuit Hamiltonian in the k -space as $\hat{H}_k = \frac{2E_C}{\hbar^2} \sum_k \Gamma(k) \hat{p}_k \hat{p}_{-k} + \sum_k U(\phi_k)$, where the non-local kinetic energy factor $\Gamma(k)$ is

$$\Gamma(k) = \frac{\sin^2(k/2)}{\gamma/2 + (1 + 2|\alpha|)\sin^2(k/2)}. \quad (9)$$

Performing the inverse Fourier transform, the effective circuit Hamiltonian is then written as

$$\hat{H} = \frac{2E_C}{\hbar^2} \left[\Gamma_d \sum_i \hat{p}_i^2 - \Gamma_o \sum_{i \neq j} e^{-|i-j|/\ell_0} \hat{p}_i \hat{p}_j \right] + E_J \sum_i [2 + \alpha - 2\cos(\varphi_i) - \alpha\cos(2\varphi_i)] \quad (10)$$

where the parameters $\Gamma_d = \frac{1}{2|\alpha|+1} - \frac{\gamma}{(2|\alpha|+1)\sqrt{\gamma(4|\alpha|+\gamma+2)}}$ and $\Gamma_o = \frac{\gamma}{(2|\alpha|+1)\sqrt{\gamma(4|\alpha|+\gamma+2)}}$, and the interaction length, $\ell_0 = \left| \log \left(\frac{2|\alpha|+1+\gamma-\sqrt{\gamma(4|\alpha|+\gamma+2)}}{2|\alpha|+1} \right) \right|^{-1}$.

The term proportional to Γ_o determines the interaction between the cells. Therefore, if $\gamma = 0$ the quantum dynamics of a saw-tooth chain of Josephson junctions is reduced to the dynamics of independent cells. As $\gamma = C_0/C \ll 1$, the interaction strength is small but extends over a long range, $\ell_0 \simeq 1/\sqrt{\gamma}$. In the limit of $\gamma \gg 1$, only the nearest neighbor interactions remain. The typical dependence of the inverse interaction length $1/\ell_0$ on the parameter γ is presented in Fig. 4. To conclude this section, we notice that the interaction length ℓ_0 has a physical meaning of the charge screening length [34].

III. EFFECTIVE QUANTUM SPIN MODEL

In the frustration regime, $\alpha < \alpha_c = -0.5$ ($f > f_c = 3/4$), the potential energy of a system exhibits 2^N equivalent minima separated by small potential barriers (see the solid line in Fig. 3 for a single building block). At low temperatures, as $k_B T \ll \hbar\Omega$, where Ω is the characteristic frequency around each minimum, the coherent quantum regime is established, and in this regime the

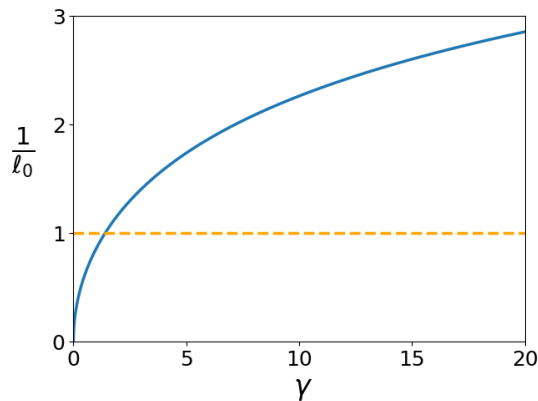


FIG. 4. (color online) Calculated dependence of the inverse interaction length $1/\ell_0$ on the ratio of the ground C_0 and the Josephson junction C capacitances, $\gamma = C_0/C$. We choose $\alpha = -0.8$.

quantum dynamics of a system consists of small oscillations around the positions of the minima and quantum tunneling between them. The latter corresponds to the coherent quantum beats between persistent currents of opposite directions. Equivalently, it can be understood as the coherent quantum beats between vortex/antivortex penetrating each cell. The amplitude of such macroscopic quantum tunneling is exponentially small if the parameter α is not too close to the critical value α_c . To analyze the coherent quantum frustrated regime, we use the variational approach allowing to reduce the circuit Hamiltonian (10) to an *effective spin Hamiltonian*. In this section, we apply this method to a single building block of a frustrated saw-tooth Josephson junction array (see Fig. 2).

A. Variational approach

Here, we present an outline of the procedure. We choose the wave function of a whole system as the product of the localized wave functions taking a Gaussian form around each minimum

$$\Psi(\vec{\varphi}, \vec{\sigma}_z^{(n)}) = \frac{1}{R} \exp \left[- \left(\vec{\varphi} - u_0 \vec{\sigma}_z^{(n)} \right) \mathbf{A} \left(\vec{\varphi} - u_0 \vec{\sigma}_z^{(n)} \right) \right], \quad (11)$$

where $1/R$ is the normalization factor. The presence of two minima in each cell is denoted by the classical spin component, $\sigma_z = \pm 1$. Thus, the wave function Ψ_n is determined by the vector of Josephson phases, $\vec{\varphi} = \{\varphi_i\}$, and the n -th configuration of the spin vector, $\vec{\sigma}_z^{(n)} = \{\sigma_{z,i}\}$, where i is the cell number. Using these functions as a basis, the matrix elements of an effective spin Hamiltonian are calculated as

$$\mathbf{H}_{nl} = \int d\vec{\varphi} \Psi(\vec{\varphi}, \vec{\sigma}_z^{(n)}) \hat{H} \Psi(\vec{\varphi}, \vec{\sigma}_z^{(l)}). \quad (12)$$

For Josephson arrays with N cells, we have 2^N basis functions, and \mathbf{H} is a $2^N \times 2^N$ matrix.

The $N \times N$ matrix \mathbf{A} is obtained by minimizing the ground state expectation value, $E_0 = \mathbf{H}_{nn} = \int d\vec{\varphi} \Psi(\vec{\varphi}, \vec{\sigma}_z^{(n)}) \hat{H} \Psi(\vec{\varphi}, \vec{\sigma}_z^{(n)})$. Other matrix elements of the effective spin Hamiltonian $\hat{\mathbf{H}}$ contain exponentially small factors $G_{n,l}$ obtained as

$$\mathbf{H}_{nl} \propto G_{n,l} = \exp \left[-\frac{1}{2} u_0^2 \left(\vec{\sigma}_z^{(n)} - \vec{\sigma}_z^{(l)} \right) \mathbf{A} \left(\vec{\sigma}_z^{(n)} - \vec{\sigma}_z^{(l)} \right) \right]. \quad (13)$$

Next, we define $\vec{Z}_{n,l} = \left(\vec{\sigma}_z^{(n)} - \vec{\sigma}_z^{(l)} \right)$. This vector is zero if no quantum tunneling events are present upon going from the configuration (n) to (l) or vice versa. A single tunneling event in the j th-cell leads to a non-zero element $Z_j = \pm 2$, and the term $\propto \hat{\sigma}_{x,j}$ in the effective spin Hamiltonian $\hat{\mathbf{H}}$. In this framework, a single tunneling event is equivalent to a *spin-flip* of the j th spin. Multiple simultaneous tunneling events, i.e., spin-flips occurring in different cells, are interpreted as an interaction between different spins.

B. Effective spin Hamiltonian: a single building block

For the single building block of a frustrated Josephson junction array, an application of the procedure elaborated above results in the effective spin Hamiltonian:

$$\hat{\mathbf{H}}_{sb} = \Delta_{sb} \hat{\sigma}_x. \quad (14)$$

The quantum tunneling amplitude, i.e., a single spin-flip, is obtained as follows: the matrix \mathbf{A} is reduced to a single parameter A , and utilizing harmonic approximation for the potential $U(\varphi)$ we get the analytical result, $A = m_{eff} \Omega / (2\hbar)$, or explicitly $A = \sqrt{(E_J/16E_C)(|4\alpha + 1/|\alpha|})(\gamma + 1 + 2|\alpha|)$. Calculating the Gaussian integrals in Eq. (12) we obtain the non-diagonal matrix element of Eq. (14) containing a small exponential factor as

$$\Delta_{sb} \propto G_1 = \exp(-2u_0^2 A). \quad (15)$$

The pre-exponential factor in Eq. (15) was calculated numerically, and was obtained to be of the order $\hbar\Omega$.

Additionally, one can find the quantum tunneling amplitude by making use of the quasiclassical (*WKB*) approximation [55]. In a complete analogy with Refs. [43, 55] the tiny energy gap $2\Delta_{sb}$ between the two lowest eigenvalues is written as:

$$\Delta_{sb}^{WKB} = \frac{\hbar\Omega}{2\pi} \exp \left(-\frac{2\sqrt{2m_{eff}E_J}}{\hbar} \left(\sqrt{2|\alpha| - \frac{1}{2|\alpha|}} - \frac{1}{\sqrt{2|\alpha|}} \arccos \left(\frac{1}{2|\alpha|} \right) \right) \right). \quad (16)$$

In order to compare the results for Δ_{sb} obtained by two methods, one can study small exponential factors in the limit $\alpha \rightarrow \alpha_c$. In this limit, the variational approach results in $\ln G_1 = -\sqrt{\frac{E_J}{E_C}(\gamma+2)}(2|\alpha|-1)^{3/2}$, while using the quasiclassical approximation one obtains $\ln\left(\frac{2\pi\Delta_{sb}^{WK\beta}}{\hbar\Omega}\right) = -\frac{4}{3}\sqrt{\frac{E_J}{E_C}(\gamma+2)}(2|\alpha|-1)^{3/2}$. Therefore, these two methods demonstrate the same universal dependence of a small exponential factor in Eqs. (15) and (16) on the parameter α as $\alpha \simeq \alpha_c$, with only different numerical factors.

Therefore, one can expect that the variational approach can be effectively used to describe low-energy quantum dynamics of long frustrated Josephson junction arrays.

IV. EFFECTIVE XX SPIN HAMILTONIAN WITH A LONG-RANGE INTERACTION

Here, we apply the variational approach, elaborated in the Section III, to derive an effective spin Hamiltonian for a long frustrated saw-tooth chain of Josephson junctions. Using the trial wave function, Eq. (11), and calculating the expectation value of the ground state energy, $E_0(\mathbf{A}) = \mathbf{H}_{nm} = \int d\vec{\varphi}\Psi(\vec{\varphi}, \vec{\sigma}_z^{(n)})\hat{H}\Psi(\vec{\varphi}, \vec{\sigma}_z^{(n)})$, we obtain the matrix \mathbf{A} by minimizing E_0 . Due to the specific structure of the interaction in the Hamiltonian (Eq. (10)), it is convenient to rewrite the Hamiltonian in the k -space and use the harmonic approximation:

$$\hat{H}_{\text{harm}} = \frac{1}{2m_k}\hat{p}_k\hat{p}_{-k} + \frac{m_k\Omega_k^2}{2}\varphi_k\varphi_{-k}, \quad (17)$$

where we identify $m_k = \frac{\hbar^2}{4E_C}\frac{1}{\Gamma(k)}$ and $\Omega_k = \sqrt{\frac{E_J}{m_k}(4|\alpha|-1/|\alpha|)}$. In the k -space, the trial wave function has a simple form: $\Psi_k = 1/R_k \exp(-\zeta_k\phi_k^2)$. It allows us to obtain the parameter ζ_k as

$$\zeta_k = \frac{m_k\omega_k}{2\hbar} = \frac{D}{4} \frac{\sqrt{\gamma/2 + (2|\alpha|+1)\sin^2(k/2)}}{|\sin(k/2)|}, \quad (18)$$

where $D = \sqrt{\frac{E_J}{E_C}\left(4|\alpha| - \frac{1}{|\alpha|}\right)}$. Making the inverse Fourier transformation to the real space, we obtain the dependence of the matrix elements A_{nm} on the distance between n -th and m -th cells:

$$A(|n-m|) = 2 \sum_k \zeta_k \cos[k(n-m)]. \quad (19)$$

In this analysis we imply open boundary conditions.

The analysis of the non-diagonal matrix elements of the effective spin Hamiltonian $\hat{\mathbf{H}}$ (Eq. (13)) allows us to conclude that multiple simultaneous spin flips involving n cells with $n > 2$ are exponentially small compared to the spin flips with $n = 1$ and $n = 2$ (see the Appendix

for details). Taking this property into account, we write the effective spin Hamiltonian in the following form:

$$\hat{\mathbf{H}} = \sum_{n=1}^N \Delta \hat{\sigma}_{x,n} + \frac{1}{2} \sum_{n \neq m} J(|n-m|) [\hat{\sigma}_{x,n} \hat{\sigma}_{x,m} + \hat{\sigma}_{y,n} \hat{\sigma}_{y,m}]. \quad (20)$$

Here, the first and second terms in the r.h.s. of Eq. (20) describe the quantum tunneling between a vortex and an antivortex in a single cell, and induced by the coupling to a transmission line the long/short-range exchange spins interaction between different cells, accordingly. The amplitude of quantum tunneling, Δ , and the exchange interaction strength, $J(|n-m|)$, are determined by the matrix elements A_{nm} as

$$\Delta = \Delta_0 \exp[-2u_0^2 A(0)] \quad (21)$$

and

$$J(|n-m|) = J_0 \exp\{-4u_0^2[A(0) - A(|n-m|)]\}, \quad (22)$$

where both pre-exponential factors, Δ_0 and J_0 , are of the order of $\hbar\Omega$.

A. The parameters Δ and $J(|n-m|)$: general properties

The parameters Δ and $J(|n-m|)$ of the effective spin Hamiltonian $\hat{\mathbf{H}}$ are determined by *two* matrix elements $A(0)$ and $A(|n-m|)$ having the following properties: in the absence of the coupling to the transmission line, i.e., as $C_0 = 0$, the matrix $A(|n-m|)$ has a diagonal form, $A(|n-m|) = (m_{eff}\Omega/\hbar)\delta_{nm}$. Therefore, the exchange interaction term in the Hamiltonian (20) is absent. In this case the value of Δ coincides with Δ_{sb} (Eqs. (15) and (16) for $C_0 = 0$).

In a general case of $C_0 \neq 0$, the matrix elements $A(0)$ and $A(|n-m|)$ strongly depend on the ratio of the total length of the array N to the interaction length ℓ_0 . For short arrays, as $N < \ell_0$, we obtain that the exchange interaction term in the Hamiltonian (20) is small and weakly decays with the distance $|n-m|$. The parameter $\Delta \simeq \Delta_{sb}$.

However, the most interesting case is realized for long arrays as $N \gg \ell_0$. Here, the parameter $A(0)$ increases logarithmically with N , i.e., $A(0) = (D/2)\sqrt{\gamma/2}\ln(N/\ell_0)$, and therefore, the amplitude of the quantum tunneling between vortex and antivortex in a single cell is strongly suppressed. The typical dependence of $\Delta(N)$ is shown in Fig. 5 (green solid line). On the other hand, the parameter $[A(0) - A(1)]$, determining the strength of the exchange interaction $J(1)$, weakly depends on N (see, red line in Fig. 5). This means that varying the length of the array N or the interaction length $\ell_0(\gamma)$ enables one to switch between strong and weak exchange interactions.

At the distance $|n-m| > \ell_0$, the parameter $A(|n-m|)$ increases with $|n-m|$ as $A(|n-m|) = (D/2)\sqrt{\gamma/2} \times$

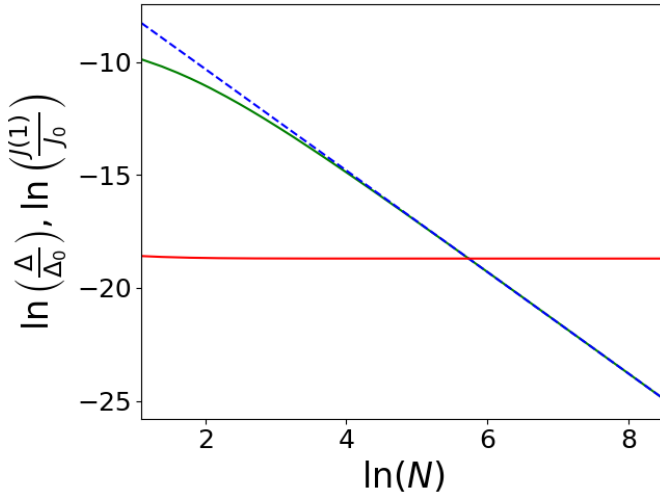


FIG. 5. (color online) Calculated dependencies of the amplitude of quantum tunneling, Δ (green solid line), and the exchange interaction strength, $J(1)$ (red solid line), on the total length N . The blue dashed line indicates the logarithmic behavior of $\ln(\Delta/\Delta_0)$ as $N > \ell_0$. The chosen parameters are $\alpha = -0.8$, $\gamma = 1.0$, and $E_J/E_C = 80$.

$\ln(N/|n-m|)$. Therefore, the exchange interaction term can be accurately approximated by a power-law $J(x) \approx J(1)(|x|)^{-\beta}$ with $\beta = (Du_0^2)\sqrt{\gamma/2}$. The typical dependencies of $J(|x|)$, together with the power-law approximations (shown by dashed lines) for different values of the parameter γ , are presented in Fig. 6a. The obtained dependence of the power exponent β on the parameter γ is presented in Fig. 6b.

Thus, varying the parameters E_J , E_c , α and γ , one can realize different regimes of the effective spin Hamiltonian (20): long- or short-range exchange spin interactions, as well as strong/weak local quantum tunneling amplitude.

V. COLLECTIVE PHASES OF THE EFFECTIVE SPIN HAMILTONIAN

Here, we present a numerical analysis of the effective XX spin Hamiltonian in the situation when the exchange spin-spin interaction decays with distance according to a power law. We rewrite Eq. (20) in the dimensionless form:

$$\frac{\hat{H}}{J(1)} = \sum_{n=1}^N \tilde{\Delta} \hat{\sigma}_{x,n} + \frac{1}{2} \sum_{n \neq m} \frac{1}{|n-m|^\beta} [\hat{\sigma}_{x,n} \hat{\sigma}_{x,m} + \hat{\sigma}_{y,n} \hat{\sigma}_{y,m}], \quad (23)$$

where we introduce the dimensionless parameter $\tilde{\Delta} = \Delta/J(1)$.

This Hamiltonian is not integrable (except the case of $\Delta = 0$) [56, 57], and therefore, our further analysis is based on the direct numerical diagonalization of Eq. (23) for spin chains of a moderate size, up to $N = 16$. Exploiting open boundary conditions and fixing the pa-

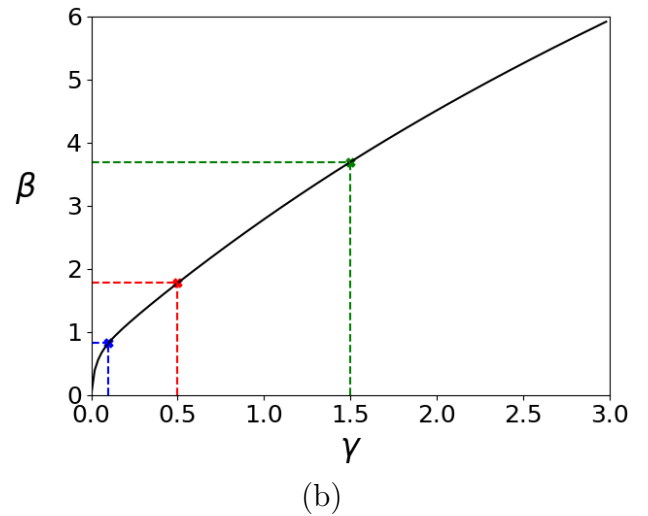
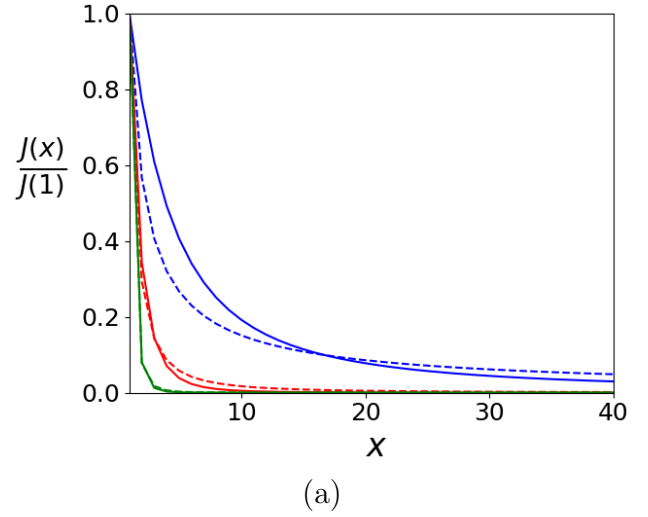


FIG. 6. (color online) (a): Calculated typical dependencies of $J(|x|)/J(1)$ (solid lines) for different values of γ : $\gamma = 1.5$ (green line), $\gamma = 0.5$ (red line) and $\gamma = 0.1$ (blue line). The approximations with the power-law dependence are shown by colored dashed lines. Other parameters were chosen as $\alpha = -0.8$, $N = 1000$, $E_J/E_C = 80$. (b): The calculated dependence of the power exponent β on the parameter γ . The colored dashed lines correspond to the $J(|x|)$ curves presented in Fig. 6a. Other parameters were chosen as $\alpha = -0.8$, $N = 1000$, $E_J/E_C = 80$.

rameters $\tilde{\Delta}$, β , we obtain the eigenvalues E_α and eigenvectors $|\psi_\alpha\rangle$, where α is the label of the different energy levels. Instead of performing the complete numerical diagonalization [58], we use Arnoldi method [59] to find the eigenvalues and eigenvectors of the ground and first excited state E_0 , E_1 , $|\psi_0\rangle$ and $|\psi_1\rangle$. Next, we vary the parameters $|\tilde{\Delta}| < 15$ and $0 < \beta < 5$, to explore the different collective phases.

We characterize the collective quantum phases by the dimensionless minimum energy gap, i.e., $G = (E_1 - E_0)/J(1)$. In Fig. 7a, the dependencies of the minimum energy gap G on the relative amplitude of the σ_x

term, $\tilde{\Delta}$, for different values of β are presented. One can see that for the large values of $|\tilde{\Delta}|$, the interaction term becomes relatively small, and extensive local spin-flips lead to the *paramagnetic* (P) state. The P -state is characterized by a finite value of the minimum energy gap $G \propto |\tilde{\Delta}|$, a low entanglement, and the quantum-mechanical average of the total x -component of the magnetization, $M_x = 1/N < \sum_i \sigma_{x,i} >$ is one.

As the parameter $|\tilde{\Delta}|$ decreases below the critical value, the exchange spin interaction plays a dominant role, and the so-called *compressible superfluid* (CS) state forms. From a study of the analytically tractable XX models with a nearest-neighbors interaction [60], it is well known that at $\Delta = 0$, CS -state demonstrates zero minimum energy gap in the limit of infinite number of spins N . From Fig. 7a one sees that the CS -state occurs also for the XX model with a short/long-range exchange interaction and x -component of the magnetic field. The small wiggles observed in the dependence of $G(\tilde{\Delta})$ are attributed to the finite-size effects (see the discussion below) [61].

We also obtain the well-defined crossover between the P - and CS -states, and the critical value of $|\tilde{\Delta}_c(\beta)|$ separating these phases increases as the parameter β decreases, which means that the range of the parameter $\Delta/J(1)$ for which the CS -state is observed, increases for a long-range interaction as $\beta \leq 2$. Our observations are summarized in the color plot of Fig. 7b, where the minimum energy gap G as a function of $\tilde{\Delta}$ and β is presented. Notice here, that the effective spin model (23) with the nearest-neighbor interactions has been studied using the semi-classical product of states (no entanglement) approximation in [62], and the lower bound of the critical value $|\tilde{\Delta}_c| > |\tilde{\Delta}_n| = 2\sqrt{2}$ for the quantum phase transition between the P - and CS -states, was obtained. Using the Jordan-Wigner transformation and following mean-field analysis the quantum corrections resulting in a slight increase of the critical value $|\tilde{\Delta}_c| \simeq 3$ have been obtained in Refs. [56, 57]. As $\beta \gg 1$, i.e., for short-range spin-spin exchange interaction, our numerical results obtained for the minimum energy gap G dependence on the $\tilde{\Delta}$ in both P and CS collective quantum states are consistent with such analysis [56, 57].

The *spatial* properties of the collective states can be further characterized through the spatial correlation function of the y -component of local spins:

$$C_y(|i-j|) = \langle \sigma_{y,i} \sigma_{y,j} \rangle. \quad (24)$$

The obtained dependencies of $C_y(N/2 - 1)$ on the parameter $\tilde{\Delta}$ for different values of β are presented in Fig. 8a. In the P -state, spatial correlations between spins located at a large distance are absent, and in the CS -state the negative spatial correlations oscillating with $\tilde{\Delta}$ were found. However, as the parameter $\beta \leq 2$ (a long-range exchange spin interaction), the spatial correlations in y -direction are strongly diminished. Thus, the collective phase obtained in the presence of a long-range exchange spin interaction can be called a *weakly compressible superfluid* ($w-CS$) state. The complete dependence

of $C_y(N/2 - 1)$ on the parameters $\tilde{\Delta}$ and β , is presented in Fig. 8b.

The CS -state realized in a short-range interaction regime, as $\beta \gg 1$, also shows pronounced antiferromagnetic oscillations in the $C_y(n)$ dependence (see, the blue line in Fig. 9). In the $w-CS$ -state, obtained in a long-range interaction regime ($\beta \leq 2$), the amplitude of the antiferromagnetic oscillations of $C_y(n)$ decreases (see, the green and red lines in Fig. 9). For a non-zero $\tilde{\Delta}$, the oscillatory behaviour of the correlation function with a dependence of the period and amplitude on $\tilde{\Delta}$ (similar to the observations in [57]) and β (see Fig. 10) persists. We also calculated the correlation function in x -direction

$$C_x(|i-j|) = \langle \sigma_{x,i} \sigma_{x,j} \rangle - M_x^2, \quad (25)$$

where $C_x(n)$ becomes zero for large $\tilde{\Delta}$ in P -state. In Fig. 10 we present $C_x(n)$ for $\tilde{\Delta} = 4$. $C_x(n)$ shows incommensurate behaviour, indicated previously in Ref. [57], and oscillations with large amplitude.

To conclude this Section, we notice that in the CS ($w-CS$)-states, the amplitude of oscillations of $C_y(n)$ exponentially decays with the distance n , and one can introduce the correlation length, ξ . Explicitly, we define the correlation length as (see Refs. [58])

$$\xi = \frac{1}{q_1} \sqrt{\frac{S(0)}{S(q_1)} - 1}, \quad (26)$$

where $q_1 = 2\pi/N$ and

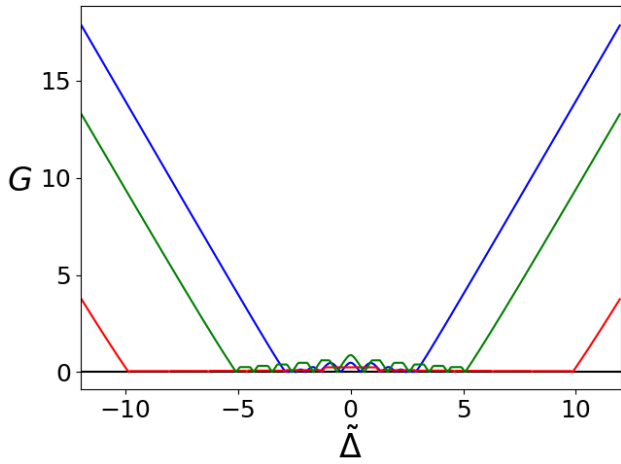
$$S(q) = \sum_{j=0}^N |C(j)| \cos(qj). \quad (27)$$

The correlation length ξ depends on the parameters $\tilde{\Delta}$, β , as well as the total number of spins N . In the CS state, we obtain that the dependencies of the ratio ξ/N on $\tilde{\Delta}$ for various N demonstrate a standard scaling behavior [58, 63–65]. It is presented in Fig. 11a for $\beta = 4.5$, where one can see all curves intersecting in a single point. Thus, these scaling arguments support the conclusion that $\tilde{\Delta} \approx 3$ determines the phase transition between P and CS states [56, 57, 62].

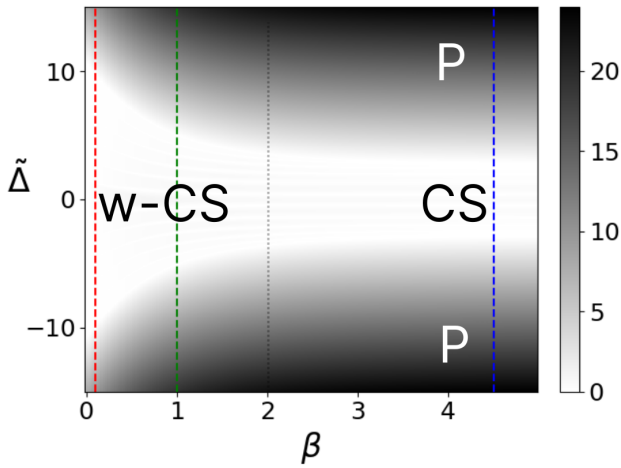
On the contrary, in the $w-CS$ the dependencies of ξ/N on $\tilde{\Delta}$ do not show a single intersection point (see, Fig. 11b), and therefore, to obtain the critical value $\tilde{\Delta}$ determining the phase transition between $w-CS$ and P states, one has to go beyond the direct diagonalization procedure.

VI. CONCLUSIONS

In conclusion, we theoretically study the collective quantum phases occurring in frustrated saw-tooth chains of Josephson junctions embedded in a dissipationless transmission line. The frustration was introduced



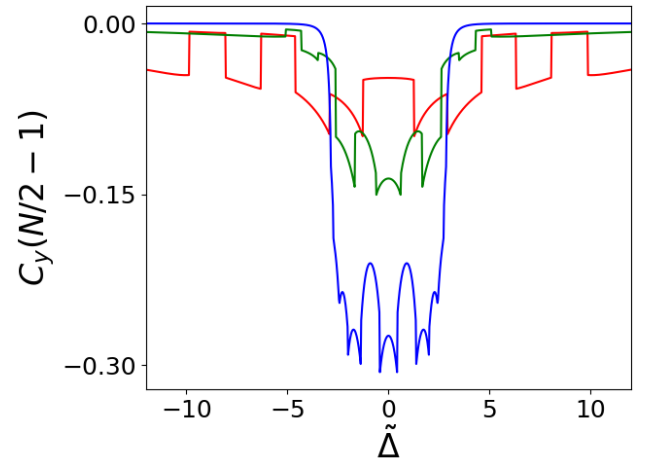
(a)



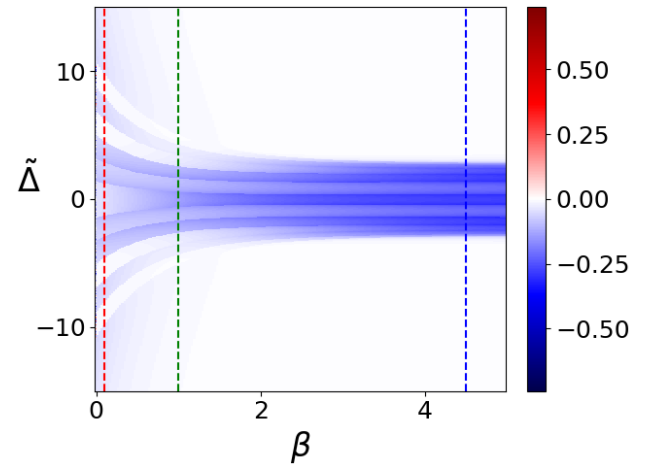
(b)

FIG. 7. (color online)(a) Calculated dependence of the minimal energy gap, $G = (E_1 - E_0)/J(1)$, on the ratio of the local tunneling amplitude to the maximum exchange interaction strength, $\tilde{\Delta} = \Delta/J(1)$ for various values of β : $\beta = 4.5$ (blue line), $\beta = 1.0$ (green line), $\beta = 0.1$ (red line); (b) The color plot showing the dependence of the minimal gap G on $\tilde{\Delta}$ and β . The color dashed lines corresponds to the values of β presented in Fig. 7a. The other physical parameters were chosen as $N = 12$, $\alpha = -0.8$, $E_J/E_C = 80$.

through the periodic arrangement of 0- and π -Josephson junctions. The frustrated regime is realized for the parameter $-1 < \alpha < -0.5$, where αE_J is the Josephson coupling energy of π -Josephson junctions. In this regime a single basic cell of the system, i.e., a superconducting triangle, composed of two 0- and one π -Josephson junctions embedded in the superconducting loop, shows two stable states separated by a potential barrier. These two stable states correspond to the persistent currents (magnetic vortex/antivortex) flowing in clockwise or anticlockwise directions. In the quantum frustrated regime, the macroscopic quantum tunnelling yields coherent quantum beats between these two states. Thus, a single ba-



(a)



(b)

FIG. 8. (color online) (a) Calculated dependence of the spatial correlations along y -axis characterized by $C_y(N/2 - 1)$ on the dimensionless parameter $\tilde{\Delta}$ for various values of β : $\beta = 4.5$ (blue line), $\beta = 1.0$ (green line), $\beta = 0.1$ (red line); (b) The color plot of the spatial correlations $C_y(N/2 - 1)$ as the function of $\tilde{\Delta}$ and β . The color dashed lines correspond to the values of β presented in Fig. 8a. The parameters were chosen as $N = 12$, $\alpha = -0.8$, $E_J/E_C = 80$.

sic element of a frustrated saw-tooth chain of Josephson junctions is equivalent to a single flux qubit biased at the symmetry point [43].

The collective macroscopic quantum dynamics of a *large* frustrated saw-tooth chain of Josephson junctions crucially depends on the interaction between Josephson junctions located in different cells. Direct embedding of π -Josephson junctions in the transmission line establishes either a long or short-range interaction. The range of interaction is determined as $\ell_0 \simeq \sqrt{C/C_0}$ where C and C_0 are capacitances of Josephson junctions and the transmission line, accordingly.

By making use of the variational approach, we reduce the quantum superconducting circuit Hamiltonian of a

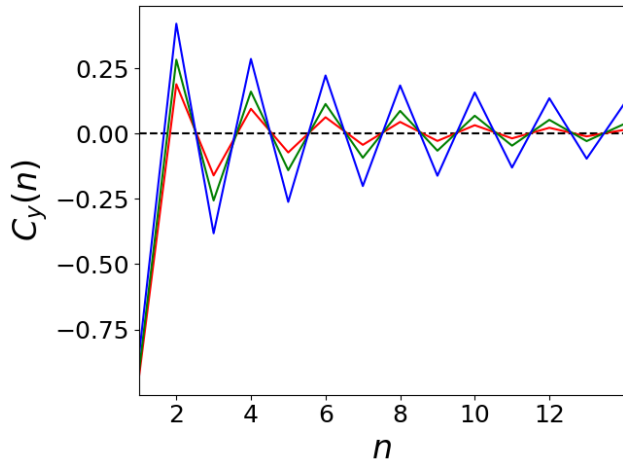


FIG. 9. (color online) Calculated spatial correlation function $C_y(n)$ in the absence of the local quantum tunneling ($\tilde{\Delta} = 0$) for different values of β : $\beta = 4.5$ (blue line), $\beta = 1.0$ (green line), $\beta = 0.1$ (red line). The other parameters were chosen as: $\alpha = -0.8, N = 15$.

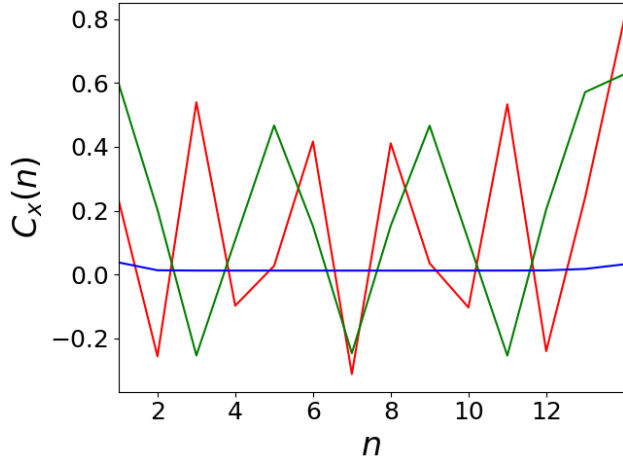
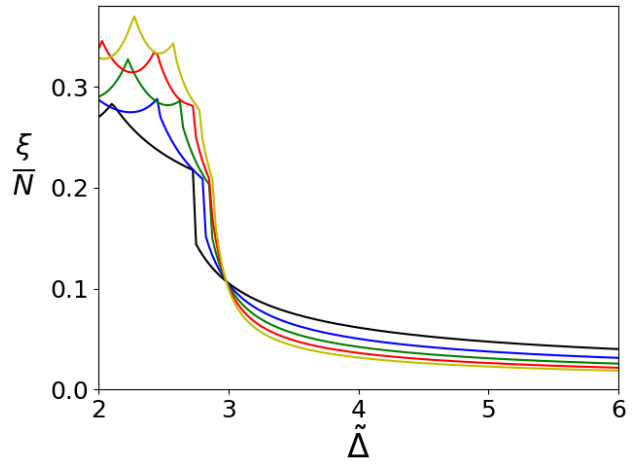


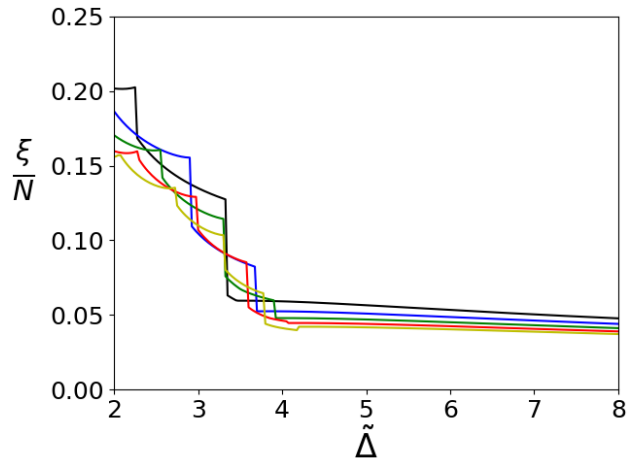
FIG. 10. (color online) Calculated spatial correlation function $C_x(n)$ for non-zero local quantum tunneling $\tilde{\Delta} = 4$ for different values of β : $\beta = 4.5$ (blue line), $\beta = 1.0$ (green line), $\beta = 0.1$ (red line). The other parameters were chosen as: $\alpha = -0.8, N = 15$.

system to the effective interacting spin chain XX Hamiltonian (Eq. (20)), in which the local spin-flips and a long/short exchange spin-spin interaction are taken into account. We obtain that the amplitude of a local spin-flips Δ is drastically suppressed in the limit of long arrays, $N \gg \ell_0$, and therefore, the dimensionless parameter $\tilde{\Delta} = \Delta/J(1)$ determining the appearance of a specific collective quantum phase can be tuned in a wide region by changing the physical parameters E_J, α, C, C_0 and N . The exchange spin-spin interaction decays with distance as a power law with exponent β , which can be either larger or smaller than 1.

Using the direct numerical diagonalization of the



(a)



(b)

FIG. 11. (color online) Calculated dependencies of the relative correlation length, ξ/N , on $\tilde{\Delta}$ for different values of the spin chain length, N : $N = 6$ (black lines), $N = 8$ (blue lines), $N = 10$ (green lines), $N = 12$ (red lines), $N = 14$ (yellow lines). For a short-range interaction (a) ($\beta = 4.5$) the typical scaling behavior as a single crossing point of different graphs, $\tilde{\Delta} \approx 3$ determines the phase transition between P - and CS states. For a long-range interaction ($\beta = 1.5$) shown in (b) the scaling behavior is absent.

Hamiltonian (Eq. (23)) for the spin chains up to $N = 16$ sites, we identify several collective quantum phases: the paramagnetic (P)-state, the compressible superfluid (CS) and weakly compressible superfluid ($w-CS$) states, characterized by absence (presence) of the minimum energy gap (see, Fig. 7a), and substantial spatial antiferromagnetic correlations (see, Fig. 8a). Varying the parameters $\tilde{\Delta}$ and β , we explored the complete phase diagram (see, Figs. 7b and 8b).

Finally, we notice that an application of a small magnetic field allows us to include local $\hat{\sigma}_{z,n}$ -terms in the spin interacting Hamiltonian (20). We anticipate that the quasi-1D f -JJAs directly embedded in the low dis-

sipative transmission line can be used as a convenient experimental platform to establish the quantum simulations of large strongly interacting spin systems, and to obtain various quantum collective states.

ACKNOWLEDGMENTS

We acknowledge the support provided by the Konrad-Adenauer-Stiftung, Germany.

Appendix A: Higher-order multiple simultaneous spin flips

Here, we verify the statement that the amplitudes of higher-order spin flips are exponentially small and can be neglected in the effective Hamiltonian (20). The amplitude of the process involving spin flips in n cells depends on the distances between the constituent spins and the *parity* of each spin-flip pair. First, the amplitude of an *even* two cells ($n = 2$) spin flips

$$J^+(|n-m|) = J_0 \exp\{-4u_0^2 [A(0) + A(|n-m|)]\}. \quad (\text{A1})$$

is exponentially smaller than the odd amplitude $J(n-m)$ (see, Eq. (22)):

$$\frac{J^+(|n-m|)}{J(|n-m|)} = \exp(-8u_0^2 A(|n-m|)). \quad (\text{A2})$$

The higher-order terms for $n \geq 2$ can be written as

$$\frac{J^{(n)}(\{\mathcal{P}_i, d_i\})}{J_0^{(n)}} = \exp\left\{-4u_0^2 \left[\frac{nA(0)}{2} + \sum_{i=1}^{\binom{n}{2}} \mathcal{P}_i A(d_i) \right] \right\}, \quad (\text{A3})$$

where $\mathcal{P}_i = \{+1, -1\}$ is the parity and d_i the distances between the two constituents of the i -th spin flip. All the $\{\mathcal{P}_i, d_i\}$ are fixed for a given spin flip configuration. The sum i runs over all possible spin flips (spin pairs).

As $A(d_i)$ decays strongly with increasing distance d_i , we consider only clusters of spin flips ($\{d_i = 1, 2\}$). Thus we get the third order term

$$\frac{J^{(3)}}{J_0^{(3)}} = \exp\left\{-4u_0^2 \left[\frac{3A(0)}{2} \pm A(1) \pm A(1) \pm A(2) \right] \right\}. \quad (\text{A4})$$

Such expression can be easily extended to higher orders. Since the exponent in (A4) increases logarithmically with N the all terms $J^{(n)}$ with odd n are strongly suppressed.

The fact that the higher-order terms with $n > 2$ are indeed exponentially small can also be seen in Fig. 12,

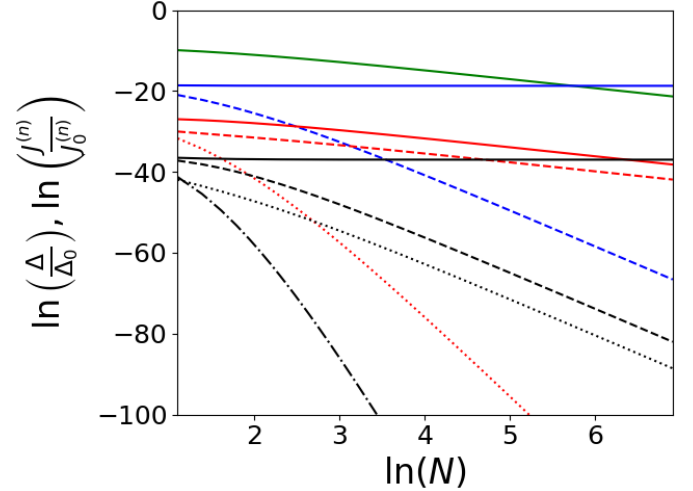


FIG. 12. (color online) Comparison of the terms up to 4th order: 1st order (green), 2nd order (blue), 3rd order (red), 4th order (black). The amplitude of quantum tunneling Δ (green solid line), the odd second order exchange interaction strength $J(1)$ (blue solid line), the even order term $J^+(1)$ (blue dashed line). The third order combinations are given as follows: odd-odd (red solid line), odd-even (red dashed line) and even-even (red dotted line). For the 4th order (black), we have the following combinations: o-o-o (solid), o-o-e (dashed), o-e-e (dotted) and e-e-e (dashdot).

which shows all spin flip amplitudes up to 4th order for a connected cluster of spin flips. From this, we conclude that the highest amplitude within a certain order occurs when all short ranged (nearest-neighbor) spin flips have odd parity. Furthermore, if the order is increased, we find that the amplitude is exponentially small and can be neglected in the effective model.

[1] P. W. Anderson, The concept of frustration in spin glasses, *Journal of the Less Common Metals* **62**, 291

(1978).

[2] R. Moessner and A. P. Ramirez, Geometrical frustration,

- Phys. Today **59**, 24 (2006).
- [3] L. Balents, Spin liquids in frustrated magnets, Nature (London) **464**, 199 (2010).
 - [4] A. Baniodeh, N. Magnani, Y. Lan, G. Buth, C. E. Anson, J. Richter, M. Affronte, J. Schnack, and A. K. Powell, High spin cycles: topping the spin record for a single molecule verging on quantum criticality, npj Quantum Materials **3**, 10 (2018).
 - [5] J. Richter, O. Krupnitska, V. Baliha, T. Krokhmal'skii, and O. Derzhko, Thermodynamic properties of $\text{Ba}_2\text{CoSi}_2\text{O}_6\text{Cl}_2$ in a strong magnetic field: Realization of flat-band physics in a highly frustrated quantum magnet, Phys. Rev. B **97**, 024405 (2018).
 - [6] S. S. Gong, W. Zhu, D. N. Sheng, and K. Yang, Possible nematic spin liquid in spin-1 antiferromagnetic system on the square lattice: Implications for the nematic paramagnetic state of fese, Physical Review B **95**, 205132 (2017).
 - [7] R. M. Fernandes, A. V. Chubukov, and J. Schmalian, What drives nematic order in iron-based superconductors?, Nature Phys. **10**, 97–104 (2014).
 - [8] M. E. Zhitomirsky and H. Tsunetsugu, Magnon pairing in quantum spin nematic, Europhysics Letters **92**, 37001 (2010).
 - [9] H. Tian-Heng et al., Fractionalized excitations in the spin-liquid state of a kagome-lattice antiferromagnet, Nature **492**, 7429 (2012).
 - [10] S. Teitel and C. Jayaprakash, Phase transitions in frustrated two-dimensional xy models, Physical Review B **27**, 598 (1983).
 - [11] A. Kitaev, Fault-tolerant quantum computation by anyons, Annals of Physics **303**, 2 (2003).
 - [12] S. Carretta, P. Santini, G. Amoretti, M. Affronte, A. Candini, A. Ghirri, I. S. Tidmarsh, R. H. Laye, R. Shaw, and E. J. McInnes, High-temperature slow relaxation of the magnetization in Ni_2O magnetic molecules, Phys Rev Lett. **97**, 207201 (2006).
 - [13] Z. Wang et al., Electronic nature of chiral charge order in the kagome superconductor CsV_3Sb_5 , Phys. Rev. B **104**, 075148 (2021).
 - [14] M. G. Yamada, T. Soejima, N. Tsuji, D. Hirai, M. Dincă, and H. Aoki, First-principles design of a half-filled flat band of the kagome lattice in two-dimensional metal-organic frameworks, Phys. Rev. B **94**, 081102 (2016).
 - [15] L. Messio, B. Bernu, and C. Lhuillier, Kagome antiferromagnet: A chiral topological spin liquid?, Phys. Rev. Lett. **108**, 207204 (2012).
 - [16] A. L. Chernyshev and M. E. Zhitomirsky, Quantum selection of order in an xxz antiferromagnet on a kagome lattice, Phys. Rev. Lett. **113**, 237202 (2014).
 - [17] F. Cinti, A. Rettori, M. G. Pini, M. Mariani, E. Micotti, A. Lascialfari, N. Papinutto, A. Amato, A. Caneschi, D. Gatteschi, and M. Affronte, Two-step magnetic ordering in quasi-one-dimensional helimagnets: Possible experimental validation of villain's conjecture about a chiral spin liquid phase, Phys. Rev. Lett. **100**, 057203 (2008).
 - [18] J. Britton, B. Sawyer, and A. K. et al., Engineered two-dimensional ising interactions in a trapped-ion quantum simulator with hundreds of spins, Nature **484**, 489 (2012).
 - [19] C. Monroe, W. C. Campbell, L.-M. Duan, Z.-X. Gong, A. V. Gorshkov, P. W. Hess, R. Islam, K. Kim, N. M. Linke, G. Pagano, P. Richerme, C. Senko, and N. Y. Yao, Programmable quantum simulations of spin systems with trapped ions, Rev. Mod. Phys. **93**, 025001 (2021).
 - [20] D. Lewis, L. Banchi, Y. H. Teoh, R. Islam, and S. Bose, Ion trap long-range xy model for quantum state transfer and optimal spatial search, Quantum Science and Technology **8**, 035025 (2023).
 - [21] S. Weimann, L. Morales-Inostroza, B. Real, C. Cantillano, A. Szameit, and R. A. Vicencio, Transport in sawtooth photonic lattices, Opt. Lett. **41**, 2414 (2016).
 - [22] R. A. Vicencio, C. Cantillano, L. Morales-Inostroza, B. Real, C. Mejía-Cortés, S. Weimann, A. Szameit, and M. I. Molina, Observation of localized states in lieb photonic lattices, Phys. Rev. Lett. **114**, 245503 (2015).
 - [23] G. Semeghini, H. Levine, A. Keesling, S. Ebadi, T. T. Wang, D. Bluvstein, R. Verresen, H. Pichler, M. Kalinowski, R. Samajdar, A. Omran, S. Sachdev, A. Vishwanath, M. Greiner, V. Vuletić, and M. D. Lukin, Probing topological spin liquids on a programmable quantum simulator, Science **374**, 1242 (2021).
 - [24] G. Giudici, M. D. Lukin, and H. Pichler, Dynamical preparation of quantum spin liquids in rydberg atom arrays, Phys. Rev. Lett. **129**, 090401 (2022).
 - [25] C. Chen, G. Bornet, and M. Bintz, et al., Continuous symmetry breaking in a two-dimensional rydberg array, Nature **616**, 691 (2022).
 - [26] I. M. Pop, K. Hasselbach, O. Buisson, W. Guichard, B. Pannetier, and I. Protopopov, Measurement of the current-phase relation in josephson junction rhombi chains, Phys. Rev. B **78**, 104504 (2008).
 - [27] M. Johnson, M. Amin, S. Gildert, T. Lanting, F. Hamze, N. Dickson, R. Harris, A. J. Berkley, J. Johansson, and P. Bunyk, et al., Quantum annealing with manufactured spins, Nature **473**, 194 (2011).
 - [28] A. D. King, J. Carrasquilla, J. Raymond, I. Ozfidan, E. Andriyash, A. Berkley, M. Reis, T. Lanting, R. Harris, and F. Altomare, et al., Observation of topological phenomena in a programmable lattice of 1,800 qubits, Nature **560**, 456 (2018).
 - [29] A. D. King, J. Raymond, T. Lanting, S. V. Isakov, M. Mohseni, G. Poulin-Lamarre, S. Ejtemaee, W. Bernoudy, I. Ozfidan, and A. Y. Smirnov, et al., Scaling advantage over path-integral monte carlo in quantum simulation of geometrically frustrated magnets, Nat Commun **12**, 1113 (2021).
 - [30] A. V. Ustinov, M. Cirillo, and B. A. Malomed, Fluxon dynamics in one-dimensional josephson-junction arrays, Physical Review B **47**, 8357 (1993).
 - [31] A. Wallraff, A. Lukashenko, J. Lisenfeld, A. Kemp, M. V. Fistul, Y. Koval, and A. V. Ustinov, Quantum dynamics of a single vortex, Nature **425**, 155 (2003).
 - [32] E. Trias, J. J. Mazo, and T. P. Orlando, Discrete breathers in nonlinear lattices: Experimental detection in a josephson array, Physical Review Letters **84**, 741 (2000).
 - [33] P. Binder, D. Abraimov, A. V. Ustinov, S. Flach, and Y. Zolotaryuk, Observation of breathers in josephson ladders, Physical review letters **84**, 745 (2000).
 - [34] D. B. Haviland, K. Andersson, and P. Ågren, Superconducting and insulating behavior in one-dimensional josephson junction arrays, Journal of Low Temperature Physics **118**, 733 (2000).
 - [35] B. Douçot and J. Vidal, Pairing of cooper pairs in a fully frustrated josephson-junction chain, Phys. Rev. Lett. **88**, 227005 (2002).
 - [36] P. Jung, A. V. Ustinov, and S. M. Anlage, Progress in

- superconducting metamaterials, *Superconductor Science and Technology* **27**, 073001 (2014).
- [37] K. Shulga, E. Il'ichev, and M.V. Fistul et al., Magnetically induced transparency of a quantum metamaterial composed of twin flux qubits, *Nat Commun* **9**, 150 (2018).
- [38] A. Ranadive, M. Esposito, and L. Planat et al., Kerr reversal in josephson meta-material and traveling wave parametric amplification, *Nat Commun* **13**, 1737 (2022).
- [39] I. M. Georgescu, S. Ashhab, and F. Nori, Quantum simulation, *Reviews of Modern Physics* **86**, 153 (2014).
- [40] I. Buluta and F. Nori, Quantum simulators, *Science* **326**, 108 (2009).
- [41] A. Acín, I. Bloch, H. Buhrman, T. Calarco, C. Eichler, J. Eisert, D. Esteve, N. Gisin, S. J. Glaser, F. Jelezko, *et al.*, The quantum technologies roadmap: a european community view, *New Journal of Physics* **20**, 080201 (2018).
- [42] A. J. Daley, I. Bloch, and C. Kokail et al., Practical quantum advantage in quantum simulation, *Nature* **607**, 667 (2022).
- [43] T. P. Orlando, J. E. Mooij, L. Tian, C. H. van der Wal, L. S. Levitov, S. Lloyd, and J. J. Mazo, Superconducting persistent-current qubit, *Phys. Rev. B* **60**, 15398 (1999).
- [44] A. Andrianov and M. Fistul, Resonant frequencies and spatial correlations in frustrated arrays of josephson type nonlinear oscillators, *Journal of Physics A: Mathematical and Theoretical* **52**, 105101 (2019).
- [45] O. Neyenhuys, M. V. Fistul, and I. M. Eremin, Long-range ising spins models emerging from frustrated josephson junctions arrays with topological constraints, *Phys. Rev. B* **108**, 165413 (2023).
- [46] P. Caputo, M. V. Fistul, and A. V. Ustinov, Resonances in one and two rows of triangular josephson junction cells, *Phys. Rev. B* **63**, 214510 (2001).
- [47] S. P. Benz, M. S. Rzchowski, M. Tinkham, and C. J. Lobb, Critical currents in frustrated two-dimensional josephson arrays, *Physical Review B* **42**, 6165 (1990).
- [48] D. Valdez-Balderas and D. Stroud, Superconductivity versus phase separation, stripes, and checkerboard ordering: A two-dimensional monte carlo study, *Phys. Rev. B* **72**, 214501 (2005).
- [49] M. Rizzi, V. Cataudella, and R. Fazio, $4e$ -condensation in a fully frustrated josephson junction diamond chain, *Phys. Rev. B* **73**, 100502 (2006).
- [50] A. Andrianov and M. Fistul, Frustration-induced highly anisotropic magnetic patterns in the classical xy model on the kagome lattice, *Phys. Rev. B* **102**, 140405 (2020).
- [51] N. A. Masluk, I. M. Pop, A. Kamal, Z. K. Mineev, and M. H. Devoret, Microwave characterization of josephson junction arrays: Implementing a low loss superinductance, *Physical review letters* **109**, 137002 (2012).
- [52] L. Planat, E. Al-Tavil, J. P. Martínez, R. Dassonneville, F. Foroughi, S. Léger, K. Bharadwaj, J. Delaforce, V. Milchakov, C. Naud, *et al.*, Fabrication and characterization of aluminum squid transmission lines, *Physical Review Applied* **12**, 064017 (2019).
- [53] U. Vool and M. Devoret, Introduction to quantum electromagnetic circuits, *International Journal of Circuit Theory and Applications* **45**, 897 (2017).
- [54] S. E. Rasmussen, K. S. Christensen, S. P. Pedersen, L. B. Kristensen, T. Bækkegaard, N. J. S. Loft, and N. T. Zinner, Superconducting circuit companion—an introduction with worked examples, *PRX Quantum* **2**, 040204 (2021).
- [55] L. D. Landau and E. M. Lifshitz, *Quantum Mechanics 3rd Edition* (Perfamon Press Ltd., 1977).
- [56] D. V. Dmitriev, V. Y. Krivnov, and A. A. Ovchinnikov, Gap generation in the XXZ model in a transverse magnetic field, *Phys. Rev. B* **65**, 172409 (2002).
- [57] D. V. Dmitriev, V. Y. Krivnov, A. A. Ovchinnikov, and A. Langari, One-dimensional anisotropic heisenberg model in the transverse magnetic field, *J. Exp. Theor. Phys.* **95**, 538 (2002).
- [58] A. W. Sandvik, Computational studies of quantum spin systems, *AIP Conference Proceedings* **1297**, 135 (2010).
- [59] W. E. Arnoldi, The principle of minimized iterations in the solution of the matrix eigenvalue problem, *Quarterly of Applied Mathematics* **9**, 17 (1951).
- [60] E. Lieb, T. Schultz, and D. Mattis, Two soluble models of an antiferromagnetic chain, *Annals of Physics* **16**, 407 (1961).
- [61] A. D. Pasquale, G. Costantini, P. Facchi, G. Florio, S. Pascazio, and K. Yuasa, xx model on the circle, *Eur. Phys. J. Spec. Top.* **160**, 127 (2008).
- [62] J. Kurmann, H. Thomas, and G. Müller, Antiferromagnetic long-range order in the anisotropic quantum spin chain, *Physica A: Statistical Mechanics and its Applications* **112**, 235 (1982).
- [63] S. Y. Pang, S. V. Muniandy, and M. Z. M. Kamali, Critical dynamics of transverse-field quantum ising model using finite-size scaling and matrix product states, *Int J Theor Phys* **58**, 4139–4151 (2019).
- [64] Y. Asada, K. Slevin, and T. Ohtsuki, Anderson transition in two-dimensional systems with spin-orbit coupling, *Physical review letters* **89**, 256601 (2002).
- [65] G. A. Starkov, M. V. Fistul, and I. M. Eremin, Quantum phase transitions in non-hermitian pt-symmetric transverse-field ising spin chains, *Annals of Physics* **456**, 169268 (2023).