

COMPACT BINARY FORMATION IN OPEN STAR CLUSTERS III: PROBABILITY OF BINARY BLACK HOLES HIDDEN INSIDE OF GAIA BLACK HOLES

ATARU TANIKAWA¹, LONG WANG^{2,3}, AND MICHIKO S. FUJII⁴

¹Center for Information Science, Fukui Prefectural University, 4-1-1 Matsuoka Kenjojima, Eiheiji-cho, Fukui 910-1195, Japan

²School of Physics and Astronomy, Sun Yat-sen University, Daxue Road, Zhuhai, 519082, China

³CSST Science Center for the Guangdong-Hong Kong-Macau Greater Bay Area, Zhuhai, 519082, China and

⁴Department of Astronomy, Graduate School of Science, The University of Tokyo, 7-3-1 Hongo, Bunkyo-ku, Tokyo 113-0033, Japan

Version July 10, 2024

ABSTRACT

Gaia mission and its follow-up observations have discovered binaries containing single BHs and visible stars without mass transfer, so-called Gaia BHs. One important question is if Gaia BHs have binary BHs (BBHs), hereafter Gaia BBHs, instead of single BHs. We have investigated how efficiently Gaia BBHs are formed in open star clusters, one of the promising formation sites of Gaia BHs, by means of gravitational N -body simulations. Limiting Gaia BHs' periods to 10^2 - 10^4 days, we have found that there are no Gaia BBHs in the solar-metallicity environments, while the formation efficiency of Gaia BBHs is not small ($\sim 10^{-6}M_{\odot}^{-1}$ or $\sim 10\%$ of Gaia BHs) in subsolar-metallicity environments. However, the probability of Gaia BBHs hidden in Gaia BHs is only $\sim 1\%$. This is because most of the BBHs merge within 1 Gyr through gravitational wave radiation. Note that the ages of discovered Gaia BHs are more than 1 Gyr. If we extend Gaia BHs' periods to 10^4 - 10^5 days, the probability becomes higher to $\sim 10\%$. In this case, a large fraction of BBHs can have enough wide orbits not to merge within the Hubble time. The probability would not be high for Gaia BHs already discovered and to be discovered in the near future. Nevertheless, we have shown the BH/BBH mass, visible star mass, and eccentricity distributions of Gaia BHs and Gaia BBHs, which will be helpful for follow-up observations to discover Gaia BBHs. A Gaia BH would be more likely to be a Gaia BBH if it has younger age, longer period, lower-mass companion, more circular orbit, lower metallicity, and more massive BH. Our results have implied that Gaia BH3 is unlikely to be a Gaia BBH.

1. INTRODUCTION

Massive stars leave behind stellar-mass black holes (BHs) with ~ 10 - $100M_{\odot}$ at the end of their lives. BHs are a laboratory for testing strong gravity, a site of high-energy phenomena, and a probe to construct the theory of massive single and binary star evolution. This motivates BH hunters to search for various types of BHs in various ways: BH binaries with single BHs and single visible stars by X-ray observations (see Casares et al. 2017, for review), spectroscopic observations (Giesers et al. 2018, 2019; Shenar et al. 2022), and astrometric observations (see El-Badry 2024b, for review), single BHs by gravitational microlensing (Lam et al. 2022; Sahu et al. 2022; Howil et al. 2024), and binary BHs (BBHs) with two BHs by gravitational wave observations (Abbott et al. 2023a).

Gaia mission (Gaia Collaboration et al. 2023b,a) offers chances to discover BH binaries without mass transfer, and its follow-up observations have found three BH binaries: Gaia BH1 (El-Badry et al. 2023b; Chakrabarti et al. 2023), Gaia BH2 (Tanikawa et al. 2023; El-Badry et al. 2023a), and Gaia BH3 (Gaia Collaboration et al. 2024). Hereafter, we call these BH binaries ‘‘Gaia BHs’’. The formation process of Gaia BHs is an open question. Gaia BHs have long periods (100-4000 days) and substantial

eccentricities (0.5-0.8). They cannot be formed through isolated binary evolution without 10 times more efficient common envelope ejection than expected theoretically (Chawla et al. 2022; El-Badry et al. 2023b,a; Shikauchi et al. 2023; but see Kotko et al. 2024)¹. However, Hirai & Mandel (2022) have claimed that common envelope ejection cannot be so efficient for Gaia BH progenitors. Another possibility is dynamical formation of Gaia BHs in dense star clusters. Since Gaia BH1 and BH2 are the Galactic disk components (El-Badry et al. 2023b,a), they can be formed in open clusters (Shikauchi et al. 2020; Rastello et al. 2023; Tanikawa et al. 2024a; Di Carlo et al. 2024). Gaia BH3 is located in the ED-2 stream (Balbinot et al. 2024), and thus it can be formed in a small globular cluster (Kremer et al. 2018; Marín Pina et al. 2024). Note that Gaia BH3 can be formed through isolated binary evolution because of its low metallicity (El-Badry 2024a; Iorio et al. 2024). Another noticeable scenario is Gaia BH formation in triple star systems (El-Badry et al. 2023b,a; Generozov & Perets 2024). Gaia BHs have received substantial attention, because they are good samples for studying BH natal kicks (Vigna-

¹ Actually, this is also true for neutron stars and white dwarf binaries discovered from Gaia database (Ganguly et al. 2023; Geier et al. 2023; Zheng et al. 2023; Yamaguchi et al. 2024; El-Badry et al. 2024a,b).

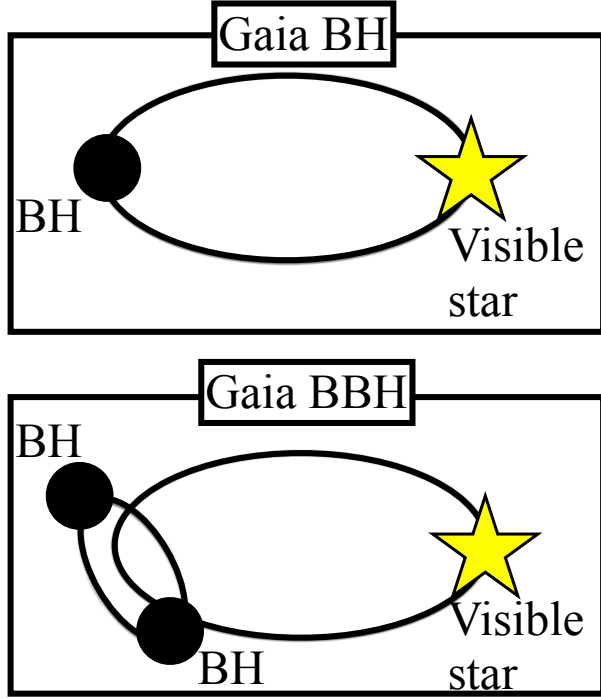


FIG. 1.— Cartoon illustration of Gaia BH and Gaia BBH.

Gómez et al. 2024), and interactions in wide binaries with compact objects (Cappelluti et al. 2024).

One important question is if any Gaia BH actually contains a BBH instead of a single BH (Hayashi et al. 2022, 2023). Hereafter, we call it “Gaia BBH” (see Figure 1). The presence of a Gaia BBH is testable by observing modulated motion of a visible star (Hayashi et al. 2020; Hayashi & Suto 2020; Liu et al. 2022). Nagarajan et al. (2024) have already shown no convincing evidence of a BBH in Gaia BH1. Since Gaia BH3 contains a massive BH ($\sim 33M_{\odot}$) (Gaia Collaboration et al. 2024), it may be expected to be a Gaia BBH, however there is no constraint. No Gaia BBH has been discovered. Nevertheless, if a large number of Gaia BHs will be found in the future, they should contain a handful of Gaia BBHs.

The discovery of only one Gaia BBH will have great impacts. If it contains a BBH merging within the Hubble time, it will constrain the formation mechanism of BBHs observed by gravitational wave observatories (Abbott et al. 2023a), whose origins have been under debate (Abbott et al. 2023b). Gravitational wave observation can reveal BH masses and spins of a BBH. On the other hand, a Gaia BBH will provide its position, velocity, and metallicity via its visible companion star. Its position and velocity will be helpful to make clear what components (the Galactic disk, halo, bulge, and center) the Gaia BBH belong to. Note that the sky localization and distance obtained from gravitational wave observation are not helpful for elucidating the origin of the BBH, since there are a huge number of galaxies in the possible position of the BBH. The metallicity of the Gaia BBH will indicate what metallicity is important for BBHs observed.

In this paper, we study the probability that Gaia BHs contain BBHs, or are actually Gaia BBHs, and the difference of properties between Gaia BHs and Gaia BBHs,

TABLE 1
SUMMARY OF CLUSTER MODELS.

Name	Z	M [M_{\odot}]	ρ [$M_{\odot} \text{ pc}^{-3}$]	$f_{b, < 5M_{\odot}}$
$Z = 0.02$	0.02	1000	20	20 %
$Z = 0.01$	0.01	1000	20	20 %
$Z = 0.005$	0.005	1000	20	20 %
$Z = 0.002$	0.002	1000	20	20 %
$Z = 0.0002$	0.0002	1000	20	20 %

based on a working hypothesis that Gaia BHs are dominantly formed in open clusters. Since Gaia BH1 and BH2 are the Galactic disk components (El-Badry et al. 2023b,a), they can be considered to be born in open clusters. Although Gaia BH3 is a Galactic halo star (Gaia Collaboration et al. 2024), it may be a member of the ED-2 stream, a disrupted star cluster with $2 \times 10^3 - 4.2 \times 10^4 M_{\odot}$ (Balbinot et al. 2024), which is in the mass range of open clusters. Tanikawa et al. (2024b) have claimed that neutron star (NS) binaries discovered from the Gaia Database (so-called Gaia NSs) cannot be formed through dynamical capture in open clusters, since open clusters form more Gaia BHs than Gaia NSs, not in accordance with $\gtrsim 20$ Gaia NSs discovered (Geier et al. 2023; Zheng et al. 2023; El-Badry et al. 2024a,b). Nevertheless, it cannot rule out the possibility that Gaia BHs are dominantly formed in open clusters.

The structure of this paper is as follows. In section 2, we present our numerical method to form Gaia BHs and Gaia BBHs in open clusters. In section 3, we show our results. In section 4, we make a conclusion and discussion.

2. METHOD

We follow the dynamical evolution of open clusters by means of gravitational N -body simulations in the same way as Tanikawa et al. (2024b). Here, we briefly describe our methods, especially related to the purpose of this paper. We employ an N -body code PETAR (Wang et al. 2020a), highly optimized by FDPS (Iwasawa et al. 2016, 2020). Binary and close-encounter orbits are solved with high accuracy thanks to SDAR (Wang et al. 2020b). The model of the Galaxy is constructed by GALPY (Bovy 2015). The PETAR code is equipped with the BSE code (Hurley et al. 2000, 2002; Banerjee et al. 2020) to treat single and binary star evolutions. For our supernova model, we adopt the rapid model (Fryer et al. 2012) with the correction of the moderate pair instability and pulsational pair-instability supernovae (Belczynski et al. 2020a). NSs and BHs receive natal kicks at their births, and their kick velocities are distributed by a single Maxwellian with 265 km s^{-1} (Hobbs et al. 2005). The kick velocities are decreased by $1 - f_{\text{fb}}$ where f_{fb} is the fraction of the fallback mass (Fryer et al. 2012). The BSE code handles common envelope evolution with the α formalism (Webbink 1984). In our simulations, we choose $\alpha_{\text{CE}} = 1$ and λ_{CE} of Claeys et al. (2014). Our choice of $\alpha_{\text{CE}} = 1$ and λ_{CE} prohibits Gaia BH formation from primordial binaries.

The initial conditions of our cluster models are as follows (see also Table 1). Each cluster mass (M) is $10^3 M_{\odot}$, and each cluster mass density within its half-mass radius (ρ) is $20 M_{\odot} \text{ pc}^{-3}$ at the initial time. Each cluster circularly orbits at the distance of 8 kpc from the

Galactic center. Initial binary fractions vary depending on primary star masses (m_1). The initial binary fractions for $m_1 \geq 5M_\odot$ ($f_{b,\geq 5M_\odot}$) and $m_1 < 5M_\odot$ ($f_{b,<5M_\odot}$) are 100 and 20 %, respectively. The initial mass function (IMF) of single stars and primary stars in binaries is Kroupa’s IMF (Kroupa 2001). Binary parameters, such as secondary star masses, binary periods, and eccentricities, follow initial conditions of Sana et al. (2012) for $m_1 \geq 5M_\odot$, and initial conditions of Kroupa (1995a,b) with modifications of Belloni et al. (2017) for $m_1 < 5M_\odot$ ². We choose various metallicities: $Z = 0.02, 0.01, 0.005, 0.002$, and 0.0002 . For each metallicity, we generate 10^4 cluster models. In other words, we investigate clusters with the total mass of $5 \times 10^7 M_\odot$. We construct these cluster models with MCLUSTER (Küpper et al. 2011). We finish cluster simulations at 1 Gyr.

Tanikawa et al. (2024b) have treated other cluster models with different cluster masses ($M = 200, 500$, and $2000 M_\odot$), cluster mass densities ($\rho = 2$ and $200M_\odot \text{ pc}^{-3}$), and initial binary fractions for $m_1 < 5M_\odot$ ($f_{b,<5M_\odot} = 0$ and 50 %) from the above cluster models with $M = 1000M_\odot$, $\rho = 20M_\odot \text{ pc}^{-3}$, and $f_{b,<5M_\odot} = 20$ %. However, these other cluster models have high metallicities ($Z = 0.02$), and form no Gaia BBHs because of their high metallicity. Even if we include these other cluster models in this paper, it does not affect our conclusions. Thus, in this paper, we decide that it is sufficient to see the $Z = 0.02$ cluster model with $M = 10^3 M_\odot$, $\rho = 20M_\odot \text{ pc}^{-3}$, and $f_{b,<5M_\odot} = 20$ % for considering high-metallicity clusters.

We pick up Gaia BHs and Gaia BBHs from our cluster models according to the following conditions.

1. $10^2 \leq P/\text{day} \leq 10^4$, where P is an orbital period of a Gaia BH or Gaia BBH. Note that the orbital period of a Gaia BBH can be defined as an outer binary period, since astrometric observation can determine only an orbital period between BBH and a visible star.
2. $m_2 \leq 1.1M_\odot$, where m_2 is a visible star mass of a Gaia BH or Gaia BBH. This constraint is motivated by the visible star masses of Gaia BH1 ($0.93M_\odot$), BH2 ($1.07M_\odot$), and BH3 ($0.76M_\odot$).
3. Outside of clusters. None of Gaia BHs are located in clusters.

In order to understand the properties of Gaia BHs and Gaia BBHs, we also investigate BH binaries and triple systems having inner BBHs both of which satisfy only conditions 2 and 3. In other words, such BH binaries have any binary periods, and such triple systems have any outer binary periods. We call the former “BH binaries” and the latter “triples with BBHs”. Note that BH

² Note that we adopt $f_{b,<5M_\odot} = 20$ % despite that Kroupa (1995a,b) have adopted $f_{b,<5M_\odot} = 100$ %. If $f_{b,<5M_\odot} > 20$ % in reality, we underestimate the formation efficiency of Gaia BHs (Tanikawa et al. 2024b). This may be the case for the formation efficiency of Gaia BBHs. However, we do not expect that $f_{b,<5M_\odot}$ significantly affects the probability of Gaia BBHs hidden in Gaia BHs, since the formation efficiencies of Gaia BHs and Gaia BBHs increase with $f_{b,<5M_\odot}$ increasing.

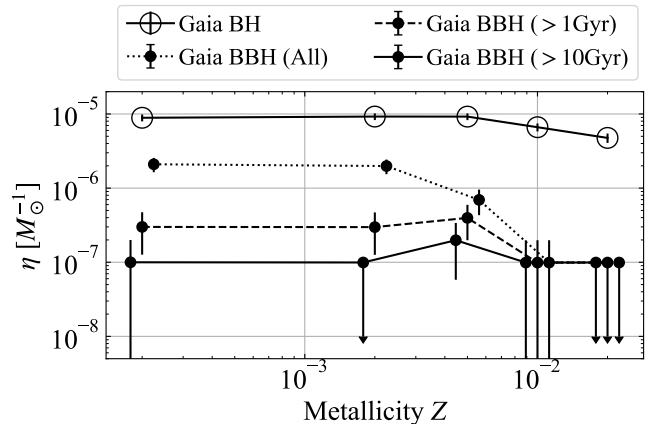


FIG. 2.— Formation efficiencies of Gaia BBHs at 1 Gyr as a function of cluster metallicity. Filled points with the dotted curve indicate the formation efficiency of all Gaia BBHs, while filled points with dashed and solid curves show the formation efficiencies of Gaia BBHs with gravitational wave merger timescales with > 1 and > 10 Gyr, respectively. For reference, the formation efficiency of Gaia BHs is also indicated by open points with the solid curve. For visibility, points with the dotted and solid curves are shifted by 0.05 dex rightward and leftward, respectively. We obtain error bars, assuming that Gaia BHs and Gaia BBHs are formed according to a Poisson process. Points with down arrows indicate no Gaia BBHs.

binaries and triples with BBHs include Gaia BHs and Gaia BBHs, respectively.

We summarize the terms used in this paper. Since Gaia BBHs are triple-star systems, they consist of inner and outer binaries. When we mention orbits, periods, and eccentricities of Gaia BBHs, they mean outer binary orbits, periods, and eccentricities, respectively, if unstated. This is because they correspond to orbits, periods, and eccentricities of Gaia BHs. When we focus on BBH orbits, we call them “inner BBH orbits”. When we refer to BHs in Gaia BHs and BBHs in Gaia BBHs collectively, we call them “unseen objects” or “BH/BBH”.

3. RESULTS

We make clear the overall features of Gaia BBHs formed in our cluster models. We find 59 Gaia BBHs at 1 Gyr in our cluster models. The numbers of Gaia BBHs are 0, 1, 11, 24, and 23 for the $Z = 0.02$, $Z = 0.01$, $Z = 0.005$, 0.002 , and 0.0002 models, respectively. All these BBHs are formed from primordial binaries, not through dynamical capture, and capture visible stars to form Gaia BBHs. We do not obtain any quadruple systems observed similarly to Gaia BBHs: an outer binary consisting of a BBH and another binary with at least one visible star.

Figure 2 shows the formation efficiencies of Gaia BHs and Gaia BBHs as a function of cluster metallicity. Gaia BHs are formed at an efficiency of $\sim 10^{-6}$ – $10^{-5} M_\odot^{-1}$ as shown in Tanikawa et al. (2024b). The formation efficiencies of all Gaia BBHs strongly depend on cluster metallicity. They are $\sim 10^{-6} M_\odot^{-1}$ in low-metallicity environments ($Z \leq 0.005$), while they are $10^{-7} M_\odot^{-1}$ for $Z = 0.01$ and 0 for $Z = 0.02$. This metallicity dependence results from the formation efficiencies of merging BBHs in isolated binaries; a substantial amount of BBHs are formed in low-metallicity environments, while little BBHs are formed in the solar-metallicity environments (e.g. San-

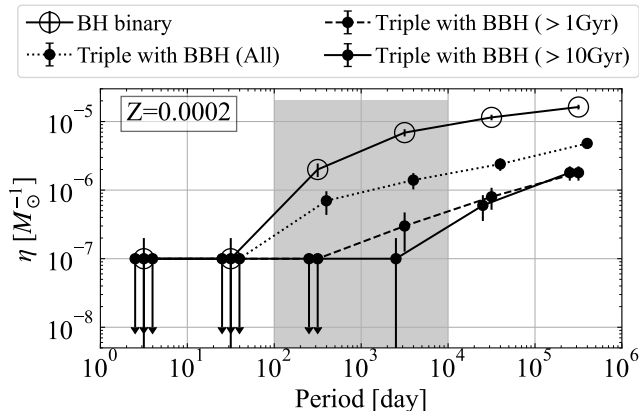


FIG. 3.— Formation efficiencies of BH binaries and triples with BBHs for each dex of orbital periods in the $Z = 0.0002$ model. Open and filled circles indicate BH binaries and triples with BBHs, respectively. Solid, dashed, and dotted curves show BBHs with merger timescales of > 10 Gyr, > 1 Gyr, and all. The shaded region corresponds to orbital periods of Gaia BHs and Gaia BBHs. The meaning of error bars and down arrows are the same as in Figure 2.

toliquido et al. 2020). Note that BBHs in Gaia BBHs are formed from primordial binaries (or effectively isolated binaries even in open clusters) as described above. In the solar-metallicity environments, primordial binaries in close orbits merge when their primary stars evolve to Hertzsprung gap stars (e.g. Tanikawa et al. 2022). Thus, they cannot form merging BBHs.

A large fraction of these Gaia BBHs contain BBHs merging due to gravitational wave radiation within the Hubble time. The merger timescale distribution is logarithmically flat in a similar way to merger timescales of double compact binaries (e.g. Totani et al. 2008). Thus, not all of them can be observed as Gaia BHs. After these BBHs merge, gravitational wave recoil kicks can separate visible stars from BBH merger remnants, and thus the systems are disrupted. Even if the systems survive, they can be observed as Gaia BHs. Most of BBHs in Gaia BBHs merge within 1 Gyr. The formation efficiencies of Gaia BBHs with merger timescale of 1 Gyr are only $3 \times 10^{-7} M_{\odot}^{-1}$ for $Z \leq 0.005$. For $Z > 0.005$, the formation efficiencies are much smaller than that.

The formation efficiencies of Gaia BBHs with merger timescale of 10 Gyr are just around $10^{-7} M_{\odot}^{-1}$ for $Z \leq 0.01$. Eventually, the probability of Gaia BBHs hidden in Gaia BHs is only $\sim 1\%$, since the ages of Gaia BH1, BH2, and BH3 are thought to be a few Gyr (El-Badry et al. 2023b,a; Gaia Collaboration et al. 2024, respectively). This probability may be reduced further. Although we consider only inner BBH orbits to estimate the merger timescales of BBHs in Gaia BBHs with a gravitational wave radiation formula (Peters & Mathews 1963; Peters 1964), Kozai-Lidov mechanism (Kozai 1962; Lidov 1962) may accelerate the merger process (Seto 2013; Antonini & Rasio 2016; Antonini et al. 2017; Silsbee & Tremaine 2017; Rodriguez & Antonini 2018; Toonen et al. 2018; Martinez et al. 2020; Vigna-Gómez et al. 2021; Arca Sedda et al. 2021; Martinez et al. 2022; Trani et al. 2022; Liu et al. 2023).

A large fraction of Gaia BBHs have merger timescale smaller than the Hubble time as shown in Figure 2. This is because Gaia BBHs with merger timescale larger than

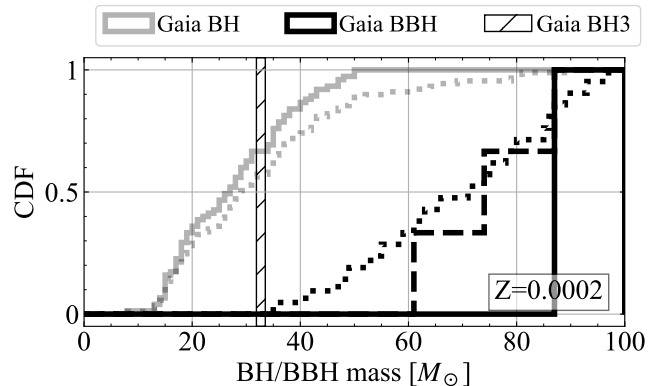


FIG. 4.— Cumulative distributions of BH and BBH masses in Gaia BHs and Gaia BBHs, respectively, for the $Z = 0.0002$ model. Grey and black curves indicate Gaia BHs and Gaia BBHs, respectively. Solid, dashed and dotted curves show Gaia BBHs with merger timescales of > 10 Gyr, > 1 Gyr, and all, respectively. The dotted grey curve includes all Gaia BHs, while the solid grey curve excludes Gaia BHs whose BHs are BBH merger remnants. The shaded region with hatch pattern indicates the parameter range of Gaia BH3.

the Hubble time tend to be dynamically and secularly unstable. Even once such a Gaia BBH is formed, it is disrupted soon. This argument is supported by Figure 3. The formation efficiencies of BH binaries increases with their periods increasing, while the formation efficiencies of triples with BBHs with merger timescale more than the Hubble time increases more rapidly with their periods increasing. Thus, the probability of BBHs hidden in BH binaries increases to about 10% when BH binaries' periods are more than 10^4 days. Their orbits are stable even if their inner BBHs have enough wide orbits not to merge within the Hubble time. However, we infer that Gaia mission cannot find such triples with BBHs as well as BH binaries. Gaia mission duration is about 10 years or less than 4000 days. It is difficult to determine orbital solutions of binaries with > 2 times larger periods than an operation duration (e.g. Lucy 2014; O'Neil et al. 2019).

Unfortunately, the probability of BBHs hidden in Gaia BHs should be small. Nevertheless, when 100 Gaia BHs would be discovered in the future, they may contain about 1 Gaia BBH. In preparation for that time, it would not be a waste to make comparison between Gaia BHs and Gaia BBHs formed in our cluster models. Hereafter, we show the properties of Gaia BHs and Gaia BBHs in our simulations. In particular, we focus on the $Z = 0.0002$ model. Gaia Collaboration et al. (2024) suspect that Gaia BH3, which has a low-metallicity companion ($[\text{Fe}/\text{H}] = -2.76$), might be actually a Gaia BBH. We show properties of Gaia BBHs formed in other Z cluster models in Appendix A.

Figure 4 shows the cumulative distributions of BH/BBH masses of Gaia BHs and Gaia BBHs. Before discussing the difference between Gaia BHs and Gaia BBHs, we should make caveats on Gaia BHs with $> 50 M_{\odot}$ BHs. Although we obtain them in our cluster simulations, they are unlikely to be formed in actual open clusters for the following reason. These BHs are formed through BBH mergers. In reality, such BBH mergers generate gravitational wave recoil kicks and eject BBH merger remnants themselves from their host open clusters. Thus, they should not capture visible stars or

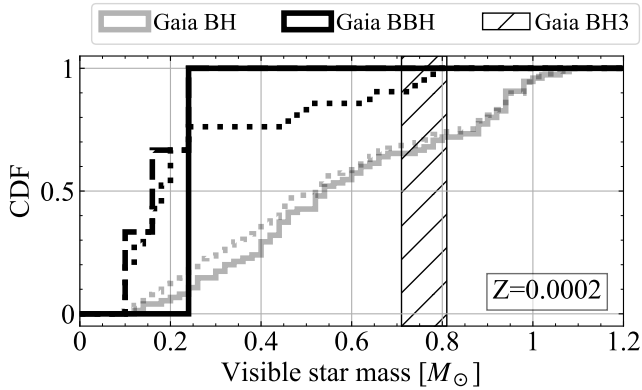


FIG. 5.— Cumulative distributions of visible star masses in Gaia BHs and Gaia BBHs for the $Z = 0.0002$ model. Curve types are the same as in Figure 4.

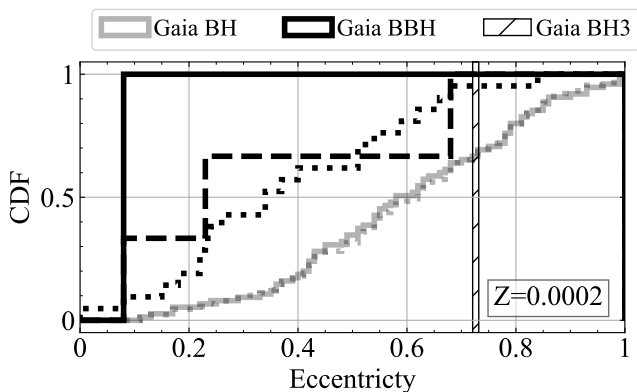


FIG. 6.— Cumulative distributions of eccentricities of Gaia BHs and Gaia BBHs for the $Z = 0.0002$ model. Curve types are the same as in Figure 4.

form Gaia BHs. However, the PETAR code has not yet implemented gravitational wave recoil kicks. Thus, BBH merger remnants are not ejected from the host open clusters and form Gaia BHs in our cluster simulations. In the $Z = 0.0002$ model, 14 of 89 Gaia BHs have BBH merger remnants. This does not much affect the formation efficiency of Gaia BHs. On the other hand, this changes the shape of the cumulative distribution of BH masses (see the solid and dotted grey curves in Figure 4). This is because all Gaia BHs with BH masses of $> 50M_{\odot}$ have BBH merger remnants. Although a part of BBH merger remnants might not be ejected from actual open clusters, we regard the solid grey curves as correct in Figures 4, 5, and 6. This affects Gaia BHs in the $Z = 0.0002$ model most largely among our cluster models. The fractions of such Gaia BHs decrease with metallicity increasing: 13, 1.1, 0, and 0 % for $Z = 0.002, 0.005, 0.01,$ and 0.02 models, respectively. Moreover, none of Gaia BBHs contains BBH merger remnants.

We first investigate differences among Gaia BBHs with different merger timescales. For this purpose, we perform the Kolmogorov-Smirnov (K-S) test between Gaia BBHs with all merger timescales and > 10 Gyr merger timescales, and between Gaia BBHs with > 1 and > 10 Gyr merger timescales as seen in Table 2. We do not find any significant difference in BBH masses, visible star masses, and eccentricities, although this reason may be why the number of Gaia BBHs with > 10 Gyr merger

TABLE 2
P-VALUES OF THE KOLMOGOROV-SMIRNOV (K-S) TEST FOR BBH MASS, VISIBLE STAR MASS, AND ECCENTRICITY DISTRIBUTIONS OF GAIA BBHs WITH ALL MERGER TIMESCALES AND > 10 GYR MERGER TIMESCALES (ALL-10), AND WITH > 1 AND > 10 GYR MERGER TIMESCALES (1-10).

	All-10	1-10
K-S P-values of BBH mass	0.45	1.0
K-S P-values of visible star mass	0.73	1.0
K-S P-values of eccentricity	0.27	1.0

timescales is too small. Note that the numbers of all Gaia BBHs with all merger timescales and > 1 Gyr merger timescales, and > 10 Gyr merger timescales are 21, 3, and 1, respectively. Nevertheless, for now, we assume that Gaia BBHs with > 10 Gyr merger timescales have similar BBH masses, visible star masses, and eccentricities to Gaia BBHs with all merger timescales.

Figure 4 shows that BBH masses in Gaia BBHs are 2 times larger than BH masses in Gaia BHs. This is simply because each Gaia BBH contains two BHs, while each Gaia BH contain only one BH. We have to remark that the maximum mass of single BHs ($\sim 50M_{\odot}$) depends on the pair instability and pulsational pair instability supernovae model we choose. The discovery of a gravitational wave event GW190521 (Abbott et al. 2020a,b) reveals that there is a large uncertainty in the lower edge of the pair instability mass gap (e.g. Takahashi 2018; Farmer et al. 2020; Kinugawa et al. 2021; Vink et al. 2021; Tanikawa et al. 2021; Costa et al. 2022; Kawashimo et al. 2023). If a Gaia BH with BH mass of $> 50M_{\odot}$ will be discovered, it may be possibly an actual Gaia BBH as shown in Figure 4. However, it strongly depends on pair instability and pulsational pair instability supernovae models. Thus, in order to confirm that it is a Gaia BBH, we need its radial velocity modulation as Nagarajan et al. (2024) search for.

We draw the cumulative distributions of visible star masses in Gaia BHs and Gaia BBHs in Figure 5. Their distributions are quite different. For example, the median value of visible star masses in Gaia BBHs ($\sim 0.2M_{\odot}$) is much smaller than the median value of visible star masses in Gaia BHs ($\sim 0.5M_{\odot}$). This can be also observed in the other metallicities (see Figure 9). This is possibly due to Kozai-Lidov mechanism (Kozai 1962; Lidov 1962). Because Kozai-Lidov mechanism timescale is inversely proportional to tertiary star masses (here, visible star masses), BBHs in Gaia BBHs with more massive visible stars may merge at an early time. However, note that the Kozai-Lidov mechanism may become stronger in our cluster simulations than in reality, since the PETAR code does not take into account the relativistic precession of BBHs (e.g. Liu et al. 2023).

Figure 6 shows the cumulative distributions of eccentricities of Gaia BHs and Gaia BBHs. Gaia BBHs have more circular orbits than Gaia BHs. This is because Gaia BBHs become more dynamically unstable and have shorter Kozai-Lidov timescales if they have higher eccentricities.

We compare the BH mass, visible star mass, and eccentricity of Gaia BH3 with those of Gaia BHs and Gaia BBHs obtained from our cluster simulations. For this comparison, we adopt the $Z = 0.0002$ model, the lowest-metallicity model among our cluster models, since the

metallicity of Gaia BH3 is $[\text{Fe}/\text{H}] = -2.76$. Overall, Gaia BH3 is likely to be Gaia BHs in the $Z = 0.002$ model. Gaia BBHs should be more massive in BH mass, less massive in visible star mass, and less eccentric than Gaia BH3.

4. CONCLUSION AND DISCUSSION

We investigated the probability of Gaia BBHs, or BBHs hidden inside of Gaia BHs. The probability is low, at most 1 % for $Z \leq 0.01$. The formation efficiency of Gaia BBHs is not so small, 10 % of the formation efficiency of Gaia BHs, for $Z \leq 0.005$. However, a large fraction of them experience BBH mergers within the Hubble time. Such Gaia BBHs cannot be discovered, since Gaia BHs discovered so far have the ages of a few Gyr. The reason why Gaia BBHs have short merger timescales is the presence of visible stars, or the tertiary stars of Gaia BBH systems. Although Gaia BBHs with longer merger timescales can be formed, they should be soon disrupted, because their configurations become more unstable. Thus, a small number of Gaia BBHs have longer merger timescale than the Hubble time.

The fraction of Gaia BBHs to Gaia BHs is small, however not zero. Thus, we compared the properties of Gaia BBHs with those of Gaia BHs. Since each Gaia BBH contains two BHs, their expected unseen object masses are simply two times larger than the unseen object masses of Gaia BHs. Gaia BBHs have lower-mass visible stars and more circular orbits than Gaia BHs. In our simulations, both Gaia BHs and Gaia BBHs are formed through the dynamical capture of visible stars. Thus, they should have had similar visible star masses and orbits when they were formed. The difference between the properties of Gaia BHs and Gaia BBHs should come from the dependence of the lifetimes of Gaia BBHs on their visible star masses and eccentricities. Gaia BBHs should be more robust against dynamical and secular instability if they have lower-mass companions and more circular orbits. They tend to have lower-mass visible stars and more circular orbits.

We assess if Gaia BH3 is actually a Gaia BBH. Based on our simulation results, Gaia BH3 is unlikely to be a Gaia BBH. Its BH mass is too small (see Figure 4), its visible star is too massive (see Figure 5), and its orbit is too eccentric (see Figure 6) to be a Gaia BBH.

We show a guideline to discover a Gaia BBH from a large amount of Gaia BHs. A Gaia BH satisfying the following properties could be a Gaia BBH.

- Young Gaia BHs (see Figure 2). They can contain BBHs with short merger timescales.
- Gaia BHs with long periods, low-mass visible stars, and low eccentricities (see Figures 3, 5, and 6, respectively). Their configurations are robust against dynamical and secular instability.
- Low-metallicity Gaia BHs (see Figure 2). There is no Gaia BBHs with the solar metallicity. We make a caveat on this later.
- Gaia BHs with more massive BHs than expected from theoretical models (see Figure 4). This is simply because Gaia BBHs have two BHs. We discuss this later.

As shown in Figure 2, we found no Gaia BBHs in the $Z = 0.02$ model. Thus, we claim that low-metallicity Gaia BHs are more likely to be Gaia BBHs than solar-metallicity Gaia BHs. However, this may strongly depend on the binary evolution model we adopt. The binary evolution model assumes that, when a star in the Hertzsprung gap phase fills its Roche lobe and the mass transfer is unstable, the star merges with its companion star, because such a star does not have a steep density gradient between the helium core and hydrogen envelope (Ivanova & Taam 2004). This assumption largely reduces the formation efficiency of BBHs in the solar-metallicity environments (Dominik et al. 2012; Giacobbo et al. 2018; Tanikawa et al. 2022). If this assumption is not appropriate, a large number of Gaia BBHs should be formed in the solar-metallicity environments. Conversely, the discovery of a solar-metallicity Gaia BBH would put strong constraints on BBH formation scenarios.

In the above guideline, we suggest that a Gaia BH can be a Gaia BBH if the BH mass is unexpectedly large. However, this suggestion depends on the single-star evolution and supernova models that we choose. Whenever unexpectedly massive BHs have been discovered in the past, such as LB-1 (Liu et al. 2019)³ and GW190521 (Abbott et al. 2020a,b), modifications of single star evolution and supernova models have been attempted (Takahashi 2018; Belczynski et al. 2020b; Farmer et al. 2020; Kimugawa et al. 2021; Vink et al. 2021; Tanikawa et al. 2021; Costa et al. 2022; Kawashimo et al. 2023). Thus, it is important to put observational constraints on the presence of Gaia BBHs (e.g. Nagarajan et al. 2024). If a Gaia BBH is observationally discovered, it should have significant impacts on single-star evolution and supernova models.

Finally, we estimate the total number of Gaia BBHs formed in open clusters in the Milky Way galaxy. We assume that Gaia BBHs are located only in the thick disk component of the Milky Way galaxy, because they have low metallicity. Then, the number of such Gaia BBHs can be given by

$$N_{\text{GaiaBBH}} \sim 60 \left(\frac{\eta_{\text{GaiaBBH}}}{10^{-7} M_{\odot}} \right) \left(\frac{f_{\text{cluster}}}{0.1} \right) \left(\frac{M_{\text{thick}}}{6 \times 10^9 M_{\odot}} \right),$$

where η_{GaiaBBH} is the formation efficiency of Gaia BBHs in open clusters (see Figure 2), f_{cluster} is the mass fraction of stars born in open clusters (Misiriotis et al. 2006; Piskunov et al. 2007), and M_{thick} are the mass of the thick disk component (Bland-Hawthorn & Gerhard 2016). Currently, Gaia BH2 is the most distant among Gaia BHs, and its distance is ~ 1 kpc (Tanikawa et al. 2023; El-Badry et al. 2023a). Thus, we suppose that the Gaia's detection limit for Gaia BHs is 1 kpc. If we assume that the thick disk size is ~ 10 kpc, the number of Gaia BBHs is less than 1 within the Gaia's detection limit. Gaia DR4 may extend the detection limit, and the number of Gaia BBHs within the detection limit may exceed 1. However, in order to discover Gaia BBHs, the completeness of the detection of Gaia BBHs has to be nearly 100 %. It may be hard to discover Gaia BBHs if Gaia BHs are dominantly formed in open clusters.

³ Several objections have been raised regarding the nature of the unseen object of LB-1 (Abdul-Masih et al. 2020; El-Badry & Quataert 2020, 2021).

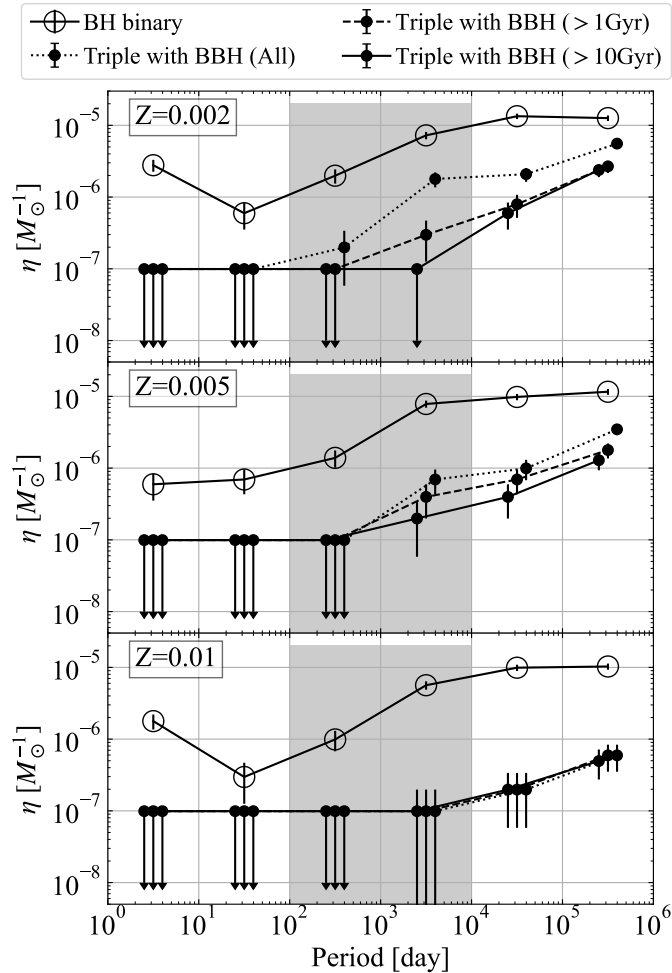


FIG. 7.— The same as Figure 3 except for the $Z = 0.002$, $Z = 0.005$ and $Z = 0.01$ models.

ACKNOWLEDGMENTS

This research could not be accomplished without the support by Grants-in-Aid for Scientific Research (24K07040) from the Japan Society for the Promotion of Science. M.F. is supported by The University of Tokyo Excellent Young Researcher Program. L.W. thanks the support from the one-hundred-talent project of Sun Yat-

sen University, the Fundamental Research Funds for the Central Universities, Sun Yat-sen University (22hytd09) and the National Natural Science Foundation of China through grant 21BAA00619 and 12233013. Numerical simulations are carried out on Small Parallel Computers at Center for Computational Astrophysics, National Astronomical Observatory of Japan, the Yukawa Institute Computer Facility, and Cygnus/Pegasus at the CCS, University of Tsukuba.

APPENDIX

PROPERTIES OF GAIA BBHS

Figure 7 shows the formation efficiencies of BH binaries and triples with BBHs as a function of orbital periods in the $Z = 0.002$, $Z = 0.005$ and $Z = 0.01$ models. Figures 8, 9, and 10 draws the cumulative distributions of BH/BBH masses, visible star masses, and eccentricities, respectively, for Gaia BHs and Gaia BBHs in the $Z = 0.002$, $Z = 0.005$ and $Z = 0.01$ models. We do not include the $Z = 0.02$ model in these Figures, since no Gaia BBHs are formed. The results of these models are similar to those of the $Z = 0.0002$ model as seen in Figures 3, 4, 5, and 6, except for BH/BBH masses. BH/BBH masses becomes smaller with metallicity increasing.

REFERENCES

- Abbott, R., Abbott, T. D., Abraham, S., et al. 2020a, Phys. Rev. Lett., 125, 101102
 —. 2020b, ApJ, 900, L13
 Abbott, R., Abbott, T. D., Acernese, F., et al. 2023a, Physical Review X, 13, 041039
 —. 2023b, Physical Review X, 13, 011048
 Abdul-Masih, M., Banyard, G., Bodensteiner, J., et al. 2020, Nature, 580, E11
 Antonini, F., & Rasio, F. A. 2016, ApJ, 831, 187
 Antonini, F., Toonen, S., & Hamers, A. S. 2017, ApJ, 841, 77

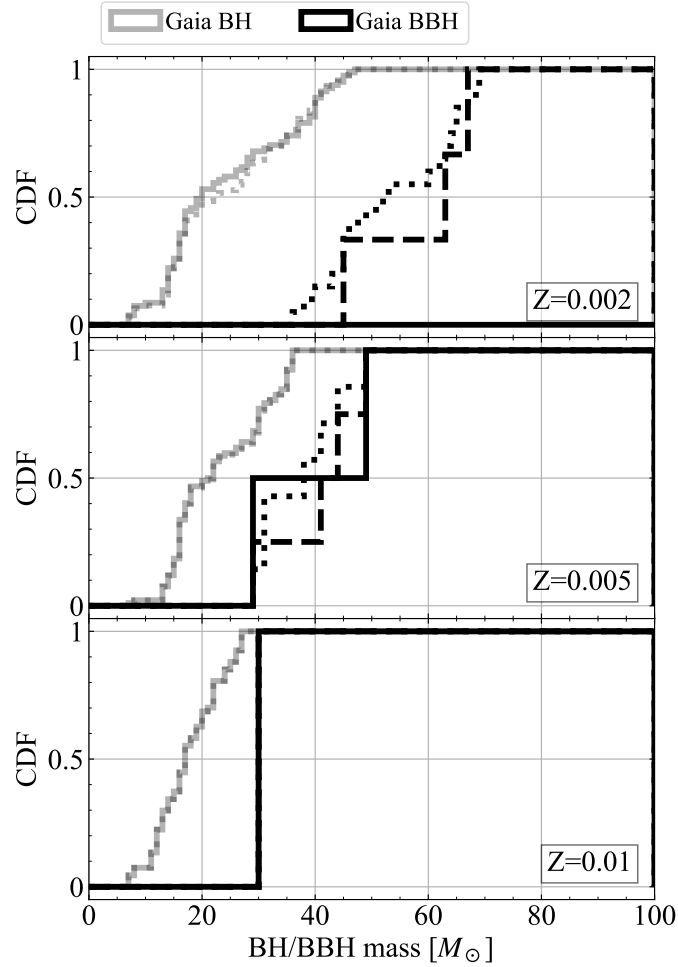


FIG. 8.— The same as Figure 4 except for the $Z = 0.002$, $Z = 0.005$ and $Z = 0.01$ models.

- Arca Sedda, M., Li, G., & Kocsis, B. 2021, *A&A*, 650, A189
- Balbinot, E., Dodd, E., Matsuno, T., et al. 2024, arXiv e-prints, arXiv:2404.11604
- Banerjee, S., Belczynski, K., Fryer, C. L., et al. 2020, *A&A*, 639, A41
- Belczynski, K., Klencki, J., Fields, C. E., et al. 2020a, *A&A*, 636, A104
- Belczynski, K., Hirschi, R., Kaiser, E. A., et al. 2020b, *ApJ*, 890, 113
- Belloni, D., Giersz, M., Rocha-Pinto, H. J., Leigh, N. W. C., & Askar, A. 2017, *MNRAS*, 464, 4077
- Bland-Hawthorn, J., & Gerhard, O. 2016, *ARA&A*, 54, 529
- Bovy, J. 2015, *ApJS*, 216, 29
- Cappelluti, N., Pacucci, F., & Hasinger, G. 2024, arXiv e-prints, arXiv:2406.07602
- Casares, J., Jonker, P. G., & Israelian, G. 2017, *X-Ray Binaries*, ed. A. W. Alsabti & P. Murdin, 1499
- Chakrabarti, S., Simon, J. D., Craig, P. A., et al. 2023, *AJ*, 166, 6
- Chawla, C., Chatterjee, S., Breivik, K., et al. 2022, *ApJ*, 931, 107
- Claeys, J. S. W., Pols, O. R., Izzard, R. G., Vink, J., & Verbunt, F. W. M. 2014, *A&A*, 563, A83
- Costa, G., Ballone, A., Mapelli, M., & Bressan, A. 2022, *MNRAS*, 516, 1072
- Di Carlo, U. N., Agrawal, P., Rodriguez, C. L., & Breivik, K. 2024, *ApJ*, 965, 22
- Dominik, M., Belczynski, K., Fryer, C., et al. 2012, *ApJ*, 759, 52
- El-Badry, K. 2024a, arXiv e-prints, arXiv:2404.13047
- . 2024b, *New A Rev.*, 98, 101694
- El-Badry, K., & Quataert, E. 2020, *MNRAS*, 493, L22
- . 2021, *MNRAS*, 502, 3436
- El-Badry, K., Rix, H.-W., Cendes, Y., et al. 2023a, *MNRAS*, 521, 4323
- El-Badry, K., Rix, H.-W., Quataert, E., et al. 2023b, *MNRAS*, 518, 1057
- El-Badry, K., Simon, J. D., Reggiani, H., et al. 2024a, *The Open Journal of Astrophysics*, 7, 27
- El-Badry, K., Rix, H.-W., Latham, D. W., et al. 2024b, arXiv e-prints, arXiv:2405.00089
- Farmer, R., Renzo, M., de Mink, S. E., Fishbach, M., & Justham, S. 2020, *ApJ*, 902, L36
- Fryer, C. L., Belczynski, K., Wiktorowicz, G., et al. 2012, *ApJ*, 749, 91
- Gaia Collaboration, Arenou, F., Babusiaux, C., et al. 2023a, *A&A*, 674, A34
- Gaia Collaboration, Vallenari, A., Brown, A. G. A., et al. 2023b, *A&A*, 674, A1
- Gaia Collaboration, Panuzzo, P., Mazeh, T., et al. 2024, arXiv e-prints, arXiv:2404.10486
- Ganguly, A., Nayak, P. K., & Chatterjee, S. 2023, *ApJ*, 954, 4
- Geier, S., Dorsch, M., Dawson, H., et al. 2023, *A&A*, 677, A11
- Generozov, A., & Perets, H. B. 2024, *ApJ*, 964, 83
- Giacobbo, N., Mapelli, M., & Spera, M. 2018, *MNRAS*, 474, 2959
- Giesers, B., Dreizler, S., Husser, T.-O., et al. 2018, *MNRAS*, 475, L15
- Giesers, B., Kamann, S., Dreizler, S., et al. 2019, *A&A*, 632, A3
- Hayashi, T., & Suto, Y. 2020, *ApJ*, 897, 29
- Hayashi, T., Suto, Y., & Trani, A. A. 2023, *ApJ*, 958, 26
- Hayashi, T., Trani, A. A., & Suto, Y. 2022, *ApJ*, 939, 81
- Hayashi, T., Wang, S., & Suto, Y. 2020, *ApJ*, 890, 112
- Hirai, R., & Mandel, I. 2022, *ApJ*, 937, L42

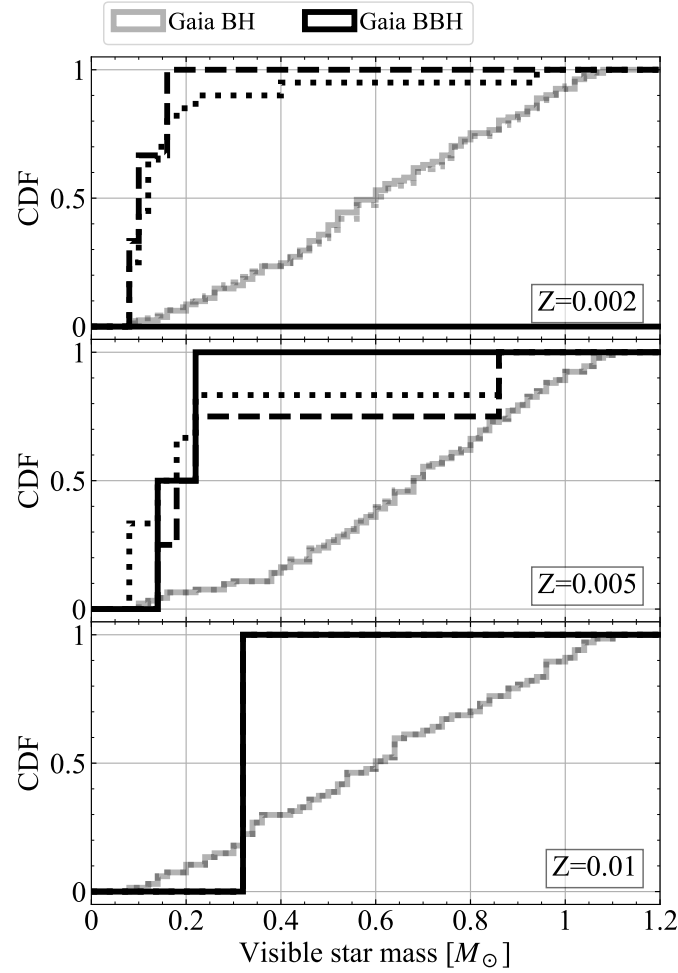


FIG. 9.— The same as Figure 5 except for the $Z = 0.002$, $Z = 0.005$ and $Z = 0.01$ models.

- Hobbs, G., Lorimer, D. R., Lyne, A. G., & Kramer, M. 2005, *MNRAS*, 360, 974
- Howl, K., Wyrzykowski, L., Kruszyńska, K., et al. 2024, arXiv e-prints, arXiv:2403.09006
- Hurley, J. R., Pols, O. R., & Tout, C. A. 2000, *MNRAS*, 315, 543
- Hurley, J. R., Tout, C. A., & Pols, O. R. 2002, *MNRAS*, 329, 897
- Iorio, G., Tornamenti, S., Mapelli, M., et al. 2024, arXiv e-prints, arXiv:2404.17568
- Ivanova, N., & Taam, R. E. 2004, *ApJ*, 601, 1058
- Iwasawa, M., Namekata, D., Nitadori, K., et al. 2020, *PASJ*, 72, 13
- Iwasawa, M., Tanikawa, A., Hosono, N., et al. 2016, *PASJ*, 68, 54
- Kawashimo, H., Sawada, R., Suwa, Y., et al. 2023, arXiv e-prints, arXiv:2306.01682
- Kinugawa, T., Nakamura, T., & Nakano, H. 2021, *MNRAS*, 501, L49
- Kotko, I., Banerjee, S., & Belczynski, K. 2024, arXiv e-prints, arXiv:2403.13579
- Kozai, Y. 1962, *AJ*, 67, 591
- Kremer, K., Ye, C. S., Chatterjee, S., Rodriguez, C. L., & Rasio, F. A. 2018, *ApJ*, 855, L15
- Kroupa, P. 1995a, *MNRAS*, 277, 1491
- . 1995b, *MNRAS*, 277, 1507
- . 2001, *MNRAS*, 322, 231
- Küpper, A. H. W., Maschberger, T., Kroupa, P., & Baumgardt, H. 2011, *MNRAS*, 417, 2300
- Lam, C. Y., Lu, J. R., Udalski, A., et al. 2022, *ApJ*, 933, L23
- Lidov, M. L. 1962, *Planet. Space Sci.*, 9, 719
- Liu, B., D’Orazio, D. J., Vigna-Gómez, A., & Samsing, J. 2022, *Phys. Rev. D*, 106, 123010
- Liu, J., Zhang, H., Howard, A. W., et al. 2019, *Nature*, 575, 618
- Liu, S., Wang, L., Hu, Y.-M., Tanikawa, A., & Trani, A. A. 2023, arXiv e-prints, arXiv:2311.05393
- Lucy, L. B. 2014, *A&A*, 563, A126
- Marín Pina, D., Rastello, S., Gieles, M., et al. 2024, arXiv e-prints, arXiv:2404.13036
- Martinez, M. A. S., Rodriguez, C. L., & Fragione, G. 2022, *ApJ*, 937, 78
- Martinez, M. A. S., Fragione, G., Kremer, K., et al. 2020, *ApJ*, 903, 67
- Misiriotis, A., Xilouris, E. M., Papamastorakis, J., Boumis, P., & Goudis, C. D. 2006, *A&A*, 459, 113
- Nagarajan, P., El-Badry, K., Triaud, A. H. M. J., et al. 2024, *PASP*, 136, 014202
- O’Neil, K. K., Martinez, G. D., Hees, A., et al. 2019, *AJ*, 158, 4
- Peters, P. C. 1964, *Physical Review*, 136, 1224
- Peters, P. C., & Mathews, J. 1963, *Physical Review*, 131, 435
- Piskunov, A. E., Schilbach, E., Kharchenko, N. V., Röser, S., & Scholz, R. D. 2007, *A&A*, 468, 151
- Rastello, S., Iorio, G., Mapelli, M., et al. 2023, *MNRAS*, 526, 740
- Rodriguez, C. L., & Antonini, F. 2018, *ApJ*, 863, 7
- Sahu, K. C., Anderson, J., Casertano, S., et al. 2022, *ApJ*, 933, 83
- Sana, H., de Mink, S. E., de Koter, A., et al. 2012, *Science*, 337, 444
- Santoliquido, F., Mapelli, M., Bouffanais, Y., et al. 2020, *ApJ*, 898, 152
- Seto, N. 2013, *Phys. Rev. Lett.*, 111, 061106
- Shenar, T., Sana, H., Mahy, L., et al. 2022, *Nature Astronomy*, 6, 1085
- Shikauchi, M., Kumamoto, J., Tanikawa, A., & Fujii, M. S. 2020, *PASJ*, 72, 45

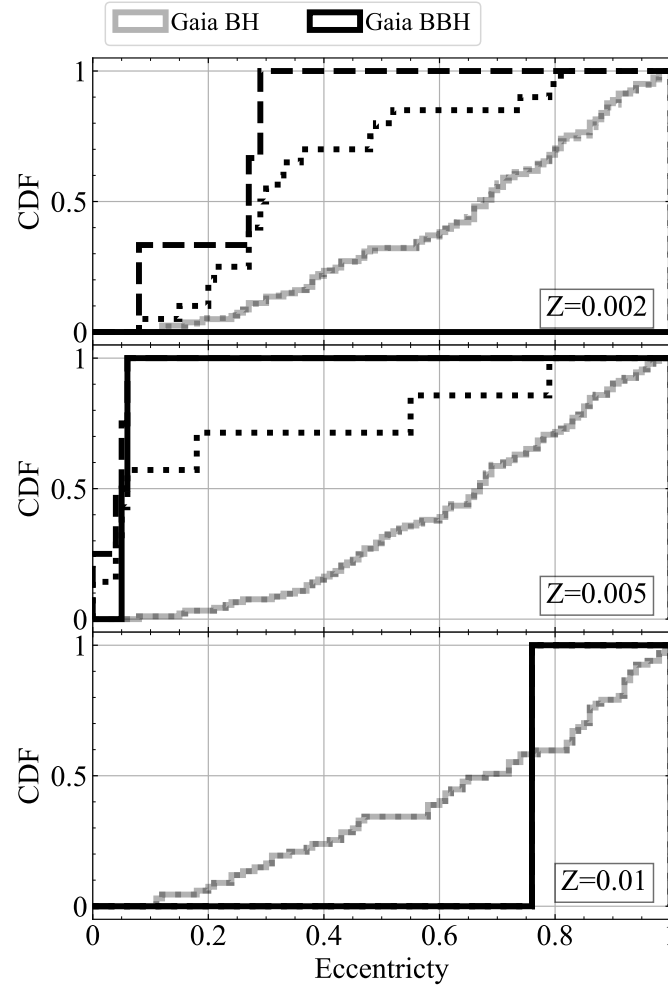


FIG. 10.— The same as Figure 6 except for the $Z = 0.002$, $Z = 0.005$ and $Z = 0.01$ models.

Shikauchi, M., Tsuna, D., Tanikawa, A., & Kawanaka, N. 2023, *ApJ*, 953, 52
 Silsbee, K., & Tremaine, S. 2017, *ApJ*, 836, 39
 Takahashi, K. 2018, *ApJ*, 863, 153
 Tanikawa, A., Cary, S., Shikauchi, M., Wang, L., & Fujii, M. S. 2024a, *MNRAS*, 527, 4031
 Tanikawa, A., Hattori, K., Kawanaka, N., et al. 2023, *ApJ*, 946, 79
 Tanikawa, A., Kinugawa, T., Yoshida, T., Hijikawa, K., & Umeda, H. 2021, *MNRAS*, 505, 2170
 Tanikawa, A., Wang, L., & Fujii, M. S. 2024b, *The Open Journal of Astrophysics*, 7, 39
 Tanikawa, A., Yoshida, T., Kinugawa, T., et al. 2022, *ApJ*, 926, 83
 Toonen, S., Perets, H. B., & Hamers, A. S. 2018, *A&A*, 610, A22
 Totani, T., Morokuma, T., Oda, T., Doi, M., & Yasuda, N. 2008, *PASJ*, 60, 1327

Trani, A. A., Rastello, S., Di Carlo, U. N., et al. 2022, *MNRAS*, 511, 1362
 Vigna-Gómez, A., Toonen, S., Ramirez-Ruiz, E., et al. 2021, *ApJ*, 907, L19
 Vigna-Gómez, A., Willcox, R., Tamborra, I., et al. 2024, *Phys. Rev. Lett.*, 132, 191403
 Vink, J. S., Higgins, E. R., Sander, A. A. C., & Sabhahit, G. N. 2021, *MNRAS*, 504, 146
 Wang, L., Iwasawa, M., Nitadori, K., & Makino, J. 2020a, *MNRAS*, 497, 536
 Wang, L., Nitadori, K., & Makino, J. 2020b, *MNRAS*, 493, 3398
 Webbink, R. F. 1984, *ApJ*, 277, 355
 Yamaguchi, N., El-Badry, K., Fuller, J., et al. 2024, *MNRAS*, 527, 11719
 Zheng, L.-L., Sun, M., Gu, W.-M., et al. 2023, *Science China Physics, Mechanics, and Astronomy*, 66, 129512

This paper was built using the Open Journal of Astrophysics \LaTeX template. The OJA is a journal which

provides fast and easy peer review for new papers in the **astro-ph** section of the arXiv, making the reviewing process simpler for authors and referees alike. Learn more at <http://astro.theoj.org>.