

RCTs can serve as a Novel Evaluation Standard for Knowledge Tracing Algorithms in Real-World Applications

Marius Köppel¹, Tim Klausmann¹, Isabell Zipperle¹, Daniel Schunk¹

Johannes Gutenberg University Mainz

Abstract. The individualization of learning contents using recommender systems based on knowledge tracing algorithms within online learning environments promises large individual and social benefits – both for individual learners themselves as well as for society. However, the optimal design of knowledge tracing algorithms remains an open question. More so, the effectiveness of prediction-based task assignment with regard to actual learning outcomes commonly remains uninvestigated rendering it impossible to make recommendations for real-world applications. We address this problem by proposing a comprehensive three-step evaluation standard for knowledge tracing algorithms including a randomized controlled experiment trial (RCT) that we deploy on a large digital self-learning platform. We develop a knowledge tracing machine learning algorithm based on two convolutional neural networks (CNNs) that we use to assign tasks to 4,365 learners according to their learning paths. To test our algorithm in the field, learners are randomized into three groups: two treatment groups that get tasks assigned based on group-based and individual predictions of our algorithm and one control group that gets tasks assigned randomly. We analyze the difference between the three randomly assigned groups with respect to the effort that learners provide and their performance on the platform. Despite the fact that our trained model shows good performance in predicting learning outcomes on cross-validation splits and performs similar to commonly used knowledge tracing algorithms on prediction tasks in our and in publicly available benchmark datasets, we do not find differences between our groups. Our results shed light on the importance of careful evaluation of algorithms in real-world settings and the multiple challenges associated with the algorithm-based individualization of learning paths.

1 Introduction

Creating individualized learning paths instead of following a predefined grade-appropriate curriculum in class yields great potential to improve learning outcomes. While learners benefit from improved learning outcomes, these outcomes also convey important positive external benefits for society – a goal that is highly desirable from the policy maker’s perspective. Research on machine learning in digital learning environments proposes to the individualization of learning materials based on previous inputs as a promising way to improve learning outcomes

[14]. However, as the relationship between learning inputs, e.g., type and sequence of tasks that were faced by a learner, and learning outcomes, e.g., learning performance or effort, is vague [28], it remains an open question how such knowledge tracing algorithms need to be designed to effectively promote learning outcomes in digital learning environments [38].

Digital learning environments constitute a cheap and easy-to-implement setting for learners to work on individualized learning content [8,63,10,22,15]. In practice, digital learning environments track the interactions of learners with given tasks producing large datasets on learner-platform interactions. The collection of this large amount of data is a main requirement for knowledge tracing algorithms to operate and therefore open up the possibility to sequence tasks and thus individualize learning paths.

Machine learning algorithms that in many cases rely on neural network architectures are commonly used to predict learning outcomes based on past learners' learning histories, i.e., based on past learner-task interactions in digital learning environments [14,60].¹ Compared to linear approaches, they allow for higher dimensional non-linear relationships between learning inputs, the features of the machine learning model, and learning outcomes (linear approaches are applied in [61,21,52]). As this flexibility brings important advantages, machine learning based recommender systems promise additional improvements to learning outcomes [14,15] and consequentially opened a large market (\$4bn in 2022) for tools that claim to apply machine learning in digital learning environments according to an industry report [26].

In this study, we design a recommender system to individualize learning paths using an innovative but simple machine learning algorithm for knowledge tracing. Moreover, we propose a three-step evaluation standard that can be used to test the effectiveness of knowledge tracing machine learning algorithms with respect to model performance and real-world learning outcomes. To the best of our knowledge, the majority of studies in the literature has not undertaken this evaluation step, which raises concerns about the efficacy of the models utilized. We deploy our approach in an online learning environment, i.e., an online self-learning platform.

Our contribution is three-fold. **Firstly**, we develop and implement a knowledge tracing machine learning algorithm based on two consecutive convolutional neural networks (CNNs) in an online self-learning platform. We decided to use a simple and well known model to demonstrate our proposed evaluation method. We retrain our algorithm daily to keep track with regard to learners that are newly appearing on the platform. We test the performance of our algorithm compared to different commonly applied algorithms and baseline datasets.

Our **second** contribution is an evaluation method to prove benefits for the individual learner and for society, i.e., improving real-world learning outcomes. We argue that the effectiveness of machine learning-based recommender systems

¹ In the meantime, the relevance of machine learning algorithms as a reliable prediction method are currently discussed in various fields, e.g., the fields of economics (cf., e.g., [6]) and education sciences [35,63,22,15].

needs to be carefully evaluated, especially in a real-world setting, as there are non-functional trade-offs in terms of privacy, legal and socio-cultural aspects. A simple test on benchmark datasets, as we did in our study, does not prove that the algorithm will work in a real-world application. Randomized controlled experiments – or randomized controlled trials (RCTs) – constitute the necessary methodological approach to evaluate the effectiveness of a recommender system in real-world settings, yet research on machine learning in education often fails to recognize its importance (comp. Section 2). In an RCT, the challenge of drawing causal inference is tackled by randomly assigning subjects to treatment and control groups. Groups then differ solely with respect to the treatment and, relying on the law of large numbers, statistical differences in outcomes can be entirely traced back to the treatment, respectively. RCTs are considered being the gold standard to test the effects of medication in health sciences [29] and have become popular evaluation methods in various other fields, among them in education research [5,57] that partially discusses the case of individualized learning [61,21].

Lastly, we construct a random controlled framework which we use to investigate differential effect of task assignment modes: we treat two different groups of learners by letting the algorithm assign tasks of differing degrees of individualization based on the predictions of task difficulty, i.e., the probability of solving a task correctly, and future learning effort, i.e., the number of tasks that learners will be completing in the future after having been assigned with to a certain task. One treatment group is assigned with tasks based on the average predictions for the learning group (group-based treatment group), whereas the second treatment group receives tasks based on individual predictions (individual treatment group) and the control group receives tasks randomly. We compare the two treatment groups to the control group with respect to learning effort (number of solved tasks) and performance (number of correctly solved tasks) on the platform.

Our hypothesis is that using a knowledge tracing machine learning algorithm to provide learners with individualized tasks increases learning performance and learning effort on the self-learning online platform compared to a randomized control group. Further, we assume that higher degrees of individualization lead to improved outcomes compared to lower degrees of individualization. We find null results for the treatment effects between treated and untreated learners.

Our work adds to the literature by discussing the importance of evaluating knowledge tracing algorithms with regard to their eligibility to application, i.e., the application in real-world education settings. Real-world application is only justified when the effectiveness of an approach is proven in a randomized controlled experiment, i.e., RCT. Here, we also show that a state-of-the-art evaluation of a model on benchmark data does not proof a significant predictive power in a real-world setting. By proposing a three-step evaluation standard we highlight the importance of going beyond mere model evaluation and evaluate the effectiveness of a machine learning based recommender system with respect

to real-world learning outcomes. Hence, we prepare the ground for future more elaborate approaches that follow up on our work.²

2 Related Work

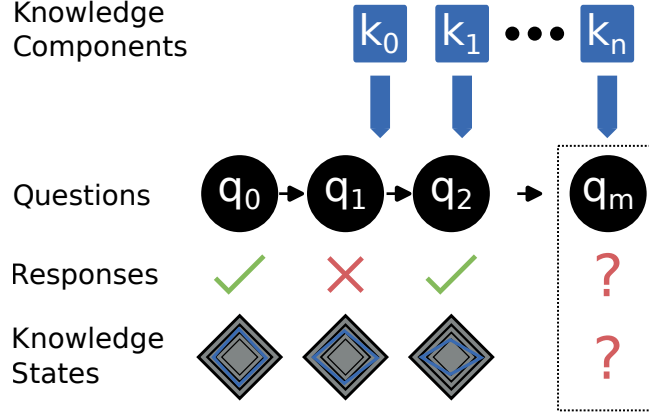


Fig. 1: Overview of typical knowledge tracing problem. The knowledge components k_0 to k_n are distributed over the questions q_0 to q_m . After each response the knowledge state (defined by the skills of the different components k_0 to k_n) of the learner is updated to perform a better prediction of the probability to answer a new task correctly.

Given its potential for the enhancement of learning outcomes, the individualization of learning paths in digital learning environments – even without machine learning based recommender systems – has been subject to research in education, behavioral and computer sciences (e.g., [52,21,62] and [40] for a recent systematic literature review). Previous attempts to individualized learning, however, indicate that constructing algorithms that contribute to improving learning outcomes is highly challenging [73]. As neural networks are proven flexible with regards to relationships between inputs and outcomes, they are regularly used to predict learning outcomes [60]. Several network architectures have been constructed for knowledge tracing. Figure 1 provides a graphical representation of the knowledge tracing problem. Knowledge tracing algorithms aim at predicting the probability to answer a new task correctly by modeling the knowledge state of a learner given the responses to previously tasks. One central aspect is the cold-start challenge, i.e., the challenge of predicting outcomes of learners that arrive newly to the digital learning environment [50].

² To enable reproducibility, we provide the code for our used machine learning models at <https://zenodo.org/record/8249812>.

| Evaluation / Model abbr. | BKT [20] | DBN [34] | IRT [27] | HIRT [69] | TIRT [69] | LFA [11] | AFM [12] | PFA [47] | KTM [65] | KTM-DLF [24] | DKT [49] | DKT+ [71] | DKT-DSC [41] | DVKMN [72] | SKVMN [1] | SAKT [45] | AKT [25] | SAINT [18] | SAINT+ [56] | RKT [46] | CKT [55] | CoKT [39] | GKT [44] | GHKT [70] | SKT [59] | PEBG [37] | EERNN [58] | EKT [36] | AdaptKT [17] | DKT+forget [43] | KPT [16,31] | HawkesKT [66] | DGMN [2] | LPKT [54] | RCES [38] | | | | | |
|--------------------------|----------|----------|----------|-----------|-----------|----------|----------|----------|----------|--------------|----------|-----------|--------------|------------|-----------|-----------|----------|------------|-------------|----------|----------|-----------|----------|-----------|----------|-----------|------------|----------|--------------|-----------------|-------------|---------------|----------|-----------|-----------|---|---|---|---|---|
| # model (n>1) | X | ✓ | X | ✓ | ✓ | X | ✓ | ✓ | ✓ | ✓ | ✓ | ✓ | ✓ | ✓ | ✓ | ✓ | ✓ | ✓ | ✓ | ✓ | ✓ | ✓ | ✓ | ✓ | ✓ | ✓ | ✓ | ✓ | ✓ | ✓ | ✓ | ✓ | ✓ | ✓ | ✓ | ✓ | ✓ | ✓ | ✓ | |
| # dataset (n>1) | X | ✓ | X | ✓ | ✓ | ✓ | ✓ | ✓ | ✓ | ✓ | ✓ | ✓ | ✓ | ✓ | ✓ | ✓ | ✓ | ✓ | ✓ | ✓ | ✓ | ✓ | ✓ | ✓ | ✓ | ✓ | ✓ | ✓ | ✓ | ✓ | ✓ | ✓ | ✓ | ✓ | ✓ | ✓ | ✓ | ✓ | ✓ | ✓ |
| RCT | X | X | X | X | X | X | X | X | X | X | X | X | X | X | X | X | X | X | X | X | X | X | X | X | X | X | X | X | X | X | X | X | X | X | X | X | X | X | X | ✓ |

Table 1: Overview of commonly used knowledge tracing algorithms and their evaluation methods. We took most of the methods from the summary paper [3]. We show the abbreviated labels of the models used in the different studies and list whether respective studies have used more than one comparison model (# model (n > 1)), more than one dataset (# dataset (n > 1)) for testing and if an RCT was conducted.

Table 1 draws on a very recent collection of knowledge tracing algorithms provided by [3]. It reveals that research on machine learning in education has put a strong focus on developing and evaluating knowledge tracing algorithms, but in large parts has not evaluated the effectiveness of such algorithms on actual real-world learning outcomes. We are aware of only one related study in the field [38] and a small number of studies in the social sciences [52,61,21,42] that tread the path of converting predictions into learning paths and investigating effects on real-world outcomes conducting RCTs. However, the numbers of people in the RCTs are quite small and no appropriate statistical test was used to assess the significance of the results.

In the following, we present our proposed approach for using randomized controlled trials in real-world settings for evaluating knowledge tracing algorithms.

3 Evaluation for knowledge tracing

To elucidate the important step of evaluating knowledge tracing algorithms in real-world environments and prove their effectiveness with regard to actual learning outcomes, we propose a three-step comprehensive evaluation standard. The three steps convey training and testing of the applied models (step 1), benchmarking of the applied models using alternative datasets and algorithms (step 2), conducting an RCT to test the model in a real-world setting before deploying it in learning applications (step 3). While step 1 and step 2 are commonly applied in related work (comp. Table 1), step 3 iterates further on the model evaluation step and generates insights about the effectiveness in the field. Figure 2 depicts the evaluation cycle for our proposed approach including step 1 and step 2 represented as "Eval models" and step 3 represented as "RCT".

We consider it important to highlight several important issues that can not be tested in shorter evaluation cycles. First, the evaluation standard contains a task assignment mechanism based on the prediction of the knowledge tracing algorithm. Thus, our proposed standard suggests a way to actually individualize

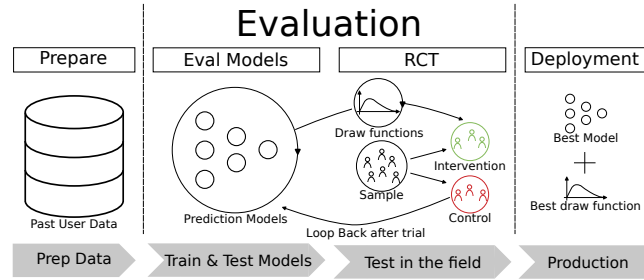


Fig. 2: Proposal for a machine learning evaluation standard using randomized controlled trials (RCTs). While 'Prediction models' refers to step 1 and step 2 of our proposed evaluation standard, 'Intervention' and 'Control' refer to the different groups in the RCT framework. 'Draw functions' refers to the pre-tested distribution from which the different tasks are drawn for individualized or random assignment in the RCT.

learning paths in the online learning platform. Second, it provides the opportunity to identify problematic feedback loops by comparing the performance of the model against a randomized control group. Feedback loops occur when the model generates its own training data by suggesting questions to learners. Retraining the model based on newly generated data helps fine-tuning and adjusting the model to new learners on the learning platform.

3.1 Data and setting

We apply the proposed evaluation standard on a large online self-learning platform. The platform provides college-level students with learning videos, exercises, and mock exams for self-learning. Students use the platform to prepare for the final high-stake standardized exam of their degree. For training and retraining of our knowledge tracing algorithm we use non-sensitive fully pseudonymized streaming data resembling learner-platform interactions. More precisely, the input features that we use for the training are learner-specific measures recorded by the platform (e.g., the id of the tasks a learner has answered, the number of tasks a learner solved before the current interaction with the platform, the number of tasks a learner solved correctly before the current interaction, the last time a learner was logged into the platform, etc.).³

We conduct our RCT in a section of the learning platform providing multiple choice exercises. The pool of tasks that are presented to the learners within this section is categorized in tasks that are associated with different subjects and is created by trained educators and tailored to the content of the learners' courses. Learners can learn for different subjects and attempt each task only once a day. During the RCT period, we collect data for each learner-task interaction within

³ For more information about the applied input features see Table A.2 in Section B in the supplementary.

the multiple choice task section. A learner-task interaction implies that a learner faces a multiple choice task and attempts to solve it. More specifically, we track which task a learner faces, when it is faced, and whether it is solved correctly. Thus, we track effort (number of solved tasks) and performance (number of correctly solved tasks) of all learners in the multiple choice task section. On average, a learner in the multiple choice task section faced 129 tasks and solved 77 tasks correctly during the RCT period. We record the performance of the knowledge tracing algorithm by collecting predictions and comparing them with realized outcomes on a daily basis.

3.2 Model evaluation

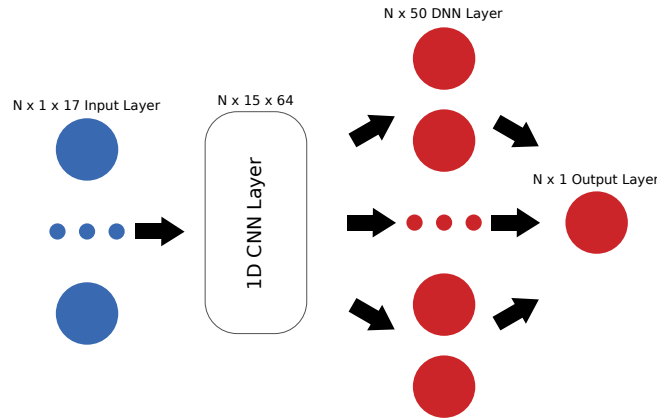


Fig. 3: Architecture used for the two convolutional networks. The convolutional layers are 1D layers which take an 1D input vector and map it to an 2D output vector. The N in the dimensions are the used batch size during training.

Network architecture and validation: We apply two consecutive CNNs to predict task difficulty and future learning effort for a given task on the platform to individually assigning tasks to learners. We choose a CNN structure since it is well know and easy to implement. However, there are more fundamental reasons way we choose this architecture. We go beyond optimizing a linear model to predict task difficulty and make a prediction for task difficulty and a measure of participant behavior, future learning effort. Our aim is to systematically increase the complexity of the method used as a standard in the literature. Furthermore, it is not clear from the literature how complex a model needs to be to be effective. Therefore, more evaluation work needs to be done on all proposed methods, and this study can only be seen as a start. A sketch of the network architecture is

displayed in Figure 3 while technical specifications of the applied neural networks are displayed in Table A.1 in Section B in the supplementary.

The networks are pre-trained with data on past learner-platform interactions in the same learning platform, collected over two years directly prior to the RCT period. Further, the networks are trained based on pre-determined input features capturing learner characteristics and learning behavior meaning that they learn how these characteristics relate to the learning outcomes of our interest (see Section 3.1). Based on these features, the first network is trained to predict task difficulty, i.e., the probability that a learner will answer a given task correctly. This information is concatenated with the input features to train the second network, which predicts the number of tasks the learner will perform in the future, i.e., the future learning effort for the given task. Our rationale for using the two networks consecutively and using the first network’s prediction of task difficulty as the input to the second network is motivated by the models used in the literature. All of the methods shown in Table 1 only predict task probability, so we decided to have a separate model that only predicts difficulty. This allows us to compare it directly with methods used in the literature (see Table 2). However, we are aware that this is probably not the best architecture from a technical point of view, and that one could design a more comprehensive method that simultaneously learns both difficulty and future learning effort. However, we would argue that the main contribution of this work is to propose an effective evaluation procedure that should be used for all methods in the literature.

Nevertheless, there is a theoretical argument for using two separate networks. From motivation theory we know that success and effort are related to the perceived difficulty of a task [7,9,32]. In line with this, we assume that solution probability is an important predictor of future learning effort: being confronted with a task that is too easy might inhibit future effort because it is not seen as crucial, whereas being confronted with a task that is too difficult might reduce motivation. Therefore, splitting the prediction of task difficulty and learning effort may be beneficial.

During the training phase (see Figure 2 "Eval Models") we perform a five-fold cross-validation on the available data to identify the optimal hyper-parameters for the networks. Whereas the first network predicting task difficulty of a given task was trained in a classification setup, the second network predicting future learning effort was trained in a regression fashion. We evaluate the performance of both networks by using the area under the receiver operating characteristic space (AUC). We consider the upper 10% of predicted future tasks to be the positive class allowing for an upper bound approximation on this prediction. We report an average performance of an AUC of 0.70 (in predicting the number of future tasks) over all cross-validation splits for the most optimal hyper-parameters.

We use these evaluated optimal hyper-parameters for the models that we apply in our RCT. To assign tasks to learners in the group-based treatment group, we calculate the mean difficulty and number of future tasks over all learners on the platform using the predictions of the two networks. Moreover, for the individual treatment group we use individual predictions for task assignment.

Over the whole RCT period, we fully retrain the whole networks on daily basis with the constantly incoming data on the learner-platform interactions in order to dynamically adapt our algorithm.

| Model | Metric | Eedi | Ednet | KT3 | Junyi15 | Junyi20 | PD |
|-------|--------|----------|----------|-----------|----------|----------|----|
| DKT | ACC | 0.754(1) | 0.718(2) | 0.855(1) | 0.775(1) | 0.736(2) | |
| | AUC | 0.816(1) | 0.749(1) | 0.806(1) | 0.811(1) | 0.800(2) | |
| | F1 | 0.813(1) | 0.806(2) | 0.918(0) | 0.850(1) | 0.797(4) | |
| SAKT | ACC | 0.745(1) | 0.715(0) | 0.852(1) | 0.762(1) | 0.733(0) | |
| | AUC | 0.803(1) | 0.741(0) | 0.796(1) | 0.797(1) | 0.790(0) | |
| | F1 | 0.807(2) | 0.806(1) | 0.916(0) | 0.837(1) | 0.800(1) | |
| SAINT | ACC | 0.746(1) | 0.714(0) | 0.851(0) | 0.759(6) | 0.731(1) | |
| | AUC | 0.804(1) | 0.737(1) | 0.795(1) | 0.785(8) | 0.781(1) | |
| | F1 | 0.806(1) | 0.805(1) | 0.915(0) | 0.836(6) | 0.802(4) | |
| CNN | ACC | 0.643(1) | 0.665(1) | 0.895(3) | 0.997(0) | 0.661(2) | |
| | AUC | 0.598(2) | 0.613(2) | 0.869(11) | 0.996(0) | 0.680(2) | |
| | F1 | 0.783(1) | 0.796(1) | 0.939(2) | 0.998(0) | 0.757(4) | |

Table 2: Comparison of different algorithms on common knowledge tracing tasks. All algorithms are evaluated on five folds. Standard deviation of the results are reported in brackets.

Benchmarking with alternative datasets and algorithms: After designing our knowledge tracing algorithm, we evaluate its performance by comparing its results on three publicly available commonly used benchmark datasets (Eedi [68,67], EdNet KT3 [19], Junyi15 [13]/Junyi20 [51], for detailed information on the benchmark datasets see Section C in the supplementary) and on our dataset (PD⁴) to those of common algorithms used in knowledge tracing applications. As the benchmark datasets only allow predicting task difficulty, we do not employ the second network to predict future tasks. This is primarily because most open accessible datasets exclusively provide data for difficulty prediction tasks, lacking information about future tasks.

To evaluate the performance of the task difficulty model (CNN), we compare it to three commonly used knowledge tracing algorithms: DKT [49], a Long Short-Term Memory [30] based network that analyzes learner interactions sequentially, and two recently developed transformer-based [64] approaches, SAKT [45] and SAINT [18]. To compare the performance of the algorithms, we conduct a hyper-parameter evaluation and test the best models on a five-fold split.⁵

⁴ We can establish contact between researchers and the data-providing company to request data access.

⁵ For all benchmark models we used the implementation from <https://github.com/rschmucker/Large-Scale-knowledgetracing> [53].

Table 2 provides benchmark results. We use three common evaluation metrics used in machine learning research to evaluate the different methods: area under the receiver operating characteristic curve (AUC), accuracy classification score (ACC) and the F1 score which is a harmonic mean of precision and recall.

We notice that our model works best on Junyi15 and Junyi20, as expected, since the recorded time stamps in these datasets are not as precise as for the other datasets and our model does not rely on timing information. To determine the best overall model, we conducted a statistical analysis using the Nemenyi-Test [48] and Friedman-Test [23] over all datasets and evaluation metrics. Among the models that we use to evaluate our knowledge tracing algorithm we do not find any superior model. As there was no clear model that was significantly better across all the datasets and metrics tested, we decided to use the simplest model (CNN) in the following RCT. At this point we would like to emphasise another important aspect that is crucial during the "Eval Models" phase, namely the need for a proper statistical test. None of the methods in Table 1 used such a test.

3.3 Randomized controlled experiment

RCT setup: We run an RCT in the learning intensive time between July and November 2021 that constitutes the period prior to the final exam of the college-level learners using the platform (i.e., a time with intensive interactions).⁶ We randomly assign learners to one of three groups that differ in the way they get tasks assigned based on the predictions of our knowledge tracing algorithm: a control group ($n = 1,454$), a group-based treatment group ($n = 1,455$), and an individual treatment group ($n = 1,456$).

The control group receives tasks randomly drawn from the pool of all tasks available to the learner on the respective day, which is the standard configuration of the platform within the multiple choice section. The group-based treatment group receives tasks based on the common learning path of the learning group, thus, the average predictions of the knowledge tracing algorithm of all learners on the platform for task difficulty and future learning effort. The individual treatment group receives tasks based on the learning path of the individual learner, i.e., based on the individual predictions of the knowledge tracing algorithm.

Task assignment in our setting works as follows: firstly, the knowledge tracing predicts task difficulty and future learning effort per learner for each task; secondly, tasks that are available to the learner once a day are assigned to learners according to a two-dimensional probability distribution that optimizes task difficulty and maximizes future learning effort. Looking back at the proposed evaluation design (see Figure 2 "RCT") emphasises that even the distribution from which the tasks for the learners are drawn needs to be tested with a proper RCT.

⁶ We preregistered this study as [33] and received ethics approval by the joint ethics commission in economics by Goethe University in Frankfurt and the University of Mainz.

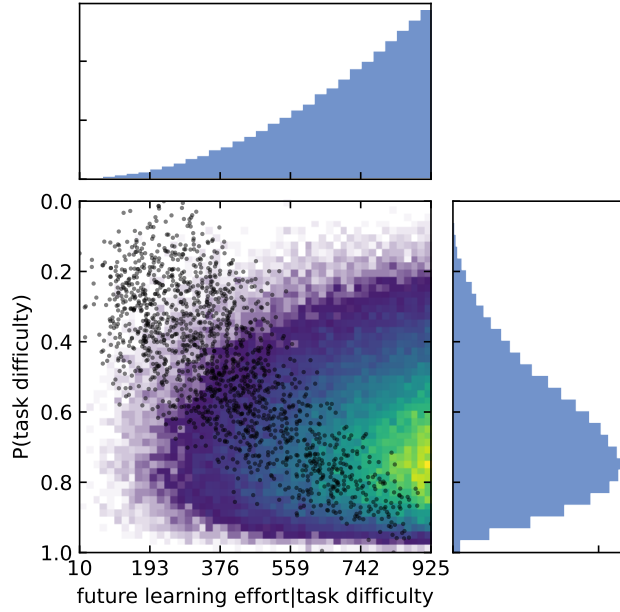


Fig. 4: The graph displays task assignment to an example learner at a specific day. The y-axis visualizes task difficulty. The x-axis visualizes future learning effort. The black dots represent available tasks on the specific day, while the heat-map (using a color spectrum that ranges from purple to yellow) shows the joint two-dimensional distribution that tasks are drawn from. The distribution for drawing tasks with an optimal task difficulty was pre-tested.

The optimization of task difficulty, the first dimension (y-axis in Figure 4), follows a logit-normal distribution ($\mu = -0.85$ and $\sigma = 0.8$) with a predicted average error probability of 30 percent. This configuration has been shown to be superior to other configurations in a pre-RCT that was conducted on the same learning platform. For the optimization of future learning effort, the second dimension (x-axis in Figure 4), we assume that more effort is better. Thus, in this dimension we draw from a cube root distribution.

Tasks are drawn using a nearest neighbor approach. Thus, predictions of the knowledge tracing algorithm appear to be a certain point within the distributions and we draw tasks that are closest to the predicted points with respect to task difficulty and future learning effort. As an example, Figure 4 visualizes the task assignment for a given learner in one of the two treatment groups on a specific day. The heat-map using a color spectrum ranging from purple to yellow shows the joint two-dimensional distribution from which the algorithm draws the tasks that the learner gets assigned (black dots in Figure 4). Tasks located in the lighter area in Figure 4 are more likely to be drawn and assigned to the learner.

Combining all these different parameters results in a very complex RCT setup. It is therefore strongly recommended that not only the model but also the drawing functions are evaluated. Only a combination of the two can lead to success and significant benefits for learners.

Results By comparing our treatment groups, we do not find that learners in both of our treatment groups, thus, learners who get tasks assigned based on predictions of our knowledge tracing algorithm provide more effort or solve more tasks correctly on the platform than the control group. Further, on most days, assignment based on both neural networks does not perform better than random assignment and in fact much worse than during our cross-validation phase before the RCT period.

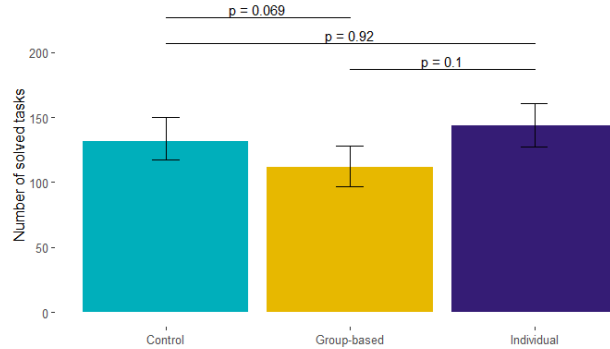


Fig. 5: The bars correspond to the control group and the two treatment groups. The y-axis depicts number of tasks that learners solved during the RCT period. We report bootstrapped confidence intervals. The brackets display pairwise non-parametric Wilcoxon tests.

Figure 5 shows the treatment effect regarding effort. Comparing the control group to the group-based treatment group, we find that learners in the treatment group solved 20 tasks less ($p > 0.05$, 132 vs. 112 tasks on average). Comparing the control group to the individual treatment we find that learners in the treatment group solved 11 tasks more ($p > 0.05$, 132 vs. 143 tasks on average). The difference between both treatments is insignificant ($p > 0.05$). Figure A.1 in Section D in the supplementary depicts that this pattern is replicated when splitting by subject of study. Accordingly, our main result reflects insignificant treatment effect in the single subjects the learners can choose from on the platform.

Figure 6 shows the treatment effect regarding performance. Similar to learning effort, we do not find any significant differences between all three groups

($p > 0.05$). In this case, learners in the group-based treatment group and in the control group solved on average 74 tasks correctly. Learners in the control group and learners in the individual group differ by 9 correctly solved tasks. As for the treatment effect on effort, Figure A.2 in Section D in the supplementary shows that this result replicates in the treatment effects on performance by subject of study.

In Figure 7, we display the performance (AUC) of the two networks during the high learning period prior to the final exam of the students. Contrasting the performance evaluation of the trained networks before the RCT period, the performance of the two networks during the RCT period is significantly lower and most of the time each of the models does not show a better performance compared to random guess.

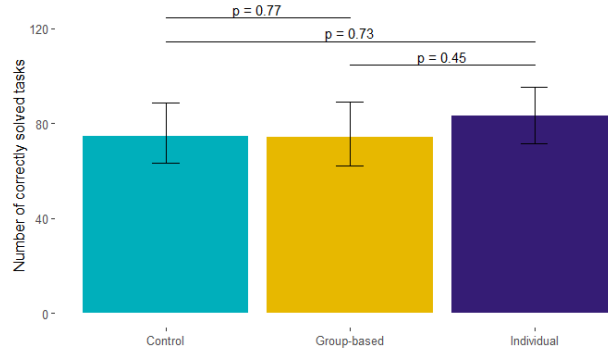


Fig. 6: The bars correspond to the control group and the two treatment groups. The y-axis depicts number of tasks that learners solved correctly during the RCT period. We report bootstrapped confidence intervals. The brackets display pairwise non-parametric Wilcoxon tests.

4 Conclusion

In this paper, we propose a three-step evaluation standard that enables researchers to prove the effectiveness of recommender systems in real-world digital learning settings. While a large variety of algorithms has been used to tackle the challenge of predicting task difficulty in digital learning environments, not many studies have been treading the way of testing real-world implications for learners in these settings. Taking the non-functional trade-offs into account, which occur during the deployment of such models, it is crucial to have a proper evaluation scheme.

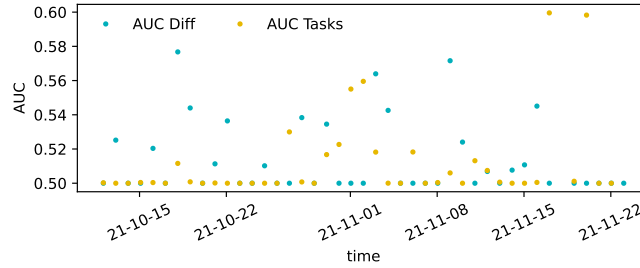


Fig. 7: Model performance (AUC) of the two networks during the learning intensive period directly prior to the learners’ final exams. The blue dots show the performance of the first network that is predicting the task difficulty of a learner while orange dots show the performance of the network that is predicting future learning effort. We consider the upper 10% of predicted future tasks to be the positive class allowing for an upper bound approximation on this prediction by using AUC.

We develop a knowledge tracing algorithm based on two CNNs to predict task difficulty and future learning effort for each learner and task in a large online self-learning platform. As we assign tasks based on individuals and group-based predictions, we are able to investigate different degrees of individualization. We use the predictions of the algorithm for assigning tasks to the learners, thus individualizing learning paths. Thereby, we follow theory-based considerations regarding the optimal level of task difficulty, i.e., the solving probability of a given task, and future learning effort to design tasks that (theoretically) enable effective learning per se.

Passing through each step of our proposed evaluation cycle, we carefully train and test our model on data on past learner-platform interactions of learners in the digital learning environment that we use, compare its performance with alternative common knowledge tracing algorithms and on benchmark datasets and conduct an RCT within the platform to be able to evaluate its eligibility for a real-world application. Our trained model shows good performance in predicting learning outcomes on five cross-validation splits and performs similar to commonly used knowledge tracing algorithms on prediction tasks in our and in publicly available benchmark datasets. We, thus, conjectured that the algorithm should improve learning outcomes. However, when evaluating our algorithm in an RCT based on two treatment groups and a control group, we find null results regarding its effect on learning outcomes in the self-learning online platform, i.e., learning effort and learning performance. If improving learning outcomes by providing tasks that are tailored to the individual’s learning level is considered the overarching aim of any efforts taken on making algorithm based predictions on task performance, our work highlights the importance of testing the underlying algorithms in an RCT setup.

While our study yields important methodological contributions with regard to evaluation of knowledge tracing algorithms, there are limitations to our approach and avenues for further research. Given our focus on real-world evaluation, we select a CNN model for evaluation in the RCT setup due to its simplicity and ease of implementation. We further do so, because we posit that the poorer performance of other models on datasets with imprecisely measured time resolution suggests potential robustness issues in real-world scenarios, where the application’s reliability may not always be guaranteed.

Finally, the ethical implications of our work need to be discussed [4]. Most importantly, knowledge discovery algorithms rely on large amounts of data. Research on machine learning in education therefore faces a complicated trade-off between privacy and model performance. For this reason, we have only used non-sensitive and pseudonymised data. However, we do see a way forward in this area, as the answer cannot just be ‘more data’. A more responsible and effective use of data should be considered. For example, using RCTs to evaluate models can be a first step towards using data more effectively. Moreover, we see that our evaluation standard is valid beyond the field of knowledge discovery and should be considered as the gold standard for all machine learning applications involving human interaction.

Acknowledgments

We would like to thank the data-providing company for collaboration. Mattia Cerrato, Katharina Hartinger, Erik Lehmann, Erik Sarrazin, Niklas Witzig and three anonymous referees provided valuable feedback. There are no conflicts of interest; this research did not receive any specific grant from funding agencies in the public, commercial, or not-for-profit sectors. All errors in fact or interpretation are ours.

References

1. Abdelrahman, G., Wang, Q.: Knowledge tracing with sequential key-value memory networks. In: Proceedings of the 42nd International ACM SIGIR Conference on Research and Development in Information Retrieval. pp. 175–184 (2019)
2. Abdelrahman, G., Wang, Q.: Deep graph memory networks for forgetting-robust knowledge tracing. *IEEE Transactions on Knowledge and Data Engineering* **35**(8), 7844–7855 (2023)
3. Abdelrahman, G., Wang, Q., Nunes, B.: Knowledge tracing: A survey. *ACM Computing Surveys* **55**(11), 1–37 (2023)
4. Akgun, S., Greenhow, C.: Artificial intelligence in education: Addressing ethical challenges in k-12 settings. *AI and Ethics* pp. 1–10 (2021)
5. Angrist, J.D.: Randomized trials and quasi-experiments in education research. *NBER Reporter Online* (2003)
6. Athey, S.: The impact of machine learning on economics. In: Agrawal, A., Gans, J., Goldfarb, A. (eds.) *The economics of artificial intelligence: An agenda*, pp. 507–547. University of Chicago Press Chicago (2018)
7. Atkinson, J.W.: Motivational determinants of risk-taking behavior. *Psychological Review* **64**(6p1), 359 (1957)
8. Banerjee, A., Cole, S., Duflo, E., Linden, L.: Remedying education: Evidence from two randomized experiments in India. *The Quarterly Journal of Economics* **122**(3), 1235–1264 (2007)
9. Brehm, J.W., Self, E.A.: The intensity of motivation. *Annual Review of Psychology* **40**(1), 109–131 (1989)
10. Bulman, G., Fairlie, R.: Technology and education: Computers, software, and the internet. In: *Handbook of the Economics of Education*, pp. 239–280. Elsevier (2016)
11. Cen, H., Koedinger, K., Junker, B.: Learning factors analysis: A general method for cognitive model evaluation and improvement. In: *Intelligent Tutoring Systems: 8th International Conference*. pp. 164–175. Springer (2006)
12. Cen, H., Koedinger, K., Junker, B.: Comparing two irt models for conjunctive skills. In: *Intelligent Tutoring Systems: 9th International Conference*. pp. 796–798. Springer (2008)
13. Chang, H., Hsu, H., Chen, K.: Modeling exercise relationships in e-learning: A unified approach. In: Santos, O.C., Boticario, J., Romero, C., Pechenizkiy, M., Merceron, A., Mitros, P., Luna, J.M., Mihaescu, M.C., Moreno, P., Hershkovitz, A., Ventura, S., Desmarais, M.C. (eds.) *Proceedings of the 8th International Conference on Educational Data Mining 2015*. pp. 532–535. International Educational Data Mining Society (2015)
14. Chen, L., Chen, P., Lin, Z.: Artificial intelligence in education: A review. *IEEE Access* **8**, 75264–75278 (2020)
15. Chen, X., Xie, H., Zou, D., Hwang, G.J.: Application and theory gaps during the rise of artificial intelligence in education. *Computers and Education: Artificial Intelligence* **1**, 100002 (2020)
16. Chen, Y., Liu, Q., Huang, Z., Wu, L., Chen, E., Wu, R., Su, Y., Hu, G.: Tracking knowledge proficiency of students with educational priors. In: *Proceedings of the 2017 ACM on Conference on Information and Knowledge Management*. pp. 989–998 (2017)
17. Cheng, S., Liu, Q., Chen, E., Zhang, K., Huang, Z., Yin, Y., Huang, X., Su, Y.: Adaptkt: A domain adaptable method for knowledge tracing. In: *Proceedings of the Fifteenth ACM International Conference on Web Search and Data Mining*. pp. 123–131 (2022)

18. Choi, Y., Lee, Y., Cho, J., Baek, J., Kim, B., Cha, Y., Shin, D., Bae, C., Heo, J.: Towards an appropriate query, key, and value computation for knowledge tracing. In: Proceedings of the Seventh ACM Conference on Learning@ Scale. pp. 341–344 (2020)
19. Choi, Y., Lee, Y., Shin, D., Cho, J., Park, S., Lee, S., Baek, J., Bae, C., Kim, B., Heo, J.: Ednet: A large-scale hierarchical dataset in education. In: Bittencourt, I.L., Cukurova, M., Muldner, K., Luckin, R., Millán, E. (eds.) Artificial Intelligence in Education - 21st International Conference. pp. 69–73. Springer (2020)
20. Corbett, A.T., Anderson, J.R.: Knowledge tracing: Modeling the acquisition of procedural knowledge. *User Modeling and User-Adapted Interaction* **4**, 253–278 (1994)
21. Cornelisz, I., van Klaveren, C.: Student engagement with computerized practising: Ability, task value, and difficulty perceptions. *Journal of Computer Assisted Learning* **34**(6), 828–842 (2018)
22. Escueta, M., Nickow, A.J., Oreopoulos, P., Quan, V.: Upgrading education with technology: Insights from experimental research. *Journal of Economic Literature* **58**(4), 897–996 (2020)
23. Friedman, M.: The use of ranks to avoid the assumption of normality implicit in the analysis of variance. *Journal of the American Statistical Association* **32**(200), 675–701 (1937)
24. Gan, W., Sun, Y., Peng, X., Sun, Y.: Modeling learner’s dynamic knowledge construction procedure and cognitive item difficulty for knowledge tracing. *Applied Intelligence* **50**, 3894–3912 (2020)
25. Ghosh, A., Heffernan, N., Lan, A.S.: Context-aware attentive knowledge tracing. In: Proceedings of the 26th ACM SIGKDD International Conference on Knowledge Discovery & Data Mining. pp. 2330–2339 (2020)
26. Global Market Insights Inc.: Artificial intelligence (AI) in education market size By component, competitive market share & Forecast, 2023–2032 (2023), <https://www.gminsights.com/industry-analysis/artificial-intelligence-ai-in-education-market>, Last accessed on 2023-03-17
27. Green Jr, B.F.: A general solution for the latent class model of latent structure analysis. *Psychometrika* **16**(2), 151–166 (1951)
28. Hanushek, E.: Education production functions. In: *The Economics of Education*, pp. 161–170. Elsevier (2020)
29. Hariton, E., Locascio, J.J.: Randomised controlled trials—the gold standard for effectiveness research. *BJOG: An International Journal of Obstetrics and Gynaecology* **125**(13), 1716 (2018)
30. Hochreiter, S., Schmidhuber, J.: Long short-term memory. *Neural Computation* **9**, 1735–1780 (1997)
31. Huang, Z., Liu, Q., Chen, Y., Wu, L., Xiao, K., Chen, E., Ma, H., Hu, G.: Learning or forgetting? A dynamic approach for tracking the knowledge proficiency of students. *ACM Transactions on Information Systems* **38**(2), 1–33 (2020)
32. Karabenick, S.A., Youssef, Z.I.: Performance as a function of achievement motive level and perceived difficulty. *Journal of Personality and Social Psychology* **10**(4), 414 (1968)
33. Klausmann, T., Köppel, M., Schunk, D., Zipperle, I.: A field experiment on adaptive learning applying a machine learning algorithm. *AEA RCT Registry*. May 26 (2021), <https://doi.org/10.1257/rct.7637>
34. Käser, T., Klingler, S., Schwing, A.G., Gross, M.: Dynamic bayesian networks for student modeling. *IEEE Transactions on Learning Technologies* **10**(4), 450–462 (2017)

35. Lee, J., Park, O.: Adaptive instructional systems. In: Handbook of Research on Educational Communications and Technology, pp. 469–484. Citeseer (2008)
36. Liu, Q., Huang, Z., Yin, Y., Chen, E., Xiong, H., Su, Y., Hu, G.: Ekt: Exercise-aware knowledge tracing for student performance prediction. *IEEE Transactions on Knowledge and Data Engineering* **33**(1), 100–115 (2019)
37. Liu, Y., Yang, Y., Chen, X., Shen, J., Zhang, H., Yu, Y.: Improving knowledge tracing via pre-training question embeddings. arXiv preprint arXiv:2012.05031 (2020)
38. Loh, H., Shin, D., Lee, S., Baek, J., Hwang, C., Lee, Y., Cha, Y., Kwon, S., Park, J., Choi, Y.: Recommendation for effective standardized exam preparation. In: LAK21: 11th International Learning Analytics and Knowledge Conference. pp. 397–404 (2021)
39. Long, T., Qin, J., Shen, J., Zhang, W., Xia, W., Tang, R., He, X., Yu, Y.: Improving knowledge tracing with collaborative information. In: Proceedings of the Fifteenth ACM International Conference on Web Search and Data Mining. pp. 599–607 (2022)
40. Martin, F., Chen, Y., Moore, R.L., Westine, C.D.: Systematic review of adaptive learning research designs, context, strategies, and technologies from 2009 to 2018. *Educational Technology Research and Development* **68**(4), 1903–1929 (2020)
41. Minn, S., Yu, Y., Desmarais, M.C., Zhu, F., Vie, J.J.: Deep knowledge tracing and dynamic student classification for knowledge tracing. In: 2018 IEEE International Conference on Data Mining. pp. 1182–1187 (2018)
42. Muralidharan, K., Singh, A., Ganimian, A.: Disrupting education? Experimental evidence on technology-aided instruction in India. *American Economic Review* **109**(4), 1426–60 (2019)
43. Nagatani, K., Zhang, Q., Sato, M., Chen, Y.Y., Chen, F., Ohkuma, T.: Augmenting knowledge tracing by considering forgetting behavior. In: The World Wide Web Conference. pp. 3101–3107 (2019)
44. Nakagawa, H., Iwasawa, Y., Matsuo, Y.: Graph-based knowledge tracing: Modeling student proficiency using graph neural network. In: IEEE/WIC/ACM International Conference on Web Intelligence. pp. 156–163 (2019)
45. Pandey, S., Karypis, G.: A self-attentive model for knowledge tracing. arXiv preprint arXiv:1907.06837 (2019)
46. Pandey, S., Srivastava, J.: Rkt: Relation-aware self-attention for knowledge tracing. In: Proceedings of the 29th ACM International Conference on Information & Knowledge Management. pp. 1205–1214 (2020)
47. Pavlik Jr, P.L., Cen, H., Koedinger, K.R.: Performance factors analysis—a new alternative to knowledge tracing. Online Submission (2009)
48. Peter, N.: Distribution-free multiple comparisons (1963), PhD thesis, Dissertation Princeton University
49. Piech, C., Bassen, J., Huang, J., Ganguli, S., Sahami, M., Guibas, L.J., Sohl-Dickstein, J.: Deep knowledge tracing. *Advances in Neural Information Processing Systems* **28** (2015)
50. Pliakos, K., Joo, S.H., Park, J.Y., Cornillie, F., Vens, C., Van den Noortgate, W.: Integrating machine learning into item response theory for addressing the cold start problem in adaptive learning systems. *Computers & Education* **137**, 91–103 (2019)
51. Pojen, C., Mingen, H., Tzuyan, T.: Junyi academy online learning activity dataset: A large-scale public online learning activity dataset from elementary to senior high school students. (2020), <https://www.kaggle.com/datasets/junyiacademy/learning-activity-public-dataset-by-junyi-academy>, Last accessed on 2023-03-17

52. Sampayo-Vargas, S., Cope, C., He, Z., Byrne, G.: The effectiveness of adaptive difficulty adjustments on students' motivation and learning in an educational computer game. *Computers and Education* **69**, 452–462 (2013)
53. Schmucker, R., Wang, J., Hu, S., Mitchell, T.: Assessing the performance of online students - new data, new approaches, improved accuracy. *Journal of Educational Data Mining* **14**, 1–45 (2022)
54. Shen, S., Liu, Q., Chen, E., Huang, Z., Huang, W., Yin, Y., Su, Y., Wang, S.: Learning process-consistent knowledge tracing. In: *Proceedings of the 27th ACM SIGKDD Conference on Knowledge Discovery & Data Mining*. pp. 1452–1460 (2021)
55. Shen, S., Liu, Q., Chen, E., Wu, H., Huang, Z., Zhao, W., Su, Y., Ma, H., Wang, S.: Convolutional knowledge tracing: Modeling individualization in student learning process. In: *Proceedings of the 43rd International ACM SIGIR Conference on Research and Development in Information Retrieval*. pp. 1857–1860 (2020)
56. Shin, D., Shim, Y., Yu, H., Lee, S., Kim, B., Choi, Y.: Saint+: Integrating temporal features for ednet correctness prediction. In: *LAK21: 11th International Learning Analytics and Knowledge Conference*. pp. 490–496 (2021)
57. Steiner, P.M., Wroblewski, A., Cook, T.D.: Randomized experiments and quasi-experimental designs in educational research. *The Sage Handbook of Educational Evaluation* pp. 75–96 (2009)
58. Su, Y., Liu, Q., Liu, Q., Huang, Z., Yin, Y., Chen, E., Ding, C., Wei, S., Hu, G.: Exercise-enhanced sequential modeling for student performance prediction. In: *Proceedings of the AAAI Conference on Artificial Intelligence*. vol. 32 (2018)
59. Tong, S., Liu, Q., Huang, W., Hunag, Z., Chen, E., Liu, C., Ma, H., Wang, S.: Structure-based knowledge tracing: An influence propagation view. In: *2020 IEEE International Conference on data mining*. pp. 541–550 (2020)
60. Valko, Nataliia, Osadchyi, Viacheslav: Education individualization by means of artificial neural networks. *E3S Web Conf.* **166**, 10021 (2020). <https://doi.org/10.1051/e3sconf/202016610021>, <https://doi.org/10.1051/e3sconf/202016610021>
61. Van Klaveren, C., Vonk, S., Cornelisz, I.: The effect of adaptive versus static practicing on student learning-evidence from a randomized field experiment. *Economics of Education Review* **58**, 175–187 (2017)
62. Vanbecelaere, S., Van den Berghe, K., Cornillie, F., Sasanguie, D., Reynvoet, B., Depaeppe, F.: The effectiveness of adaptive versus non-adaptive learning with digital educational games. *Journal of Computer Assisted Learning* **36**(4), 502–513 (2020)
63. Vandewaetere, M., Desmet, P., Clarebout, G.: The contribution of learner characteristics in the development of computer-based adaptive learning environments. *Computers in Human Behavior* **27**(1), 118–130 (2011)
64. Vaswani, A., Shazeer, N., Parmar, N., Uszkoreit, J., Jones, L., Gomez, A.N., Kaiser, L., Polosukhin, I.: Attention is all you need. In: *Proceedings of the 31st International Conference on Neural Information Processing Systems*. pp. 6000–6010. Curran Associates Inc., NY (2017)
65. Vie, J.J., Kashima, H.: Knowledge tracing machines: Factorization machines for knowledge tracing. In: *Proceedings of the AAAI Conference on Artificial Intelligence*. vol. 33, pp. 750–757 (2019)
66. Wang, C., Ma, W., Zhang, M., Lv, C., Wan, F., Lin, H., Tang, T., Liu, Y., Ma, S.: Temporal cross-effects in knowledge tracing. In: *Proceedings of the 14th ACM International Conference on Web Search and Data Mining*. pp. 517–525 (2021)
67. Wang, Z., Lamb, A., Saveliev, E., Cameron, P., Zaykov, J., Hernandez-Lobato, J.M., Turner, R.E., Baraniuk, R.G., Craig Barton, E., Peyton Jones, S., Woodhead,

- S., Zhang, C.: Results and insights from diagnostic questions: The neurips 2020 education challenge. In: Escalante, H.J., Hofmann, K. (eds.) *Proceedings of the NeurIPS 2020 Competition and Demonstration Track*. pp. 191–205 (2021)
68. Wang, Z., Lamb, A., Saveliev, E., Cameron, P., Zaykov, Y., Hernández-Lobato, J.M., Turner, R.E., Baraniuk, R.G., Barton, C., Jones, S.P., Woodhead, S., Zhang, C.: Diagnostic questions: the neurips 2020 education challenge. *arXiv preprint arXiv:2007.12061* (2020)
69. Wilson, K.H., Karklin, Y., Han, B., Ekanadham, C.: Back to the basics: Bayesian extensions of irt outperform neural networks for proficiency estimation. *arXiv preprint arXiv:1604.02336* (2016)
70. Yang, Y., Shen, J., Qu, Y., Liu, Y., Wang, K., Zhu, Y., Zhang, W., Yu, Y.: Gikt: a graph-based interaction model for knowledge tracing. In: *Machine Learning and Knowledge Discovery in Databases: European Conference*. pp. 299–315. Springer (2021)
71. Yeung, C.K., Yeung, D.Y.: Addressing two problems in deep knowledge tracing via prediction-consistent regularization. In: *Proceedings of the Fifth Annual ACM Conference on Learning at Scale*. pp. 1–10 (2018)
72. Zhang, J., Shi, X., King, I., Yeung, D.Y.: Dynamic key-value memory networks for knowledge tracing. In: *Proceedings of the 26th International Conference on World Wide Web*. pp. 765–774 (2017)
73. Zhang, L., Basham, J.D., Yang, S.: Understanding the implementation of personalized learning: A research synthesis. *Educational Research Review* **31**, 100339 (2020)

A Appendix

A Ethical statement

Our work counters central ethical concerns of using machine learning algorithms in education, most importantly ethical concerns about data security and frugality [4]. It therefore yields important implications for researchers and practitioners in the field.

Data security and data frugality: Knowledge-tracing algorithms rely on a large amount of data. Research on machine learning in education therefore faces a complicated trade-off between data protection and model performance.

As we train our model on non-sensitive and pseudonymized data on learner-platform interactions we achieve a high precision of prediction when evaluating model performance. Our work therefore shows that using learner-specific personalized data is not necessarily needed for achieving high model performances. While using personalized data – if available – as input features might help to better tailor the learning contents to individual needs, the associated costs in terms of data security and benefits in terms of positive impacts on individual learning outcomes need to be considered deliberately.

Careful evaluation of knowledge-tracing algorithm with regard to their effectiveness in real-world applications in an RCT can contribute to avoiding excessive collection of learning data in applications that do not contribute to increased learning outcomes. Practitioners, i.e., providers of digital learning environments, should therefore rely on the insights that are drawn from methodologically sound RCTs when choosing their technologies.

We consider it important to adhere high data-security standards during the entire research process. We therefore coordinated data security with regard to our training/test data, and the data that we collect throughout the RCT period with the legal department of our academic institution. Further, our work is conducted based on the approval of the ethics committee of our academic institution. The approved ethics proposal also includes a paragraph on data security. Thus, our data security strategy has been confirmed by an official authority.

Autonomy: The use of a recommender system that sequences tasks based on past learner interactions with a digital learning environment may limit learners in their autonomy to choose tasks on their own.

We implement our recommender system in subsection of the online self-learning platform that is the multiple choice section that is used by learners to review subject-specific content they have learned before, e.g., by watching a learning video. Tasks are individually assigned within the subject area the learner is choosing, providing important degrees of autonomy.

RCT-generated insights on the effectiveness of machine learning based recommender systems on real-world learning outcomes may support practitioners to justify limitation in learner autonomy for the sake of increased learning outcomes.

B Dataset features & model description

| Parameter | Values difficulty Network | Values effort Network |
|-----------------------------|-----------------------------|-----------------------------|
| convolutional activation | Relu | Relu |
| dense activation | Relu , tanh | Relu , tanh |
| permutation layer | false , true | false , true |
| # convolutional layers | 1..6 | 1..6 |
| # convolutional filters | 16, 32, 64 , 128 | 16, 32, 64 , 128 |
| # kernel | 2, 3 | 2, 3 |
| # dense layers | 1..3 | 1..3 |
| # neurons per dense layer | 25, 50 , 100, 150 | 25, 50 , 100, 150 |
| L_2 weight regularization | 0.0 , 0.0001 | 0.0 , 0.0001 |
| cost function | cross-entropy | mean-squared-error |
| batch size | 50, 100, 200 , 500 | 50, 100, 200 , 500 |
| learning rate | 0.001 | 0.001 |
| learning rate decay rate | 1 | 1 |
| learning rate decay steps | 1000 | 1000 |
| optimizer | Adam , Nadam, SGD | Adam , Nadam, SGD |
| epoch | 10 , 50, 100 | 10 , 50, 100 |
| validation size | 0.0 , 0.1 | 0.0 , 0.1 |
| early stopping look-back | 3, 6, no | 3, 6, no |
| pre-processing | quantile-transformer | quantile-transformer |

Table A.1: Overview of the hyper-parameters used for training the two convolutional networks. The best overall performance is indicated in boldface. The permutation layer represents a fully connected layer with the identical number of neurons as the input size. The task of this layer is to reorder the input features before they are fed into the convolutional layers.

| Input Feature | Description |
|-------------------------|---|
| pseudonym (str) | pseudonym of learner |
| questionid (int) | the id of the question the learner has answered |
| tasksuser (int) | # of questions the learner has answered |
| tasksusercorrect (int) | # of questions the learner has answered correctly |
| lasttimeuser (datetime) | time of the last session of the current learner |
| countermock (int) | # of test exams the learner has taken |
| countervideo (int) | # of explanation videos the learner has watched |
| videoid (int) | the video which is linked to the question id |
| date (datetime) | timestamp when the learner answered the question |
| answer (bool) | outcome of the current question |
| topicid (int) | topic of the question |
| subjectid (int) | subject of the question |
| fieldid (int) | field of the question |
| whiteboard (int) | whiteboard id with special information |

Table A.2: Overview of the features used for training of the networks.

C Benchmark datasets

Eedi: Eedi is a UK-based online education company that provides knowledge assessment and misconception diagnosis services. Unlike other intelligent tutoring systems that teach new skills, Eedi’s system uses diagnostic questions to identify common misconceptions among learners, resulting in a report that helps teachers adapt to learners’ specific needs. In 2020, Eedi released a dataset for the NeurIPS Education Challenge that includes mathematics question logs from 118,971 learners in primary to high school [68,67]. The dataset includes information on learners’ age, gender, and qualification for England’s pupil premium grant, a social support program for disadvantaged learners.

EdNet KT3: EdNet is a benchmarking dataset introduced for learner performance modeling algorithms [19]. The dataset was collected over two years by Riid’s Santa tutoring system in South Korea to prepare learners for the TOEIC[®] Listening & Reading test. The test consists of seven parts, four for listening and three for reading, which Santa used for task categorization. The dataset comes in four versions, with KT3 containing logs of 297,915 learners and providing access to reading and video consumption behavior. We analyze the KT3 dataset, omitting the use of the KT4 dataset, which includes purchasing behavior.

Junyi15 and Junyi20: The Junyi Academy Foundation is a philanthropic organization in Taiwan that operates an online learning platform for K-12 learners, offering various educational resources. The foundation released log data in 2015 [13], capturing the activities of 247,606 learners over two years, with a prerequisite graph that captures semantic dependencies between questions. Each question in the dataset is annotated with an area identifier and a single knowledge component. In 2020, Junyi Academy shared a newer mathematics dataset on Kaggle with timestamps rounded to the closest quarter hour [51]. This makes it difficult to evaluate the performance of learners, and it will be interesting to see how different models perform on this task.

D Robustness checks

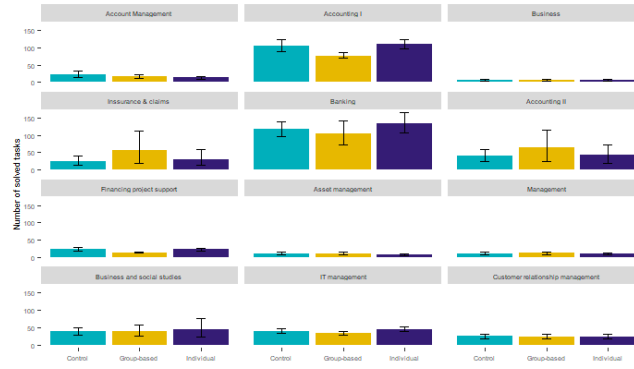


Fig. A.1: The bars correspond to the control group and the two treatment groups. The y-axis depicts number of tasks that learners solved in the RCT period. We report bootstrapped confidence intervals.



Fig. A.2: The bars correspond to the control group and the two treatment groups. The y-axis depicts number of tasks that learners solved correctly in the RCT period. We report bootstrapped confidence intervals.