

Boltzmann Bridges

Jordan Scharnhorst^{ab,*}, David Wolpert^a, and Carlo Rovelli^{acdef}

^a Santa Fe Institute, 1399 Hyde Park Road Santa Fe, NM 87501, USA

^b Department of Physics, University of California, Santa Cruz, CA 95060, USA

^c Department of Philosophy, University of Western Ontario, London, ON N6A 3K7, Canada

^d The Rotman Institute of Philosophy, 1151 Richmond St. N London N6A5B7, Canada

^e Perimeter Institute, 31 Caroline Street N, Waterloo ON, N2L2Y5, Canada and

^f AMU Université, Université de Toulon, CNRS, CPT, F-13288 Marseille, EU

(Dated: July 4, 2024)

It is often stated that the second law of thermodynamics follows from the condition that at some given time in the past the entropy was lower than it is now. Formally, this condition is the statement that $E[S(t)|S(t_0)]$, the expected entropy of the universe at the current time t conditioned on its value $S(t_0)$ at a time t_0 in the past, is an increasing function of t . We point out that in general this is incorrect. The epistemic axioms underlying probability theory say that we should condition expectations on all that we know, and on nothing that we do not know. Arguably, we know the value of the universe's entropy at the present time t at least as well as its value at a time in the past, t_0 . However, as we show here, conditioning expected entropy on its value at two times rather than one radically changes its dynamics, resulting in a unexpected, very rich structure. For example, the expectation value conditioned on two times can have a maximum at an intermediate time between t_0 and t , i.e., in our past. Moreover, it can have a negative rather than positive time derivative at the present. In such “Boltzmann bridge” situations, the second law would not hold at the present time. We illustrate and investigate these phenomena for a random walk model and an idealized gas model, and briefly discuss the role of Boltzmann bridges in our universe.

I. INTRODUCTION

The formal justification of the second law of thermodynamics despite the time-symmetry of the laws of physics has been a major subject of debate for well over a century. A common claim is that the second law can be understood as a simple consequence of the fact that past entropy was lower than it is now, despite the time-symmetry of Boltzmann's H-theorem. Here we point out that this statement can be wrong, and so is misleading without careful qualifications. Sparsely in the literature is the second law or H-theorem properly written down formally in the language of stochastic variables; we do so here. Specifically, consider a statistical system, with an entropy $S(t)$ evolving in time. Boltzmann's H-theorem can be summarized as the statement that the conditional expected value of future entropy given current entropy is an increasing function, i.e., for all $k > 0$,

$$\mathbb{E}[S(t+k)|S(t)] > S(t) \quad (1)$$

for values of $S(t)$ sufficiently smaller than its maximal value. By microscopic time-symmetry and time-translation invariance, this immediately implies that

$$\mathbb{E}[S(t+k)|S(t)] = \mathbb{E}[S(t-k)|S(t)] > 0 \quad (2)$$

for values of $S(t)$ sufficiently smaller than its maximal value, for all t .

Let $S(t_0)$ be the entropy at a time t_0 . Then Eq. (1) means that for values of $S(t_0)$ sufficiently smaller than its maximal value, for all $t > t_0$,

$$\frac{d}{dt}\mathbb{E}[S(t)|S(t_0)] > 0 \quad (3)$$

Importantly, Eq. (3) holds despite the microscopic symmetry of the laws of physics, encapsulated in Eq. (2).

Accordingly, if we are given the fact that in our universe, $S(t_0)$ for a time in our past was sufficiently smaller than its maximal value, then the time-derivative of the expected entropy of the universe for all later times, *conditioned on that previous value of entropy and nothing else*, is non-negative. This is a fully formal statement

* Corresponding author: jscharnh@ucsc.edu

of a common justification that has been offered for the second law, that it follows from a “past hypothesis” that entropy was particularly low some time in our past [1–4].

However, all axiomatic derivations of the use of probability theory to reason about uncertainty [5–7] say that we should condition all distributions on all that we know, and nothing that we don’t know. This is a fundamental feature of all Bayesian statistics and Bayesian decision theory. Furthermore, one might argue that due to the development of modern observational and theoretical cosmology, we know the current value of the universe’s entropy as least as well as its time in some past moment t_0 . Combining implies that when reasoning about the evolution of the entropy of the universe we should not consider the t -dependence of $\mathbb{E}[S(t) | S(t_0)]$ for $t > t_0$, but rather the t -dependence of the “two-time conditioned” expectation value,

$$\mathbb{E}[S(t) | S(t_0), S(t_f)]$$

for $t_0 \leq t \leq t_f$.

In this paper we investigate the t -dependence of the two-time conditioned expected value of the entropy. We begin by showing how to express the two-time conditioned expected entropy in terms of two different one-time conditioned expected entropies. This gives a particularly simple formula for two-time conditioned expected entropy whenever the one-time conditioned expected entropy is time-symmetric — as it is in the time-symmetric version of Boltzmann’s H-theorem in Eq. (2).

We then apply this result to analyze the two-time conditioned expected entropy in toy models of the dynamics of the entropy of the universe. The first of these is a random walk model for the evolution of the state of the universe, and the second is a gas randomly diffusing between two boxes, with both entropies based on Boltzmann’s.

We define “2nd law violating” curves (2LV) as solutions to $S(t)$ which have a maximum before t_f . Intuitively, the 2LV phenomenon can be seen to be true for instance if t is longer than the relaxation time of the system, or if $S_{now} - S_{past}$ is less than the expected value of the entropy increase (given S_{past} alone) in the t interval.

These observations suggest that the interpretation of the second law as a simple consequence of a “past hypothesis” (an assumption about past entropy) requires, at the very minimum, additional careful qualifications. If we use probability theory properly, conditioning on what

we know and nothing else, then the past hypothesis that $S(t_0)$ was low does not establish that the second law holds in the present. Indeed, when probability theory is used correctly, a wealth of rich mathematics is revealed. In particular, we show that both models have the potential to exhibit changes in the concavity and derivative of $\mathbb{E}[S(t) | S(t_0), S(t_f)]$, in stark contrast to the familiar behavior. In the first model, this change in concavity is common among the space of model parameters. However, in the second model, there is a stronger regularity between 2LV and non-2LV curves that might allow for the computation of approximate conditions on the initial and final conditions and $t_f - t_0$ that delineate between 2LV and non-2LV behavior. Both models also exhibit unexpected behavior where the two-time conditioned entropy can cross the relaxation curve.

In Sec. VI, we discuss the relevance of these observations for our understanding of the nature of the second law in our universe. We also outline open questions about the framework and models in addition to raising questions about cosmology.

II. FROM PHYSICS TO DISTRIBUTIONS

We start from a discrete-valued, discrete time Markov process x taking values on a real set I with a time-symmetric and time-translation invariant one-time conditioned distribution:

$$\begin{aligned} \mathbf{P}(x(t+k) = a | x(t) = b) &= \mathbf{P}(x(t-k) = a | x(t) = b) \\ \mathbf{P}(x(t+k) = a | x(t) = b) &= \mathbf{P}(x(t) = a | x(t-k) = b), \end{aligned} \quad (4)$$

where $a, b \in I$ and $k > 0$.

The general set-up consists of computing the conditional probability of the stochastic process x conditioned on 2 times: $\mathbf{P}(x(t) | x(t_0), x(t_f))$, with $t_0 < t < t_f$. It is critical to the problem that we seek time-dependence of expectation values *in between* the initial and final conditions, otherwise one could simply use Markovianity to ignore one of the conditions.

A. Bridge Lemma

To evaluate the conditional distribution for the stochastic variable x under two-time conditions, $\mathbf{P}(x(t) | x(t_0), x(t_f))$, we need to relate it to one-time conditioned distributions like $\mathbf{P}(x(t) | x(t_0))$, which we

assume given. (And which in our case is provided by Boltzmann's H-theorem, and its extensions.) We can do this so long as we restrict ourselves to time-symmetric, time-translation invariant one-time conditioned distributions.

Starting from the two-time conditioned distribution, and using Bayes' theorem, we have:

$$\frac{\mathbf{P}(x(t) = c | x(t_0) = a, x(t_f) = b) = \mathbf{P}(x(t_0) = a | x(t) = c, x(t_f) = b)\mathbf{P}(x(t) = c | x(t_f) = b)}{\mathbf{P}(x(t_0) = a | x(t_f) = b)}, \quad (5)$$

with $t_0 \leq t \leq t_f$. Markovianity allows us to remove the earlier time conditioning in the two-time conditioned distribution on the RHS:

$$\frac{\mathbf{P}(x(t) = c | x(t_0) = a, x(t_f) = b) = \mathbf{P}(x(t_0) = a | x(t) = c)\mathbf{P}(x(t) = c | x(t_f) = b)}{\mathbf{P}(x(t_0) = a | x(t_f) = b)}. \quad (6)$$

To simplify, abbreviate

$$I := (x(t_0) = a), F := (x(t_f) = b), M := (x(t) = c),$$

then use Bayes' theorem on each one-time conditioned distribution to write this purely in terms of predictions as:

$$\mathbf{P}(M | I, F) = \frac{\mathbf{P}(M | I)\mathbf{P}(F | M)}{\mathbf{P}(F | I)}. \quad (7)$$

Note that the denominator is independent of t ; it only depends on the initial and final conditions.

B. Marginal Distribution

Returning to the process $x(t)$ defined in Eq. (4), we can ask: what is the marginal $\mathbf{P}(x(t) = a)$? Using Bayes' theorem and Eq. (4),

$$\frac{\mathbf{P}(x(t+k) = a | x(t) = b)}{\mathbf{P}(x(t+k) = b | x(t) = a)} = \frac{\mathbf{P}(x(t) = a)}{\mathbf{P}(x(t+k) = b)}. \quad (8)$$

The left hand side of Eq. (8) is independent of t (under the simple assumption that the one-time conditioned distribution is aperiodic and irreducible), thus so is the right hand side, which means the marginal $\mathbf{P}(x(t) = a)$ is time-independent, called stationary.

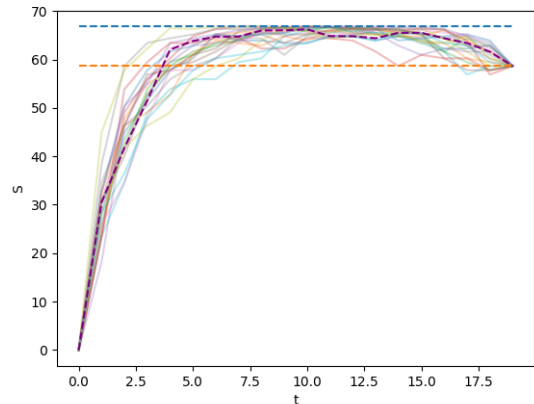


FIG. 1. An example of a 2LV Boltzmann Bridge in model 1. Many trajectories were sampled with the specified initial and final conditions, for which a sample average was taken. Purple dashed: $\mathbf{E}[S(t) | S(t_0), S(t_f)]$. Blue dashed: S_{max} . Orange dashed: $S(t_f)$.

III. MODELING

The symmetries described in Eq. (4) are in exact analogy to time-reversal and time-translation invariant microscopic physics. To connect with macroscopic physics, we consider a coarse-grained, macroscopic variable X defined in terms of x , from which we define the Boltzmann entropy $S := \log(\Omega(X))$, in parallel to statistical mechanics. $\Omega(X)$ counts the number of microstates x that are compatible with X . The corresponding one-time conditioned distributions of $S(t)$ and $X(t)$ will both inherit the same symmetries as Eq. (4).

For the rest of the paper, we make our distributions for entropy conditioned on values of the macroscopic variable instead of values of the entropy for ease of interpretation and computation, e.g. $\mathbf{E}[S(t) | X(t_0), X(t_f)]$. This is allowed since the entropy (with a caveat for model 2) is a monotonic function of the macroscopic variable, which allows a unique identification of $S(t)$ and $X(t)$.

In the following discussion, it will be useful to formally define the *relaxation curve* for the entropy:

$$K(t, X_0) := \mathbf{E}[S(t) | X(t_0) = X_0] \quad (9)$$

and a corresponding relaxation curve for X itself

$$R(t, X_0) := \mathbf{E}[X(t) | X(t_0) = X_0]. \quad (10)$$

A. Model 1

Model 1 concerns a random walker that drifts to larger macrostates, first appearing in [8]. Consider an unbiased, discrete-time random walker on a d -dimensional, uniform, Cartesian lattice with position \vec{x} . Let the lattice have a length $2L$, so that the coordinates x_i take integer values in $[-L, L]$. At each timestep, one coordinate among all x_i is chosen at random, then changed by $1, 0$ or -1 with equal probability. We define a set of coarse-grained macrostates via the ‘radii’ $r := \max_i x_i$, which partition the entirety of the grid. While not a radius in the traditional sense, this quantity labels a set of nested d -cubes centered at the origin. The random walker lives on these surfaces and can transit between them. Such a surface has a number of sites $w(r) = (2r+1)^d - (2r-1)^d$, which is a difference of volumes and plays the role of a surface area. We then define a standard Boltzmann entropy via a logarithm of number of microstates, which are the individual sites: $S(r) = \log w(r)$, where r and thus S are time-dependent.

It is a well-known result that the unbiased random walker is ergodic, so the probability of the walker being on any given site is uniform as $t \rightarrow \infty$. It is also well-known that unbiased walkers drift to higher distances from the origin on average. That is, $\mathbb{E}[\sqrt{\sum x_i^2}]$ is increasing, even though $\mathbb{E}[\vec{x}] = 0$. Similar is true of the quantity r we have defined, in accordance with the second law.

To make analytic computations, we need the transition rates between the surfaces labeled by r , which are computed in the appendix. Note that $r \in [0, L]$. Formally,

$$\begin{aligned} U(r) &:= \mathbf{P}(r(t+1) = r(t) + 1 | r(t)) \\ V(r) &:= \mathbf{P}(r(t+1) = r(t) - 1 | r(t)) \\ W(r) &:= \mathbf{P}(r(t+1) = r(t) | r(t)), \end{aligned} \quad (11)$$

with $U + V + W = 1$.

From the transition rates, Eq. (11), we have the master equation for model 1, in Einstein notation:

$$P_j(t+1) = M_{ij} P_i(t), \quad (12)$$

where $M_{ij} := \mathbf{P}(r(t+1) = i | r(t) = j)$ is the $L \times L$ transition matrix, which is time-independent and vanishes if $|i - j| > 1$. Iterating Eq. (12) allows one to compute the needed one-time conditioned distributions $\mathbf{P}(r(t+k) | r(t))$, as seen in Fig. 2.

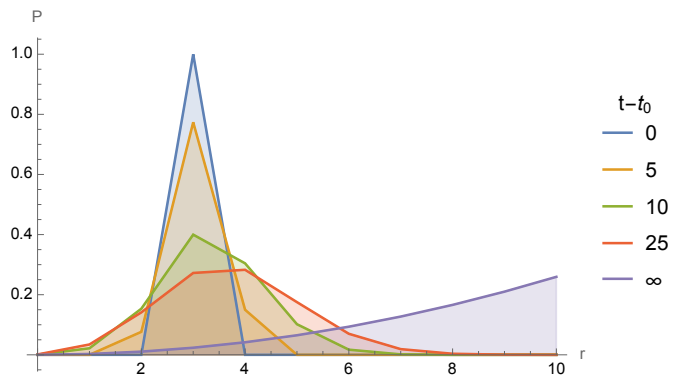


FIG. 2. For model 1, a plot of the generic time evolution of $\mathbf{P}(r(t) | r(0) = 3)$ with $L = 10$, which asymptotes to the stationary distribution Eq. (13).

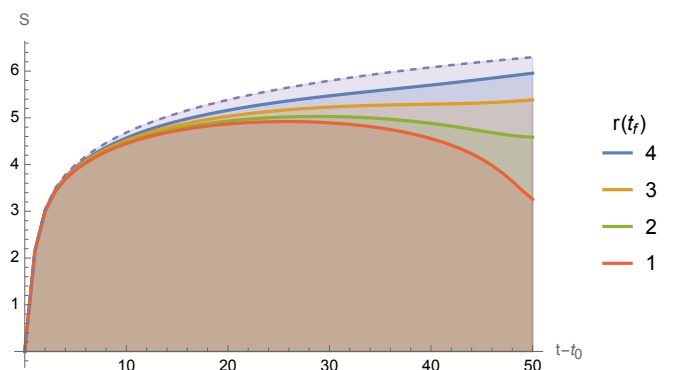


FIG. 3. For model 1, the time evolution of $\mathbf{E}[S(t) | r(t_0) = 0, r(t_f) = b]$ for various b , with $L=10$, $d = 3$, and $t_f - t_0 = 50$. Purple dashed: $K(t, 0)$.

Since probabilities over the sites are uniform as $t \rightarrow \infty$, we can compute the stationary distribution over the coarse-grained cubes as the surface area of the cube divided by the total number of lattice sites:

$$\mathbf{P}(r) = \frac{w(r)}{(2L+1)^d}. \quad (13)$$

This is the same result as one gets from iterating Eq. (12) in the infinite limit. To compute the two-time condition expectation value of the entropy, we take the log moment of Eq. (7):

$$\begin{aligned} \mathbf{E}[S(t) | r(t_0), r(t_f)] &= \\ &= \sum_{c=0}^L \log w(c) \times \mathbf{P}(r(t) = c | r(t_0), r(t_f)). \end{aligned} \quad (14)$$

In most statistical mechanical systems, the equilibrium state is vastly larger than all other macrostates. The

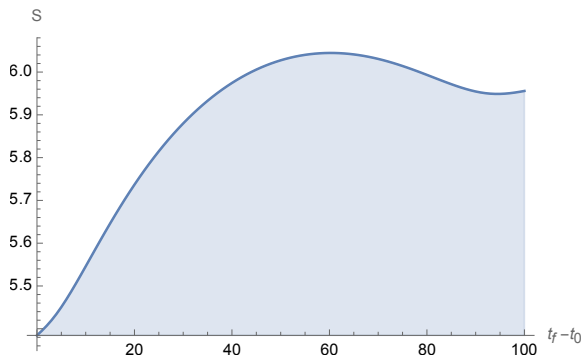


FIG. 4. For model 1, the time evolution of $\mathbf{E}[S(t) | r(0) = 3, r(t_f) = 4]$ with $L=10$, $d = 3$, and $t_f - t_0 = 100$.

second law says that the system's entropy grows to this state's entropy, which is maximum.

In model 1, the largest macrostate is not necessarily exponentially larger than the other large states. Like any other finite system, the expected value of the entropy of the stationary distribution $\mathbf{E}[S(t)]$ (time-independent), which is what the entropy grows to as $t \rightarrow \infty$, isn't the exactly entropy of the largest state $r = L$, S_{max} . The two entropies agree as L goes to infinity, however there are interesting features of both two and one-time conditioned entropies that depend on the existence of this entropy "gap" between $\mathbf{E}[S(t)]$ and S_{max} as seen in Fig. 6. In the case of the one-time conditioned entropy, the relaxation curve $K(t, a)$ is decreasing if $\log w(a)$ is in the entropy gap - except for an intriguing bump near t_0 . Surprisingly, K does not need to be monotonic in general, even though R is.

Fig. 3 show examples of $\mathbf{E}[S(t) | r(0) = 0, r(t_f) = b]$ for various values of b . What is striking is that, upon close inspection, the concavity $\frac{d^2}{dt^2} \mathbf{E}[S(t) | r(0), r(t_f)]$ can change. There are even extreme cases in which the concavity and/or derivative can change sign *twice*, as seen in Fig. 4.

We argued in Sec. I that the 2LV phenomenon can intuitively be seen to be true for systems in which $t_f - t_0$ is much greater than the relaxation time of the system, given that the final condition is below its relaxation value. Two-time conditioned entropies that are conditioned on a final value inside the entropy gap will be concave up near t_f if $t_f - t_0$ is long enough, in complete analogy to how 2LV curves function. Fig. 6 shows the two-time conditioned entropy "tracking" the relaxation curve until near t_f , when it departs to reach the required final con-

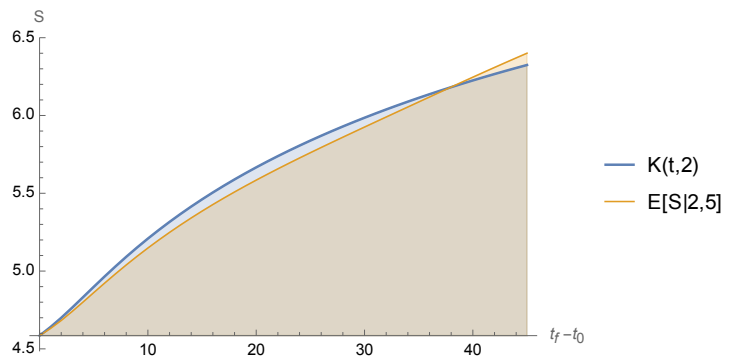


FIG. 5. For model 1, an example of a two-time conditioned entropy crossing the relaxation curve for the initial condition.

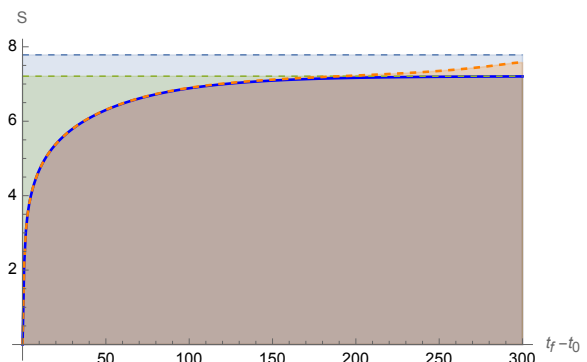


FIG. 6. For model 1, various $S(t)$ and asymptotes for $L = 10$ and $t_f - t_0 = 300$. Light blue dashed, top: S_{max} . Green dashed: $\mathbf{E}[S(t)]$. Orange dashed: $\mathbf{E}[S(t) | r(t_0) = 0, r(t_f) = L - 1]$. Dark blue solid: $K(t, 0)$.

dition (in this scenario and the corresponding 2LV scenario, as $t_f \rightarrow \infty$, the time it takes from the entropy to depart from the relaxation time to achieve the final condition becomes only a function of the final condition.) The concavity changes of the two-time conditioned entropy in Fig. 3 however are for $\log w(r(t_f)) < K(t_f, 0)$, and so cannot be understood in terms of the entropy gap, discussed above, but the concavity change in Fig. 6 is exactly due to the entropy gap. Both of these phenomena will show up in model 2.

Among other strange behaviors that model 1 has, $K(t, a)$ the two-time conditioned entropy can cross the relaxation curve, as seen in Fig. 5. Understanding some of these behaviors is non-obvious, and we will return to them in Section IV.

B. Model 2

Consider a box of N particles partitioned into left and right, with a small opening in between the two sides that allows particles to move. The system evolves in discrete time, and at each timestep, each particle has a probability α_1 of switching sides and probability β_1 of staying on its side. The microstates are each possible configuration (left or right, for each particle) of distinguishable particles, and the macrostates are defined in terms of the macroscopic variable n_L , the number of particles in the left chamber. (We could take n_R ; it is convention.) As a highly simplified model, we don't consider motion or volume and thus do not compute the thermodynamic entropy, which depends on such quantities. As in model 1, the Boltzmann entropy suffices for our study:

$$S(n_L) = \log \frac{N}{n_L!(N - n_L)!}. \quad (15)$$

Here, n_L is a function of time, thus so is the entropy. There is a subtlety with this entropy that is not present in model 1: a macrostate with n_L particles in the left half and one with $N - n_L$ will have an identical entropy. This is one of the motivating factors of conditioning on n_L , otherwise there would be two two-time conditioned entropy curves satisfying given $S(t_0)$ and $S(t_f)$ - one of the curves passes through $n_L = N/2$ and the other doesn't. In contrast to model 1, model 2 has an explicit formula for the one-time conditioned distribution, which is derived in the Appendix:

$$\mathbf{P}(n_L(t+k) = m | n_L(t) = n) = \sum_{i=\max(0, n-m)}^{\min(n, N-m)} \binom{n}{i} \alpha_k^i \beta_k^{n-i} \times \binom{N-n}{i+m-n} \alpha_k^{i+m-n} \beta_k^{N-m-i}, \quad (16)$$

where α_k is the probability that a given particle is on the opposite side it started from after k steps, and $\beta_k = 1 - \alpha_k$ is the probability that a given particle is on the same side as it started after k steps.

The marginal distribution, which is necessarily the stationary distribution, can be computed via $\lim_{k \rightarrow \infty} \alpha_k, \beta_k = 1/2$ to be

$$\mathbf{P}(n_L(t) = n) = \binom{N}{n} \frac{1}{2^N}, \quad (17)$$

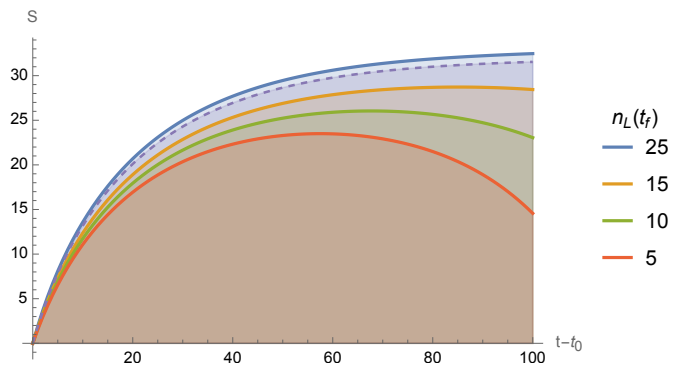


FIG. 7. For model 2, the time evolution of $\mathbf{E}[S(t) | n_L(t_0) = 0, n_L(t_f) = b]$ for various b , with $\alpha_1 = .01$, $N = 50$, and $t_f - t_0 = 100$. Purple dashed: $K(t, 0)$. We note the regularity of the curves and the lack of concavity changes.

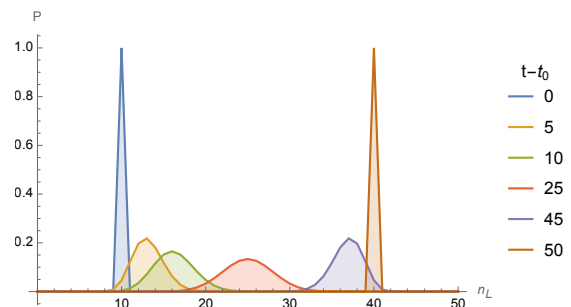


FIG. 8. For model 2, a plot of the two-time conditioned distribution Eq. (7) for $n_L(t_0) = 10, n_L(t_f) = 40$, and $t_f - t_0 = 50$. Note that for long $t_f - t_0$, the two-time conditioned distribution approaches the equilibrium distribution for times in between t_0 and t_f .

which is the binomial distribution with a base probability of $1/2$.

The relaxation curve grows to its expected value under the stationary distribution, Eq. (17), which is the equilibrium entropy Eq. (15) only in the limit $N \rightarrow \infty$. This is the same effect as discussed in Sec. III A. However, the multiplicity $\binom{N}{N/2}$ of microstates for the largest macrostate grows much more quickly as a function of N than the corresponding quantity for model 1, $w(L)$, does, which means that the entropy gap closes more rapidly in model 2 than in model 1 as the systems get larger.

Nonetheless, the concavity $\frac{d^2}{dt^2} \mathbf{E}[S(t) | n_L(0), n_L(t_f)]$ can change due to the entropy gap. We also note, unlike model 1, that the relaxation curve $K(t, a)$ is monotonically decreasing if $n_L(t_f) > \mathbf{E}[n_L(t)]$, where the latter is taken with respect to the stationary distribution.

IV. CONCAVITY CHANGES

In this section, we will prove that given some simple assumptions, the two-time conditioned entropy has a change in concavity. We start with two definitions: define $h := (S(t_f) - S(t_0))/(t_f - t_0)$, with $S(t_f) > S(t_0)$ and define the ‘‘Bias’’ of the process $S(t)$ given an initial and final condition to be

$$B(t) := \frac{d}{dt} \mathbb{E}[S(t) | X(t_0), X(t_f)].$$

Assume $B(t_0) > h$ and $B(t_f) > h$ and let $\{\tau_i\}$ be the set of intersections of $\mathbb{E}[S(t) | X(t_0), X(t_f)]$ with $h(t - t_0) + S(t_0)$. Finally, let $\tau' = \min\{\tau_i\}$ and $\tau'' = \max\{\tau_i\}$. Then, there must be a t_* for $t_0 < t_* < \tau'$ such that $B(t_*) < h$, since $\mathbb{E}[S(t) | X(t_0), X(t_f)]$ must curve down in order to intersect $(t_f, S(t_f))$, and $B(t_0) > h$. Define τ_{**} analogously for τ'' and t_f .

We can then conclude that $B(\tau_*) < B(t_0)$. So, dB/dt is negative for some contiguous region of t between t_0 and τ_* , all assuming $\mathbb{E}[S(t) | X(t_0), X(t_f)]$ is everywhere twice-differentiable. Similarly we can conclude $B(\tau_{**}) < B(t_f)$, and so dB/dt is positive for some contiguous region of t between τ_{**} and t_f .

As shown in Fig. 4, concavity changes can occur without the conditions $B(t_0) > h$ and $B(t_f) > h$ holding, so these conditions should be seen as a sufficient but not necessary condition for the concavity changes.

V. DOES $\delta = 0$ PROVIDE A CORRECTION?

Define δ as the offset of the final condition from the relaxation curve for X : $\delta := X(t_f) - R(t, X(t_0))$. It's then natural to ask if making the final condition live exactly on its relaxation curve affects two time conditional distribution for the entropy:

$$\mathbf{P}(X(t) | X(t_0), X(t_f) = R(t, X(t_0))) = \mathbf{P}(X(t) | X(t_0))?$$

Simply evaluating at t_f , we find

$$\mathbf{P}(X(t_f) | X(t_0), X(t_f) = R(t, X(t_0))) = \begin{cases} 1 & X = R(t, X(t_0)) \\ 0 & \text{otherwise} \end{cases}$$

whereas $\mathbf{P}(X(t_f) = R(t, X(t_0)) | X(t_0)) < 1$, so it cannot be true. For a more illuminating understanding, we apply Eq. (6) to $\mathbf{P}(X(t) | X(t_0), X(t_f) = R(t_f, X(t_0)))$

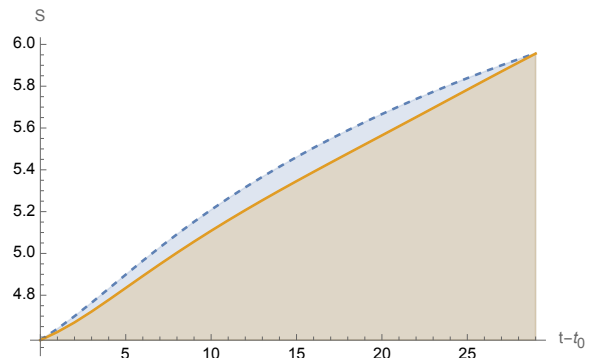


FIG. 9. For model 1, a comparison of the relaxation curve with the two-time conditioned entropy such that the final condition lies (nearly) exactly on the relaxation curve for $L = 10$ and $t_f - t_0 = 29$. Blue dashed: $K(t, 2)$. Orange solid: $\mathbf{E}[S(t) | r(t_0) = 2, r(t_f) = 4]$.

to compute that the two expressions are related to a time-dependent factor, and trivially these results apply for the distribution for the entropy $\mathbf{P}(S(t) | X(t_0), X(t_f))$. Though, there is a weaker hypothesis concerning the expectation value: is it true that

$$\mathbb{E}[S(t) | X(t_0), X(t_f) = R(t_f, X(t_0))] \neq K(t, X(t_0))?$$

While not ruling out an analytic solution, we can answer via numerics that they are not equal, as seen in Fig. 9, but the effect disappears in the limit $t_f \rightarrow \infty$ as the relaxation curve approaches its asymptote.

VI. OPEN QUESTIONS AND FUTURE WORK

We will conclude with a discussion of open questions and future lines of thinking. The open questions probe specific violations and attenuations of expected 2nd law behavior through the geometry of the two-time conditioned entropies and through induced probability distributions on δ .

1. What is the dependence on δ of

$$\max_{t_1 \in [t_0, t_f]} (\mathbb{E}[S(t_1) | X(t_0), X(t_f) = \delta + K(t, X(t_0))] - \mathbb{E}[S(t_1) | X(t_0)])? \quad (18)$$

In other words, how does the maximal ‘‘bump upward’’ due to conditioning on two times rather than one depend on δ ?

2. As a variant of Eq. (18), what is the dependence

on δ of

$$\max_{t_1 \in [t_0, t_f]} \frac{d}{dt_1} (\mathbb{E}[S(t_1) | X(t_0), X(t_f) = \delta + K(t, X(t_0))] - \mathbb{E}[S(t_1) | X(t_0)])? \quad (19)$$

In other words, how does the maximal “weakening of the second law” due to conditioning on two times rather than one depend on δ ?

3. What is the maximal δ such that for some t_1 in the allowed interval,

$$\frac{d}{dt_1} \mathbb{E}[S(t_1) | X(t_0), X(t_f) = \delta + K(t, X(t_0))] < 0 \quad (20)$$

i.e., such that the second law is violated?

4. What is the probability of a δ less than or equal to the maximal one defined in Eq. (19) and / or Eq. (20)?
5. In model 2, we noted the regularity of the Boltzmann Bridges in Fig. 7. Define a critical $\delta_c := X(t_f) - R(t, X(t_0))$ that delineates between 2LV and non-2LV curves. This corresponds to the two-time conditioned entropy being monotonically increasing for $\delta > \delta_c$ and non-monotonic for $\delta < \delta_c$. Then, what is the function $\delta_c(N, \alpha_1, t_f - t_0, n_L(t_0), n_L(t_f))$?
6. What is the dependence of open questions (1-4) on the model parameters like $t_f - t_0$, N , α_0 , and L ?
7. In general the expected value will not be the median one, so how do all of these results change if rather than define δ as an offset from the expected value of r or n_L , we define it in terms of percentiles of the cumulative distribution over their values?
8. How do Boltzmann Bridges extend to quantum systems?

Beyond the open questions, we are interested in studying Boltzmann Bridges in cosmology. In particular, although the thermodynamics of matter is non-equilibrium, the maximum entropy of matter in the universe is increasing [9]. Much more in-depth analysis needs to be done to have more realistic modeling of the universe - see [10] for a study of theoretical predictions of the universe’s entropy over time. Though it might be possible

to do such analysis, almost surely in the limit of a large number of particles and a large number of degrees of freedom, the set of values of δ under which the second law holds has probability infinitesimally close to 1. Despite this, we have raised a careful correction to the standard formulations of the 2nd law from using past hypothesis. This correction, though, can be quite large for the smaller systems we study in this paper, which might have relevance to real microscopic and mesoscopic systems.

VII. APPENDIX

A. Model 1 Transition Rates

To compute the probabilities in Eq. (11), we first need to compute the same probabilities conditioned on \vec{x} , the location of the random walker. For $0 < r < L$, define

$$\begin{aligned} u(\vec{x}) &:= \mathbf{P}(r(t+1) = r(t) + 1 | \vec{x}) \\ v(\vec{x}) &:= \mathbf{P}(r(t+1) = r(t) - 1 | \vec{x}) \\ w(\vec{x}) &:= \mathbf{P}(r(t+1) = r(t) | \vec{x}). \end{aligned} \quad (21)$$

Let η denote the number of maximum elements among the x_i . The probability to choose one of the maxima of x_i is η/d , and the probability of that choice increasing is $1/3$, so

$$u(\vec{x}) = \frac{1}{3} \frac{\eta}{d}. \quad (22)$$

Computing v is similar: one of the maxima must be chosen, and that must decrease. However, r only decreases if the maxima among x_i is unique, so:

$$v(\vec{x}) = \begin{cases} \frac{1}{3d} & \text{if } \eta = 1 \\ 0 & \text{otherwise} \end{cases} \quad (23)$$

Thus v is 0 unless there is only one maximum, and it equals u otherwise. Thus, $u \geq v$. Now, we must compute the expectation value of u, v over all sites on a given r , so as to compute $U(r), V(r)$, for $0 < r < L$.

Given r , the probability of any given site is uniform over the surface of the d -cube, which is $\mathbf{P}(\vec{x} | r(\vec{x})) = 1/w(r)$. Now, we compute how many sites on a given r surface have g maxima. This is critical since if a site has more than 1 maximum, it lives on a hyper-edge and the radius cannot decrease.

A d -cube has a multiplicity $E_{g,d}$ of g dimensional faces, where $E_{g,d} = 2^g \binom{d}{g}$. The number of sites living on one of these b -faces comes from the multiplicity times the volume (not overcounting) of that face,

$$w_g(r) = 2^g \binom{d}{g} (2r-1)^{d-g}.$$

We can prove via the binomial theorem that the above geometric structures defined with $w_g(r)$ partition the surface of constant r :

$$\sum_{g=1}^d w_g(r) = w(r).$$

A g -face is $d-g$ dimensional. So $g=0$ corresponds to the entire volume; $g=1$ corresponds to faces (which touch no edge); $g=d-1$ corresponds to 1-dim edges, and $g=d$ corresponds to 0-dim corners. We can compute V with Eq. 23 and replacing (if $\eta=1$) with $\mathbf{P}(\eta=1)$, where the probability is uniform over the lattice among all allowed sites. Then,

$$V(r) = \frac{1}{3d} \frac{w_1(r)}{w(r)}, \quad (24)$$

where $V(r)$ is understood to be the averaged quantity, the probability of the radius decreasing during a timestep. $U(r)$ can be computed similarly: $U(r) = \frac{1}{w(r)} \times \sum_{\vec{x}} u(\vec{x})$. Then,

$$U(r) = \frac{1}{3d} \frac{1}{w(r)} \sum_{g=1}^d w_g(r) \times g. \quad (25)$$

From here, it is simple to show that $U(r) \geq V(r)$. On the boundaries $r=0, r=L$, we have the probabilities

$$U(0) = 2/3, V(0) = 0, U(L) = 0,$$

independent of d . We have chosen the boundary condition that there is a maximum L . We make the simple choice that if a random walker were to increase in radius from L , it doesn't move instead. Then, $V(L)$ is what is expected from Eq. (24), and $W(L)$ is such that $V(L) + W(L) = 1$. This is in contrast to reweighting $v(L), w(L)$ based upon the convention that the random walker randomly selects uniformly over adjacent sites, which would result in $V(L)$ being greater than it is for the boundary conditions we have chosen. An example of

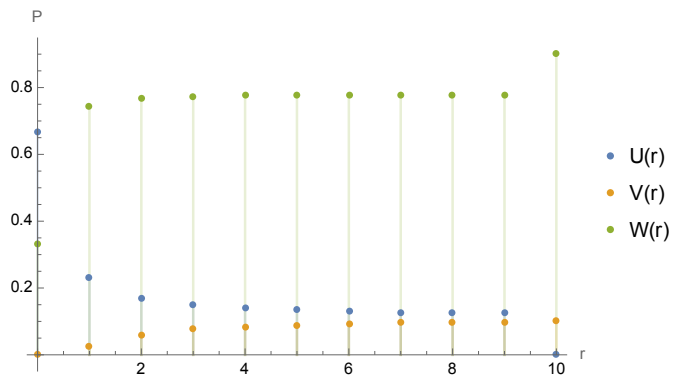


FIG. 10. For model 1, plot of the r dependence of $U(r)$, $V(r)$, $W(r)$ for $L=10$. Boundary conditions ensure that $U(L)=0$. It is easy to compute that $U, V \rightarrow 1/(3d)$ as $L \rightarrow \infty$.

the transition rates can be seen in Fig. VII A.

B. Model 2 Conditional Distributions

We start from the Markov process $s(t)$, taking values L or R , which denotes the position of a single particle within the partitioned box. The process $s(t)$ has the symmetries of Eq. (4), and all following equations are symmetric under interchanging $L \leftrightarrow R$.

We start by defining the following one-time conditioned probabilities:

$$\begin{aligned} \mathbf{P}(s(t+1) = L | s(t) = R) &= \alpha_1 \\ \mathbf{P}(s(t+1) = L | s(t) = L) &= \beta_1. \end{aligned} \quad (26)$$

We want to compute arbitrary one-time conditioned probabilities of the form $\mathbf{P}(s(t+k) = L | s(t) = R)$, where $k > 0$. As shorthand we define

$$\begin{aligned} \mathbf{P}(s(t+k) = L | s(t) = R) &= \alpha_k \\ \mathbf{P}(s(t+k) = L | s(t) = L) &= \beta_k. \end{aligned} \quad (27)$$

The fact that our dynamics is Markovian gives the following recursion relations among these quantities:

$$\begin{aligned} \alpha_{k+1} &= \beta_1 \alpha_k + \alpha_1 \beta_k \\ \beta_{k+1} &= \alpha_1 \alpha_k + \beta_1 \beta_k. \end{aligned} \quad (28)$$

The first follows from expanding the probability that a particle is on the left at timestep $t+k+1$ in terms of the probabilities that in that timestep it didn't switch sides but was also on the left at the end of the preceding timestep, plus the probability that it did switch but was

on the right side at the preceding timestep. The second equation follows by using analogous reasoning. Eq. (28) has solutions

$$\begin{aligned}\alpha_k &= \frac{1}{2}(1 - (\beta_1 - \alpha_1)^k) \\ \beta_k &= \frac{1}{2}(1 + (\beta_1 - \alpha_1)^k).\end{aligned}\quad (29)$$

We next use Bayes' theorem to compute retrodictive one-time conditioned distributions of the form $\mathbf{P}(s(t-k) = L | s(t) = R)$, where $k > 0$ again. Via time-translation symmetry, this is $\mathbf{P}(s(t-k) = L | s(t) = R) = \mathbf{P}(s(t) = L | s(t+k) = R)$. Via Bayes' theorem on the right hand side, we have

$$\begin{aligned}\mathbf{P}(s(t) = L | s(t+k) = R) &= \\ \frac{\mathbf{P}(s(t+k) = R | s(t) = L)\mathbf{P}(s(t) = L)}{\mathbf{P}(s(t+k) = R)}.\end{aligned}\quad (30)$$

Due only to Eq. (4), which are the symmetries of Eq. (26), the marginals $\mathbf{P}(s(t) = L)$ and $\mathbf{P}(s(t+k) = R)$ have to be time-independent, proven in section II B. The only way for this to be possible while conserving probability is $\mathbf{P}(s(t) = L) = \mathbf{P}(s(t) = R) = 1/2$, as expected.

We now seek to compute the general one-time conditioned distribution, Eq. (16). Denote the number of left to right transitions over k timesteps to be T_k^{LR} . First, we compute the probability that $T_k^{LR} = p$, given that $n_L(t) = n$. Among the n particles, choosing p to switch gives a factor of $\binom{n}{p}$. The probability that any given of

those particles is on the other side after the k steps is α_k . The probability that any of the rest of the $n-p$ particles are on their starting side is β_k . Multiplying the constituent probabilities and exponentiating to account for each particle, we have

$$\mathbf{P}(T_k^{LR} = p | n_L(t) = n) = \binom{n}{p} \alpha_k^p \beta_k^{n-p}. \quad (31)$$

Now, if we compute the probability that there are p left to right and q right to left transitions over k steps, we can simply sum over that probability to compute Eq. (16). The probability is a product of two applications of Eq. (31):

$$\begin{aligned}\mathbf{P}(T_k^{LR} = p, T_k^{RL} = q) &= \\ \binom{n}{p} \alpha_k^p \beta_k^{n-p} \times \binom{N-n}{q} \alpha_k^q \beta_k^{N-n-q}.\end{aligned}$$

Enforcing conservation of particle number $m - n = q - p$ and the inequalities $0 \leq q \leq N - n$ and $0 \leq p \leq n$ gets us the desired conditional distribution Eq. (16).

ACKNOWLEDGMENTS

The authors would like to express thanks to Wayne Myrvold for guidance on analytical computations for model 2. The authors would also like to thank Anthony Aguirre for helpful discussions. This work was supported by funding from the Santa Fe Institute.

-
- [1] D. Z. Albert, Time and Chance (Harvard University Press, Cambridge, Mass., 2000).
- [2] S. M. Carroll and J. Chen, Spontaneous inflation and the origin of the arrow of time (2004), arXiv:hep-th/0410270 [hep-th].
- [3] D. Wallace, The logic of the past hypothesis (2011).
- [4] E. K. Chen, The past hypothesis and the nature of physical laws (2020), arXiv:2008.00611 [physics.hist-ph].
- [5] B. de Finetti, Foresight: Its logical laws, its subjective sources, in Breakthroughs in Statistics: Foundations and Basic Theory (Springer New York, 1992) pp. 134–174.
- [6] L. J. Savage, The Foundations of Statistics (Wiley Publications in Statistics, 1954).
- [7] R. T. Cox, Probability, frequency, and reasonable expectation, *American Journal of Physics* **14**, 1 (1946).
- [8] D. H. Wolpert and J. Kipper, Memory systems, the epistemic arrow of time, and the second law, *Entropy* **26** (2024).
- [9] D. Wallace, Gravity, entropy, and cosmology: In search of clarity, *British Journal for the Philosophy of Science* **61**, 513 (2010).
- [10] C. A. Egan and C. H. Lineweaver, A larger estimate of the entropy of the universe, *The Astrophysical Journal* **710**, 1825 (2010).