

Quantum Curriculum Learning

Quoc Hoan Tran,^{*} Yasuhiro Endo, and Hirotaka Oshima

Quantum Laboratory, Fujitsu Research, Fujitsu Limited, Kawasaki, Kanagawa 211-8588, Japan

(Dated: December 20, 2024)

Quantum machine learning (QML) requires significant quantum resources to address practical real-world problems. When the underlying quantum information exhibits hierarchical structures in the data, limitations persist in training complexity and generalization. Research should prioritize both the efficient design of quantum architectures and the development of learning strategies to optimize resource usage. We propose a framework called quantum curriculum learning (Q-CurL) for quantum data, where the curriculum introduces simpler tasks or data to the learning model before progressing to more challenging ones. Q-CurL exhibits robustness to noise and data limitations, which is particularly relevant for current and near-term noisy intermediate-scale quantum devices. We achieve this through a curriculum design based on quantum data density ratios and a dynamic learning schedule that prioritizes the most informative quantum data. Empirical evidence shows that Q-CurL significantly enhances training convergence and generalization for unitary learning and improves the robustness of quantum phase recognition tasks. Q-CurL is effective with broad physical learning applications in condensed matter physics and quantum chemistry.

Introduction.— In the emerging field of quantum computing (QC), there is potential to use large-scale quantum computers to solve certain machine learning (ML) problems far more efficiently than classical methods. This synergy between ML and QC has given rise to quantum machine learning (QML) [1, 2], although its practical applications remain uncertain. Classical ML traditionally focuses on extracting and replicating features based on data statistics, while QML is hoped to detect correlations in classical data or generate patterns that are challenging for classical algorithms to achieve [3–7]. However, it remains unclear whether analyzing classical data fundamentally requires quantum effects. Furthermore, there is a question as to whether speed is the only metric by which QML algorithms should be judged [8]. This suggests a fundamental shift: it is preferable to use QML on data that is already quantum in nature [9–14].

The learning process in QML involves extensive exploration within the domain landscape of a loss function. This function measures the discrepancy between the quantum model’s predictions and the actual values, aiming to locate its minimum. However, the optimization often encounters pitfalls such as getting trapped in local minima [15, 16] or barren plateau regions [17]. These scenarios require substantial quantum resources to navigate the loss landscape successfully. Additionally, improving accuracies necessitates evaluating numerous model configurations, especially against extensive datasets. Given the limitation of quantum resources in designing QML models, we must focus not only on their architectural aspects but also on efficient learning strategies.

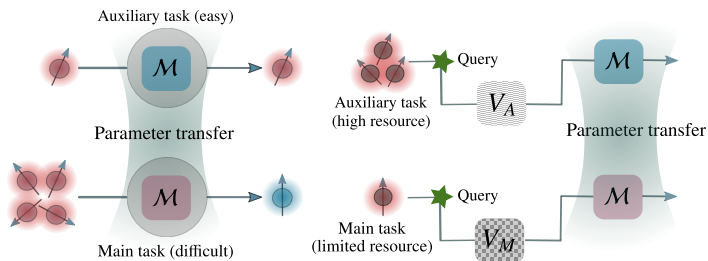
The perspective of quantum resources refocuses our attention on the concept of learning. In ML, learning refers to the process through which a computer system enhances its performance on a specific task over time by acquiring and integrating knowledge or patterns from data. We can improve current QML algorithms by mak-

ing this process more efficient. For example, curriculum learning [18], inspired by human learning, builds on the idea of introducing simpler concepts before progressing to complex ones, forming a strategy—a curriculum—that presents easier samples or tasks first. Although curriculum learning has been extensively applied in classical ML [19–21], its exploration in the QML field, especially regarding quantum data, is still in the early stages. Existing research has primarily examined model transfer learning in hybrid classical-quantum networks [22], where a pre-trained classical model is enhanced by adding a variational quantum circuit. However, there is still limited evidence showing that curriculum learning can effectively improve QML by scheduling tasks and samples.

We explore the potential of curriculum learning using quantum data. We implement a quantum curriculum learning (Q-CurL) framework in two common scenarios. First, a main quantum task, which may be challenging due to the high-dimensional nature of the parameter space or the limitation of data availability, can be facilitated through the hierarchical parameter adjustment of auxiliary tasks. These auxiliary tasks are comparatively easier or more data-rich. However, it is necessary to establish the criteria that make an auxiliary task beneficial for a main task. Second, QML often involves noisy inputs that exhibit a hierarchical arrangement of entanglement or noisy labels, reflecting levels of importance during the optimization process. Recognizing these levels is essential for ensuring the robustness and reliability of QML methods in practical scenarios.

We propose two principal approaches to address the outlined scenarios: task-based Q-CurL [Fig. 1(a)] for the first and data-based Q-CurL [Fig. 1(b)] for the second scenario. In task-based Q-CurL, the curriculum order is defined by the fidelity-based kernel density ratio between quantum datasets. This enables efficient auxiliary task selection without solving each one, reducing data de-

(a) Task-based Quantum Curriculum Learning



(b) Data-based Quantum Curriculum Learning

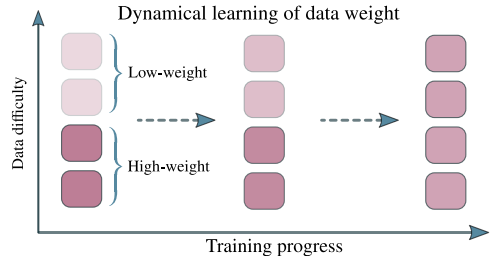


FIG. 1. Overview of two principal methodologies in quantum curriculum learning: (a) task-based and (b) data-based approaches. In the task-based approach, a model \mathcal{M} , designated for a main task that may be challenging or constrained by data accessibility, benefits from pre-training on an auxiliary task. This auxiliary task is either relatively simpler (left panel of (a)) or has a richer dataset (right panel of (a)). In the data-based approach, we implement a dynamic learning schedule to modulate data weights, thereby emphasizing the significance of quantum data in optimizing the loss function to reduce the generalization error.

mands for the main task and decreasing training epochs, even if total data requirements stay constant. In data-based Q-CurL, we employ a dynamic learning schedule that adjusts data weights to prioritize quantum data in optimization. This adaptive cost function is broadly applicable to any cost function without requiring additional quantum resources. Empirical evidence shows that task-based Q-CurL enhances training convergence and generalization when learning complex unitary dynamics. Additionally, data-based Q-CurL increases robustness, particularly in noisy-label scenarios, by preventing complete memorization of the training data. This avoids overfitting and improves generalization in the quantum phase detection task. These results suggest that Q-CurL could be broadly effective for physical learning applications.

Task-based Q-CurL. — We formulate a framework for task-based Q-CurL. The target of learning is to find a function (or hypothesis) $h : \mathcal{X} \rightarrow \mathcal{Y}$ within a hypothesis set \mathcal{H} that approximates the true function f mapping $\mathbf{x} \in \mathcal{X}$ to $\mathbf{y} = f(\mathbf{x}) \in \mathcal{Y}$. To evaluate the correctness of h given the data (\mathbf{x}, \mathbf{y}) , the loss function $\ell : \mathcal{Y} \times \mathcal{Y} \rightarrow \mathbb{R}$ is used to measure the approximation error $\ell(h(\mathbf{x}), \mathbf{y})$ between the prediction $h(\mathbf{x})$ and the target \mathbf{y} . We aim to find $h \in \mathcal{H}$ that minimizes the expected risk over the distribution $P(\mathcal{X}, \mathcal{Y})$:

$$R(h) := \mathbb{E}_{(\mathbf{x}, \mathbf{y}) \sim P(\mathcal{X}, \mathcal{Y})} [\ell(h(\mathbf{x}), \mathbf{y})]. \quad (1)$$

In practice, since the data generation distribution $P(\mathcal{X}, \mathcal{Y})$ is unknown, we use the observed dataset $\mathcal{D} = (\mathbf{x}_i, \mathbf{y}_i)_{i=1}^N \subset \mathcal{X} \times \mathcal{Y}$ to minimize the empirical risk, defined as the average loss over the training data:

$$\hat{R}(h) = \frac{1}{N} \sum_{i=1}^N \ell(h(\mathbf{x}_i), \mathbf{y}_i). \quad (2)$$

Given a main task \mathcal{T}_M , the goal of task-based Q-CurL is to design a curriculum for solving auxiliary tasks to enhance performance compared to solving the main task alone. We consider $\mathcal{T}_1, \dots, \mathcal{T}_{M-1}$ as the set

of auxiliary tasks. The training dataset for task \mathcal{T}_m is $\mathcal{D}_m \subset \mathcal{X}^{(m)} \times \mathcal{Y}^{(m)}$ ($m = 1, \dots, M$), containing N_m data pairs. We focus on supervised learning tasks with input quantum data $\mathbf{x}_i^{(m)}$ in the input space $\mathcal{X}^{(m)}$ and corresponding target quantum data $\mathbf{y}_i^{(m)}$ in the output space $\mathcal{Y}^{(m)}$ for $i = 1, \dots, N_m$. The training data $(\mathbf{x}_i^{(m)}, \mathbf{y}_i^{(m)})$ for task \mathcal{T}_m are drawn from the probability distribution $P^{(m)}(\mathcal{X}^{(m)}, \mathcal{Y}^{(m)})$ with the density $p^{(m)}(\mathcal{X}^{(m)}, \mathcal{Y}^{(m)})$. We assume that all tasks share the same data spaces $\mathcal{X}^{(m)} \equiv \mathcal{X}$ and $\mathcal{Y}^{(m)} \equiv \mathcal{Y}$, as well as the same hypothesis h and loss function ℓ for all m .

Depending on the problem, we can decide the curriculum weight $c_{M,m}$, where a larger $c_{M,m}$ indicates a greater benefit of solving \mathcal{T}_m for improving the performance on \mathcal{T}_M . We evaluate the contribution of solving task \mathcal{T}_i to the main task \mathcal{T}_M by transforming the expected risk of training \mathcal{T}_M as follows:

$$\begin{aligned} R_{\mathcal{T}_M}(h) &= \mathbb{E}_{(\mathbf{x}, \mathbf{y}) \sim P^{(M)}} [\ell(h(\mathbf{x}), \mathbf{y})] \\ &= \mathbb{E}_{(\mathbf{x}, \mathbf{y}) \sim P^{(m)}} \left[\frac{p^{(M)}(\mathbf{x}, \mathbf{y})}{p^{(m)}(\mathbf{x}, \mathbf{y})} \ell(h(\mathbf{x}), \mathbf{y}) \right]. \end{aligned} \quad (3)$$

The curriculum weight $c_{M,m}$ can be determined using the density ratio $r(\mathbf{x}, \mathbf{y}) = \frac{p^{(M)}(\mathbf{x}, \mathbf{y})}{p^{(m)}(\mathbf{x}, \mathbf{y})}$ without requiring the density estimation of $p^{(M)}(\mathbf{x}, \mathbf{y})$ and $p^{(m)}(\mathbf{x}, \mathbf{y})$. The key idea is to estimate $r(\mathbf{x}, \mathbf{y})$ using a linear model $\hat{r}(\mathbf{x}, \mathbf{y}) := \boldsymbol{\alpha}^\top \boldsymbol{\phi}(\mathbf{x}, \mathbf{y}) = \sum_{i=1}^{N_M} \alpha_i \phi_i(\mathbf{x}, \mathbf{y})$, where the vector of basis functions is $\boldsymbol{\phi}(\mathbf{x}, \mathbf{y}) = (\phi_1(\mathbf{x}, \mathbf{y}), \dots, \phi_{N_M}(\mathbf{x}, \mathbf{y}))$, and the parameter vector $\boldsymbol{\alpha} = (\alpha_1, \dots, \alpha_{N_M})^\top$ is learned from data [23].

The key factor that differentiates this framework from classical curriculum learning is the consideration of quantum data for \mathbf{x} and \mathbf{y} , which are assumed to be in the form of density matrices representing quantum states. Therefore, the basis function $\phi_i(\mathbf{x}, \mathbf{y})$ is naturally defined as the product of global fidelity quantum kernels used to compare two pairs of input and output quantum states

as $\phi_l(\mathbf{x}, \mathbf{y}) = \text{Tr}[\mathbf{x}\mathbf{x}_l^{(M)}] \text{Tr}[\mathbf{y}\mathbf{y}_l^{(M)}]$. In this way, $R_{T_M}(h)$ can be approximated as:

$$R_{T_M}(h) \approx \frac{1}{N_m} \sum_{i=1}^{N_m} \hat{r}_\alpha(\mathbf{x}_i^{(m)}, \mathbf{y}_i^{(m)}) \ell(h(\mathbf{x}_i^{(m)}), \mathbf{y}_i^{(m)}). \quad (4)$$

The parameter vector α is estimated via the problem of minimizing $\frac{1}{2} \alpha^\top \mathbf{H} \alpha - \mathbf{h}^\top \alpha + \frac{\lambda}{2} \alpha^\top \alpha$, where we consider the regularization coefficient λ for L_2 -norm of α . Here, \mathbf{H} is the $N_M \times N_M$ matrix with elements $H_{l'l''} = \frac{1}{N_m} \sum_{i=1}^{N_m} \phi_l(\mathbf{x}_i^{(m)}, \mathbf{y}_i^{(m)}) \phi_{l''}(\mathbf{x}_i^{(m)}, \mathbf{y}_i^{(m)})$, and \mathbf{h} is the N_M -dimensional vector with elements $h_l = \frac{1}{N_m} \sum_{i=1}^{N_m} \phi_l(\mathbf{x}_i^{(m)}, \mathbf{y}_i^{(m)})$.

We consider each $\hat{r}_\alpha(\mathbf{x}_i^{(m)}, \mathbf{y}_i^{(m)})$ as the contribution of the data $(\mathbf{x}_i^{(m)}, \mathbf{y}_i^{(m)})$ from the auxiliary task \mathcal{T}_m to the main task \mathcal{T}_M . We define the curriculum weight $c_{M,m}$ as (see [23] for more details):

$$c_{M,m} = \frac{1}{N_m} \sum_{i=1}^{N_m} \hat{r}_\alpha(\mathbf{x}_i^{(m)}, \mathbf{y}_i^{(m)}). \quad (5)$$

We consider the unitary learning task to verify the curriculum criteria based on $c_{M,m}$. We aim to optimize the parameters θ of a Q -qubit circuit $U(\theta)$, such that, for the optimized parameters θ_{opt} , $U(\theta_{\text{opt}})$ can approximate an unknown Q -qubit unitary V ($U, V \in \mathcal{U}(\mathbb{C}^{2^Q})$).

Our goal is to minimize the Hilbert-Schmidt (HS) distance between $U(\theta)$ and V , defined as $C_{\text{HST}}(\theta) := 1 - \frac{1}{d^2} |\text{Tr}[V^\dagger U(\theta)]|^2$, where $d = 2^Q$ is the dimension of the Hilbert space. In the QML-based approach, we can access a training data set consisting of input-output pairs of pure Q -qubit states $\mathcal{D}_{\mathcal{Q}}(N) = \{(|\psi\rangle_j, V|\psi\rangle_j)\}_{j=1}^N$ drawn from the distribution \mathcal{Q} . If we take \mathcal{Q} as the Haar distribution, we can instead train using the empirical loss:

$$C_{\mathcal{D}_{\mathcal{Q}}(N)}(\theta) := 1 - \frac{1}{N} \sum_{j=1}^N |\langle \psi_j | V^\dagger U(\theta) | \psi_j \rangle|^2. \quad (6)$$

The parameterized ansatz $U(\theta)$ can be modeled as $U(\theta) = \prod_{l=1}^L U^{(l)}(\theta_l)$, consisting of L repeating layers of unitaries. Each layer $U^{(l)}(\theta_l) = \prod_{k=1}^K \exp(-i\theta_{lk} H_k)$ is composed of K unitaries, where H_k are Hermitian operators, θ_l is a K -dimensional vector, and $\theta = \{\theta_1, \dots, \theta_L\}$ is the LK -dimensional parameter vector.

We present a benchmark of Q-CurL for learning the approximation of the unitary dynamics of the spin-1/2 XY model with the Hamiltonian $H_{XY} = \sum_{j=1}^Q (\sigma_j^x \sigma_{j+1}^x + \sigma_j^y \sigma_{j+1}^y + h_j \sigma_j^z)$, where $h_j \in \mathbb{R}$ and $\sigma_j^x, \sigma_j^y, \sigma_j^z$ are the Pauli operators acting on qubit j . This model is important in the study of quantum many-body physics, as it provides insights into quantum phase transitions and the behavior of correlated quantum systems.

To create the main task \mathcal{T}_M and auxiliary tasks, we represent the time evolution of H_{XY} via the ansatz V_{XY} , which is similar to the Trotterized version of $\exp(-i\tau H_{XY})$ [12]. The target unitary for the main task, $V_{XY}^{(M)} = \prod_{l=1}^{L_M} V^{(l)}(\beta_l) \prod_{l=1}^{L_F} V_{\text{fixed}}^{(l)}$, consists of $L_M = 20$ repeating layers, where each layer $V^{(l)}(\beta_l)$ includes parameterized z-rotations RZ (with assigned parameter β_l) and non-parameterized nearest-neighbor \sqrt{i} SWAP = $\exp(\frac{i\pi}{8}(\sigma_j^x \sigma_{j+1}^x + \sigma_j^y \sigma_{j+1}^y))$ gates. Additionally, we include the fixed-depth unitary $\prod_{l=1}^{L_F} V_{\text{fixed}}^{(l)}$ with $L_F = 20$ layers at the end of the circuit $V^{(l)}$ to increase expressivity. Similarity, keeping the same β_l , we create the target unitary for the auxiliary tasks \mathcal{T}_m as $V_{XY}^{(m)} = \prod_{l=1}^{L_m} V^{(l)}(\beta_l) \prod_{l=1}^{L_F} V_{\text{fixed}}^{(l)}$, with $L_m = 1, 2, \dots, 19$.

Figure 2(a) depicts the average HS distance over 100 trials of β_l and $V_{\text{fixed}}^{(l)}$ between the target unitary of each auxiliary task \mathcal{T}_m (with L_m layers) and the main task \mathcal{T}_M . We also plot the curriculum weight $c_{M,m}$ in Fig. 2(a) calculated in Eq. (5). Here, we consider the unitary V_{XY} learning with $Q = 4$ qubits via the hardware efficient ansatz $U_{\text{HEA}}(\theta)$ [23, 24] and use $N = 20$ Haar random states for input data $\mathbf{x}_i^{(m)}$ in each task \mathcal{T}_m . As depicted in Fig. 2(a), $c_{M,m}$ can capture the similarity between two tasks, as higher weights imply smaller HS distances.

Next, we propose a Q-CurL game to further examine the effect of Q-CurL. In this game, Alice has an ML model $\mathcal{M}(\theta)$ to solve the main task \mathcal{T}_M , but she needs to solve all the auxiliary tasks $\mathcal{T}_1, \dots, \mathcal{T}_{M-1}$ first. We assume the data forgetting in task transfer, meaning that after solving task A , only the trained parameters θ_A are transferred as the initial parameters for task B . We propose the following greedy algorithm to decide the curriculum order $\mathcal{T}_{i_1} \rightarrow \mathcal{T}_{i_2} \rightarrow \dots \rightarrow \mathcal{T}_{i_M=M}$ before training. Starting \mathcal{T}_{i_M} , we find the auxiliary task $\mathcal{T}_{i_{M-1}}$ ($i_{M-1} \in \{1, 2, \dots, M-1\}$) with the highest curriculum weights $c_{i_M, i_{M-1}}$. Similarity, to solve $\mathcal{T}_{i_{M-1}}$, we find the corresponding auxiliary task $\mathcal{T}_{i_{M-2}}$ in the remaining tasks with the highest $c_{i_{M-1}, i_{M-2}}$, and so on. Here, curriculum weights $c_{i_k, i_{k-1}}$ are calculated similarly to Eq. (5).

Figure 2(b) depicts the training and test loss of the main task \mathcal{T}_M (see Eq. (6)) for different training epochs and numbers of training data over 100 trials of parameters' initialization. In each trial, N Haar random states are used for training, and 20 Haar random states are used for testing. With a sufficient amount of training data ($N = 20$), introducing Q-CurL can significantly improve the trainability (lower training loss) and generalization (lower test loss) when compared with random order in Q-CurL game. Even with a limited amount of training data ($N = 10$), when overfitting occurs, Q-CurL still performs better than the random order.

Data-based Q-CurL.— We present a form of data-based Q-CurL that dynamically predicts the easiness of each sample at each training epoch, such that easy samples are emphasized with large weights during the early

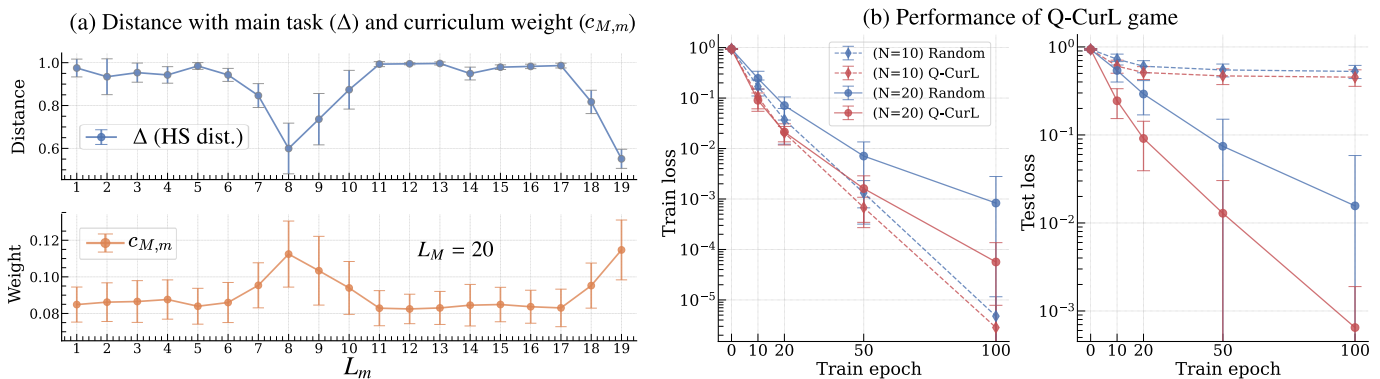


FIG. 2. (a) The curriculum weight (lower panel) and the Hilbert-Schmidt distance (upper panel) between the target unitary of the main task \mathcal{T}_M and the target unitary of the auxiliary task \mathcal{T}_m . (b) The training loss and test loss for different training epochs and different numbers N of training data in the Q-CurL game, considering both random and Q-CurL orders. The average and standard deviations are calculated over 100 trials.

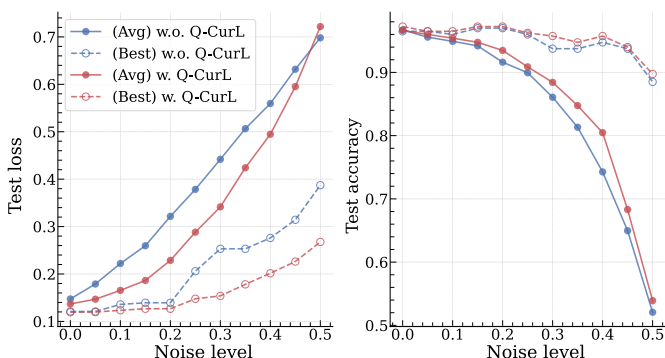


FIG. 3. The test loss and accuracy of the trained QCNN (with and without using the data-based Q-CurL) in the quantum phase recognition task with 8 qubits under varying noise levels in corrupted labels. Here, the average and the best performance over 50 trials are plotted.

stages of training and conversely. Remarkably, it does not involve pre-training or additional training data, thereby avoiding any increase in quantum resource requirements.

Apart from improving generalization, data-based Q-CurL offers resistance to noise. This feature is particularly valuable in QML, where clean annotated data are often costly while noisy data are abundant. Existing QML models can accurately fit corrupted labels in the training data but often fail on test data [25]. We demonstrate that data-based Q-CurL enhances robustness by dynamically weighting the difficulty of fitting corrupted labels.

Inspired by the confidence-aware techniques in classical ML [19–21], the idea is to modify the empirical risk as

$$\hat{R}(h, \mathbf{w}) = \frac{1}{N} \sum_{i=1}^N ((\ell_i - \eta)e^{w_i} + \gamma w_i^2). \quad (7)$$

Here, $\mathbf{w} = (w_1, \dots, w_N)$, $\ell_i = \ell(h(\mathbf{x}_i), \mathbf{y}_i)$, and w_i^2 is the regularization term controlled by the hyper-parameter $\gamma > 0$. The threshold η distinguishes easy and hard sam-

ples with e^{w_i} emphasizing the loss $\ell_i \ll \eta$ (easy sample) and neglecting the loss $\ell_i \gg \eta$ (hard samples, such as data with corrupted labels)¹. The optimization is reduced to $\min_{\theta} \min_{\mathbf{w}} \hat{R}(h, \mathbf{w})$, where θ is the parameter of the hypothesis h . Here, $\min_{\mathbf{w}} \hat{R}(h, \mathbf{w})$ is decomposed at each loss ℓ_i and solved without quantum resources as $w_i = \operatorname{argmin}_w (l_i - \eta)e^w + \gamma w^2$. To control the difficulty of the samples, in each training epoch, we set η as the average value of all ℓ_i obtained from the previous epoch. Therefore, η adjusts dynamically in the early training stages but stabilizes near convergence.

We apply the data-based Q-CurL to the quantum phase recognition task investigated in Ref. [10] to demonstrate that it can improve the generalization of the learning model. Here, we consider a one-dimensional cluster Ising model with open boundary conditions, whose Hamiltonian with Q qubits is given by $H = -\sum_{j=1}^{Q-2} \sigma_j^z \sigma_{j+1}^x \sigma_{j+2}^z - h_1 \sum_{j=1}^Q \sigma_j^x - h_2 \sum_{j=1}^{Q-1} \sigma_j^x \sigma_{j+1}^x$. Depending on the coupling constants (h_1, h_2) , the ground state wave function of this Hamiltonian can exhibit multiple states of matter, such as the symmetry-protected topological phase, the paramagnetic state, and the anti-ferromagnetic state. We employ the quantum convolutional neural network (QCNN) model [10] with binary cross-entropy loss for training. Without Q-CurL, we use the conventional loss $\hat{R}(h) = (1/N) \sum_{i=1}^N \ell_i$ for the training and test phase. In data-based Q-CurL, we train the QCNN with the loss $\hat{R}(h, \mathbf{w})$ while using $\hat{R}(h)$ to evaluate the generalization on the test data set. We use 40 and 400 ground state wave functions for the training and test phases, respectively (see [23] for details).

¹ In Supplementary Material, we have also discussed an interesting scenario where the modified loss in Eq. (7) can be used to emphasize complex quantum data during training, potentially reducing generation errors in quantum phase detection tasks under specific conditions. This aligns with the numerical results reported in Ref. [26], which appeared on arXiv after our paper.

We consider a scenario involving corrupted labels to evaluate the effectiveness of data-based Q-CurL in handling data difficulty during training. With a noise level probability p ($0 \leq p \leq 1$), the true label $y_i \in \{0, 1\}$ of training state $|\psi_i\rangle$ is flipped to the label $1 - y_i$ with probability p , while it remains unchanged with probability $1 - p$. Figure 3 illustrates the performance of a trained QCNN on test data across various noise levels. There is a minimal difference at low noise levels, but as noise increases, conventional training fails to generalize effectively. Introducing data-based Q-CurL in training (red lines) reduces test loss and improves test accuracy compared to the conventional method (blue lines). As further presented in [23], Q-CurL enhances phase separation in the phase diagram, offering more reliable insights into the use of QML for understanding physical systems.

Discussion.— The proposed Q-CurL framework can enhance training convergence and generalization in QML with quantum data. Future research should investigate whether Q-CurL can be designed to improve trainability in QML, particularly by avoiding the barren plateau problem. For instance, curriculum design is not limited to tasks and data but can also involve the progressive design of the loss function. Even when the loss function of the target task, designed for infeasibility in classical simulation to achieve quantum advantage [27, 28], is prone to the barren plateau problem, a well-designed sequence of classically simulable loss functions can be beneficial. Optimizing these functions in a well-structured curriculum before optimizing the main function may significantly improve the trainability and performance of the target task.

The authors acknowledge Koki Chinzei and Yuichi Kamata for their fruitful discussions. Special thanks are extended to Koki Chinzei for his valuable comments on the variations of the Q-CurL game, as detailed in the Supplementary Materials.

* tran.quochoan@fujitsu.com

- [1] J. Biamonte, P. Wittek, N. Pancotti, P. Rebentrost, N. Wiebe, and S. Lloyd, Quantum machine learning, *Nature* **549**, 195 (2017).
- [2] M. Schuld and F. Petruccione, *Machine Learning with Quantum Computers* (Springer International Publishing, 2021).
- [3] V. Havlíček, A. D. Córcoles, K. Temme, A. W. Harrow, A. Kandala, J. M. Chow, and J. M. Gambetta, Supervised learning with quantum-enhanced feature spaces, *Nature* **567**, 209 (2019).
- [4] M. Schuld and N. Killoran, Quantum machine learning in feature Hilbert spaces, *Phys. Rev. Lett.* **122**, 040504 (2019).
- [5] Y. Liu, S. Arunachalam, and K. Temme, A rigorous and robust quantum speed-up in supervised machine learning, *Nat. Phys.* (2021).
- [6] T. Goto, Q. H. Tran, and K. Nakajima, Universal approximation property of quantum machine learning models in quantum-enhanced feature spaces, *Phys. Rev. Lett.* **127**, 090506 (2021).
- [7] X. Gao, E. R. Anschuetz, S.-T. Wang, J. I. Cirac, and M. D. Lukin, Enhancing generative models via quantum correlations, *Phys. Rev. X* **12**, 021037 (2022).
- [8] M. Schuld and N. Killoran, Is quantum advantage the right goal for quantum machine learning?, *PRX Quantum* **3**, 030101 (2022).
- [9] Seeking a quantum advantage for machine learning, *Nat. Mach. Intell.* **5**, 813–813 (2023).
- [10] I. Cong, S. Choi, and M. D. Lukin, Quantum convolutional neural networks, *Nat. Phys.* **15**, 1273 (2019).
- [11] E. Perrier, A. Youssry, and C. Ferrie, Qdataset, quantum datasets for machine learning, *Sci. Data* **9**, 582 (2022).
- [12] T. Haug and M. S. Kim, Generalization with quantum geometry for learning unitaries, arXiv 10.48550/arXiv.2303.13462 (2023).
- [13] K. Chinzei, Q. H. Tran, K. Maruyama, H. Oshima, and S. Sato, Splitting and parallelizing of quantum convolutional neural networks for learning translationally symmetric data, *Phys. Rev. Res.* **6**, 023042 (2024).
- [14] Q. H. Tran, S. Kikuchi, and H. Oshima, Variational denoising for variational quantum eigensolver, *Phys. Rev. Res.* **6**, 023181 (2024).
- [15] L. Bittel and M. Kliesch, Training variational quantum algorithms is NP-hard, *Phys. Rev. Lett.* **127**, 120502 (2021).
- [16] E. R. Anschuetz and B. T. Kiani, Quantum variational algorithms are swamped with traps, *Nat. Commun.* **13**, 7760 (2022).
- [17] J. R. McClean, S. Boixo, V. N. Smelyanskiy, R. Babbush, and H. Neven, Barren plateaus in quantum neural network training landscapes, *Nat. Commun.* **9**, 4812 (2018).
- [18] Y. Bengio, J. Louradour, R. Collobert, and J. Weston, Curriculum learning, *Proceedings of the 26th Annual International Conference on Machine Learning ICML'09*, 41–48 (2009).
- [19] D. Novotny, S. Albanie, D. Larlus, and A. Vedaldi, Self-supervised learning of geometrically stable features through probabilistic introspection, in *2018 IEEE/CVF Conference on Computer Vision and Pattern Recognition* (IEEE, 2018).
- [20] S. Saxena, O. Tuzel, and D. DeCoste, Data parameters: A new family of parameters for learning a differentiable curriculum, in *Advances in Neural Information Processing Systems*, Vol. 32, edited by H. Wallach, H. Larochelle, A. Beygelzimer, F. d'Alché-Buc, E. Fox, and R. Garnett (Curran Associates, Inc., 2019).
- [21] T. Castells, P. Weinzaepfel, and J. Revaud, Super-loss: A generic loss for robust curriculum learning, in *Advances in Neural Information Processing Systems*, Vol. 33, edited by H. Larochelle, M. Ranzato, R. Hadsell, M. Balcan, and H. Lin (Curran Associates, Inc., 2020) pp. 4308–4319.
- [22] A. Mari, T. R. Bromley, J. Izaac, M. Schuld, and N. Killoran, Transfer learning in hybrid classical-quantum neural networks, *Quantum* **4**, 340 (2020).
- [23] See Supplemental Materials for details of the derivation of the curriculum weight in the task-based Q-CurL, the model and data's settings of quantum phase recognition task, the minimax framework in transfer learning, and several additional results, which include Refs. [29–32].
- [24] P. K. Barkoutsos, J. F. Gonthier, I. Sokolov, N. Moll,

- G. Salis, A. Fuhrer, M. Ganzhorn, D. J. Egger, M. Troyer, A. Mezzacapo, S. Filipp, and I. Tavernelli, Quantum algorithms for electronic structure calculations: Particle-hole hamiltonian and optimized wave-function expansions, *Phys. Rev. A* **98**, 022322 (2018).
- [25] E. Gil-Fuster, J. Eisert, and C. Bravo-Prieto, Understanding quantum machine learning also requires rethinking generalization, *Nat. Comm.* **15**, 2277 (2024).
- [26] E. Recio-Armengol, F. J. Schreiber, J. Eisert, and C. Bravo-Prieto, Learning complexity gradually in quantum machine learning models, arXiv [10.48550/arXiv.2411.11954](https://arxiv.org/abs/10.48550/arXiv.2411.11954) (2024).
- [27] M. Cerezo, M. Larocca, D. García-Martín, N. L. Diaz, P. Braccia, E. Fontana, M. S. Rudolph, P. Bermejo, A. Ijaz, S. Thanasilp, E. R. Anschuetz, and Z. Holmes, Does provable absence of barren plateaus imply classical simulability? Or, why we need to rethink variational quantum computing, arXiv [10.48550/arxiv.2312.09121](https://arxiv.org/abs/10.48550/arxiv.2312.09121) (2023).
- [28] E. Gil-Fuster, C. Gyurik, A. Pérez-Salinas, and V. Dunjko, On the relation between trainability and dequantization of variational quantum learning models, arXiv [10.48550/arXiv.2406.07072](https://arxiv.org/abs/10.48550/arXiv.2406.07072) (2024).
- [29] T. Kanamori, S. Hido, and M. Sugiyama, A least-squares approach to direct importance estimation, *J. Mach. Learn. Res.* **10**, 1391 (2009).
- [30] M. Sugiyama, T. Suzuki, and T. Kanamori, *Density Ratio Estimation in Machine Learning* (Cambridge University Press, 2012).
- [31] M. Mousavi Kalan, Z. Fabian, S. Avestimehr, and M. Soltanolkotabi, Minimax lower bounds for transfer learning with linear and one-hidden layer neural networks, in *Advances in Neural Information Processing Systems*, Vol. 33, edited by H. Larochelle, M. Ranzato, R. Hadsell, M. Balcan, and H. Lin (Curran Associates, Inc., 2020) pp. 1959–1969.
- [32] Z. Xu and A. Tewari, On the statistical benefits of curriculum learning, in *Proceedings of the 39th International Conference on Machine Learning*, Proceedings of Machine Learning Research, Vol. 162, edited by K. Chaudhuri, S. Jegelka, L. Song, C. Szepesvari, G. Niu, and S. Sabato (PMLR, 2022) pp. 24663–24682.

Supplementary Material for “Quantum Curriculum Learning”

Quoc Hoan Tran,* Yasuhiro Endo, and Hirotaka Oshima

Quantum Laboratory, Fujitsu Research, Fujitsu Limited, Kawasaki, Kanagawa 211-8588, Japan

(Dated: December 20, 2024)

This supplementary material describes in detail the calculations, the experiments presented in the main text, and the additional figures. The equation, figure, and table numbers in this section are prefixed with S (e.g., Eq. (S1) or Fig. S1, Table S1), while numbers without the prefix (e.g., Eq. (1) or Fig. 1, Table 1) refer to items in the main text.

CONTENTS

I. Task-based Q-CurL	1
A. Derive the curriculum weight	1
B. Unitary learning task	3
C. Minimax framework for transfer learning in unitary learning task	4
D. Additional results and other variations of the Q-CurL game	6
II. Data-based Q-CurL	7
A. Formulation of the loss function	7
B. Quantum phase recognition task	7
C. Curriculum learning with easy or hard samples?	10
References	11

I. TASK-BASED Q-CURL

A. Derive the curriculum weight

We formulate a framework for task-based Q-CurL to derive the curriculum weight. In classical ML, it is well-known that learning from multiple tasks can lead to better and more efficient algorithms. This idea encompasses areas such as transfer learning, multitask learning, and meta-learning, all of which have significantly advanced deep learning. Unlike classical ML, which typically assumes a fixed amount of training data for all tasks, in quantum learning, the order of tasks and the allocation of training data to each task are even more critical. Properly scheduling tasks could reduce the resources required for training the main task, bringing QML closer to practical, real-world applications.

The target of learning is to find a function (or hypothesis, prediction model) $h : \mathcal{X} \rightarrow \mathcal{Y}$ within a hypothesis set \mathcal{H} that approximates the true function f mapping $\mathbf{x} \in \mathcal{X}$ to $\mathbf{y} \in \mathcal{Y}$ such that $h(\mathbf{x}) \approx f(\mathbf{x})$. To evaluate the correctness of the hypothesis h given the data (\mathbf{x}, \mathbf{y}) , the loss function $\ell : \mathcal{Y} \times \mathcal{Y} \rightarrow \mathbb{R}$ is used to measure the approximation error $\ell(h(\mathbf{x}), \mathbf{y})$ between the prediction $h(\mathbf{x})$ and the target \mathbf{y} . We aim to find a hypothesis $h \in \mathcal{H}$ that minimizes the expected risk over the distribution $P(\mathcal{X}, \mathcal{Y})$:

$$R(h) := \mathbb{E}_{(\mathbf{x}, \mathbf{y}) \sim P(\mathcal{X}, \mathcal{Y})} [\ell(h(\mathbf{x}), \mathbf{y})]. \quad (\text{S1})$$

In practice, since the data generation distribution $P(\mathcal{X}, \mathcal{Y})$ is unknown, we use the observed dataset $\mathcal{D} = (\mathbf{x}_i, \mathbf{y}_i)_{i=1}^N \subset \mathcal{X} \times \mathcal{Y}$ to minimize the empirical risk (training loss), defined as the average loss over the training data:

$$\hat{R}(h) = \frac{1}{N} \sum_{i=1}^N \ell(h(\mathbf{x}_i), \mathbf{y}_i). \quad (\text{S2})$$

In a similar way, we can use Eq. (S2) to define the test loss as the average loss over the test data.

* tran.quochoan@fujitsu.com

Given a main task \mathcal{T}_M , the goal of task-based Q-CurL is to design a curriculum for solving auxiliary tasks to enhance performance compared to solving the main task alone. We consider $\mathcal{T}_1, \dots, \mathcal{T}_{M-1}$ as the set of auxiliary tasks. The training dataset for task \mathcal{T}_m is $\mathcal{D}_m \subset \mathcal{X}^{(m)} \times \mathcal{Y}^{(m)}$ ($m = 1, \dots, M$), containing N_m data pairs. We focus on supervised learning tasks with input quantum data $\mathbf{x}_i^{(m)}$ in the input space $\mathcal{X}^{(m)}$ and corresponding target quantum data $\mathbf{y}_i^{(m)}$ in the output space $\mathcal{Y}^{(m)}$ for $i = 1, \dots, N_m$. The training data $(\mathbf{x}_i^{(m)}, \mathbf{y}_i^{(m)})$ for task \mathcal{T}_m are drawn from the probability distribution $P^{(m)}(\mathcal{X}^{(m)}, \mathcal{Y}^{(m)})$ with the density $p^{(m)}(\mathcal{X}^{(m)}, \mathcal{Y}^{(m)})$. We assume that all tasks share the same data spaces $\mathcal{X}^{(m)} \equiv \mathcal{X}$ and $\mathcal{Y}^{(m)} \equiv \mathcal{Y}$, as well as the same hypothesis h and loss function ℓ for all m in this framework. Depending on the problem, we can decide the curriculum weight $c_{M,m}$, where a larger $c_{M,m}$ indicates a greater benefit of solving \mathcal{T}_m for improving the performance on \mathcal{T}_M . We evaluate the contribution of solving task \mathcal{T}_i to the main task \mathcal{T}_M by transforming the expected risk of training \mathcal{T}_M as follows:

$$R_{T_M}(h) = \mathbb{E}_{(\mathbf{x}, \mathbf{y}) \sim P^{(M)}} [\ell(h(\mathbf{x}), \mathbf{y})] \quad (\text{S3})$$

$$= \int \int_{(\mathbf{x}, \mathbf{y})} \ell(h(\mathbf{x}), \mathbf{y}) p^{(M)}(\mathbf{x}, \mathbf{y}) d(\mathbf{x}, \mathbf{y}) \quad (\text{S4})$$

$$= \int \int_{(\mathbf{x}, \mathbf{y})} \frac{p^{(M)}(\mathbf{x}, \mathbf{y})}{p^{(m)}(\mathbf{x}, \mathbf{y})} \ell(h(\mathbf{x}), \mathbf{y}) p^{(m)}(\mathbf{x}, \mathbf{y}) d(\mathbf{x}, \mathbf{y}) \quad (\text{S5})$$

$$= \mathbb{E}_{(\mathbf{x}, \mathbf{y}) \sim P^{(m)}} \left[\frac{p^{(M)}(\mathbf{x}, \mathbf{y})}{p^{(m)}(\mathbf{x}, \mathbf{y})} \ell(h(\mathbf{x}), \mathbf{y}) \right]. \quad (\text{S6})$$

The curriculum weight $c_{M,m}$ can be determined using the density ratio $r(\mathbf{x}, \mathbf{y}) = \frac{p^{(M)}(\mathbf{x}, \mathbf{y})}{p^{(m)}(\mathbf{x}, \mathbf{y})}$ without requiring the density estimation of $p^{(M)}(\mathbf{x}, \mathbf{y})$ and $p^{(m)}(\mathbf{x}, \mathbf{y})$. Similar to the unconstrained least-squares importance fitting approach [1] in classical ML, the key idea is to model the density ratio function $r(\mathbf{x}, \mathbf{y})$ using a linear model:

$$\hat{r}(\mathbf{x}, \mathbf{y}) := \boldsymbol{\alpha}^\top \boldsymbol{\phi}(\mathbf{x}, \mathbf{y}) = \sum_{i=1}^{N_M} \alpha_i \phi_i(\mathbf{x}, \mathbf{y}), \quad (\text{S7})$$

where the vector of basis functions is $\boldsymbol{\phi}(\mathbf{x}, \mathbf{y}) = (\phi_1(\mathbf{x}, \mathbf{y}), \dots, \phi_{N_M}(\mathbf{x}, \mathbf{y}))$, and the parameter vector $\boldsymbol{\alpha} = (\alpha_1, \dots, \alpha_{N_M})^\top$ is learned from data.

The key factor that differentiates this framework from classical curriculum learning is the consideration of quantum data for \mathbf{x} and \mathbf{y} , which are assumed to be in the form of density matrices representing quantum states. Therefore, the basis function $\phi_l(\mathbf{x}, \mathbf{y})$ is naturally defined as the product of global fidelity quantum kernels used to compare two pairs of input and output quantum states as:

$$\phi_l(\mathbf{x}, \mathbf{y}) = \text{Tr}[\mathbf{x}\mathbf{x}_l^{(M)}] \text{Tr}[\mathbf{y}\mathbf{y}_l^{(M)}]. \quad (\text{S8})$$

In this way, $R_{T_M}(h)$ can be approximated by

$$R_{T_M}(h) \approx \mathbb{E}_{(\mathbf{x}, \mathbf{y}) \sim P^{(m)}} [\hat{r}_\alpha(\mathbf{x}, \mathbf{y}) \ell(h(\mathbf{x}), \mathbf{y})], \quad (\text{S9})$$

or, as an approximation, using the following sample averages:

$$R_{T_M}(h) \approx \frac{1}{N_m} \sum_{i=1}^{N_m} \hat{r}_\alpha(\mathbf{x}_i^{(m)}, \mathbf{y}_i^{(m)}) \ell(h(\mathbf{x}_i^{(m)}), \mathbf{y}_i^{(m)}). \quad (\text{S10})$$

The parameter vector $\boldsymbol{\alpha}$ is estimated by minimizing the following error:

$$\frac{1}{2} \int \int [\hat{r}_\alpha(\mathbf{x}, \mathbf{y}) - r(\mathbf{x}, \mathbf{y})]^2 p^{(m)}(\mathbf{x}, \mathbf{y}) d\mathbf{x} d\mathbf{y} \quad (\text{S11})$$

$$= \frac{1}{2} \int \int \hat{r}_\alpha(\mathbf{x}, \mathbf{y})^2 p^{(m)}(\mathbf{x}, \mathbf{y}) d\mathbf{x} d\mathbf{y} - \int \hat{r}_\alpha(\mathbf{x}, \mathbf{y}) p^{(M)}(\mathbf{x}, \mathbf{y}) d\mathbf{x} d\mathbf{y} + C. \quad (\text{S12})$$

Given the training data, we can further reduce the minimization of Eq. (S12) to the problem of minimizing

$$\frac{1}{2N_m} \sum_{i=1}^{N_m} \hat{r}_\alpha^2(\mathbf{x}_i^{(m)}, \mathbf{y}_i^{(m)}) - \frac{1}{N_M} \sum_{i=1}^{N_M} \hat{r}_\alpha(\mathbf{x}_i^{(M)}, \mathbf{y}_i^{(M)}) + \frac{\lambda}{2} \|\boldsymbol{\alpha}\|_2^2, \quad (\text{S13})$$

where we consider the regularization coefficient λ for L_2 -norm of $\boldsymbol{\alpha}$. Equation (S13) can be further reduced to the following quadratic form:

$$\min_{\boldsymbol{\alpha}} \frac{1}{2} \boldsymbol{\alpha}^\top \mathbf{H} \boldsymbol{\alpha} - \mathbf{h}^\top \boldsymbol{\alpha} + \frac{\lambda}{2} \boldsymbol{\alpha}^\top \boldsymbol{\alpha}. \quad (\text{S14})$$

Here, \mathbf{H} is the $N_M \times N_M$ matrix with elements $H_{ll'} = \frac{1}{N_m} \sum_{i=1}^{N_m} \phi_l(\mathbf{x}_i^{(m)}, \mathbf{y}_i^{(m)}) \phi_{l'}(\mathbf{x}_i^{(m)}, \mathbf{y}_i^{(m)})$, and \mathbf{h} is the N_M -dimensional vector with elements $h_l = \frac{1}{N_m} \sum_{i=1}^{N_m} \phi_l(\mathbf{x}_i^{(m)}, \mathbf{y}_i^{(m)})$.

In the task-based Q-CurL framework, we can consider each $\hat{r}(\mathbf{x}_i^{(m)}, \mathbf{y}_i^{(m)})$ in Eq. (S10) as the contribution of the data $(\mathbf{x}_i^{(m)}, \mathbf{y}_i^{(m)})$ from the auxiliary task \mathcal{T}_m to the main task \mathcal{T}_M . From Eq. (S10), we note that only the quantity $\ell(h(\mathbf{x}_i^{(m)}), \mathbf{y}_i^{(m)})$ depends on the training performance of the auxiliary task \mathcal{T}_m . We assume that the loss $\ell(h(\mathbf{x}_i^{(m)}), \mathbf{y}_i^{(m)})$ is bounded by a quantity $\ell_{\max}^{(m)}$ for all $i = 1, \dots, N_m$. Then the empirical risk $R_{T_M}(h)$ can be bounded by the following inequality:

$$R_{T_M}(h) \approx \frac{1}{N_m} \sum_{i=1}^{N_m} \hat{r}_{\boldsymbol{\alpha}}(\mathbf{x}_i^{(m)}, \mathbf{y}_i^{(m)}) \ell(h(\mathbf{x}_i^{(m)}), \mathbf{y}_i^{(m)}) \leq \frac{\ell_{\max}^{(m)}}{N_m} \sum_{i=1}^{N_m} \hat{r}_{\boldsymbol{\alpha}}(\mathbf{x}_i^{(m)}, \mathbf{y}_i^{(m)}) = \ell_{\max}^{(m)} c_{M,m}, \quad (\text{S15})$$

where

$$c_{M,m} = \frac{1}{N_m} \sum_{i=1}^{N_m} \hat{r}_{\boldsymbol{\alpha}}(\mathbf{x}_i^{(m)}, \mathbf{y}_i^{(m)}). \quad (\text{S16})$$

Therefore, $c_{M,m}$ evaluates the effect of minimizing $\ell_{\max}^{(m)}$ (of the auxiliary task \mathcal{T}_m) on the empirical risk in training the main task \mathcal{T}_M . A large (small) $c_{M,m}$ means that reducing $\ell_{\max}^{(m)}$ has a greater (less) contribution to minimizing $R_{T_M}(h)$. In our task-based Q-CurL framework, we define $c_{M,m}$ as the curriculum weight.

B. Unitary learning task

As a demonstration of the curriculum criteria based on $c_{M,m}$, we consider the unitary learning task. Here, we aim to optimize the parameters $\boldsymbol{\theta}$ of a Q -qubit parameterized quantum circuit $U(\boldsymbol{\theta})$, such that, for the optimized parameters $\boldsymbol{\theta}_{\text{opt}}$, $U(\boldsymbol{\theta}_{\text{opt}})$ can approximate an unknown Q -qubit unitary V ($U, V \in \mathcal{U}(\mathbb{C}^{2^Q})$). Our goal is to minimize the Hilbert-Schmidt (HS) distance between $U(\boldsymbol{\theta})$ and V , defined as:

$$C_{\text{HST}}(\boldsymbol{\theta}) := 1 - \frac{1}{d^2} |\text{Tr}[V^\dagger U(\boldsymbol{\theta})]|^2, \quad (\text{S17})$$

where $d = 2^Q$ is the dimension of the Hilbert space. This HS distance is equivalent to the average fidelity between two evolved states under $U(\boldsymbol{\theta})$ and V from the same initial state $|\psi\rangle$ drawn from the Haar uniform distribution of states:

$$C_{\text{HST}}(\boldsymbol{\theta}) = \frac{d+1}{d} \mathbb{E}_{|\psi\rangle \sim \text{Haar}_n} [1 - |\langle \psi | V^\dagger U(\boldsymbol{\theta}) | \psi \rangle|^2]. \quad (\text{S18})$$

This suggests a QML-based approach to learn the target unitary V , where we can access a training data set consisting of input-output pairs of pure Q -qubit states $\mathcal{D}_{\mathcal{Q}}(N) = \{(|\psi\rangle_j, V|\psi\rangle_j)\}_{j=1}^N$ drawn from the distribution \mathcal{Q} . If we take \mathcal{Q} as the Haar distribution, we can instead train using the empirical loss

$$C_{\mathcal{D}_{\mathcal{Q}}(N)}(\boldsymbol{\theta}) := 1 - \frac{1}{N} \sum_{j=1}^N |\langle \psi_j | V^\dagger U(\boldsymbol{\theta}) | \psi_j \rangle|^2. \quad (\text{S19})$$

In variational quantum algorithms, the parameterized ansatz unitary $U(\boldsymbol{\theta})$ can be modeled as $U(\boldsymbol{\theta}) = \prod_{l=1}^L U^{(l)}(\boldsymbol{\theta}_l)$, consisting of L repeating layers of unitaries. Each layer $U^{(l)}(\boldsymbol{\theta}_l) = \prod_{k=1}^K \exp(-i\theta_{lk} H_k)$ is composed of K unitaries, where H_k are Hermitian operators, $\boldsymbol{\theta}_l$ is a K -dimensional vector, and $\boldsymbol{\theta} = \{\boldsymbol{\theta}_1, \dots, \boldsymbol{\theta}_L\}$ is the LK -dimensional parameter vector.

We present a benchmark of Q-CurL for learning the approximation of the unitary dynamics for the spin-1/2 XY model with the following Hamiltonian:

$$H_{XY} = \sum_{j=1}^Q (\sigma_j^x \sigma_{j+1}^x + \sigma_j^y \sigma_{j+1}^y + h_j \sigma_j^z), \quad (\text{S20})$$

where $h_j \in \mathbb{R}$ and $\sigma_j^x, \sigma_j^y, \sigma_j^z$ are the Pauli operators acting on qubit j . This model is important in the study of quantum many-body physics, as it provides insights into quantum phase transitions and the behavior of correlated quantum systems.

To create the situation of main task \mathcal{T}_M and auxiliary tasks, we represent the time evolution of H_{XY} via the ansatz V_{XY} , which is similar to the Trotterized version of $\exp(-i\tau H_{XY})$ [2]. The unitary for the main task consisting of $L_M = 20$ repeating layers is defined as follows:

$$V_{XY}^{(M)} = \prod_{l=1}^{L_M} V^{(l)}(\beta_l) \prod_{l=1}^{L_F} V_{\text{fixed}}^{(l)}, \quad (\text{S21})$$

where each layer $V^{(l)}(\beta_l)$ includes parameterized z-rotations RZ (with assigned parameter β_l) and non-parameterized nearest-neighbor $\sqrt{i\text{SWAP}} = \exp(\frac{i\pi}{8}(\sigma_j^x \sigma_{j+1}^x + \sigma_j^y \sigma_{j+1}^y))$ gates. Additionally, we include the fixed-depth unitary $\prod_{l=1}^{L_F} V_{\text{fixed}}^{(l)}$ with $L_F = 20$ layers at the end of the circuit $V^{(l)}$ to increase expressivity. Similarly, keeping the same parameters β_l , we create the target unitary for the auxiliary tasks \mathcal{T}_m as

$$V_{XY}^{(m)} = \prod_{l=1}^{L_m} V^{(l)}(\beta_l) \prod_{l=1}^{L_F} V_{\text{fixed}}^{(l)}, \quad (\text{S22})$$

with $L_m = 1, 2, \dots, 19$.

In our experiments, we consider the unitary $V_{XY}^{(m)}$ learning with $Q = 4$ qubits via the hardware efficient ansatz $U_{\text{HEA}}(\theta)$. This ansatz comprises multiple blocks, where each block consists of single-qubit operations spanned by SU(2) on all qubits and two-qubit controlled-X entangling gates [3] repeated for all pairs of neighbor qubits. Here, we use rotation operators of Pauli Y and Z as single qubit gates. Mathematically, $U_{\text{HEA}}(\theta)$ is defined as follows:

$$U_{\text{HEA}}(\theta) = \prod_{l=1}^{L_E} \left(\prod_{q=1}^Q [U_R^{q,l}(\theta)] \times U_{\text{Ent}} \right) \times \prod_{q=1}^Q [U_R^{q,0}(\theta)],$$

with Q qubits consisting of L_E entangling gates U_{Ent} alternating with $Q(L_E + 1)$ rotation gates on each qubit. Here, we use $U_R(\theta) = R_Y(\theta_1)R_Z(\theta_2)$, and U_{Ent} is composed of CNOT gates placed in linear with indexes $(q, q + 1)$ of qubits. The number of parameters in this circuit is $Q(2L_E + 1)$.

C. Minimax framework for transfer learning in unitary learning task

The task-based Q-CurL framework leaves several fundamental questions regarding the implementation of transfer learning algorithms from an auxiliary task to a main task. For example, what is the best accuracy that can be achieved through any transfer learning algorithm? How does this accuracy depend on the transferability between tasks? How does the accuracy of the main task in transfer learning scale with the amount of data in both the auxiliary and main tasks? In this section, we formulate the general minimax framework for transfer learning within the task-based Q-CurL framework. Specifically, for the unitary learning task, we map the minimax lower bounds for transfer learning with parameterized quantum circuits to the derivation of minimax lower bounds in transfer learning for linear regression problems. However, the detailed form of this bound is left for future research.

Here, we focus on the unitary learning task. We assume the presence of an auxiliary task \mathcal{T}_m and a main task \mathcal{T}_M , with target unitaries V_m and V_M ($V_m, V_M \in \mathcal{U}(\mathbb{C}^{2^Q})$), respectively. In the auxiliary task, we can access a training data set \mathcal{A}_m consisting of N_m input-output pairs of Q -qubits states as $\mathcal{A}_m = \left\{ \left(|\psi_j^{(m)}\rangle, \mathcal{E}(V_m |\psi_j^{(m)}\rangle, \epsilon_j^{(m)}) \right) \right\}_{j=1}^{N_m}$, where \mathcal{E} is a quantum noise channel applied to the pure state $V_m |\psi_j\rangle$ with noise variable $\epsilon_j^{(m)}$. Here, $\epsilon_j^{(m)} = 0$ implies that the identity operator \mathcal{E} is applied to the quantum state. We assume that the output of \mathcal{E} is represented in the form of a density matrix. Similarly, in the main task \mathcal{T}_M , we have access to a training dataset \mathcal{A}_M consisting of

N_M input-output pairs of Q -qubit states, denoted as $\mathcal{A}_M = \left\{ \left(|\psi_j^{(M)}\rangle, \mathcal{E}(V_M |\psi_j^{(M)}\rangle, \epsilon_j^{(M)}) \right) \right\}_{j=1}^{N_M}$. Furthermore, we assume that the input data $|\psi_j^{(m)}\rangle$ and $|\psi_j^{(M)}\rangle$ for both tasks are drawn from the same distribution \mathcal{Q} , and each noise variable ϵ_j is drawn from a normal distribution $\mathcal{N}(0, \sigma^2)$ with mean zero and variance σ^2 .

With the notion of the HS distance between two unitaries as $\text{HS}(U, V) = 1 - \frac{1}{d^2} |\text{Tr}[V^\dagger U(\boldsymbol{\theta})]|^2$ ($d = 2^Q$), we formally define the transfer class of pairs of unitaries as

$$\mathcal{P}_\Delta = \{(U, V) | U, V \in \mathcal{U}(\mathbb{C}^d); \text{HS}(U, V) \leq \Delta\}. \quad (\text{S23})$$

In a transfer learning problem, we are interested in using both auxiliary and main training data to find an estimate of the target unitary V_M for the main task with a small generalization error. In the minimax approach, V_M is chosen in an adversarial way, and the goal is to find and estimate U_M that achieves the smallest worst-case target generalization risk (over the distribution \mathcal{Q}):

$$\sup_{\text{transfer class}} \mathbb{E}_{\text{auxiliary and main samples}} [\mathbb{E}_{\mathcal{Q}} \text{loss}]. \quad (\text{S24})$$

Formally, given an input data $|\psi_j^{(M)}\rangle \sim \mathcal{Q}$, the loss induced by this data and the estimated $U_M(\boldsymbol{\theta}_M)$ is expressed as

$$\ell_j(\boldsymbol{\theta}_M) = 1.0 - \langle \psi_j^{(M)} | U_M^\dagger(\boldsymbol{\theta}_M) \mathcal{E}(V_M |\psi_j^{(M)}\rangle, \epsilon_j^{(M)}) U_M(\boldsymbol{\theta}_M) | \psi_j^{(M)} \rangle. \quad (\text{S25})$$

Then, minimizing Eq. (S24) can be written as the following transfer learning minimax risk:

$$\mathcal{R}_M(\mathcal{P}_\Delta) := \inf_{\boldsymbol{\theta}_M} \sup_{(V_m, V_M) \in \mathcal{P}_\Delta} \mathbb{E}_{\mathcal{A}_m} \mathbb{E}_{\mathcal{A}_M} [\mathbb{E}_{\mathcal{Q}} \ell_j(\boldsymbol{\theta}_M)]. \quad (\text{S26})$$

We would like to know a lower bound on the transfer learning minimax risk in Eq. (S26) to characterize the fundamental limits of transfer learning. We note that this problem is very similar to the minimax framework in linear regression problems [4]. Generally, any Q -qubit density matrix ρ has a unique representation as

$$\rho = \frac{1}{2^Q} \sum_{j_{Q-1}=0}^3 \cdots \sum_{j_0=0}^3 r_{j_{Q-1}, \dots, j_0} \sigma_{j_{Q-1}} \otimes \cdots \otimes \sigma_{j_0}, \quad (\text{S27})$$

where $\sigma_0 = I, \sigma_1 = X, \sigma_2 = Y$, and $\sigma_3 = Z$ are the Pauli matrices. Therefore, the vector $(r_{j_{Q-1}, \dots, j_0})_{j_{Q-1}=0, \dots, j_0=0}^{j_{Q-1}=3, \dots, j_0=3} \in \mathbb{R}^{4^Q}$ can be considered as the multiqubit Bloch vector associated with ρ . The condition $\text{Tr}[\rho] = 1$ implies that $r_{0, \dots, 0} = 1$. Therefore, we can represent ρ with the vector form as

$$|\rho\rangle\rangle = \frac{1}{2^Q} \begin{pmatrix} 1 \\ \mathbf{r} \end{pmatrix}. \quad (\text{S28})$$

We can verify that $|\mathbf{r}| \leq \sqrt{2^Q - 1}$ and the equality occurs if and only if $\rho = |\psi\rangle\langle\psi|$ with $|\psi\rangle$ is a pure Q -qubit state. The i th element of $\begin{pmatrix} 1 \\ \mathbf{r} \end{pmatrix}$ is $\text{Tr}[P_i \rho]$, where $P_i = \sigma_{j_{Q-1}} \otimes \cdots \otimes \sigma_{j_0}$ is the i th Pauli string.

In general, a quantum channel \mathcal{E} acting on a density matrix ρ can be written as applying a matrix operator \hat{E} to the vector form of ρ as

$$|\mathcal{E}(\rho)\rangle\rangle = \hat{E} |\rho\rangle\rangle. \quad (\text{S29})$$

Here, \hat{E} is the Pauli transfer matrix (PTM) representation of the quantum channel \mathcal{E} , which is represented as

$$\hat{E} = \begin{pmatrix} 1 & \mathbf{0}^\top \\ \mathbf{b} & W \end{pmatrix}, \quad (\text{S30})$$

where $\mathbf{0} = (0, 0, \dots, 0) \in \mathbb{R}^{4^Q-1}$, $\mathbf{b} \in \mathbb{R}^{4^Q-1}$ and $W \in \mathbb{R}^{(4^Q-1) \times (4^Q-1)}$. Note that, if \mathcal{E} is a unitary channel then $\mathbf{b} = \mathbf{0}$.

With this PTM representation of the quantum channel, Eq. (S29) can be rewritten as

$$\mathbf{r}' = \mathbf{b} + W\mathbf{r}, \quad (\text{S31})$$

where $|\mathcal{E}(\rho)\rangle\rangle = \frac{1}{2^Q} \begin{pmatrix} 1 \\ \mathbf{r}' \end{pmatrix}$.

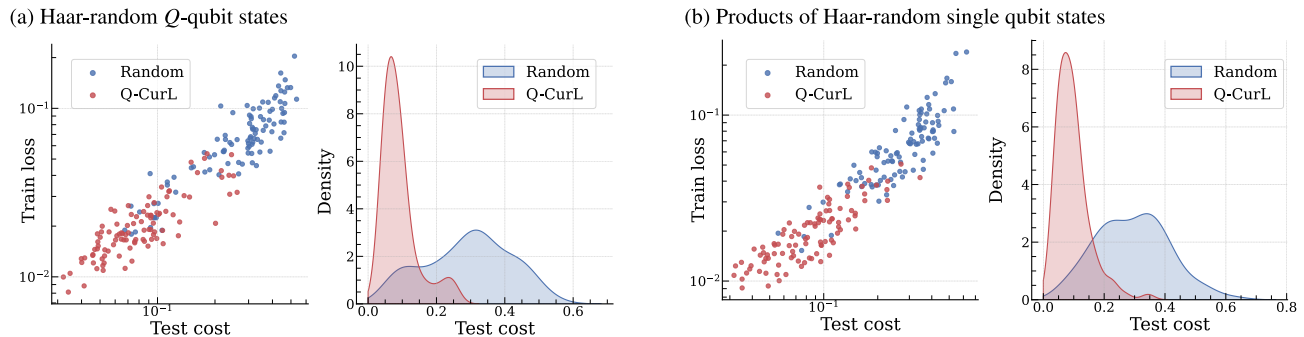


FIG. S1. The distribution and density of the training cost and test cost of the main task in the Q-CurL game, considering both random order and Q-CurL order based on the curriculum weights. Here, $N = 20$ random input data are trained for 20 epochs with 100 trials of initial parameters in the model, and $N = 20$ data are tested for each trained model. We consider two types of random input as (a) Haar-random Q -qubit states and (b) products of Q Haar-random single-qubit states.

We formulate the transfer learning minimax risk in terms of PTM representation. We define the matrix W in Eq. (S30) corresponding to unitary matrices V_m, V_M , and $U(\theta_M)$ as W_m, W_M , and $W(\theta_M)$, respectively. We also define the vector \mathbf{r} in Eq. (S28) corresponding to quantum states $|\psi_j^{(M)}\rangle$ as $\mathbf{r}_j^{(M)}$, and rewrite the PTM representation of the quantum channel $\mathcal{E}(\cdot, \epsilon_j^{(M)})$ as

$$\hat{\mathcal{E}}(\cdot, \epsilon_j^{(M)}) = \begin{pmatrix} 1 & \mathbf{0}^\top \\ \mathbf{b}(\epsilon_j^{(M)}) & W(\epsilon_j^{(M)}) \end{pmatrix}. \quad (\text{S32})$$

The loss function in Eq. (S25) can be expressed as

$$\ell_j(\theta_M) = \frac{1}{2^{Q+1}} \left\| W(\theta_M) \mathbf{r}_j^{(M)} - \left(W(\epsilon_j^{(M)}) W_M \mathbf{r}_j^{(M)} + \mathbf{b}(\epsilon_j^{(M)}) \right) \right\|^2 = \frac{1}{2^{Q+1}} \left\| \left(W(\theta_M) - W(\epsilon_j^{(M)}) W_M \right) \mathbf{r}_j^{(M)} - \mathbf{b}(\epsilon_j^{(M)}) \right\|^2 \quad (\text{S33})$$

Therefore, we can adapt the minimax framework to the linear regression setting, similar to approaches in the classical context [4]. It is essential to consider the requirements for \mathbf{r} to ensure it can represent a physical state and to specify the representations of the noise channel \mathcal{E} . For instance, if we only consider the unitary noise channel, then $\mathbf{b}(\epsilon_j^{(M)}) = \mathbf{0}$. We leave this intriguing aspect for future investigation.

D. Additional results and other variations of the Q-CurL game

Figure S1 depicts the distribution and density of the train loss and test loss of the main task in the Q-CurL game, comparing the Q-CurL order with a random order. Here, $N = 20$ random input data are trained for 20 epochs with 100 trials of initial parameters in the model, and $N = 20$ data are tested for each trained model. We consider two types of random inputs as (a) Haar-random Q -qubit states and (b) products of Q Haar-random single-qubit states. In both types of input states, the order in solving the Q-CurL game derived via the task-based Q-CurL method outperforms the performance when considering the random order.

The Q-CurL game setting and the heuristic greedy algorithm discussed in the main text demonstrate the usefulness of using curriculum weight to decide the curriculum order. We can further explore several variations of the Q-CurL game. For instance, instead of using the test loss $\mathcal{L}_t^{(M)}$ of the main task \mathcal{T}_M as the evaluation metric for the curriculum order $\mathcal{T}_{i_1} \rightarrow \mathcal{T}_{i_2} \rightarrow \dots \rightarrow \mathcal{T}_{i_M=M}$, one could consider minimizing the total test loss $\sum_{k=2}^M \mathcal{L}_t^{(i_k)}$. This approach would lead to a heuristic algorithm aimed at maximizing the total curriculum weights $\sum_{k=2}^M c_{i_k, i_{k-1}}$. Another variation is to consider the ‘‘task difficulty’’ perspective. For example, we could set the first task to be solved initially (as we know it is easy to solve, or we already have a trained model) and then determine an optimal task order that smoothly transitions from the first task to the main task.

II. DATA-BASED Q-CURL

A. Formulation of the loss function

In the procedure without using the Q-CurL, we use the conventional loss $\hat{R}(h) = \frac{1}{N} \sum_{i=1}^N \ell_i$ for the training and testing phase. In data-based Q-CurL, we train the QCNN with the loss

$$\hat{R}(h, \mathbf{w}) = \frac{1}{N} \sum_{i=1}^N ((\ell_i - \eta)e^{w_i} + \gamma w_i^2), \quad (\text{S34})$$

and the procedure $\min_{\theta} \min_{\mathbf{w}} \hat{R}(h, \mathbf{w})$ mentioned in the main text. Here, $\min_{\mathbf{w}} \hat{R}(h, \mathbf{w})$ is decomposed at each loss ℓ_i and solved without quantum resources as

$$w_i = \operatorname{argmin}_w (l_i - \eta)e^w + \gamma w^2. \quad (\text{S35})$$

Let $a_i = \frac{l_i - \eta}{\gamma}$, we can reduce Eq. (S35) into the following form: $w_i = \operatorname{argmin}_w g(w)$, with $g(w) = a_i e^w + w^2$ is the function of the scalar variable w . To control the difficulty of the samples, in each training epoch, we set η as the average value of all ℓ_i obtained from the previous epoch. We use the conventional loss $\hat{R}(h)$ to evaluate the generalization on the test data set.

To solve the minimization $w_i = \operatorname{argmin}_w g(w)$, we consider zero point of the derivative of $g(w)$ as

$$\frac{dg}{dw} = a_i e^w + 2w = 0 \iff (-w)e^{-w} = \frac{a_i}{2}. \quad (\text{S36})$$

Equation (S36) yields a solution $w = -W(\frac{a_i}{2})$ only for $\frac{a_i}{2} \geq -\frac{1}{e}$. Here, $W(z)$ defined for $z \geq -\frac{1}{e}$ is called principal branch of Lambert W function that satisfies $W(z)e^{W(z)} = z$. Since the principal branch of the Lambert W function is monotonically increasing, we set the weight $w_i = -W\left(\max(-\frac{1}{e}, \frac{a_i}{2})\right) = -W\left(\max(-\frac{1}{e}, \frac{l_i - \eta}{2\gamma})\right)$.

Let $z_i = \max(-\frac{1}{e}, \frac{l_i - \eta}{2\gamma})$ then $e^{w_i} = -\frac{w_i}{z_i} = \frac{W(z_i)}{z_i}$, the modified loss of l_i becomes

$$f(l_i - \eta) = (l_i - \eta)e^{w_i} + \lambda w_i^2 = (l_i - \eta) \frac{W(z_i)}{z_i} + \lambda W^2(z_i). \quad (\text{S37})$$

We use the `mpmath` [5] library to implement the Lambert W function and then plot the function $f(l_i - \eta)$ with different values of λ in Fig. S2.

First, when $|\lambda|$ is sufficient large, $f(l_i - \mu) \approx l_i - \mu$. This approximation can be easily verified from Eq. (S37) as $w_i \rightarrow 0$ when $\frac{l_i - \mu}{2\gamma} \rightarrow 0$. For other values of λ , the sign of λ determines whether the optimization process emphasizes easy samples ($l_i < \eta$) or hard samples ($l_i > \eta$). Specifically, if $\lambda > 0$, the slope of $f(l_i - \mu)$ is bigger for small losses ($l_i < \eta$) and smaller than the slope of the identity function for large losses $l_i > \eta$. Thus, the optimization process should prioritize emphasizing small losses. Conversely, if $\lambda < 0$, the slope of $f(l_i - \mu)$ is smaller for small losses $l_i < \eta$ and larger than the slope of the identity function for large losses $l_i > \eta$. Thus, the optimization process should prioritize emphasizing large losses. We define these two scenarios as *easy Q-CurL* and *hard Q-CurL*, as depicted in Fig. S2(a) and Fig. S2(b), respectively.

We note that the easy Q-CurL is employed in the experiments presented in our main text and aligns with the classical curriculum learning context [6]. This approach is particularly beneficial when hard samples, such as those with noisy labels, could mislead the optimization process. However, the hard Q-CurL can be advantageous in scenarios where hard samples are crucial for guiding the model to extract essential features without being distracted by irrelevant ones. We will provide an example of this scenario in Section II C.

B. Quantum phase recognition task

We apply the data-based Q-CurL to the quantum phase recognition task investigated in Ref. [7] to demonstrate that it can improve the generalization of the learning model. Here, we consider a one-dimensional cluster Ising model

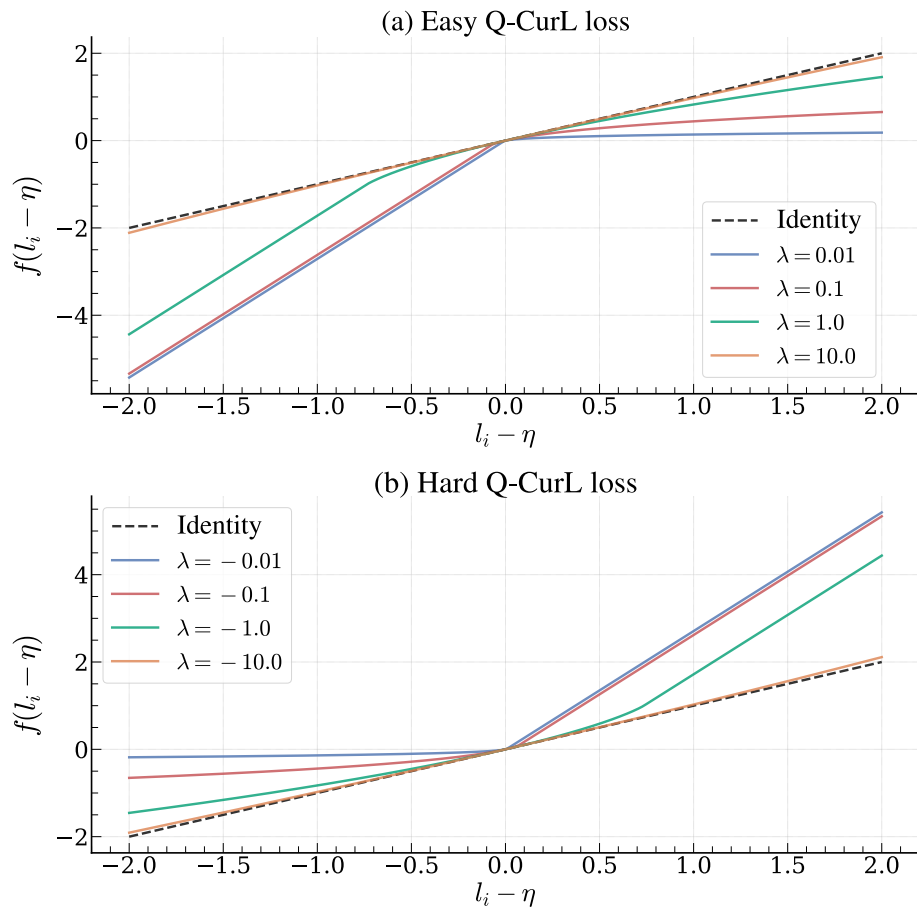


FIG. S2. Illustration of the function $f(l_i - \eta)$ as defined in Eq. (S37) for different values of λ . The *easy Q-CurL* scenario ($\lambda > 0$) emphasizes small losses, while the *hard Q-CurL* scenario ($\lambda < 0$) emphasizes large losses.

with open boundary conditions, whose Hamiltonian with Q qubits is given by

$$H = - \sum_{i=1}^{Q-2} \sigma_i^z \sigma_{i+1}^x \sigma_{i+2}^z - h_1 \sum_{i=1}^Q \sigma_i^x - h_2 \sum_{i=1}^{Q-1} \sigma_i^x \sigma_{i+1}^x. \quad (\text{S38})$$

Depending on the coupling constants (h_1, h_2), the ground state wave function of this Hamiltonian can exhibit multiple states of matter, such as the symmetry-protected topological phase (SPT phase), the paramagnetic state, and the anti-ferromagnetic state.

We employ the quantum convolutional neural network (QCNN) model [7] to determine the matter phase of quantum states. Inspired by classical convolutional neural networks, the QCNN model consists of convolutional, pooling, and fully connected layers. The convolutional layers use local unitary gates to extract local features from the input data, while the pooling layers reduce the number of qubits. This alternation of layers ends in a fully connected layer that functions as a single convolution operator on the remaining qubits, providing an output through the measurement of the final qubit. The QCNN is governed by variational parameters that are optimized to classify training data accurately. In our implementation, the convolutional and fully connected layers are constructed using the Pauli decomposition of two-qubit unitary gates, expressed as $\prod_{j=1}^{15} e^{-i\theta_j P_j}$, where $\{P_j\}$ are the Pauli operators for two qubits, excluding the identity matrix. Each layer utilizes the same parameters for all unitary gates. Before measuring the output, we apply the Hadamard gate to the remaining qubit and then perform a measurement in the Z-basis.

For each training quantum data $|\psi_i\rangle$ and its corresponding label y_i , the QCNN produces the output q_i ($-1 \leq q_i \leq 1$). The single loss ℓ_i is defined using the binary cross-entropy (BCE) loss as follows:

$$\ell_i = -y_i \log(\hat{y}_i) - (1.0 - y_i) \log(1.0 - \hat{y}_i), \quad (\text{S39})$$

where $\hat{y}_i = \text{sigmoid}(\mu q_i)$. Here, we consider the scaling output with the coefficient $\mu = 1.0$. The label is predicted as 0 if

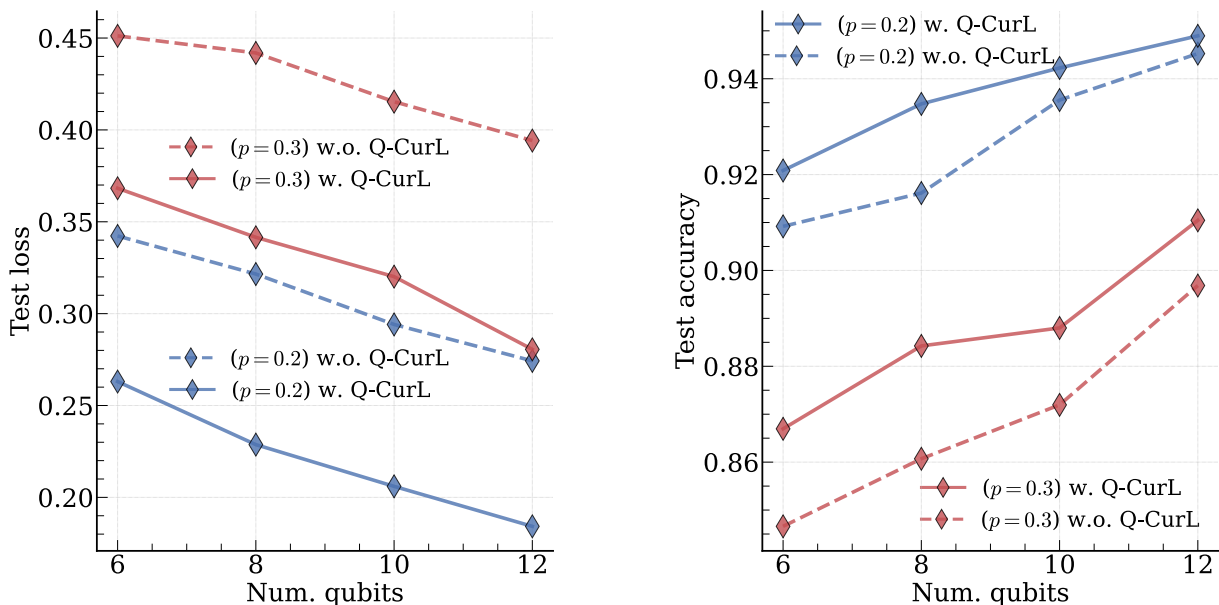


FIG. S3. The test loss (left panel) and test accuracy (right panel) of the trained QCNN on the quantum phase recognition task with (solid lines) or without (dotted lines) using the data-based Q-CurL over different numbers of qubits. Here, we consider two different noise levels in the corrupted training labels: $p = 0.2$ (blue) and $p = 0.3$ (red).

$\hat{y}_i < 0.5$ and 1 if $\hat{y}_i \geq 0.5$. In the procedure without using the Q-CurL, we use the conventional loss $\hat{R}(h) = \frac{1}{N} \sum_{i=1}^N \ell_i$ for the training. We also use the conventional loss $\hat{R}(h)$ to evaluate the generalization on the test data set.

Similar to the setup in Ref. [7], we generate a training set of 40 ground state wave functions corresponding to $h_2 = 0$ and h_1 sampled at equal intervals in $[0.0, 1.6]$. The state is analytically solvable for these parameter choices, and this solution is used to label the training dataset (0 for the paramagnetic or antiferromagnetic phase and 1 for the SPT phase). The ground truth phase boundaries, which separate the two phases, are determined using DMRG simulations. Based on these boundaries, we also create a test dataset of 400 ground state wave functions corresponding to $h_2 \in \{0.8439, 0.6636, 0.5033, 0.3631, 0.2229, 0.09766, -0.02755, -0.1377, -0.2479, -0.3531\}$, and h_1 sampled 40 times at equal intervals in $[0.0, 1.6]$. The optimization is performed by the Adam method with a learning rate of 0.001 and 500 epochs of training.

In our experiment, we consider the scenario of fitting corrupted labels. Given a probability p ($0 \leq p \leq 1$) representing the noise level, the true label $y_i \in \{0, 1\}$ of quantum state $|\psi_i\rangle$ is transformed to the corrupted label $1 - y_i$ with probability p , while it remains the true label with probability $1 - p$.

Figure S3 illustrates the average performance of trained QCNN on test data with noise levels $p = 0.2, 0.3$ in corrupted training labels over different numbers of qubits. Introducing data-based Q-CurL (solid lines) in the training process reduces the test loss and enhances testing accuracy compared to the conventional training method (dotted lines). We note that introducing noise in the training labels leads to worse generalization in the system with fewer qubits. The small QCNN model struggles to extract the correct phase of the quantum data with limited information. However, as the number of qubits increases, more information is provided in the quantum wave functions for the QCNN to extract, thereby improving the robustness in phase detection tasks.

In Fig. S4, we present a heatmap showing the average QCNN output over 50 trials with different initial parameters, comparing cases (a) without Q-CurL and (b) with (easy) Q-CurL, across combinations of $(h_1/J, h_2/J)$ with a corrupted label probability of $p = 0.3$ and $n = 8$ qubits. We consider the same Hamiltonian form in Eq. (S38) but with periodic boundary conditions. Additionally, we employ the following ansatz circuit for the convolutional and fully connected layers with the depth $d = 5$:

$$V = \prod_{i=1}^d U_{1i}(\boldsymbol{\theta}^{(1i)}) U_{2i}(\boldsymbol{\theta}^{(2i)}). \quad (\text{S40})$$

Here, $U_{1i}(\boldsymbol{\theta}^{(1i)})$ is the product of rotation gates $\prod_{j=1}^3 e^{-i\theta_{jk}^{(1i)} P_j^{(1)}}$ applied to each single qubit k for $k = 1, \dots, n$, where $\{P_j^{(1)}\}$ are the Pauli operators for single qubit, excluding the identity operator. Similarly, $U_{2i}(\boldsymbol{\theta}^{(2i)})$ is the product

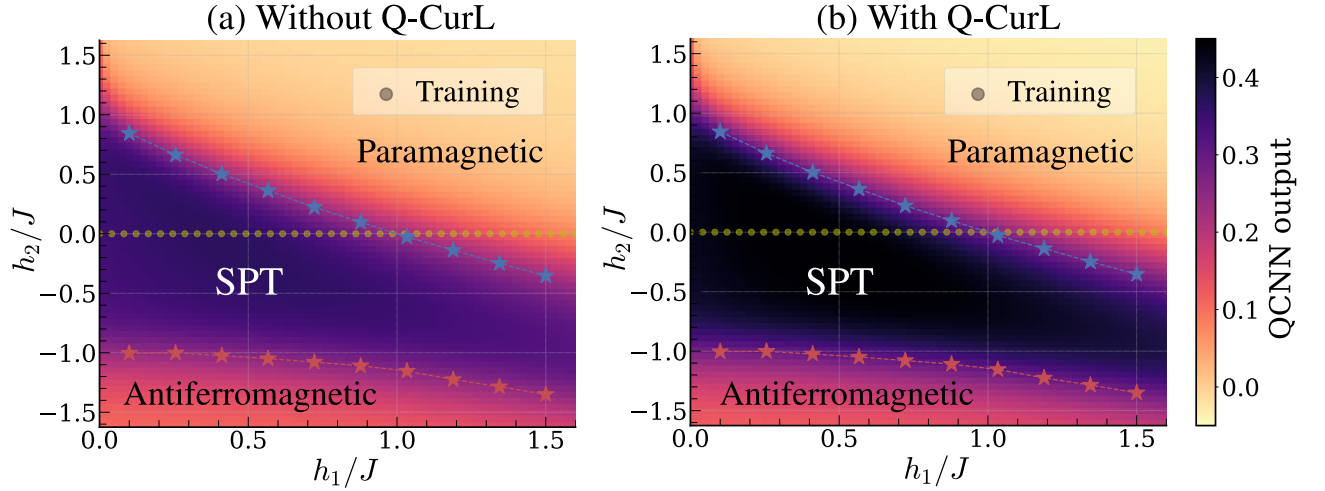


FIG. S4. The heatmap showing the average output of the QCNN over 50 trials of initial parameters in the cases of (a) without Q-CurL and (b) with Q-CurL for combinations of $(h_1/J, h_2/J)$ and the probability of corrupted label is $p = 0.3$. The dotted points indicate the data points used during training, while the blue and red lines with star markers highlight the true boundaries between the SPT phase, the paramagnetic phase, and the antiferromagnetic phase. Introducing Q-CurL enhances the separation between the SPT phase and others, with higher values for the SPT phase and lower values for other phases.

of two-neighbor qubit gates $\prod_{j=1}^{15} e^{-i\theta_{jk}^{(2i)} P_j^{(2)}}$ on two qubits $(k, k+1)$ with the periodic boundary condition, where $\{P_j^{(2)}\}$ are the Pauli operators for two qubits, excluding the identity operator.

We define the single loss ℓ_i as follows:

$$\ell_i = -s(y_i) \log(\hat{y}_i) - (1.0 - s(y_i)) \log(1.0 - \hat{y}_i), \quad (\text{S41})$$

where $\hat{y}_i = \text{sigmoid}(5.0q_i)$ is the post-processing of the QCNN's output for faster convergence of the loss function. Here, $s(y_i)$ transforms the label y_i to control for the range of QCNN's output during training. In previous experiments, we set $s(y_i)$ as an identity map $s(y_i) = y_i$. However, with random initialization, the QCNN output q_i remains close to zero, making post-processed value \hat{y}_i approximately 0.5. To accelerate optimization, we modify the transformation such that \hat{y}_i approaches 1.0 for data in the SPT phase, while data in other phases remain near 0.5. Specifically, we set $s(y_i) = 0.5$ for $y_i = 0$ and $s(y_i) = 1.0$ for $y_i = 1$.

The dotted points indicate the data points used during training, while the blue lines with star markers highlight the true boundaries between the SPT phase (lower) and the paramagnetic phase (upper). For the test dataset, we sampled h_1 and h_2 64 times at equal intervals within the ranges $[0.0, 1.6]$ and $[-1.6, 1.6]$, respectively. Fig. S4 depicts that introducing Q-CurL enhances the separation between the two phases, with lower values for the paramagnetic phase and higher values for the SPT phase.

C. Curriculum learning with easy or hard samples?

At the end of Section II A, we mentioned the easy Q-CurL and hard Q-CurL losses and identified scenarios where these different types of losses can be effectively utilized. In updating our manuscript, we came across Ref. [8], which appeared on arXiv after our paper. This reference presents a numerical result indicating that, in the task of quantum phase recognition, prioritizing harder data points early in the training process can lead to superior performance compared to traditional training methods. While this is an intriguing result that needs further investigation into the underlying reasons, we present a comparison between the easy Q-CurL and hard Q-CurL losses across different situations.

We employ the same setup as the experiment that produced the results in Fig. S4. In Fig. S5, we plot the test loss for different training loss types: without Q-CurL (blue), with easy Q-CurL (green, $\lambda = 1.0$), and with hard Q-CurL (red, $\lambda = -1.0$). The test loss curves are averaged over fifty experimental runs with different initializations of QCNN parameters. For data with corrupted labeling, when hard data includes incorrect labels, it should not contribute to optimization. This is confirmed in Fig. S5(a), where the hard Q-CurL results in the highest test loss, while the easy Q-CurL achieves the lowest test loss. Conversely, for data without corrupted labeling [Fig. S5(b)], during the early stages of training, easy Q-CurL may reduce the test loss more quickly than hard Q-CurL. However,

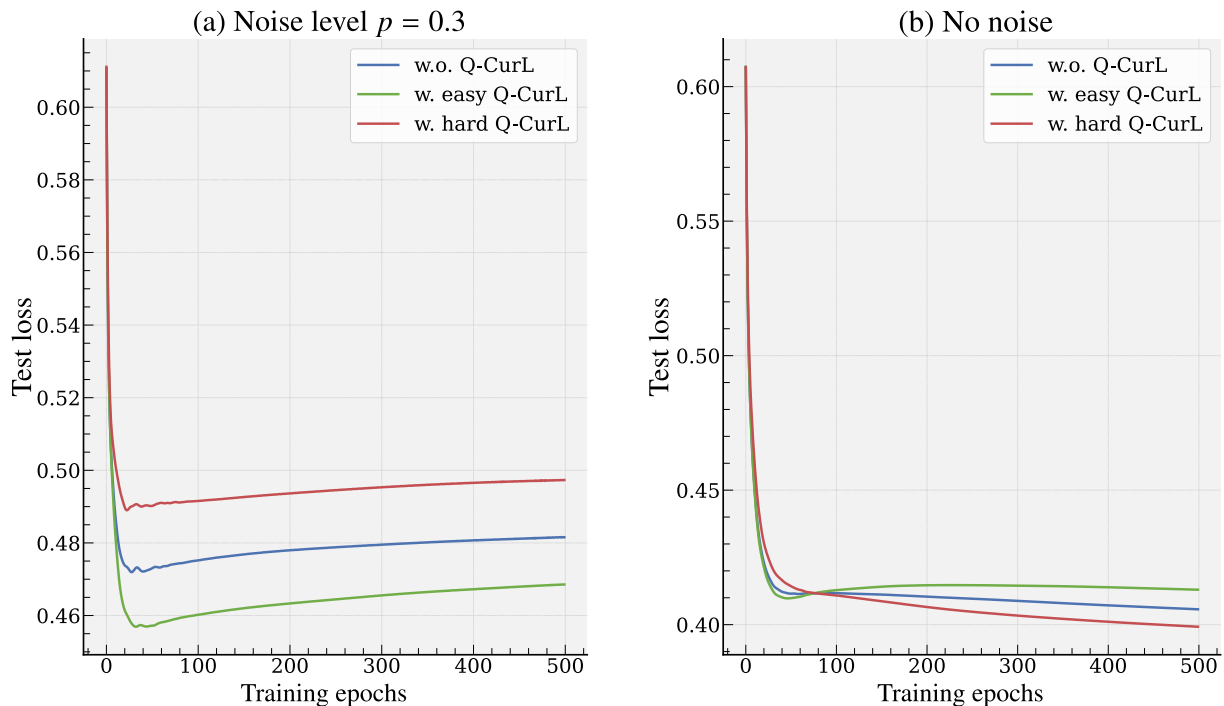


FIG. S5. The test loss in quantum phase detection task with $n = 8$ qubits is shown for different training loss types: without Q-CurL (blue), with easy Q-CurL (green, $\lambda = 1.0$), and with hard Q-CurL (red, $\lambda = -1.0$). The test loss curves are averaged over fifty experimental runs with different initializations of QCNN parameters. Two scenarios are considered: (a) data containing corrupted labels with a probability (noise level) of $p = 0.3$, and (b) data without corrupted labeling (no noise).

with sufficient iterations, hard Q-CurL achieves the best performance among these methods, without increasing the test loss as optimization continues. Exploring why hard Q-CurL outperforms easy Q-CurL and traditional training methods without Q-CurL remains an interesting topic, particularly for the phase detection task.

-
- [1] T. Kanamori, S. Hido, and M. Sugiyama, A least-squares approach to direct importance estimation, *J. Mach. Learn. Res.* **10**, 1391 (2009).
 - [2] T. Haug and M. S. Kim, Generalization with quantum geometry for learning unitaries, arXiv [10.48550/arXiv.2303.13462](https://arxiv.org/abs/10.48550/arXiv.2303.13462) (2023).
 - [3] P. K. Barkoutsos, J. F. Gonthier, I. Sokolov, N. Moll, G. Salis, A. Fuhrer, M. Ganzhorn, D. J. Egger, M. Troyer, A. Mezzacapo, S. Filipp, and I. Tavernelli, Quantum algorithms for electronic structure calculations: Particle-hole hamiltonian and optimized wave-function expansions, *Phys. Rev. A* **98**, 022322 (2018).
 - [4] M. Mousavi Kalan, Z. Fabian, S. Avestimehr, and M. Soltanolkotabi, Minimax lower bounds for transfer learning with linear and one-hidden layer neural networks, in *Advances in Neural Information Processing Systems*, Vol. 33, edited by H. Larochelle, M. Ranzato, R. Hadsell, M. Balcan, and H. Lin (Curran Associates, Inc., 2020) pp. 1959–1969.
 - [5] T. mpmath development team, *mpmath: a Python library for arbitrary-precision floating-point arithmetic (version 1.3.0)* (2023), <http://mpmath.org/>.
 - [6] T. Castells, P. Weinzaepfel, and J. Revaud, Superloss: A generic loss for robust curriculum learning, in *Advances in Neural Information Processing Systems*, Vol. 33, edited by H. Larochelle, M. Ranzato, R. Hadsell, M. Balcan, and H. Lin (Curran Associates, Inc., 2020) pp. 4308–4319.
 - [7] I. Cong, S. Choi, and M. D. Lukin, Quantum convolutional neural networks, *Nat. Phys.* **15**, 1273 (2019).
 - [8] E. Recio-Armengol, F. J. Schreiber, J. Eisert, and C. Bravo-Prieto, Learning complexity gradually in quantum machine learning models, arXiv [10.48550/arXiv.2411.11954](https://arxiv.org/abs/10.48550/arXiv.2411.11954) (2024).