

Multi-Epoch learning with Data Augmentation for Deep Click-Through Rate Prediction

Zhongxiang Fan^{1*}, Zhaocheng Liu^{1*}, Jian Liang^{1*}, Dongying Kong¹, Han Li¹, Peng Jiang¹, Shuang Li², Kun Gai³

¹Kuaishou Technology ²Beijing Institute of Technology ³Unaffiliated
fanzhongxiang, liuzhaocheng, liangjian03, kongdongying, lihan08, jiangpeng@kuaishou.com
shuangli@bit.edu.cn gai.kun@qq.com

ABSTRACT

This paper investigates the one-epoch overfitting phenomenon in Click-Through Rate (CTR) models, where performance notably declines at the start of the second epoch. Despite extensive research, the efficacy of multi-epoch training over the conventional one-epoch approach remains unclear. We identify the overfitting of the embedding layer, caused by high-dimensional data sparsity, as the primary issue. To address this, we introduce a novel and simple Multi-Epoch learning with Data Augmentation (MEDA) framework, suitable for both non-continual and continual learning scenarios, which can be seamlessly integrated into existing deep CTR models and may have potential applications to handle the “forgetting or overfitting” dilemma in the retraining and the well-known catastrophic forgetting problems. MEDA minimizes overfitting by reducing the dependency of the embedding layer on subsequent training data or the Multi-Layer Perceptron (MLP) layers, and achieves data augmentation through training the MLP with varied embedding spaces. Our findings confirm that pre-trained MLP layers can adapt to new embedding spaces, enhancing performance without overfitting. This adaptability underscores the MLP layers’ role in learning a matching function focused on the relative relationships among embeddings rather than their absolute positions. To our knowledge, MEDA represents the first multi-epoch training strategy tailored for deep CTR prediction models. We conduct extensive experiments on several public and business datasets, and the effectiveness of data augmentation and superiority over conventional single-epoch training are fully demonstrated. Besides, MEDA has exhibited significant benefits in a real-world online advertising system.

CCS CONCEPTS

• Information systems → Recommender systems.

KEYWORDS

Click-Through Rate Prediction, Overfitting, Multi-Epoch Learning

* Equal contributions from the three authors.

Permission to make digital or hard copies of all or part of this work for personal or classroom use is granted without fee provided that copies are not made or distributed for profit or commercial advantage and that copies bear this notice and the full citation on the first page. Copyrights for components of this work owned by others than ACM must be honored. Abstracting with credit is permitted. To copy otherwise, or republish, to post on servers or to redistribute to lists, requires prior specific permission and/or a fee. Request permissions from [permissions@acm.org](https://permissions.acm.org).

Woodstock '18, June 03–05, 2018, Woodstock, NY

© 2018 Association for Computing Machinery.

ACM ISBN 978-1-4503-XXXX-X/18/06... \$15.00

<https://doi.org/10.1145/1122445.1122456>

ACM Reference Format:

Zhongxiang Fan, Zhaocheng Liu, Jian Liang, Dongying Kong, Han Li, Peng Jiang, Shuang Li, Kun Gai. 2018. Multi-Epoch learning with Data Augmentation for Deep Click-Through Rate Prediction. In *Woodstock '18: ACM Symposium on Neural Gaze Detection, June 03–05, 2018, Woodstock, NY*. ACM, New York, NY, USA, 10 pages. <https://doi.org/10.1145/1122445.1122456>

1 INTRODUCTION

Click-through rate (CTR) prediction is crucial in online recommendation and advertising systems, benefiting significantly from advancements in deep learning-based models [6, 12, 22, 33, 36, 46, 52, 53]. Despite the progress and diverse approaches, including non-continual learning for smaller datasets and continual learning [4, 11, 29, 45] for larger or real-time datasets, a common challenge persists: “one-epoch overfitting” [49, 53]. This phenomenon, where model performance drops sharply at the beginning of the second training epoch, contrasts with other deep learning domains like computer vision [14, 37], audio processing [34], and natural language processing [7, 41], where multiple epochs enhance model convergence. Specifically, for industrial areas with sufficient computation resources and confronted with model-convergence issues (e.g., with small datasets), multi-epoch learning is valuable. Furthermore, multi-epoch learning allows necessary “rethinking”, exemplified in tasks like unsupervised domain adaptation [44] or label-noise correction [39]. Therefore, addressing the one-epoch overfitting issue is crucial for improving the efficacy of CTR prediction models in industrial settings.

Unfortunately, most research [1, 2, 38, 47, 54] on the overfitting problem of Deep Neural Networks (DNNs) has predominantly focused areas outside CTR prediction. Moreover, to our knowledge, in addition to the CTR domain, only large language models undergoing supervised fine-tuning have reported similar one-epoch overfitting phenomena [21, 32]. Despite recent efforts [49] to dissect the underlying factors of this phenomenon within deep CTR models, the potential benefits of adopting a multi-epoch training paradigm remain unexplored, as optimal performance is often attained with a single epoch of training.

To address the one-epoch overfitting challenge in CTR models, we introduce a novel and simple Multi-Epoch learning with Data Augmentation (MEDA) framework, tailored for both non-continual and continual learning scenarios. Our framework can also cover both the classification and regression tasks. Specifically, we identify the overfitting of the embedding layer, caused by high-dimensional data sparsity, as the primary issue for one-epoch overfitting, then design MEDA to effectively mitigate overfitting by decoupling the embedding and Multi-Layer Perceptron (MLP) layers in CTR

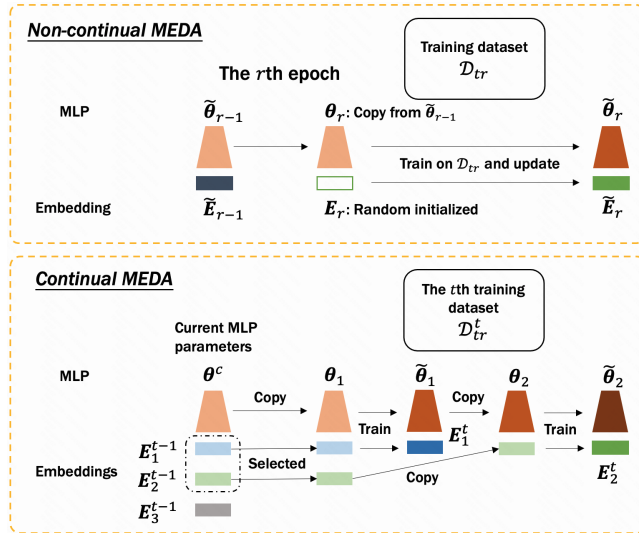


Figure 1: Our proposed MEDA framework. For non-continual learning, MEDA reinitializes the embedding parameters at the onset of each training epoch; for continual learning, MEDA maintains multiple independently initialized embedding layers and for each dataset, trains each embedding layer once successively. The embedding layers can be selected based on requirements or costs.

models [48], addressing the core issues of high data dependency and low occurrence rates in embedding vectors that lead to poor generalization on test datasets, and reducing the embedding-data and embedding-MLP dependencies. In detail, in our non-continual MEDA algorithm shown in Figure 1, the embedding-data dependency is reduced by reinitializing the embedding layer at the onset of each training epoch. The non-continual MEDA is extended to the continual MEDA to further reduce the additional embedding-MLP dependency in the continual learning setting, which is shown in Figure 1. We leverage multiple independently initialized embedding layers—each for an extra epoch: for each dataset, each embedding layer can be selected to train once successively. The selection can be based on business requirements or training costs. Various variants of our continual MEDA can be designed for specific requirements. Intuitively, on each dataset, each embedding layer in MEDA is trained once only, thereby minimizing overfitting, while the MLP layers are trained repeatedly to improve convergence. Our proposed MEDA can be regarded as a data augmentation method because it can be treated as learning the same categorical features with different embedding spaces. To our knowledge, MEDA represents the first multi-epoch training strategy tailored for deep CTR prediction models. Potential applications of our MEDA may be designed to handle the “forgetting or overfitting” dilemma in the *retraining* [42] and the well-known *catastrophic forgetting* [15, 19] problems, in addition to the normal multi-epoch training task.

We conduct comprehensive experiments on public and business datasets to show the effectiveness of data augmentation and superiority over single-epoch learning. Notably, MEDA’s second-epoch performance consistently exceeds that of single-epoch training

across various datasets and CTR models, with improvements in test AUC ranging from 0.8% to 4.6%. This trend persists across multiple epochs without inducing overfitting, offering flexibility in training duration based on cost considerations. Our findings confirm that pre-trained MLP layers can adapt to new embedding spaces, enhancing performance without overfitting. This adaptability underscores the MLP layers’ role in learning a matching function focused on the relative relationships among embeddings rather than their absolute positions. Furthermore, MEDA demonstrates remarkable efficiency by achieving or surpassing the outcomes of complete data single-epoch training with only a fraction of the data, e.g., in most cases, MEDA with 1/2 data can outperform single-epoch training with complete data, sometimes even 3 epochs on 1/8 data can outperform 1 epoch on complete data, indicating its potential for significant data augmentation benefits. The successful deployment of MEDA in a live environment, corroborated by positive online A/B testing results, further attests to its practical value and impact.

2 RELATED WORKS

One-Epoch Overfitting. Recent empirical research [49] indicates that reducing feature sparsity can diminish the prevalence of one-epoch overfitting, yet the potential superiority of multi-epoch training over traditional single-epoch approaches remains uncertain. Additionally, established anti-overfitting strategies such as weight decay and dropout have proven ineffective in this context [49]. Parallel observations [32] in large language models undergoing supervised fine-tuning reveal a similar tendency towards one-epoch overfitting, albeit with a suggestion that a moderate level of overfitting might actually benefit downstream tasks. This concept of “appropriate overfitting” presents an intriguing avenue for future exploration within our proposed framework.

Pre-training. Recent approaches [23, 25, 30, 43] have explored pre-training to enhance the representational capabilities of embedding and feature extraction layers within MLPs for various applications, yet these advancements fall short in demonstrating their efficacy in avoiding overfitting when CTR prediction is incorporated as an auxiliary training objective, nor do they facilitate multi-epoch training for such models. In contrast, graph learning research has delved into fine-tuning pre-trained models for new graphs, facing challenges related to either maintaining a consistent node ID space [16, 17, 27, 28] or solely leveraging graph structure while neglecting node features [35, 56]. This leaves an open question in the context of CTR models: the potential for pre-trained MLP layers to contribute positively to a distinct embedding space remains unexplored and warrants further investigation.

3 BACKGROUND

Features. CTR (Click-Through Rate) prediction models are distinguished by their handling of high-dimensional sparse data, often involving billions of categorical features with low occurrence rates [18, 50, 51]. These features generally encompass [6, 12, 22, 33, 36, 46, 52, 53] item profiles (including Item ID, brand ID, shop ID, category ID, etc.), user profiles (User ID, age, gender, income level), and both long- and short-term user behaviors, reflecting a mix of enduring interests and immediate needs. Prior to modeling, raw features undergo discretization [24] to transform numerical

inputs into categorical ones and feature selection [13] to refine the dataset, resulting in predominantly categorical inputs. In real-world industrial applications, categorical features are typically extremely high-dimensional sparse [18, 50, 51].

Embedding. To handle these categorical features, most deep CTR prediction models share a similar Embedding and Multi-Layer Perceptron (MLP) architecture. Specifically, they typically adopt an embedding layer [48] at the front, followed by various types of MLP structures, with the embedding layer responsible for mapping the high-dimensional categorical features to low-dimensional vectors. **MLP.** Given the concatenated dense representation vector, an MLP is employed to capture the nonlinear interaction among features [26]. Numerous studies [6, 12, 36, 46] have concentrated on devising MLP architectures that excel in extracting pertinent information for tabular data. It is worth noting that, given the rapid expansion of user historical behavior data in real-world industrial applications, careful attention must be paid to user behavior modeling during the design of MLPs. The relevant methods [22, 33, 52, 53] considering user behavior modeling focus on capturing the dynamic nature of user interests based on their historical behaviors which typically consist of lists of categorical features.

4 METHODOLOGY

In this section, we present the detailed methodology of our method. First, we define the notations and problem settings of our study.

Non-continual Learning. Consider a dataset $\mathcal{D} = \{(\mathbf{x}^i, y_i)\}_{i=1}^n$ consisting of n independent samples. For the i th sample, $\mathbf{x}^i \in \mathcal{X} \subset \mathbb{R}^d$ is a feature vector with d dimensions, $y^i \in \mathcal{Y} \subset \mathbb{R}^m$ is the label of the i th sample. Note that our framework can cover both classification and regression tasks. Let $M \in \mathcal{M}$ be a data-driven model. Specifically, let θ be the collection of training parameters of the MLP layers, and E be the collection of training parameters of the embedding layer. Let $A \in \mathcal{A}$ be a training algorithm, and we denote by $M = A(\{\mathcal{D} : k\})$ as obtaining the model M by training the dataset \mathcal{D} by algorithm A for $k \in \mathbb{Z}_+$ epochs. And we denote by $S(\mathcal{D} | M) \in \mathbb{R}$ as the evaluation score (the bigger the better) obtained from evaluating M on \mathcal{D} . Finally, splitting \mathcal{D} into \mathcal{D}_{tr} , \mathcal{D}_{te} as the training and testing datasets, respectively, our goal is to see if there exists a $k > 1$ such that $S(\mathcal{D}_{te} | A(\{\mathcal{D}_{tr} : k\})) > S(\mathcal{D}_{te} | A(\{\mathcal{D}_{tr} : 1\}))$.

Continual Learning. Following the notations in the non-continual learning setting, consider the training dataset $\mathcal{D}_{tr} = \{\mathcal{D}_{tr}^t\}_{t=1}^T$ consisting of T successive sub-datasets. Our goal is to see if there exists a $k^t > 1$ such that $S(\mathcal{D}_{te} | A(\{\mathcal{D}_{tr}^t : k^t\}_{t=1}^T)) > S(\mathcal{D}_{te} | A(\{\mathcal{D}_{tr}^t : 1\}_{t=1}^T))$, where we denote by $A(\{\mathcal{D}_{tr}^t : k^t\}_{t=1}^T)$ as training each \mathcal{D}_{tr}^t for k^t epochs and denote by $A(\{\mathcal{D}_{tr}^t : 1\}_{t=1}^T)$ as training each \mathcal{D}_{tr}^t for 1 epoch. The order of sub-datasets for training is not constrained.

In the following, we first introduce the modeling of and rationale for our MEDA framework, then detail two instantiations to cover the non-continual and continual learning settings, respectively.

4.1 Our MEDA Framework

As introduced, for multi-epoch training, we propose MEDA to simultaneously maintain feature sparsity and avoid the one-epoch overfitting.

Overfitting typically arises from a strong dependency between the training data and model parameters that fails to generalize to unseen data. Addressing overfitting involves either reducing this dependency or enhancing model generalization. In the context of CTR models, by decoupling the embedding from the MLP layers, we identify two main types of dependencies: embedding-data and embedding-MLP dependencies, where the latter views the low-dimensional embeddings as input data for the MLP layers. Our detailed experiments in Section 5 demonstrate that overfitting predominantly stems from the embedding-data interaction. Specifically, repeated training of the embedding layer on the same dataset leads to significant overfitting. In contrast, multiple training iterations over the same embedding vectors for the MLP layers result in much less or no overfitting. This discrepancy is likely due to the sparse nature of high-dimensional data, where a vast number of categorical values exist but each appears infrequently. Consequently, embedding vectors, representing these infrequent values, are prone to overfitting due to limited training samples. Meanwhile, MLP parameters, engaging with the entire dataset, exhibit a lower risk of overfitting.

Non-continual Problem Formulation. Building on the findings discussed, we approach the problem with the hypothesis that overfitting occurs when the initial parameters of the model align too closely with the exact information present in the training data. This insight leads us to the conclusion that optimizing initial parameter settings is crucial for mitigating overfitting. Notably, the phenomenon of one-epoch overfitting, which emerges at the beginning of the second training epoch, underscores that overfitting is triggered when the initial parameters precisely mirror the information within a specific data sample. To circumvent this, the initial parameters must be devoid of any exact information from future training samples. A straightforward solution is to randomize the initial parameters, ensuring their independence from subsequent training data. Given our analysis pinpointing embedding overfitting as the primary concern, we propose the novel strategy of randomly initializing embedding parameters at the start of each epoch in our non-continual MEDA framework. See Algorithm 1 for details.

Conventional wisdom might suggest that reinitializing embedding parameters could disrupt the MLP's ability to recognize embeddings, potentially undermining training and prediction efficacy. However, our experimental findings detailed in Section 5 reveal a different outcome: the MLP not only successfully identified the embeddings but also yielded superior prediction accuracy. This indicates that the MLP was able to discern the relative relationships among embeddings. Despite significant differences in the final embedding parameters across epochs, as shown in Section 5, the essential insight is that for CTR model MLP layers, the precise values or absolute positions of embeddings are less critical than their interrelations. This understanding allows us to view the additional embeddings processed by the MLP as augmented data samples. These samples maintain crucial semantic relationships within varying embedding spaces, effectively serving as a form

Algorithm 1 Non-continual MEDA

Input: Training dataset \mathcal{D}_{tr} , training algorithm A , the number of training epoch k .

Output: MLP parameters $\hat{\theta}$ and embedding parameters \hat{E} .

- 1: Random initialize $\tilde{\theta}_0$.
- 2: **for** epoch $r = 1$ to k **do**
- 3: Initialization: Random initialize E_r . $\theta_r = \tilde{\theta}_{r-1}$.
- 4: Training and Update: $\tilde{\theta}_r, \tilde{E}_r = A(\{\mathcal{D}_{tr} : 1\})$ with θ_r, E_r as the initial parameters.
- 5: **end for**
- 6: **return** $\hat{\theta} = \tilde{\theta}_k, \hat{E} = \tilde{E}_k$.

of data augmentation. Furthermore, our results demonstrate that the MLP was nearing convergence throughout the multi-epoch training, suggesting that despite initial embedding values differing between epochs, the semantic essence crucial for CTR prediction was consistently captured in our multi-epoch learning framework. **Continual Problem Formulation.** In a continual learning framework, where datasets are processed successively, we encounter a unique challenge: one-epoch overfitting also occurs upon the second training of the t th dataset $t > 1$, involving both embedding and MLP layer optimization. This scenario diverges from the non-continual setting, as reinitializing embedding parameters at the start of the t th dataset’s training effectively disregards the accumulated knowledge from datasets 1 to $(t - 1)$, which is undesirable. Drawing from insights in the non-continual setting, to prevent one-epoch overfitting, the initial embedding parameters should not contain *exact* information in any data sample in the t th dataset, but should contain information in datasets $1 \sim (t - 1)$. Therefore, one option involves adopting the final embedding parameters from the $t - 1$ th dataset’s training E^{t-1} . Nonetheless, given that the current MLP layers θ^c have already interacted with E^{t-1} during the t th dataset training, a high dependency exists between θ^c and E^{t-1} , heightening the risk of overfitting, as our experiments in Section 5 corroborate, even if we fix E^{t-1} for training.

Therefore, we further propose to reduce the dependency between θ^c and the initial embedding parameters for the second-epoch training of dataset t , which belongs to the second type of data-parameter dependency. Specifically, a group of embedding parameters with a different embedding space and trained on datasets $1 \sim (t - 1)$ may satisfy the constraints above. Thus we combine the solution in non-continual MEDA to independently initialize multiple groups of embedding parameters to form distinct embedding spaces. These are then trained sequentially with the MLP on each dataset. See Algorithm 2 for details. Note that our non-continual and continual MEDA algorithms are consistent: our non-continual can be regarded as a special case of our continual MEDA for a singular dataset scenario.

Comparing our non-continual MEDA and continual MEDA for the same training and testing dataset, i.e., continual MEDA will split the training datasets, the non-continual MEDA exhibits intuitive superiority because the differences between different groups of embedding parameters are larger than those in the continual MEDA. Consider an extreme situation of continual MEDA such that each data sample is a dataset, since the values of initial embedding

Algorithm 2 Continual MEDA

Input: Training dataset $\mathcal{D}_{tr} = \{\mathcal{D}_{tr}^t\}_{t=1}^T$, training algorithm A , the max number of training epoch k .

Output: MLP parameters $\hat{\theta}$ and embedding parameters \hat{E} .

- 1: Random initialize $\theta^c, \{E_r^0\}_{r=1}^k$.
- 2: **for** dataset index $t = 1$ to T **do**
- 3: **for** epoch $r = 1$ to k **do**
- 4: **if** E_r^{t-1} is selected based on business requirements and training costs **then**
- 5: Initialization: $\theta_r = \theta^c$.
- 6: Training and Update: $\tilde{\theta}_r, E_r^t = A(\{\mathcal{D}_{tr}^t : 1\})$ with θ_r, E_r^{t-1} as the initial parameters.
- 7: $\theta^c = \tilde{\theta}_r, E^c = E_r^t$.
- 8: **else**
- 9: $E_r^t = E_r^{t-1}$.
- 10: **end if**
- 11: **end for**
- 12: **end for**
- 13: **return** $\hat{\theta} = \theta^c, \hat{E} = E^c$.

parameters are usually small, the gradients for different groups of embedding parameters may be similar, which will result in similar embedding parameters. This similarity could diminish the intended effect of data augmentation achieved by training the MLP with diverse embedding spaces, which is also supported by the results in Section 5.

4.2 Potential Applications

Retraining. Retraining requirements [42] arise when there are significant alterations in data structure, features, or models, necessitating model updates to align with the revised pipeline. This scenario presents a “forgetting or overfitting” dilemma regarding the transfer of optimized model parameters from the old to the new model. Forgetting valuable information is a risk if parameters are discarded, whereas transferring them for retraining could lead to overfitting. Our non-continual MEDA approach addresses this challenge by transferring MLP for retraining to mitigate overfitting. **Catastrophic Forgetting.** The well-known issue of catastrophic forgetting [15, 19] in CTR prediction represents a decline in a model’s ability to accurately predict outcomes for specific IDs not recently included in training. This phenomenon poses a significant challenge for maintaining accurate predictions on historical data. The “forgetting or overfitting” dilemma in this problem involves deciding whether to retrain the model using data from certain important IDs. The overfitting will also occur when retraining the data. Therefore, our continual MEDA may be modified for such retraining and then avoid overfitting.

4.3 Computation/Storage Complexity Analyses

Since our method only adds initialization processes, which are negligible for the computation complexity of training. Therefore, our method adds negligible computation complexity compared with standard multi-epoch learning. On the other hand, for the continual learning setting, our method requires $O(kND)$ storage resources to maintain k groups of embedding parameters for k -epoch learning,

Table 1: Statistics of four datasets.

	#Records	#users	#items	#categories
Amazon	51M	1.5M	2.9M	1252
Taobao	89M	1M	4M	9407
SVO	1.75B	0.2B	6M	1259
SVSL	0.3B	40M	0.5M	324

with N representing the number of IDs and D embedding vector dimension.

5 EXPERIMENTS

In this section, we present the experimental setup and conduct extensive experiments to evaluate the effectiveness and superiority of our proposed MEDA framework, along with ablation studies and online A/B test results.

5.1 Experimental Setup

Datasets. We conduct comprehensive evaluations on two public datasets and two business datasets, with statistics in Table 1.

Amazon dataset¹. It is a frequently used *public* benchmark that consists of product reviews and metadata collected from Amazon [31]. In our study, we adopt the Books category of the Amazon dataset. We predict whether a user will review an item.

Taobao dataset². It is a *public* compilation of user behaviors for CTR prediction from Taobao’s recommender system [55].

Short-Video Order (SVO) dataset. It is our collected *large business* dataset that consists of user behaviors from Kuaishou’s recommender system. For this dataset, we predict the order behaviors of each user. We split 6 days for training and 1 day for testing.

Short-Video Search LTV (SVSL) dataset. It is also our collected *business* dataset that consists of user behaviors from Kuaishou’s *search* system. For this dataset, we predict the Life-Time Value (LTV) [40] value of each order for each user. We split 370 days for training and 1 day for testing.

For continual learning, for both the public and the SVO datasets, we split the first half of training data as \mathcal{D}_{tr}^1 and the rest as \mathcal{D}_{tr}^2 , while for the SVSL dataset, we split the first 280 days of training data as \mathcal{D}_{tr}^1 and the rest as \mathcal{D}_{tr}^2 .

CTR Models and Metrics for Evaluation. We apply our method on the following CTR Models:

- **DNN** is a base deep CTR model, consisting of an embedding layer and a feed-forward network with ReLU activation.
- **DIN** [53] proposes an attention mechanism to represent the user interests w.r.t. candidates.
- **DIEN** [52] uses GRU to model user interest evolution.
- **MIMN** [33] proposes a memory network-based model to capture multiple channels of user interest drifting for long-term user behavior modeling.
- **ADFM** [22] proposes an adversarial filtering model on long-term user behavior sequences.

For the business datasets, we adopt DIN as default. We denote our non-continual and continual MEDA as **MEDA-NC** and **MEDA-C**, respectively. Our methods equal single-epoch learning when the

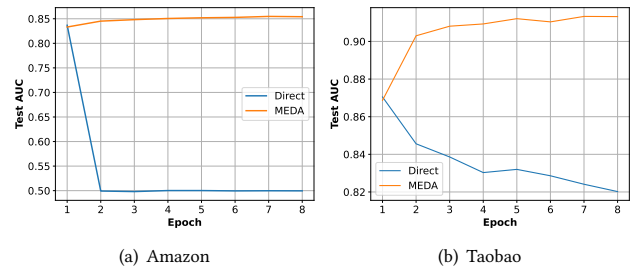


Figure 2: The test AUC curves of the Direct multi-epoch learning and our non-continual MEDA on the public datasets.

number of epoch is 1. For binary classification tasks, i.e., click or order prediction, we use Area under the curve (AUC) and binary cross-entropy loss as evaluation metrics, while for the regression tasks, i.e., the LTV prediction, we use AUC score between the LTV prediction scores and the binary order labels as the evaluation metric, following the common business practice.

Implementation Details. All CTR Models adhere to the optimal hyperparameters reported in their respective papers. For public datasets, we adopt Adam [20] as the optimizer with a learning rate of 0.001, and Glorot [10] as the initializer for embedding parameters. For business datasets, we adopt Adagrad [8] as the optimizer with a learning rate of 0.01, and uniform initializer with the range of 0.01.

5.2 Effectiveness and Superiority Evaluation

Problem Justification. In Figure 2 highlights the presence and substantial impact of one-epoch overfitting. In both the Amazon and Taobao datasets, the test AUC rapidly declines starting from the second epoch of the direct multi-epoch learning. Whereas our MEDA can effectively improve the test AUC with the increase of epoch without overfitting. The overfitting issue is more pronounced in the Amazon dataset due to its higher data sparsity (less data, more IDs).

Superiority Evaluation. Tables 2 and 3 highlight the significant superiority of our MEDA approach over conventional single-epoch learning. Our non-continual and continual MEDA methods outperform single-epoch learning on both public and business datasets by a substantial margin, which aligns with the improvement magnitude of each CTR model. Furthermore, continual MEDA slightly outperforms non-continual MEDA on the Taobao dataset but slightly underperforms on the Amazon, SVO, and SVSL datasets. This suggests that data augmentation in continual MEDA is weaker, and data sparsity is more severe in these three datasets. The results presented for 2 epochs of MEDA are reasonable for most industrial applications, considering computation and storage costs. Additionally, Figure 3 demonstrates stable increases in test AUCs for most models as the number of epochs increases. Hence, it is feasible to determine the stopping point at any epoch, as the AUC does not significantly decrease after a certain number of epochs. This user-friendly feature enables users to select the number of epochs based on training costs. Moreover, our MEDA approach outperforms single-epoch learning even more significantly when trained for 8 epochs, further highlighting its superiority.

¹<https://nijianmo.github.io/amazon/index.html>

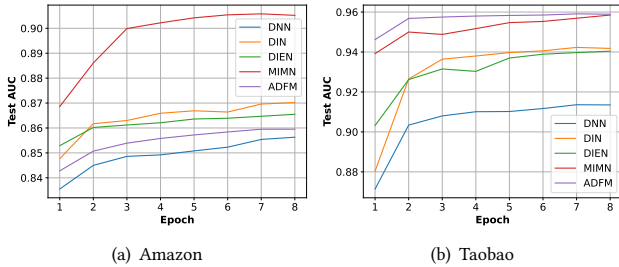
²<https://tianchi.aliyun.com/dataset/649>

Table 2: The test AUC performance on the public datasets. MEDA methods run 2 epochs.

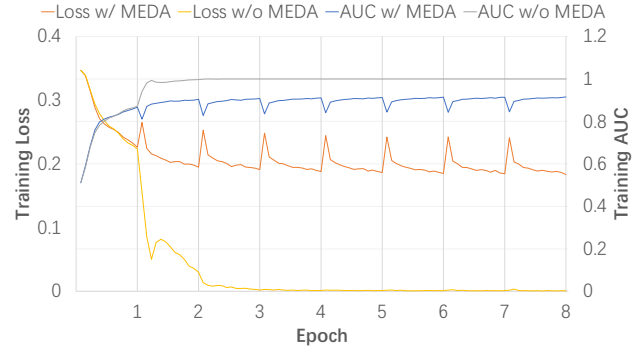
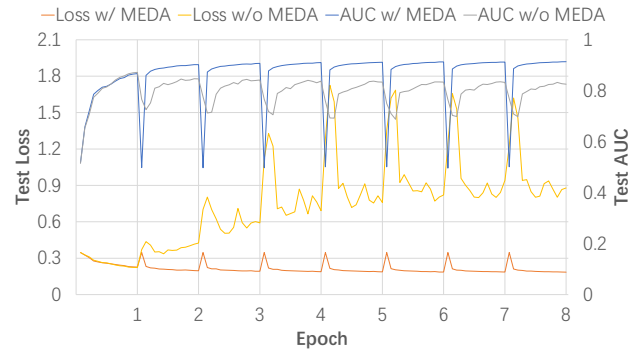
		DNN	DIN	DIEN	MIMN	ADFM
Amazon	Single-Epoch	0.8355	0.8477	0.8529	0.8686	0.8428
	MEDA-NC	0.8450	0.8617	0.8602	0.8861	0.8507
	Improv.	+0.95%	+1.4%	+0.73%	+1.75%	+0.79%
	MEDA-C	0.8446	0.8588	0.8587	0.8832	0.8516
	Improv.	+0.91%	+1.11%	+0.58%	+1.46%	+0.88%
Taobao	Single-Epoch	0.8714	0.8804	0.9032	0.9392	0.9462
	MEDA-NC	0.9034	0.9265	0.9262	0.9500	0.9568
	Improv.	+3.2%	+4.61%	+2.3%	+1.08%	+1.06%
	MEDA-C	0.9054	0.9321	0.9281	0.9565	0.9549
	Improv.	+3.40%	+5.17%	+2.49%	+1.73%	+0.87%

Table 3: The test AUC performance on the business datasets. MEDA methods run 2 epochs.

	Short-Video Order	Short-Video Search LTV
Single-Epoch	0.8489	0.8184
MEDA-NC	0.8522	0.8248
Improv.	+0.33%	+0.64%
MEDA-C	0.8513	0.8233
Improv.	+0.24%	+0.49%

**Figure 3: The test AUC curves of various models trained with our non-continual MEDA on the public datasets.**

Effectiveness of Data Augmentation. Figures 4 and 5 illustrate the behavior of MEDA during training, where the use of MEDA results in a gradual decrease in training loss from the second epoch onwards, similar to encountering new data. At the beginning of each epoch, there is a slight increase in training loss, resembling the performance when facing new data from a different domain, leading to recognition errors. Furthermore, Tables 4 and 5 demonstrate that MEDA achieves comparable test AUC to single-epoch learning with fewer data. In most cases, MEDA with half the data surpasses single-epoch training with complete data, especially on Taobao, which validates the efficacy of data augmentation. The relatively better performance on Taobao compared to Amazon suggests that Amazon exhibits more severe data sparsity, resulting in weaker performance when joining multiple samples. Notably, in the case of ADFM on Taobao, even 3 epochs with 1/8 of the data outperform a single epoch with complete data. This may be attributed to ADFM’s extensive behavior window and increased interactions between ID features, as MEDA enhances the importance of ID relationships, providing more opportunities for improvements.

**Figure 4: The training metric curves of training DNN on the Taobao dataset, with or without non-continual MEDA.****Figure 5: The test metric curves of training DNN on the Taobao dataset, with or without non-continual MEDA.****Table 4: The numbers of training epochs required for non-continual MEDA on the Taobao dataset with different data keeping rates of ρ to achieve the test AUC with one-epoch on the complete data and the corresponding test AUCs.**

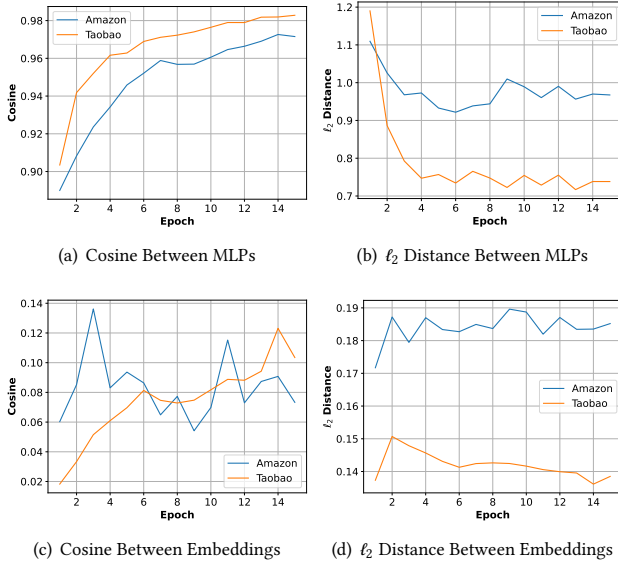
ρ		DNN	DIN	DIEN	MIMN	ADFM
100%	#Epochs	1	1	1	1	1
	Test AUC	0.8714	0.8804	0.9032	0.9392	0.9462
50%	#Epochs	2	2	3	3	2
	Test AUC	0.8864	0.8989	0.9139	0.9444	0.9525
25%	#Epochs	4	3	6	13	2
	Test AUC	0.8802	0.8847	0.9048	0.9395	0.9466
12.5%	#Epochs	7	7	16	16*	3
	Test AUC	0.8716	0.8844	0.9030	0.9287	0.9470

* means with the corresponding epoch number MEDA does not achieve the performance of single-epoch training on the complete data.

Effectiveness of MLP Convergence. In Figure 6 (a) and (b), our MEDA approach is shown to enhance MLP convergence, as evidenced by the increasing similarity between two sets of MLP parameters in successive epochs. The cosine similarity between parameter groups continues to rise with each epoch, while the ℓ_2 distance ceases to decrease after epoch 6, indicating that parameter direction is more crucial for CTR models than parameter distance. Moreover,

Table 5: The same experiment as that conducted in Table 4 on the Amazon dataset.

ρ		DNN	DIN	DIEN	MIMN	ADFM
100%	#Epochs	1	1	1	1	1
	Test AUC	0.8355	0.8477	0.8529	0.8686	0.8428
50%	#Epochs	10	4	16*	4	7
	Test AUC	0.8370	0.8551	0.8481	0.8879	0.8441
25%	#Epochs	16*	16*	16*	16*	16*
	Test AUC	0.8268	0.8446	0.8337	0.8578	0.8319
12.5%	#Epochs	16*	16*	16*	16*	16*
	Test AUC	0.8093	0.8262	0.8157	0.8328	0.8202

**Figure 6: The parameter-convergence metric curves of non-continual MEDA using DNN on the public datasets.**

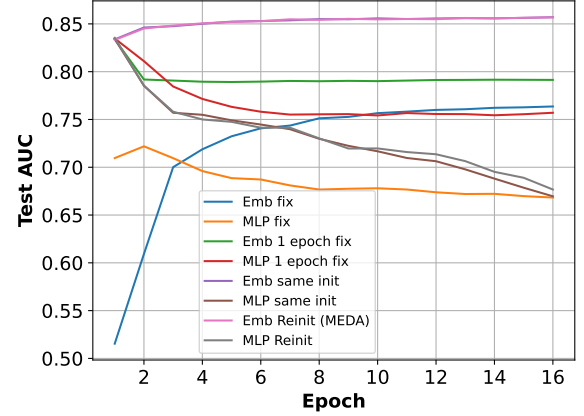
the substantial discrepancy in final embedding parameters even at epoch 15 underscores the data augmentation effect of MEDA. Interestingly, the embedding parameters exhibit convergence on Taobao based on cosine similarity but not notably on Amazon, possibly due to the challenges posed by severe data sparsity in learning similar embedding patterns across epochs.

5.3 Ablation Study

Due to the space limit, some ablation studies are conducted on the Amazon dataset only, for whose overfitting issue is more severe.

Primary Responsibility of Embedding. In Figure 7, we show that the primary causative factor of one-epoch overfitting is the embedding overfitting, where we compare 4 groups of variants:

- (1) Emb (MLP) fix: fixing the embedding (MLP) parameter and training the MLP (embedding).
- (2) Emb (MLP) 1 epoch fix: after epoch 1, fixing the embedding (MLP) and training the MLP (embedding);
- (3) Emb (MLP) same init: for each epoch, using the same initialization result to reinitialize the embedding (MLP);

**Figure 7: The test AUC curves for training DNN on the Amazon dataset with different training paradigms.**

- (4) Emb (MLP) Reinit: for each epoch, independently reinitialize the embedding (MLP).

The group “Emb (MLP) fix” reveals that the MLP does not overfit when the embedding is fixed, even containing considerable noise due to being solely initialized. Across all variants, severe overfitting occurs unless the embedding is controlled. When the embedding is controlled, overfitting can be mitigated (group 2) or avoided altogether (groups 1, 3, and 4). These findings underscore that one-epoch overfitting primarily stems from embedding overfitting.

Variants of Continual MEDA. In Figure 8, we test two variants of our Continual MEDA:

- (1) Data 1 Emb as Initial: using the final embedding of training \mathcal{D}_{tr}^1 as the initial embedding for multi-epoch training of \mathcal{D}_{tr}^2 .
- (2) Data 1 Emb as Fixed: after training \mathcal{D}_{tr}^2 , using and fixing the final embedding of training \mathcal{D}_{tr}^1 for multi-epoch training of \mathcal{D}_{tr}^2 .

Both variants exhibit overfitting beyond epoch 10, indicating that when the MLP is trained repeatedly with the same embedding trained on data, the dependency between them intensifies, resulting in overfitting. This highlights the significance of our continual MEDA approach in reducing the dependence between the embedding and the MLP.

We also test two variants of our Continual MEDA on four datasets in Table 6:

- (1) MEDA-C Emb-Reuse: same with the “Data 1 Emb as Initial”.
- (2) MEDA-C Multi-MLP: same with continual MEDA, except for that when training \mathcal{D}_{tr}^1 for E_1^2 , we reinitialize the MLP.

The results show that, compared with continual MEDA, both training \mathcal{D}_{tr}^1 only once and using another MLP’s embedding compromise the performance. Nonetheless, both variants still outperform “Single-Epoch”, showing the effectiveness of multi-epoch learning.

Hyperparameter Robustness. In Figure 9, we examine the impact of reversing the embedding order or omitting some (even or odd) groups of embeddings in training \mathcal{D}_{tr}^2 using our continual MEDA.

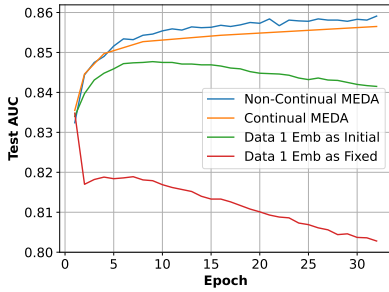


Figure 8: The test AUC curves of DNN on the Amazon dataset, comparing different variants of continual MEDA to train \mathcal{D}_{tr}^2 multiple times. The continual MEDA has run 2, 4, 8, 16, and 32 epochs. Note that the results of MEDA methods are only for reference because they also train \mathcal{D}_{tr}^1 multiple times.

Table 6: The test AUC results on four datasets, comparing different variants of continual MEDA to train \mathcal{D}_{tr}^2 multiple times. Except for “Single-Epoch”, other methods run 2 epochs.

	Amazon	Taobao	SVO	SVSL
Single-Epoch	0.8355	0.8714	0.8489	0.8184
MEDA-NC	0.8450	0.9034	0.8522	0.8248
MEDA-C	0.8446	0.9054	0.8517	0.8233
MEDA-C Emb-Reuse	0.8397	0.8943	0.8512	0.8221
MEDA-C Multi-MLP	0.8382	0.8939	0.8502	0.8213

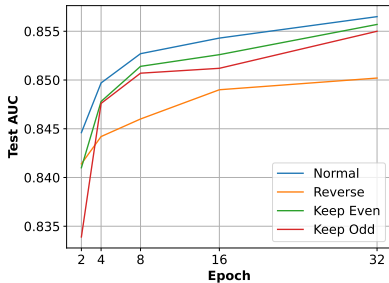


Figure 9: The test AUC curves with DNN on the Amazon dataset, comparing different variants of our continual MEDA.

Both types of variants result in compromised performance, indicating that either training on old embeddings or reducing data augmentation is inferior. Nonetheless, these variants still demonstrate enhanced performance and robustness of our MEDA methodology across increasing epochs without overfitting.

5.4 Online Result

We conduct an online A/B test on Kuaishou’s industrial video advertising platform, focusing on retention prediction. This platform processes billions of user requests daily, with millions of item candidates. It incorporates a four-stage recommender system: candidate retrieval, pre-ranking, ranking, and reranking, each progressively narrowing down the item selection for users. We deploy MEDA in

Table 7: Online A/B Test Performance.

	Test AUC	Retention	Revenue	Expected Revenue
Improv.	+0.14%	+6.6%	+0.32%	+0.91%

the ranking module. The baseline method performs single-epoch learning, while we adopt our continual MEDA to conduct the online A/B experiment. The experiment spanned 9 days, with 10% of the total online traffic allocated for both the baseline and our MEDA approach. Results in Table 7 demonstrate that MEDA significantly enhances the test AUC, user retention, and overall platform rewards (as evaluated by revenue and revenue expected by clients). This marks the first solution addressing overfitting in multi-epoch training of large-scale sparse models for advertising recommendations. In our scenario, achieving satisfactory model performance typically necessitates training on one month’s worth of data. Remarkably, with MEDA, comparable results can be obtained after just two weeks of training. Thus, implementing MEDA substantially reduces the required sample size and training costs while maintaining equivalent outcomes.

6 DISCUSSION

One limitation of this study is the use of independent random embedding initializations for multiple epochs, potentially discarding valuable information in the final embedding parameters from the first epoch. For instance, certain high-frequency categorical features like item category IDs may not be at risk of overfitting, suggesting that their corresponding embedding parameters should be retained. However, a potential solution exists to address this issue. Upon closer examination of our MEDA framework, a key constraint is that initial parameters must not contain *exact* information from any data sample in upcoming training data. This constraint aligns with principles of differential privacy [5, 9], where the goal is to limit the inference of *exact* information from trained parameters. By treating the random initialization process as noise addition, tailored noise levels can be designed based on the data frequency of each categorical feature. This approach could enhance MEDA’s performance further, offering an avenue for future exploration.

Conventional wisdom might suggest that multi-epoch learning could sacrifice timeliness in pure online learning [3]. Yet, it is a shared problem of all multi-epoch learning approaches and is mainly due to limited computation resources. Recent industrial advances combine batch and online learning to achieve both accuracy and timeliness, then multi-epoch learning including MEDA can contribute to batch learning to meet resource constraints.

7 CONCLUSION

In this paper, we propose a novel and simple Multi-Epoch learning with Data Augmentation (MEDA) framework, covering both non-continual and continual learning settings. The experimental results of both public and business datasets show that MEDA effectively achieves the desired effect of data augmentation and multi-epoch learning can outperform the conventional single-epoch training by a significant margin. Furthermore, MEDA’s deployment in a real-world online advertising system and subsequent A/B testing demonstrate its substantial benefits in practical applications.

REFERENCES

- [1] Devansh Arpit, Stanislaw Jastrzebski, Nicolas Ballas, David Krueger, Emmanuel Bengio, Maxinder S Kanwal, Tegan Maharaj, Asja Fischer, Aaron Courville, Yoshua Bengio, et al. 2017. A closer look at memorization in deep networks. In *International conference on machine learning*. PMLR, 233–242.
- [2] Mikhail Belkin, Daniel Hsu, Siyuan Ma, and Soumik Mandal. 2019. Reconciling modern machine-learning practice and the classical bias–variance trade-off. *Proceedings of the National Academy of Sciences* 116, 32 (2019), 15849–15854.
- [3] Nikolay Burlutskiy, Miltos Petridis, Andrew Fish, Alexey Chernov, and Nour Ali. 2016. An investigation on online versus batch learning in predicting user behaviour. In *Research and Development in Intelligent Systems XXXIII: Incorporating Applications and Innovations in Intelligent Systems XXIV* 33. Springer, 135–149.
- [4] Guohao Cai, Jieming Zhu, Quanyu Dai, Zhenhua Dong, Xiuqiang He, Ruiming Tang, and Rui Zhang. 2022. ReLoop: A Self-Correction Continual Learning Loop for Recommender Systems. In *Proceedings of the 45th International ACM SIGIR Conference on Research and Development in Information Retrieval*. 2692–2697.
- [5] Kamalika Chaudhuri, Claire Monteleoni, and Anand D Sarwate. 2011. Differentially private empirical risk minimization. *The Journal of Machine Learning Research* 12 (2011), 1069–1109.
- [6] Heng-Tze Cheng, Levent Koc, Jeremiah Harmsen, Tal Shaked, Tushar Chandra, Hrishikesh Aradhya, Glen Anderson, Greg Corrado, Wei Chai, Mustafa Isipir, et al. 2016. Wide & deep learning for recommender systems. In *Proceedings of the 1st workshop on deep learning for recommender systems*. 7–10.
- [7] Jacob Devlin, Ming-Wei Chang, Kenton Lee, and Kristina Toutanova. 2018. Bert: Pre-training of deep bidirectional transformers for language understanding. *arXiv preprint arXiv:1810.04805* (2018).
- [8] John Duchi, Elad Hazan, and Yoram Singer. 2011. Adaptive subgradient methods for online learning and stochastic optimization. *Journal of machine learning research* 12, 7 (2011).
- [9] Cynthia Dwork, Aaron Roth, et al. 2014. The algorithmic foundations of differential privacy. *Foundations and Trends® in Theoretical Computer Science* 9, 3–4 (2014), 211–407.
- [10] Xavier Glorot and Yoshua Bengio. 2010. Understanding the difficulty of training deep feedforward neural networks. In *Proceedings of the thirteenth international conference on artificial intelligence and statistics*. JMLR Workshop and Conference Proceedings, 249–256.
- [11] Renchu Guan, Haoyu Pang, Fausto Giunchiglia, Ximing Li, Xuefeng Yang, and Xiaoyue Feng. 2022. Deployable and Continuable Meta-learning-Based Recommender System with Fast User-Incremental Updates. In *Proceedings of the 45th International ACM SIGIR Conference on Research and Development in Information Retrieval*. 1423–1433.
- [12] Huifeng Guo, Ruiming Tang, Yunming Ye, Zhenguo Li, and Xiuqiang He. 2017. DeepFM: a factorization-machine based neural network for CTR prediction. *arXiv preprint arXiv:1703.04247* (2017).
- [13] Yi Guo, Zhaocheng Liu, Jianchao Tan, Chao Liao, Sen Yang, Yuan Lei, Dongying Kong, Zhi Chen, and Ji Liu. 2022. LPFS: Learnable Polarizing Feature Selection for Click-Through Rate Prediction. *arXiv preprint arXiv:2206.00267v2* (2022).
- [14] Kaiming He, Xiangyu Zhang, Shaoqing Ren, and Jian Sun. 2016. Deep residual learning for image recognition. In *Proceedings of the IEEE conference on computer vision and pattern recognition*. 770–778.
- [15] Ke Hu, Yi Qi, Jianqiang Huang, Jia Cheng, and Jun Lei. 2022. Continual Learning for CTR Prediction: A Hybrid Approach. *arXiv preprint arXiv:2201.06886* (2022).
- [16] Weihua Hu, Bowen Liu, Joseph Gomes, Marinka Zitnik, Percy Liang, Vijay Pande, and Jure Leskovec. 2019. Strategies for pre-training graph neural networks. *arXiv preprint arXiv:1905.12265* (2019).
- [17] Ziniu Hu, Yuxiao Dong, Kuansan Wang, Kai-Wei Chang, and Yizhou Sun. 2020. Gpt-gnn: Generative pre-training of graph neural networks. In *Proceedings of the 26th ACM SIGKDD International Conference on Knowledge Discovery & Data Mining*. 1857–1867.
- [18] Biye Jiang, Chao Deng, Huimin Yi, Zelin Hu, Guorui Zhou, Yang Zheng, Sui Huang, Xinyang Guo, Dongyue Wang, Yue Song, et al. 2019. Xdl: an industrial deep learning framework for high-dimensional sparse data. In *Proceedings of the 1st International Workshop on Deep Learning Practice for High-Dimensional Sparse Data*. 1–9.
- [19] Petros Katsileros, Nikiforos Mandilaras, Dimitrios Mallis, Vassilis Pitsikalis, Stavros Theodorakis, and Gil Chamel. 2022. An Incremental Learning framework for Large-scale CTR Prediction. In *Proceedings of the 16th ACM Conference on Recommender Systems*. 490–493.
- [20] Diederik P Kingma and Jimmy Ba. 2014. Adam: A method for stochastic optimization. *arXiv preprint arXiv:1412.6980* (2014).
- [21] Aran Komatsuzaki. 2019. One epoch is all you need. *arXiv preprint arXiv:1906.06669* (2019).
- [22] Xiaochen Li, Jian Liang, Xialong Liu, and Yu Zhang. 2022. Adversarial Filtering Modeling on Long-term User Behavior Sequences for Click-Through Rate Prediction. In *Proceedings of the 45th International ACM SIGIR Conference on Research and Development in Information Retrieval*. 1969–1973.
- [23] Jianghao Lin, Yanru Qu, Wei Guo, Xinyi Dai, Ruiming Tang, Yong Yu, and Weinan Zhang. 2023. MAP: A Model-agnostic Pretraining Framework for Click-through Rate Prediction. In *Proceedings of the 29th ACM SIGKDD Conference on Knowledge Discovery and Data Mining*. 1384–1395.
- [24] Qiang Liu, Zhaocheng Liu, and Haoli Zhang. 2020. An empirical study on feature discretization. *arXiv preprint arXiv:2004.12602* (2020).
- [25] Qijiong Liu, Jieming Zhu, Quanyu Dai, and Xiao-Ming Wu. 2022. Boosting deep CTR prediction with a plug-and-play pre-trainer for news recommendation. In *Proceedings of the 29th International Conference on Computational Linguistics*. 2823–2833.
- [26] Zhaocheng Liu, Qiang Liu, Haoli Zhang, and Yuntian Chen. 2020. DNN2LR: Interpretation-inspired Feature Crossing for Real-world Tabular Data. *arXiv preprint arXiv:2008.09775* (2020).
- [27] Zemin Liu, Xingtong Yu, Yuan Fang, and Xinming Zhang. 2023. Graphprompt: Unifying pre-training and downstream tasks for graph neural networks. In *Proceedings of the ACM Web Conference 2023*. 417–428.
- [28] Yuanfu Lu, Xunqiang Jiang, Yuan Fang, and Chuan Shi. 2021. Learning to pre-train graph neural networks. In *Proceedings of the AAAI conference on artificial intelligence*, Vol. 35. 4276–4284.
- [29] Fei Mi, Xiaoyu Lin, and Boi Faltings. 2020. Ader: Adaptively distilled exemplar replay towards continual learning for session-based recommendation. In *Proceedings of the 14th ACM Conference on Recommender Systems*. 408–413.
- [30] Aashiq Muhamed, Iman Keivanloo, Sujun Perera, James Miracek, Yi Xu, Qingjun Cui, Santosh Rajagopalan, Belinda Zeng, and Trishul Chilimbi. 2021. CTR-BERT: Cost-effective knowledge distillation for billion-parameter teacher models. In *NeurIPS Efficient Natural Language and Speech Processing Workshop*.
- [31] Jianmo Ni, Jiacheng Li, and Julian McAuley. 2019. Justifying recommendations using distantly-labeled reviews and fine-grained aspects. In *Proceedings of the 2019 conference on empirical methods in natural language processing and the 9th international joint conference on natural language processing (EMNLP-IJCNLP)*. 188–197.
- [32] Long Ouyang, Jeffrey Wu, Xu Jiang, Diogo Almeida, Carroll Wainwright, Pamela Mishkin, Chong Zhang, Sandhini Agarwal, Katarina Slama, Alex Ray, et al. 2022. Training language models to follow instructions with human feedback. *Advances in Neural Information Processing Systems* 35 (2022), 27730–27744.
- [33] Qi Pi, Weijie Bian, Guorui Zhou, Xiaoqiang Zhu, and Kun Gai. 2019. Practice on long sequential user behavior modeling for click-through rate prediction. In *Proceedings of the 25th ACM SIGKDD International Conference on Knowledge Discovery & Data Mining*. 2671–2679.
- [34] Hendrik Purwins, Bo Li, Tuomas Virtanen, Jan Schlüter, Shuo-Yiin Chang, and Tara Sainath. 2019. Deep learning for audio signal processing. *IEEE Journal of Selected Topics in Signal Processing* 13, 2 (2019), 206–219.
- [35] Jiezhong Qiu, Qibin Chen, Yuxiao Dong, Jing Zhang, Hongxia Yang, Ming Ding, Kuansan Wang, and Jie Tang. 2020. Gcc: Graph contrastive coding for graph neural network pre-training. In *Proceedings of the 26th ACM SIGKDD international conference on knowledge discovery & data mining*. 1150–1160.
- [36] Yanru Qu, Han Cai, Kan Ren, Weinan Zhang, Yong Yu, Ying Wen, and Jun Wang. 2016. Product-based neural networks for user response prediction. In *2016 IEEE 16th international conference on data mining (ICDM)*. IEEE, 1149–1154.
- [37] Olga Russakovsky, Jia Deng, Hao Su, Jonathan Krause, Sanjeev Satheesh, Sean Ma, Zhiheng Huang, Andrej Karpathy, Aditya Khosla, Michael Bernstein, et al. 2015. Imagenet large scale visual recognition challenge. *International journal of computer vision* 115 (2015), 211–252.
- [38] Shaek Salaman and Xiuwen Liu. 2019. Overfitting mechanism and avoidance in deep neural networks. *arXiv preprint arXiv:1901.06566* (2019).
- [39] Hwanjun Song, Minseok Kim, Dongmin Park, Ooju Shin, and Jae-Gil Lee. 2022. Learning from noisy labels with deep neural networks: A survey. *IEEE Transactions on Neural Networks and Learning Systems* (2022).
- [40] Georgios Theodorou, Philip S Thomas, and Mohammad Ghavamzadeh. 2015. Ad recommendation systems for life-time value optimization. In *Proceedings of the 24th international conference on world wide web*. 1305–1310.
- [41] Ashish Vaswani, Noam Shazeer, Niki Parmar, Jakob Uszkoreit, Llion Jones, Aidan N Gomez, Lukasz Kaiser, and Illia Polosukhin. 2017. Attention is all you need. *Advances in neural information processing systems* 30 (2017).
- [42] Cheng Wang, Jiacheng Sun, Zhenhua Dong, Ruixuan Li, and Rui Zhang. 2023. Gradient matching for categorical data distillation in ctr prediction. In *Proceedings of the 17th ACM Conference on Recommender Systems*. 161–170.
- [43] Dong Wang, Kavé Salamatian, Yunqing Xia, Weiwei Deng, and Qi Zhang. 2023. BERT4CTR: An Efficient Framework to Combine Pre-trained Language Model with Non-textual Features for CTR Prediction. In *Proceedings of the 29th ACM SIGKDD Conference on Knowledge Discovery and Data Mining*. 5039–5050.
- [44] Garrett Wilson and Diane J Cook. 2020. A survey of unsupervised deep domain adaptation. *ACM Transactions on Intelligent Systems and Technology (TIST)* 11, 5 (2020), 1–46.
- [45] Chen Yang, Jin Chen, Qian Yu, Xiangdong Wu, Kui Ma, Zihao Zhao, Zhiwei Fang, Wenlong Chen, Chaosheng Fan, Jie He, et al. 2023. An Incremental Update Framework for Online Recommenders with Data-Driven Prior. In *Proceedings of the 32nd ACM International Conference on Information and Knowledge Management*. 4894–4900.

- [46] Feng Yu, Zhaocheng Liu, Qiang Liu, Haoli Zhang, Shu Wu, and Liang Wang. 2020. Deep interaction machine: A simple but effective model for high-order feature interactions. In *Proceedings of the 29th ACM International Conference on Information & Knowledge Management*. 2285–2288.
- [47] Chiyuan Zhang, Samy Bengio, Moritz Hardt, Benjamin Recht, and Oriol Vinyals. 2021. Understanding deep learning (still) requires rethinking generalization. *Commun. ACM* 64, 3 (2021), 107–115.
- [48] Weinan Zhang, Tianming Du, and Jun Wang. 2016. Deep Learning over Multi-field Categorical Data: –A Case Study on User Response Prediction. In *Advances in Information Retrieval: 38th European Conference on IR Research, ECIR 2016, Padua, Italy, March 20–23, 2016. Proceedings* 38. Springer, 45–57.
- [49] Zhao-Yu Zhang, Xiang-Rong Sheng, Yujing Zhang, Biye Jiang, Shuguang Han, Hongbo Deng, and Bo Zheng. 2022. Towards Understanding the Overfitting Phenomenon of Deep Click-Through Rate Models. In *Proceedings of the 31st ACM International Conference on Information & Knowledge Management*. 2671–2680.
- [50] Weijie Zhao, Deping Xie, Ronglai Jia, Yulei Qian, Ruiquan Ding, Mingming Sun, and Ping Li. 2020. Distributed hierarchical gpu parameter server for massive scale deep learning ads systems. *Proceedings of Machine Learning and Systems* 2 (2020), 412–428.
- [51] Weijie Zhao, Jingyuan Zhang, Deping Xie, Yulei Qian, Ronglai Jia, and Ping Li. 2019. Aibox: Ctr prediction model training on a single node. In *Proceedings of the 28th ACM International Conference on Information and Knowledge Management*. 319–328.
- [52] Guorui Zhou, Na Mou, Ying Fan, Qi Pi, Weijie Bian, Chang Zhou, Xiaoqiang Zhu, and Kun Gai. 2019. Deep interest evolution network for click-through rate prediction. In *Proceedings of the AAAI conference on artificial intelligence*, Vol. 33. 5941–5948.
- [53] Guorui Zhou, Xiaoqiang Zhu, Chenru Song, Ying Fan, Han Zhu, Xiao Ma, Yanghui Yan, Junqi Jin, Han Li, and Kun Gai. 2018. Deep interest network for click-through rate prediction. In *Proceedings of the 24th ACM SIGKDD international conference on knowledge discovery & data mining*. 1059–1068.
- [54] Zhi-Hua Zhou. 2021. Why over-parameterization of deep neural networks does not overfit? *Science China Information Sciences* 64 (2021), 1–3.
- [55] Han Zhu, Xiang Li, Pengye Zhang, Guozheng Li, Jie He, Han Li, and Kun Gai. 2018. Learning tree-based deep model for recommender systems. In *Proceedings of the 24th ACM SIGKDD International Conference on Knowledge Discovery & Data Mining*. 1079–1088.
- [56] Qi Zhu, Carl Yang, Yidan Xu, Haonan Wang, Chao Zhang, and Jiawei Han. 2021. Transfer learning of graph neural networks with ego-graph information maximization. *Advances in Neural Information Processing Systems* 34 (2021), 1766–1779.