

# The high temperature QCD static potential beyond leading order

Margaret E. Carrington,<sup>1,2</sup> Cristina Manuel,<sup>3,4</sup> and Joan Soto<sup>5,4</sup>

<sup>1</sup>*Department of Physics, Brandon University, Brandon, Manitoba R7A 6A9, Canada*

<sup>2</sup>*Winnipeg Institute for Theoretical Physics, Winnipeg, Manitoba, Canada*

<sup>3</sup>*Instituto de Ciencias del Espacio (ICE, CSIC)*

*C. Can Magrans s.n., 08193 Cerdanyola del Vallès, Catalonia, Spain*

<sup>4</sup>*Institut d'Estudis Espacials de Catalunya (IEEC)*

*08860 Castelldefels (Barcelona), Catalonia, Spain*

<sup>5</sup>*Departament de Física Quàntica i Astrofísica and Institut de Ciències del Cosmos, Universitat de Barcelona, Martí i Franquès 1, 08028 Barcelona, Catalonia, Spain*

(Dated: July 2, 2024)

We calculate the leading and next-to-leading corrections to the real-time QCD static potential in a high temperature medium in the region where bound states transit from narrow resonances to wide ones. We find sizable contributions to both the real and the imaginary part of the potential. The calculation involves both loop diagrams calculated in the Hard Thermal Loop (HTL) effective theory and power corrections to the HTL Lagrangian calculated in QCD. We compare our results with recent lattice data.

**1. Introduction.** In quantum chromodynamics (QCD) the static potential provides the dominant interaction between a heavy quark and a heavy antiquark at low energy. At zero temperature it is attractive, Coulomb-like at short distances and linearly rising at long distances, a sign of confinement [1]. At high enough temperature the QCD coupling constant is expected to be small and perturbative calculations of the static potential are realistic. The short-distance Coulomb-like potential becomes screened, as in quantum electrodynamics, namely Yukawa-like, with a screening mass proportional to the temperature. As the temperature increases the Yukawa-like potential supports fewer and fewer bound states until at high enough temperatures there would no longer be any bound-states. The suppression of heavy quark-antiquark bound state production in Heavy Ion Collision (HIC) experiments through screening appeared to be a solid prediction of QCD and a reliable signal for quark-gluon plasma (QGP) formation [2]. However a closer inspection of the static potential not only revealed that it develops an imaginary part [3], but also that the imaginary part is parametrically larger than the real part when the screening effects become important [4]. This implies that the disappearance of bound states occurs because they become wide resonances rather than because they are no longer supported by the Yukawa-like potential. The suppression of heavy quark bound state production is indeed observed in current HIC experiments, clearly in the bottomonium ( $\Upsilon$ ) family [5, 6] and indirectly for the charmonium one [7], as recombination effects must be taken into account for the latter. Experimental results show that the peaks corresponding to bottomonium states become wider and fuse with the background as the multiplicity (temperature) increases, rather than sequentially disappearing with roughly the same width. This

pattern is consistent with the idea that bound states disappear because they decay, and not because the potential is screened to the point that it becomes too shallow to support them.

For most of the temperatures reached in HIC experiments the QCD coupling constant may not be small enough to trust perturbative estimates. An enormous effort has been made in the last decade to identify both the real and the imaginary part of the real-time static potential from non-perturbative lattice QCD calculations [8–16]. This is a difficult task, both conceptually and technically. Early attempts to identify the static potential from several objects related to Polyakov loop correlators missed the imaginary part [17–22]. The extraction of the real-time static potential from Euclidean correlators calculated on the lattice requires Bayesian methods, which need a physically motivated guess for the form of the spectral function [23–27]. The perturbative result is often used as a guess.

We calculate the real-time QCD static potential beyond leading order in the high temperature medium where bound states start melting, namely where they transit from narrow to wide resonances. The purpose of this calculation is twofold. We check the robustness of the leading order result on which our qualitative understanding is based. We also put forward a wider set of physically motivated forms of the potential which can be used as an input for the Bayesian methods to extract the real-time static potential from Euclidean correlators calculated on the lattice.

The static potential is defined as the ground-state energy of a static quark and a static antiquark separated at a distance  $r$ . If the quark and antiquark are linked by a straight Wilson line, to get a gauge invariant physical state, the calculation amounts to that of the expectation value of a rectangular Wilson loop

with the length of the temporal sides of the loop taken to infinity. This leads to the coordinate space potential. Alternatively one can use standard diagrammatic methods [28, 29] which gives the momentum space potential. We have carried out the calculation both ways. We work in the close-time-path formalism of thermal field theory and we use an approach based on the Hard-Thermal-Loop (HTL) effective theory [30]. The static quark and antiquark are (unthermalised) probe particles for which only the longitudinal photon ( $A_0$ ) vertices in the time-ordered branch are relevant. We use Coulomb gauge. In this gauge vertices in the anti-time-ordered branch will only enter in the calculation of the gluon self-energy (discussed below). We use dimensional regularization throughout. We use the notation  $C_F = (N_c^2 - 1)/(2N_c)$  where  $N_c$  is the number of colours and  $g$  is the QCD coupling constant.

The leading order (LO) result for the momentum space potential under the assumptions that  $g \ll 1$  and that the typical momentum exchange between the quark and antiquark satisfies  $p \ll T$  is [3]

$$V_{1\text{lo}}(p) = g^2 C_F G(0, p), \quad (1)$$

$$G(0, p) = -\frac{1}{m_D^2 + p^2} + \frac{i\pi T m_D^2}{p(m_D^2 + p^2)^2}$$

where  $m_D$  is the Debye mass. We define  $m_D = gT\hat{m}_D$  with  $\hat{m}_D = \sqrt{(N_c + N_f/2)}/3$ ,  $T$  is the temperature,  $N_f$  is the number of quark flavors, and  $G(p_0, p)$  the time-ordered longitudinal HTL propagator. The corresponding coordinate space potential is

$$V_{1\text{lo}}(r) = g^2 C_F \int \frac{d^3p}{(2\pi)^3} e^{i\vec{p}\cdot\vec{r}} G(0, \vec{p}), \quad (2)$$

where  $r = |\vec{r}|$ . Performing the Fourier transform one obtains

$$V_{1\text{lo}}(r) = -\frac{g^2 C_F}{4\pi\hat{r}} (m_D e^{-\hat{r}} - 2iT I_2(\hat{r})) , \quad (3)$$

where we define the dimensionless integrals  $I_j(\hat{r}) = \int_0^\infty d\hat{p} \sin(\hat{p}\hat{r}) (\hat{p}^2 + 1)^{-j}$ , and  $\hat{r} = rm_D$ .

At any order in the loop expansion of the expression that defines the potential, we must decide if and how to dress the propagators and vertices in the resulting momentum integrals (i.e. if we should use bare  $n$ -point functions, or HTL corrected ones). This decision depends on the momentum scale that we choose to focus on, which in turn will determine the range of  $r$  where our coordinate space potential will be most reliable. This principle is illustrated clearly in Eqs. (1),(3). If we expand the coordinate space potential in  $r$  the leading term is the Coulomb potential  $V(r) = -g^2 C_F/(4\pi r)$ , which is the result we would have obtained if we had expanded the propagator in  $m_D/p$  before doing the momentum integral.

However, at large  $r$  the Yukawa potential (3) does not agree well with the Coulomb potential, because the small momentum region of the integrand is not accurately represented by the expanded propagator. We also note that the exponential dependence of the Yukawa potential on  $g$  is inherently non-perturbative, which shows that we should not always think in terms of a simple expansion in powers of  $g$ .

To decide what momentum scale is important for our purposes we return to Eq. (1). For a narrow resonance to exist the imaginary part of the static potential must be smaller than the real part. This implies that  $p > (m_D^2 T)^{1/3} \sim g^{2/3} T$  or  $p = g^a T$  with  $0 < a < 2/3$ . Note that since  $T \gg p \gg m_D$  we can simultaneously satisfy the conditions that perturbation theory is valid and that narrow resonances exist. This hierarchy of scales could be exploited using non-relativistic effective field theories [31–33], but we use instead the technique of integration by regions [34, 35], which is better suited for our purposes. We will describe the scale of the momentum  $p$  as semi-hard. The value  $a = 2/3$  gives the momentum scale for which the real and imaginary parts of the leading order momentum space potential are of the same size and is parametrically the scale at which we expect quarkonium to dissociate. We will take into account all corrections larger than  $g^2$  to the real part and larger than  $g^{3a}$  and  $g^{2-a}$  to the imaginary part of the LO momentum space potential. Note that the scaling in  $a$  at LO is different for the real ( $g^{2-2a}/T^2$ ) and the imaginary parts ( $g^{4-5a}/T^2$ ). Two loop diagrams give corrections of order  $g^2$  or smaller to the real part, and of order  $g^{3a}$  or smaller to the imaginary part. Including full HTL vertices in the self-energy diagrams gives corrections of order  $g^2$  or smaller to the real part and of order  $g^{2-a}$  or smaller to the imaginary part. All together our conditions restrict  $a$  to be in the range  $1/3 < a < 2/3$ . The coordinate space potential that we obtain upon Fourier transforming the momentum space potential will not be valid for  $rm_D \gg 1$ , since large  $r$  corresponds to momenta softer than the semi-hard scale we have chosen, or  $rT \ll 1$ , since small  $r$  corresponds to momenta larger than the temperature. We eventually extend the region where our coordinate space potential is valid by Fourier transforming a momentum space expression with all denominator factors of the form  $p^2 + m_D^2$  unexpanded (as explained above for  $V_{1\text{lo}}$ ). Since we have assumed  $p \gg m_D$  this procedure is not fully consistent but it extends to larger  $r$  the region where we expect our result to be valid. The contributions to the coordinate space potential from the soft region ( $p \sim m_D$ ) for  $m_D \ll 1/r \ll T$  that we do not calculate has a universal form at any order in  $g$ . Since we assume  $rm_D \ll 1$ , the exponential  $e^{i\vec{p}\cdot\vec{r}}$  in the Fourier transform can be expanded in the soft re-

gion. The contribution from this region thus reduces to a polynomial in  $r^2$  (which could be accompanied by logarithms of  $rm_D$ ). In our counting we will only need the zeroth order (the  $r$ -independent term) for the real part and up to the first order (the  $r^2$  term) in the imaginary part. We note that the contribution from the heavy quark self-energies in the static limit add to the zeroth order term just mentioned.

**2. The static potential beyond leading order (BLO).** The relevant diagrams are shown in Fig. 1, where all the fermion lines do not depend on the spatial momenta (the static limit). There is one (4-dimensional) momentum variable that is integrated over (which we call  $k$ ) and the momentum transfer is  $p = (p_0, \vec{p})$ . The energy transfer  $p_0$  is eventually taken to zero to get the momentum space potential. Fourier transforming the momentum space potential gives the coordinate space potential. There are two relevant contributions to the gluon self-energy  $\Pi_{\text{blo}}^{\text{ret}}$  (first diagram in Fig. 1). One comes from the power correction to the HTL self-energy ( $k \sim T$ ), and one from the one loop self-energy diagram with the loop momentum semi-hard  $k \sim p$ . The fact that the semi-hard scale dominates the soft one ( $m_D$ ) produces enormous simplifications. Both HTL vertices and HTL propagators reduce to the bare ones up to corrections of order  $m_D^2/p^2$ . There are no contributions to  $\Pi_{\text{blo}}^{\text{ret}}$  from quark loops for  $k \sim p$  because at energies smaller than  $T$  they are Pauli-blocked and hence suppressed by  $p^2/T^2$  with respect to the Bose-enhanced gluonic contributions. Also, possible contributions from tadpole diagrams vanish. The last four graphs in Fig. 1 are zero at zero temperature in Coulomb gauge because they involve only the bare longitudinal gluon propagator, which is energy independent. At finite temperature they give a non-vanishing contribution that has not previously been considered. The leading contribution from the last four graphs in Fig. 1 arises when the internal momentum  $k \sim m_D$  and HTL propagators are used, because the HTL longitudinal gluon propagator is energy dependent.

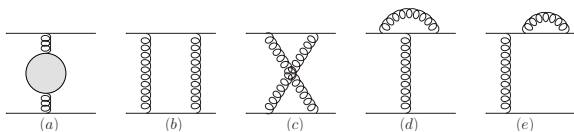


FIG. 1. One-loop contributions to the static potential in the Coulomb gauge. All gluon lines correspond to longitudinal gluons. The iteration of the LO potential must be subtracted.

The gluon self-energy bubble in Fig. 1(a) at next-

to-leading order in  $p/T$  is<sup>1</sup>, for  $p_0 \rightarrow 0$ ,

$$\begin{aligned} \Pi_{\text{blo}}^{\text{ret}}(p_0, \vec{p}) & \\ &= -\frac{g^2 T}{4} \left( N_c \left( p + i \frac{7}{3} \frac{p_0}{\pi} \right) - i \left( N_c - \frac{N_f}{2} \right) \frac{p_0 p}{2\pi T} \right). \end{aligned} \quad (4)$$

The first contribution comes from the loop with  $k$  semi-hard [36, 37]<sup>2</sup> and the second piece is the power correction.<sup>3</sup> To find the corresponding contribution to the potential the result in (4) is used in the time ordered propagator. Note that the terms in Eq. (4) proportional to the energy transfer  $p_0$  must be kept, even though we take the limit  $p_0 \rightarrow 0$  in the calculation of the static potential, because they combine with a Bose-enhancement factor  $\sim T/p_0$  in the time-ordered propagator. The sizes of the contribution (4) to the real [imaginary] part of the static potential are  $g^{4-3a}/T^2$  [ $g^{4-4a}/T^2$ ,  $g^{4-3a}/T^2$ ] where the two terms in the square bracket indicate, respectively, the semi-hard loop and the power correction.

In the diagrams in Figs. 1(d),(e) the loops are not sensitive to the momentum transfer  $p$ . This is due to three facts. First, the static propagators for the heavy quark and antiquark are blind to the three momentum, second, there is no vertex with three  $A_0$ , and, third, there is no off-diagonal propagator connecting the longitudinal ( $A_0$ ) and transverse ( $A^i$ ) fields in Coulomb gauge. The contribution from Figs. 1(d),(e) in momentum space is [44]

$$V_2^{(\text{de})} = ig^4 N_c C_F G(0, p) \int \frac{d^4 k}{(2\pi)^4} \frac{G(k_0, k)}{(k_0 + i\eta)^2}, \quad (5)$$

with  $\eta \rightarrow 0^+$ . To do the momentum integral we use the time order propagators in the HTL limit and expand the Bose distribution since  $k \sim m_D$ . This gives

$$V_2^{(\text{de})} = \frac{g^4 N_c C_F}{8\pi} G(0, p) \left( \left( 1 - \frac{3\pi^2}{16} \right) \frac{T}{m_D} \right). \quad (6)$$

The contribution from the graphs in Figs. 1(b),(c) is

$$V_2^{(\text{bc})} = -\frac{ig^4 N_c C_F}{2} \int \frac{d^4 k}{(2\pi)^4} \frac{G(k_0, \vec{k} + \vec{p}) G(k_0, k)}{(k_0 + i\eta)^2}. \quad (7)$$

Using  $p \gg k, k_0$  we can write, under the integral sign,

$$\begin{aligned} G(k_0, \vec{k} + \vec{p}) &= G(0, p) \left[ 1 - \frac{k^2}{3} G(0, p) (1 + \right. \\ &\left. + 4m_D^2 G(0, p)) \right] + \mathcal{O}\left(\frac{m_D^3}{p^5}\right). \end{aligned} \quad (8)$$

<sup>1</sup> The result obtained in Feynman gauge is different. We have checked that in this gauge there are additional contributions from the vertex diagrams that combine to give the same result to the potential.

<sup>2</sup> The real part was obtained earlier in [38].

<sup>3</sup> There is also a contribution of the power correction to the real part  $\sim g^2 p^2$  which is not kept because it is higher order. The power correction was calculated for QED in [39, 40] and for QCD in Feynman gauge in [41, 42].

We keep  $m_D^2$  in the denominators even though it is parametrically smaller than  $p^2$  and we call this the damped approximation. The dominant term in (8) gives  $V_2^{(\text{bc})}(p) = -V_2^{(\text{de})}(p)/2$ . The subdominant term only contributes to the real part of the potential. From Eq. (6) we see that the real part of Fig. 1(b),(c) is  $\sim g^4 T/(m_D p^2)$  and is larger than the contribution from the self-energy diagrams (4). We note that when

the loop momentum is  $k \sim p$  it appears that we could get a contribution from Fig. 1(b),(c) of the same size as the self-energy contribution, but in this case the HTL propagators can be approximated by bare ones and therefore we get zero in Coulomb gauge. For reference we give the result obtained from Eqs. (4,6,7), by expanding in  $m_D/p$  and dropping terms of order  $g^4 T m_D^2/p^5$  in the real part and  $(g^4 T^2 m_D^2/p^6, g^4/p^2)$  in the imaginary part. This result reads

$$V_{2,\text{exp}}(p) = -\frac{g^4 C_F N_c T}{16\pi m_D p^2} \left( 1 - \frac{3\pi^2}{16} + \frac{4\pi m_D}{p} + \frac{m_D^2}{p^2} \left( \frac{5\pi^2}{24} - \frac{4}{3} \right) \right) - i \frac{g^4 C_F T^2}{16p^4} \left( N_c \left( \frac{56}{3\pi} - \left( 1 - \frac{3\pi^2}{16} \right) \frac{m_D}{p} \right) - \frac{4}{\pi} \left( N_c - \frac{N_f}{2} \right) \frac{p}{T} \right). \quad (9)$$

The damped approximation reproduces the result above when expanded in  $m_D^2/p^2$ . The coordinate space potential in the damped approximation is

$$\text{Re}[V_2] = \frac{g^4 N_c C_F T}{64\pi^2 \hat{r}} \left\{ 8 (I_2(\hat{r}) - I_1(\hat{r})) + \frac{e^{-\hat{r}}}{16} \left( 3\pi^2 - 16 + \frac{\hat{r}}{6} (16 - \pi^2) \right) \right\}, \quad (10)$$

$$i\text{Im}[V_2] = -i \frac{g^3 C_F T}{16\pi^2 \hat{m}_D} \left\{ \frac{3\pi^2 - 16}{32\hat{r}} I_2(\hat{r}) + \frac{7}{3} N_c e^{-\hat{r}} - \frac{2g\hat{m}_D}{\pi\hat{r}} \left( N_c - \frac{N_f}{2} \right) (I_1(\hat{r}) - I_2(\hat{r})) \right\}. \quad (11)$$

The first (second) line of the real (imaginary) part comes from Fig. 1(a) and the remaining contributions from the last four diagrams in Fig. 1.

As explained previously, we have not calculated the soft contributions to the momentum space potential. At the order we are working, the general form of these contributions in the coordinate space potential is (up to logarithms)  $g^3 q_0 T$  for the real part and  $g^3 i_0 T + g^5 i_2 r^2 T^3$  for the imaginary part, where  $(q_0, i_0, i_2)$  are constants.

**3. Comparison with lattice results.** We consider bottomonium, and take the mass of the bottom quark  $m_b = 4676$  MeV. We compare our results with two different lattice calculations. First we compare our potential with [16]. We fix  $g$  from the fit to the  $T = 0$  lattice data for the static potential with  $r \in [0, 0.3]$  fm which delivers  $g = 1.8$ , and we use  $N_c = N_f = 3$ . The constants  $(q_0, i_0, i_2)$  are determined by fitting to the lattice data at all available temperatures and values of  $r$  between 0.02 and 0.3 fm. In order to adjust the origin of energies, we also add a temperature independent constant  $S$  to the

real part of the potential. The values we obtain are  $(q_0, i_0, i_2) = (0.049, -0.021 \pm 0.002, 0.205 \pm 0.001)$  and  $S = 219$  MeV. We show our results in Fig. 2. The real part of the potential varies very little with temperature, in agreement with the data. The slightly different shape with respect to the data is expected to be fixed by higher order temperature independent radiative corrections, see Ref. [45].<sup>4</sup> For the imaginary part of the potential most of the contribution comes from the soft region, which is responsible for the large correction with respect to the LO result. Next we compare with the results of [43]. We solve the Schrödinger equation using our result for the real part of the potential in the damped approximation. We find the binding energy of the ground state at all temperatures available and subtract the Coulomb binding energy.<sup>5</sup> In order to match the definition of Ref. [43], the widths for each temperature are obtained by calculating the expectation value  $-\langle \text{Im}[V] \rangle$  with the corresponding eigenfunction. The constants  $(q_0, i_0, i_2)$  are determined by fitting to the lattice data at all available temperatures and their values are  $(q_0, i_0, i_2) = (0.078 \pm 0.004, -0.026 \pm 0.009, 0.053 \pm 0.002)$ . The errors are obtained from the fits to the upper and lower values. The results are shown in Fig. 3. The temperature dependence of both the binding energy and the decay width gives a reasonable description of lattice data, and a considerable improvement with respect to the LO results. This is mainly due to the inclusion of the soft contributions. We can use our results for the binding energies and widths to estimate the

<sup>4</sup> A soft contribution  $\sim r^2 T^3$  improves the description of data but we do not include it because it is higher order in our counting.

<sup>5</sup> This subtraction makes the output independent of  $S$ .

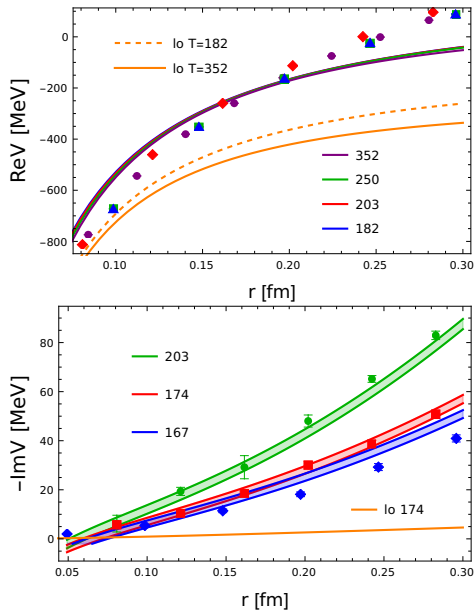


FIG. 2. Real and imaginary part of  $V = V_{1l_0} + V_2$  in the damped approximation with parameters given in the text. The legends indicate the temperature in MeV. The LO contribution (HTL) to the imaginary part is shown for a single temperature since the remaining two would overlap with it. The solid bands on the lower plot indicate uncertainty in the values of the fitted constants inherited from the error bars of the lattice data.

dissociation temperature. The dissociation temperature of a bound state can be defined as the temperature for which its thermal decay width equals the energy difference to the closest state, at which point we are not able to distinguish a given state from its neighbour in the spectral function. For simplicity, we will rather use the energy difference to the threshold, which is expected to provide a slightly higher dissociation temperature. The decay width is defined to be the expectation value of  $-2\text{Im}[V]$ . The leading order result is  $T_{\text{diss}} = 193.2$  MeV and the damped approximation gives  $T_{\text{diss}} = (225 \pm 10)$  MeV using the fits to Ref. [43] and  $T_{\text{diss}} = (151.8 \pm 1.2)$  MeV using the fits to Ref. [16] (see Fig. 4).

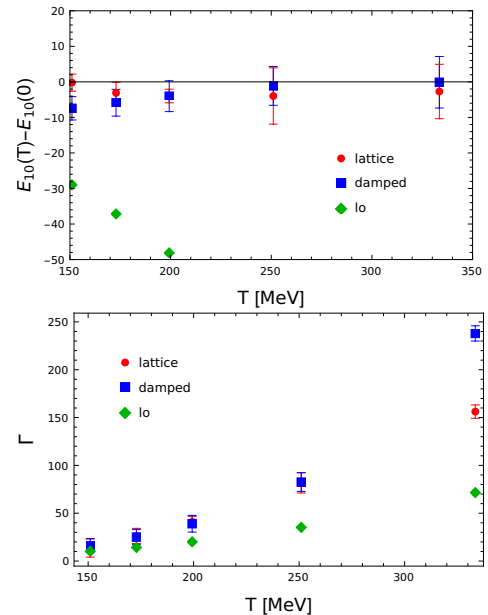


FIG. 3. The temperature dependence of the binding energy and thermal width of the bottomonium ground state. The  $lo$  includes the one-loop static quark self-energies.

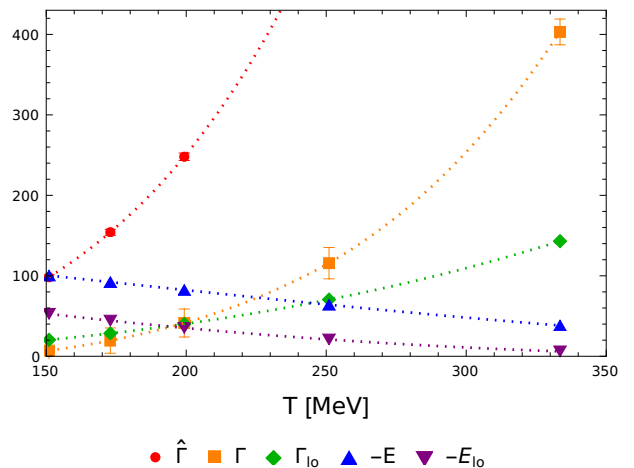


FIG. 4. The binding energy ( $-E$ ) and the thermal width ( $\Gamma, \hat{\Gamma}$ ) as a function of temperature. The dotted lines are interpolated curves that are added to guide the eye.  $\Gamma$  and  $\hat{\Gamma}$  indicate the curves obtained using fits to Ref. [43] and Ref. [16] respectively. The subscript  $lo$  indicates the results obtained at LO, which include the one-loop static quark self-energies.

Our approach is able to reasonably describe the two sets of lattice data [16] and [43]. However, the parameter sets we need in order to do so are not entirely consistent. We believe this might be due to a problem in the extraction of the decay width in either lattice paper. Since in our approach all scales are explicit, we expect the same size for the numerical coefficients ob-

tained from the two fits. This is true for all coefficients in the two sets except for  $i_2$  in the set of Ref. [16]. The outcomes for  $q_0$  differ by only a factor  $\approx 1.6$ , for  $i_0$  by a factor  $\approx 0.81$ , but for  $i_2$  they differ by a factor  $\approx 3.9$ . The dissociation temperature we obtain from the set of Ref. [16] is also very low, incompatible with earlier lattice studies that indicate it is much higher than the crossover temperature, see for instance [46].

**4. Summary and conclusions.** We have calculated the momentum space potential including corrections beyond the leading order HTL result, when the typical momentum transfer  $p$  satisfies  $m_D \ll p \ll T$ . This is the relevant region to obtain the dissociation temperature for heavy quarkonium. We have extended our calculation to softer  $p$  by keeping suitable  $p^2 + m_D^2$  terms unexpanded, which we have called the damped approximation. We also include the power corrections calculated in QCD. The coordinate space potential is then determined for  $1/T \ll r \ll 1/m_D$  up to a polynomial in  $r^2$  (up to logarithms), which encodes the contribution for  $p \lesssim m_D$  at any order in  $g$ . We expect our expressions (10) and (11) to be reasonable approximations at larger  $r$  as well, since explicit damping factors are kept. Hence, we expect they will provide useful inputs for the Bayesian methods required in the effort to determine the real-time static potential from lattice QCD. As an example, we have shown that our results describe reasonable well two different sets of lattice data, whereas the LO result fails to do so. We have also been able to identify an inconsistency between these two sets of data.

We thank Peter Petreczky and Rasmus Larsen for providing the data of Refs. [43] and [16], respectively. MEC acknowledges support by the Natural Sciences and Engineering Research Council of Canada under grant SAPIN-2023-00023 and thanks ICCUB and ICE for hospitality. CM was supported by Ministerio de Ciencia, Investigación y Universidades (Spain) MCIN/AEI/10.13039/501100011033/FEDER, UE, under the project PID2022-139427NB-I00, by Generalitat de Catalunya by the project 2021-SGR-171 (Catalonia), and also partly supported by the Spanish program Unidad de Excelencia Maria de Maeztu CEX2020-001058-M, financed by MCIN/AEI/10.13039/501100011033. JS acknowledges financial support from Grant No. 2017-SGR-929 and 2021-SGR-249 from the Generalitat de Catalunya and from projects No. PID2022-136224NB-C21, PID2022-139427NB-I00 and No. CEX2019-000918-M from Ministerio de Ciencia, Innovación y Universidades.

## Supplemental Material

Here we discuss some of the technical steps needed for the computation of the high temperature QCD static potential beyond leading order. For the retarded, advanced and time-ordered longitudinal gluon propagator we use the notation

$$\begin{aligned} G^{\text{ret}}(p_0, \vec{p}) &= -\frac{1}{p^2 + \Pi^{\text{ret}}(p_0, \vec{p})}, \\ G^{\text{adv}}(p_0, \vec{p}) &= -\frac{1}{p^2 + \Pi^{\text{adv}}(p_0, \vec{p})}, \\ G(0, \vec{p}) &= \frac{1}{2} \lim_{p_0 \rightarrow 0} [(G^{\text{ret}}(p_0, \vec{p}) + G^{\text{adv}}(p_0, \vec{p}) \\ &\quad + (1 + 2n_b(p_0))(G^{\text{ret}}(p_0, \vec{p}) - G^{\text{adv}}(p_0, \vec{p}))], \end{aligned} \quad (12)$$

where  $n(p_0)$  is a Bose-Einstein distribution and  $\Pi^{\text{adv}}(p_0, \vec{p}) = \Pi^{\text{ret}}(p_0, \vec{p})^*$ . In Coulomb gauge  $\Pi^{\text{ret}}(p_0, \vec{p}) = \Pi_{\text{HTL}}^{\text{ret}}(p_0, p) + \Pi_{\text{blo}}^{\text{ret}}(p_0, \vec{p})$  where the first term is the HTL (leading order) result and the beyond leading order contribution is given in Eq. (4).

The potential is defined as

$$V(\vec{r}) = \lim_{t \rightarrow \infty} v(t, \vec{r}), \quad (13)$$

$$v(t, \vec{r}) = \frac{i}{t} \ln[C(t, \vec{r})], \quad (14)$$

$$C(t, \vec{r}) = \frac{1}{N_c} \langle W_1 W_2 W_3 W_4 \rangle, \quad (15)$$

where the notation  $W_i$  refers to the Wilson line corresponding to each of the four branches of the loop. For example the line along the top of the loop is

$$W_1 = \text{Exp} \left( ig \mathcal{P} \int_{(0, \vec{r})}^{(t, \vec{r})} dx^\mu A_\mu(x) \right), \quad (16)$$

and the symbol  $\mathcal{P}$  indicates path ordering. In the limit  $t \rightarrow \infty$  the lines along the right and the left sides can be set to one. We calculate the potential perturbatively by expanding in  $g$  to obtain  $C_0(t, \vec{r}) + g^2 C_1(t, \vec{r}) + g^4 C_2(t, \vec{r}) + \dots = \exp(-it(g^2 v_1(t, \vec{r}) + g^4 v_2(t, \vec{r}) + \dots))$ . Matching orders in  $g$  gives

$$V_1(\vec{r}) = \lim_{t \rightarrow \infty} v_1(t, \vec{r}) = \lim_{t \rightarrow \infty} \left( \frac{iC_1(t, \vec{r})}{t} \right), \quad (17)$$

$$\begin{aligned} V_2(\vec{r}) &= \lim_{t \rightarrow \infty} v_2(t, \vec{r}) \\ &= \lim_{t \rightarrow \infty} \left( \frac{iC_2(t, \vec{r})}{t} - \frac{iC_1^2(t, \vec{r})}{2t} \right). \end{aligned} \quad (18)$$

To calculate the lowest order potential  $V_1(\vec{r})$  we calculate  $C_1(t, \vec{r})$  which has two contributions, one from the contraction of a gauge potential in the expanded link operator  $W_1$  with a gauge potential from the expanded link operator at the bottom of the loop, and

one from a contraction of two gauge potentials from

$$C_{1a}(t, \vec{r}) = -ig^2 C_F \int_0^t dx_0 \int_0^t dy_0 \int \frac{d^4 p}{(2\pi)^4} e^{-i(p_0(x_0 - y_0) - \vec{p} \cdot \vec{r})} G_{00}(p_0, \vec{p}), \quad (19)$$

$$C_{1b}(t, \vec{r}) = 2g^2 C_F \int \frac{dl_0}{2\pi} \int_0^t dx_0 \int_0^t dy_0 e^{il_0(x_0 - y_0)} \int \frac{d^4 p}{(2\pi)^4} \frac{1}{l_0 + p_0 - i\eta} G_{00}(p_0, \vec{p}). \quad (20)$$

To take the limit that the time goes to infinity we use

$$\begin{aligned} & \lim_{t \rightarrow \infty} \int_0^t dx_0 \int_0^t dy_0 e^{il_0(x_0 - y_0)} \\ &= t 2\pi \delta(l_0) + \left( \frac{1}{(l_0 + i\eta)^2} + \frac{1}{(l_0 - i\eta)^2} \right). \end{aligned} \quad (21)$$

To obtain this result we write

$$\int_0^t dx_0 \int_0^t dy_0 e^{il_0(x_0 - y_0)} = \frac{4}{l_0^2} \sin^2 \left( \frac{tl_0}{2} \right). \quad (22)$$

It is straightforward to obtain the leading order term in (21). The time independent constant is found by multiplying by  $l_0$  regulating each term consistently. We note that the  $t$ -independent term in (21) is not needed to get the leading order potential but is important beyond leading order.

To find the potential at leading order in the expansion of the Wilson lines in  $g$ , we substitute  $C_1(t, \vec{r}) = C_{1a}(t, \vec{r}) + C_{1b}(t, \vec{r})$  into (17) and use (21). This gives the result for  $V_{110}$  in Eq. (2). The expression for  $V_2$  is obtained from (18) and can be written in the form

$$\begin{aligned} V_2 &= \lim_{t \rightarrow \infty} \left[ \left\{ \frac{iC_{2b}}{t} - \frac{i}{2t} [C_{1a}(t)]^2 \right\} + \frac{iC_{2c}}{t} \right. \\ &\quad \left. + \frac{iC_{2d}}{t} + \left\{ \frac{iC_{2e}}{t} - \frac{i}{t} C_{1a}(t) C_{1b}(t) \right\} \right]. \end{aligned} \quad (23)$$

The role of the factors  $C_{1a}(t)$  and  $C_{1b}(t)$  that appear in Eq. (23) is to cancel the pinch singularities that appear in Figs. 1(b)(e). A straightforward calculation

the same line. These two contributions are called respectively  $C_{1a}(t, \vec{r})$  and  $C_{1b}(t, \vec{r})$  and are

gives

$$V_2^{(bc)}(r) \equiv V_2^{(b)}(r) + V_2^{(c)}(r) \quad (24)$$

$$= \lim_{t \rightarrow \infty} \left[ \left\{ \frac{iC_{2b}}{t} - \frac{i}{2t} [C_{1a}(t)]^2 \right\} + \frac{iC_{2c}}{t} \right]$$

$$= -i \frac{g^4 N_c C_F}{2} \int \frac{d^3 p}{(2\pi)^3} e^{i\vec{p} \cdot \vec{r}} \times \int \frac{d^4 k}{(2\pi)^4} \frac{G(k_0, \vec{k} + \vec{p}) G(k_0, k)}{(k_0 + i\eta)^2},$$

$$V_2^{(de)}(r) \equiv V_2^{(d)}(r) + V_2^{(e)}(r) \quad (25)$$

$$= \lim_{t \rightarrow \infty} \left[ \frac{iC_{2d}}{t} + \left\{ \frac{iC_{2e}}{t} - \frac{i}{t} C_{1a}(t) C_{1b}(t) \right\} \right]$$

$$= ig^4 N_c C_F \int \frac{d^3 l}{(2\pi)^3} e^{i\vec{l} \cdot \vec{r}} G(0, l) \times \int \frac{d^4 k}{(2\pi)^4} \frac{G(k_0, k)}{(k_0 + i\eta)^2}.$$

The calculation described above has been cross-checked against an independent calculation of the diagrams of Fig. 1 carried out by standard diagrammatic techniques.

- 
- [1] K. G. Wilson, Phys. Rev. D **10**, 2445-2459 (1974).
  - [2] T. Matsui and H. Satz, Phys. Lett. B **178**, 416-422 (1986).
  - [3] M. Laine, O. Philipsen, P. Romatschke and M. Tassler, JHEP **03**, 054 (2007).
  - [4] M. A. Escobedo and J. Soto, Phys. Rev. A **78**, 032520 (2008).
  - [5] S. Acharya *et al.* [ALICE], Phys. Lett. B **822**, 136579 (2021).
  - [6] A. M. Sirunyan *et al.* [CMS], Phys. Lett. B **790**, 270-293 (2019).
  - [7] A. M. Sirunyan *et al.* [CMS], Eur. Phys. J. C **78**, 509 (2018).
  - [8] A. Rothkopf, T. Hatsuda and S. Sasaki, Phys. Rev. Lett. **108**, 162001 (2012).
  - [9] Y. Burnier, O. Kaczmarek and A. Rothkopf, Phys. Rev. Lett. **114**, 082001 (2015).
  - [10] Y. Burnier, O. Kaczmarek and A. Rothkopf, JHEP **12**, 101 (2015).

- [11] Y. Burnier and A. Rothkopf, Phys. Rev. D **95**, 054511 (2017).
- [12] A. Lehmann and A. Rothkopf, JHEP **07**, 067 (2021).
- [13] K. Boguslavski, B. S. Kasmaei and M. Strickland, JHEP **10**, 083 (2021).
- [14] D. Bala *et al.* [HotQCD], Phys. Rev. D **105**, 054513 (2022).
- [15] L. Dong, Y. Guo, A. Islam, A. Rothkopf and M. Strickland, JHEP **09**, 200 (2022).
- [16] A. Bazavov, D. Hoyer, O. Kaczmarek, R. N. Larsen, S. Mukherjee, P. Petreczky, A. Rothkopf and J. H. Weber, [arXiv:2308.16587 [hep-lat]].
- [17] O. Kaczmarek, F. Karsch, E. Laermann and M. Lutgemeier, Phys. Rev. D **62**, 034021 (2000).
- [18] O. Kaczmarek, F. Karsch, P. Petreczky and F. Zantow, Phys. Lett. B **543**, 41-47 (2002).
- [19] P. Petreczky and K. Petrov, Phys. Rev. D **70**, 054503 (2004).
- [20] O. Kaczmarek and F. Zantow, Phys. Rev. D **71**, 114510 (2005).
- [21] Y. Maezawa *et al.* [WHOT-QCD], Phys. Rev. D **75**, 074501 (2007).
- [22] Y. Burnier, M. Laine and M. Vepsalainen, JHEP **01**, 054 (2010) [erratum: JHEP **01**, 180 (2013)].
- [23] M. Jarrell and J. E. Gubernatis, Phys. Rept. **269**, 133-195 (1996).
- [24] M. Asakawa, T. Hatsuda and Y. Nakahara, Prog. Part. Nucl. Phys. **46**, 459-508 (2001).
- [25] A. Rothkopf, J. Comput. Phys. **238**, 106-114 (2013).
- [26] Y. Burnier and A. Rothkopf, Phys. Rev. D **87**, 114019 (2013).
- [27] Y. Burnier and A. Rothkopf, Phys. Rev. Lett. **111**, 182003 (2013).
- [28] N. Brambilla, A. Pineda, J. Soto and A. Vairo, Rev. Mod. Phys. **77**, 1423 (2005).
- [29] A. Pineda, Prog. Part. Nucl. Phys. **67**, 735-785 (2012).
- [30] E. Braaten and R. D. Pisarski, Phys. Rev. D **45**, no.6, R1827 (1992).
- [31] W. E. Caswell and G. P. Lepage, Phys. Lett. B **167**, 437-442 (1986).
- [32] A. Pineda and J. Soto, Nucl. Phys. B Proc. Suppl. **64**, 428-432 (1998).
- [33] N. Brambilla, J. Ghiglieri, A. Vairo and P. Petreczky, Phys. Rev. D **78**, 014017 (2008).
- [34] M. Beneke and V. A. Smirnov, Nucl. Phys. B **522**, 321-344 (1998).
- [35] V. A. Smirnov, Springer Tracts Mod. Phys. **250**, 1-296 (2012).
- [36] C. Y. Shi, J. Q. Zhu, Z. L. Ma and Y. D. Li, Chin. Phys. Lett. **32**, no.12, 121201 (2015).
- [37] J. Q. Zhu, Z. L. Ma, C. Y. Shi and Y. D. Li, Nucl. Phys. A **942**, 54-64 (2015).
- [38] A. K. Rebhan, Phys. Rev. D **48**, R3967 (1993).
- [39] C. Manuel, J. Soto and S. Stetina, Phys. Rev. D **94**, 025017, (2016).
- [40] S. Carignano, C. Manuel and J. Soto, Phys. Lett. B, 308, **780** (2018).
- [41] A. Ekstedt, JHEP **06**, 135 (2023).
- [42] T. Gorda, R. Paatelainen, S. Säppi and K. Seppänen, JHEP **08**, 021, (2023).
- [43] R. Larsen, S. Meinel, S. Mukherjee and P. Petreczky, Phys. Lett. B **800**, 135119 (2020).
- [44] See Supplemental Material at .. for further details of the computation.
- [45] A. Bazavov, N. Brambilla, X. Garcia Tormo, i, P. Petreczky, J. Soto and A. Vairo, Phys. Rev. D **86**, 114031 (2012).
- [46] G. Aarts, C. Allton, T. Harris, S. Kim, M. P. Lombardo, S. M. Ryan and J. I. Skullerud, JHEP **07**, 097 (2014).